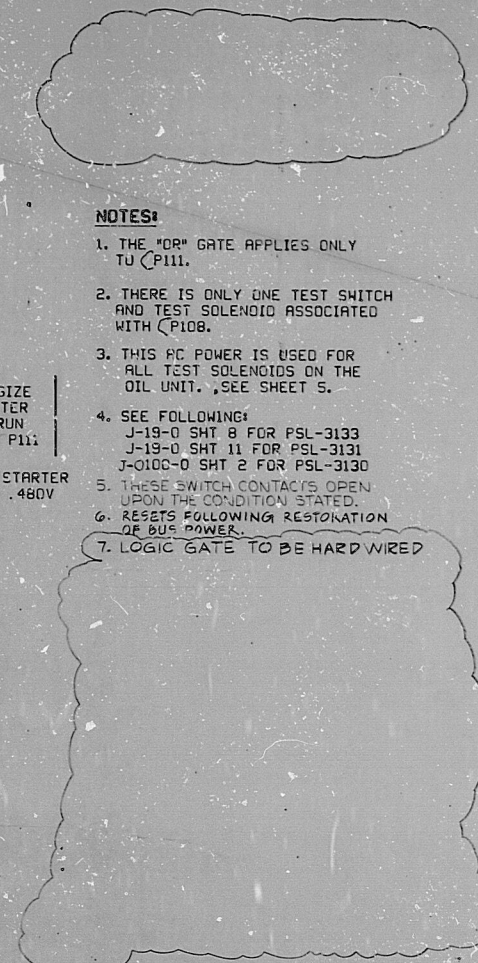
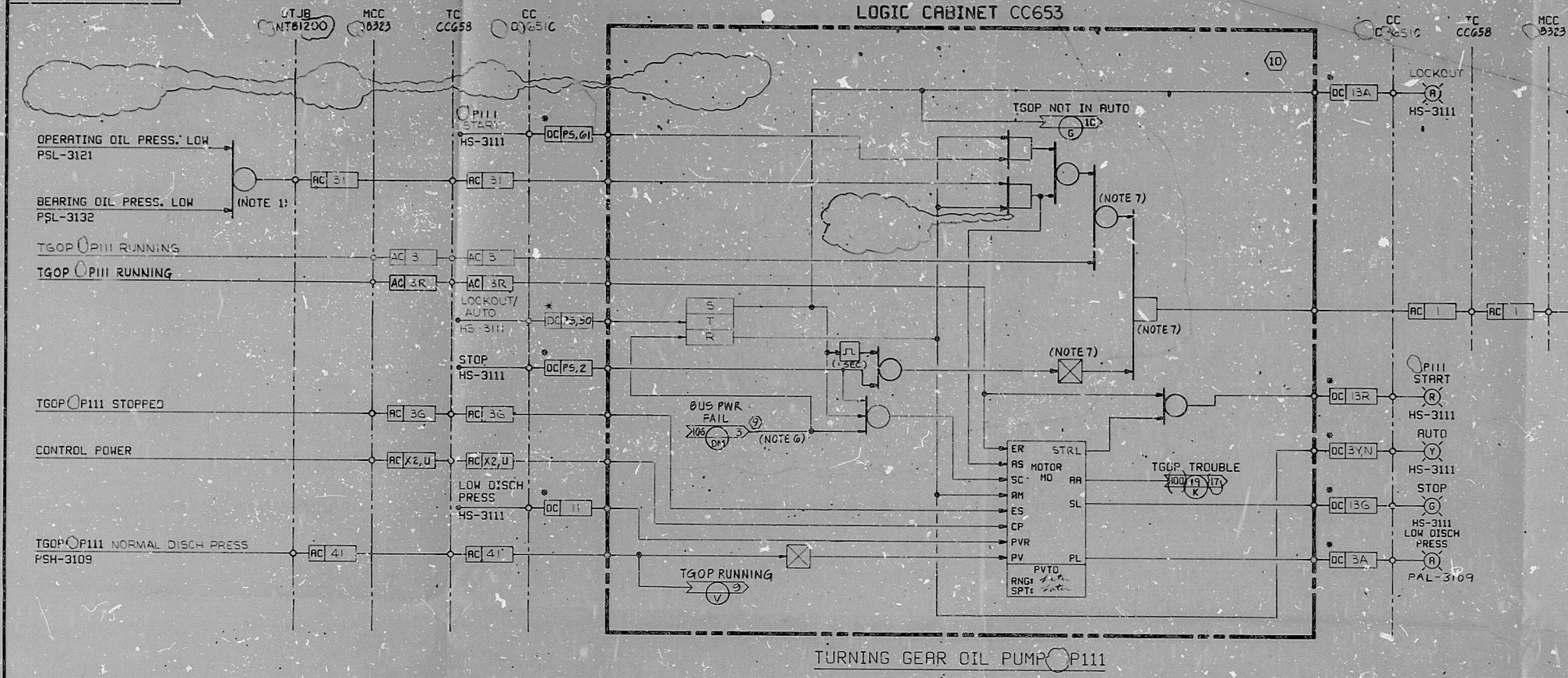

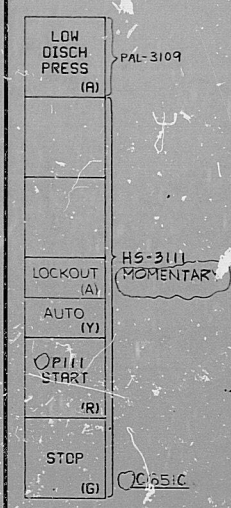


J-19-0 SHT. 4



- NOTES:**
1. THE "DR" GATE APPLIES ONLY TO P111.
 2. THERE IS ONLY ONE TEST SWITCH AND TEST SOLENOID ASSOCIATED WITH P108.
 3. THIS AC POWER IS USED FOR ALL TEST SOLENOIDS ON THE OIL UNIT. SEE SHEET 5.
 4. SEE FOLLOWING:
J-19-0 SHT 8 FOR PSL-3133
J-19-0 SHT 11 FOR PSL-3131
J-0100-0 SHT 2 FOR PSL-3130
 5. THESE SWITCH CONTACTS OPEN UPON THE CONDITION STATED.
 6. RESETS FOLLOWING RESTORATION OF BUS POWER.
 7. LOGIC GATE TO BE HARD WIRED

This drawing and the design it covers are the property of BECHTEL. They are hereby loaned and on the borrower's express agreement that they will not be reproduced, copied, loaned, exhibited, nor used except in the limited way and private use permitted by any written consent given by the lender to the borrower.



CROSS REFERENCE TABLE

PUMP	SERVICE	HAND SWITCH	AUTO START PRESS SW	DISCH PRESS SW	MCC	TC	CC	LC	POWER PANEL	TEST SWITCH	TEST SOLENOID	CIRCUIT NO.	NON CLASS (IE DIESEL GEN BUS)
P111	TURNING GEAR OIL PUMP	HS-3111	PSL-3121 / PSL-3132	PSH-3109	B323	CC658	CC651	CC653	Y658	HS-3121 / HS-3132	SV-3121 / SV-3132	10	B
P108	MOTOR SUCTION PUMP	HS-3116-1	PSL-3116 (NOTE 1)	PSH-3113	B113	CC658	CC651C	CC653	Y658	HS-3116-2	SV-3116 (NOTE 2)	11	N/A

No.	DATE	REVISIONS	BY	CHKD	DESIGN	ENGR	INSTR	APPR
6/1/72		DESIGN FREEZE ISSUE	TP	SEP	SEP	SEP	SEP	SEP
7/1/72		REVISED SILENCE INTERFACE AND AS NOTED	CH	SEP	SEP	SEP	SEP	SEP
9/1/72		REVISED AS NOTED	CH	SEP	SEP	SEP	SEP	SEP
10/1/72		REVISED AS NOTED	CH	SEP	SEP	SEP	SEP	SEP
11/1/72		REVISED AS NOTED	CH	SEP	SEP	SEP	SEP	SEP
12/1/72		ISSUED FOR CONSTRUCTION	CH	SEP	SEP	SEP	SEP	SEP

SCALE NONE

DESIGNED CHS

DRAWN RCG

BECHTEL
SAN FRANCISCO

PUBLIC SERVICE ELECTRIC AND GAS COMPANY
HOPE CREEK GENERATING STATION

LOGIC DIAGRAM
LUBE OIL
TURNING GEAR & MOTOR SUCTION PUMPS

JOB No.	DRAWING No.	REV.
10855	J-19-0 SHT 4	6

11/75 KOH-I-NOOR-750 240

22 X 34 "D" SIZE

RIDS

8307270522

