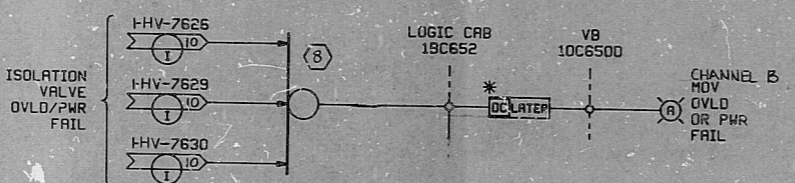
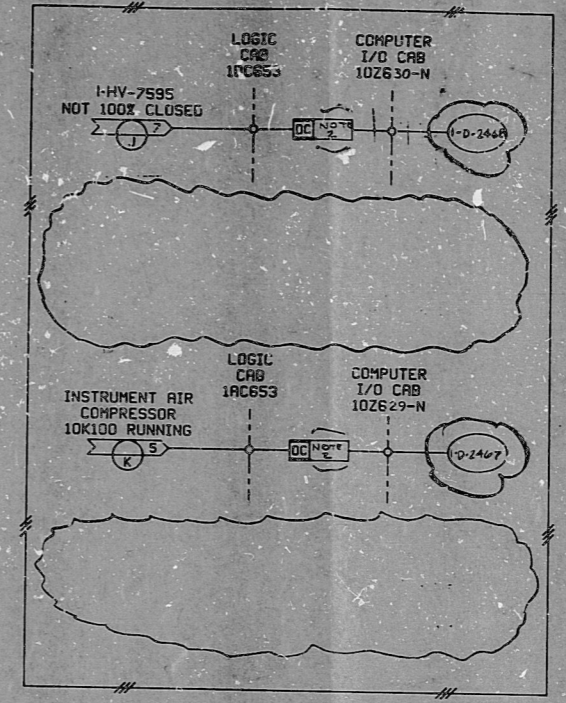
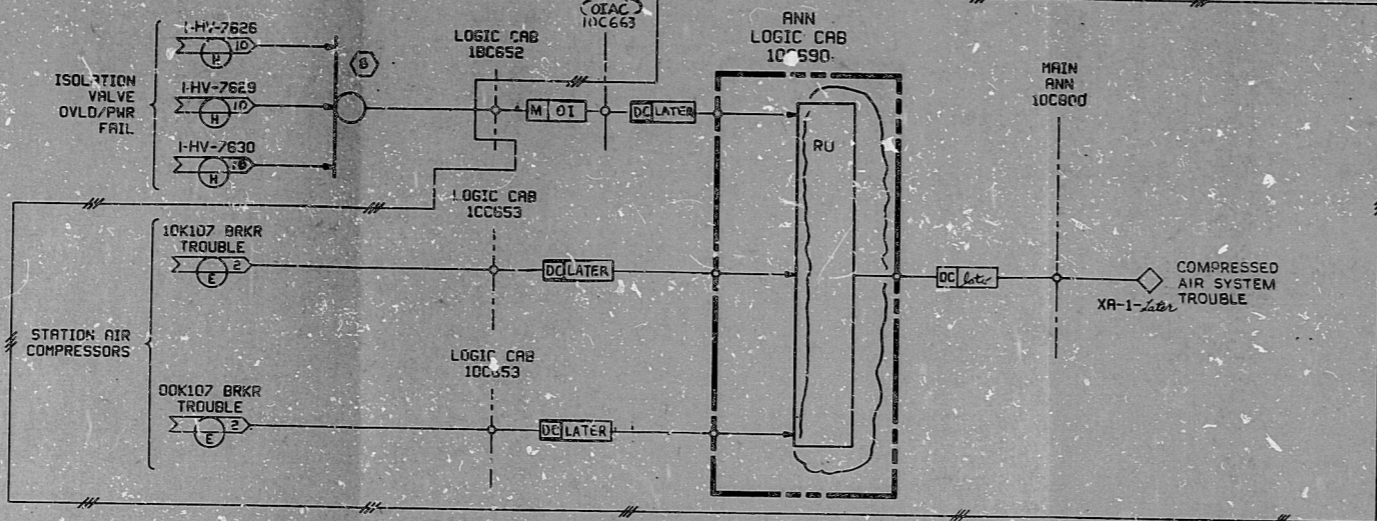
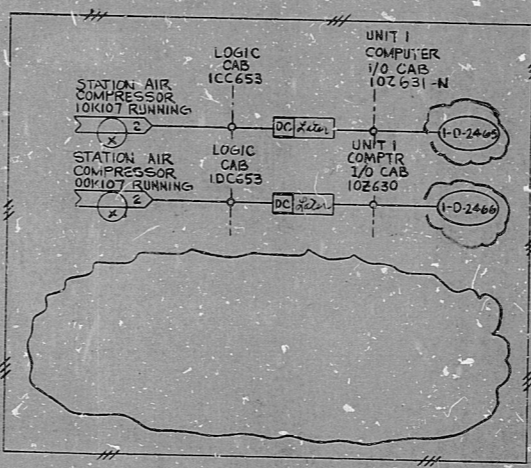


6 IHS 0-ST-H

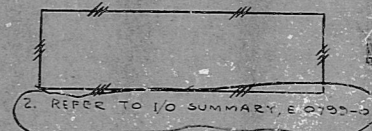
This drawing and the design it covers are the property of BECHTEL. They are hereby loaned to you by the Government's express agreement that they will not be reproduced, copied, exhibited, loaned, or used except in the limited way and purpose as permitted by any written consent given by the borrower.



CHAN B MOV OVLD OR PWR FAIL (R) VB 10C6500
 CHAN B MOV OVLD OR PWR FAIL (R) VB 20C6500



- NOTES:
- ALL EQUIPMENT ON THIS DRAWING IS Q-LISTED EXCEPT THAT IDENTIFIED WITHIN THE FOLLOWING BOUNDARY:



NO.	DATE	REVISIONS	BY	CHECK	DESIGN	APP.	SCALE
1	6/1/62	DESIGN FREEZE					
2	7/9/62	REVISED AS NOTED					
3	7/9/62	REVISED BAILEY INTERFACE AND AS NOTED					
4	7/27/62	REVISED AS NOTED					
5	7/27/62	ISSUED FOR CONSTRUCTION THIS SHEET ADDED					

BECHTEL
 SAN FRANCISCO
 PUBLIC SERVICE ELECTRIC AND GAS COMPANY
 HOPE CREEK GENERATING STATION

LOGIC DIAGRAM
COMPRESSED AIR SYSTEM
 ISLN VALVES, BRKRS & OVLD/PWR FAILURE ALARM

JOB No.	DRAWING No.	REV.
10955	H-15-0 SHT 9	3

S/U - RK, RJ

22"
17"
11"
8.5"
11"
17"
22"

22"
17"
11"
8.5"
11"
17"
22"

RIDS

8307270504

