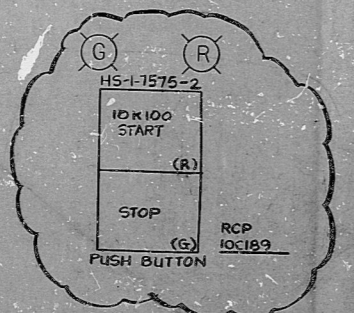
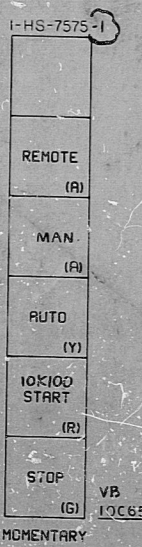
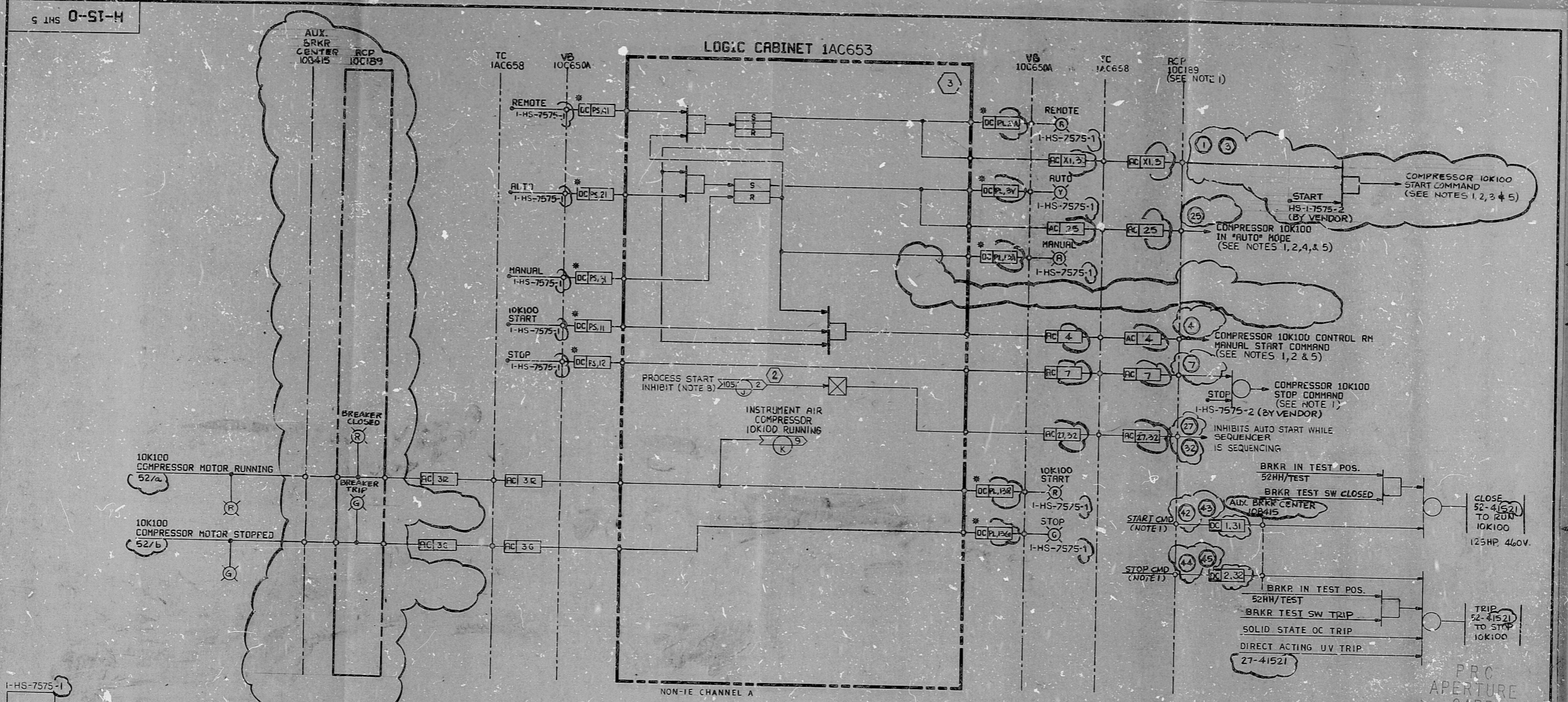


5 IHS 0-15-0



RECIPROCATING EMERGENCY INSTRUMENT AIR COMPRESSORS

- NOTES:
1. FOR INTERNAL CIRCUIT & COMPLETE BECHTEL VENDOR INTERFACES SEE VENDOR PRINT 10855-M49-48.
  2. NON-IE POWER FOR THIS COMPRESSOR IS SUPPLIED TO THE AUX. BREAKER CENTER CIRCUIT BREAKER BY A CIRCUIT BREAKER ENERGIZED FROM EMERGENCY DIESEL BACKED CHANNEL A BUS. POWER WILL BE DISCONNECTED DURING LOCA CONDITIONS.
  3. REMOTE PANEL COMPRESSOR START IS APPLICABLE WHEN IN REMOTE MODE ONLY.
  4. AUTO MODE IS APPLICABLE ONLY FROM THE CONTROL ROOM.
  5. ALL VENDOR RECOMMENDED COMPRESSOR PERMISSIVE INTERLOCKS MUST BE SATISFIED REGARDLESS OF CONTROL MODE OR CONTROL STATION.
  6. DELETED
  7. ALL EQUIP SHOWN ON THIS SHEET IS NON-Q LISTED.
  8. RESET FOLLOWING COMPLETION OF SEQUENCING.
  9. DENOTES TERMINAL NUMBER ON VENDOR PANEL.

NO.	DATE	REVISIONS	BY	CHKD	DESIGN	ELDR	PROJ	APPV
1	1/17/74	DESIGN FREEZE	SBB	RCG				
2	1/17/74	REVISED AS NOTED						
3	1/27/74	REVISED PER DCN INC.1						
4	1/27/74	REVISED AS NOTED						
5	1/27/74	CONTENT WAS ON SHT. 3						
6	1/27/74	ISSUED FOR CONSTRUCTION						

SCALE NONE

DESIGNED SBB

DRAWN RCG

**BECHTEL**  
SAN FRANCISCO

PUBLIC SERVICE ELECTRIC AND GAS COMPANY  
HOPE CREEK GENERATING STATION

LOGIC DIAGRAM  
COMPRESSED AIR SYSTEM

RECIPROCATING EMERG. INSTRUMENT AIR COMPRESSORS

JOB No.	DRAWING No.	R.V.
10855	H-15-0	SHT 5

S/U - KB

This drawing and the design it covers are the property of BECHTEL. They may not be loaned, copied, or otherwise used without the written consent of BECHTEL. This drawing is to be used only for the project and site for which it was prepared. It is not to be used for any other project or site without the written consent of BECHTEL.

RIDS

8307270499

