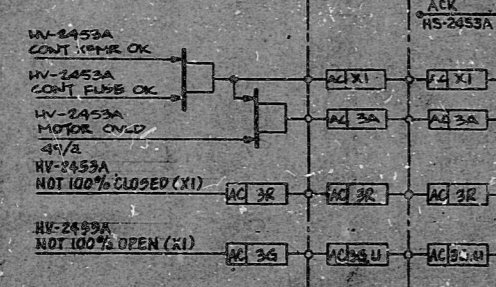
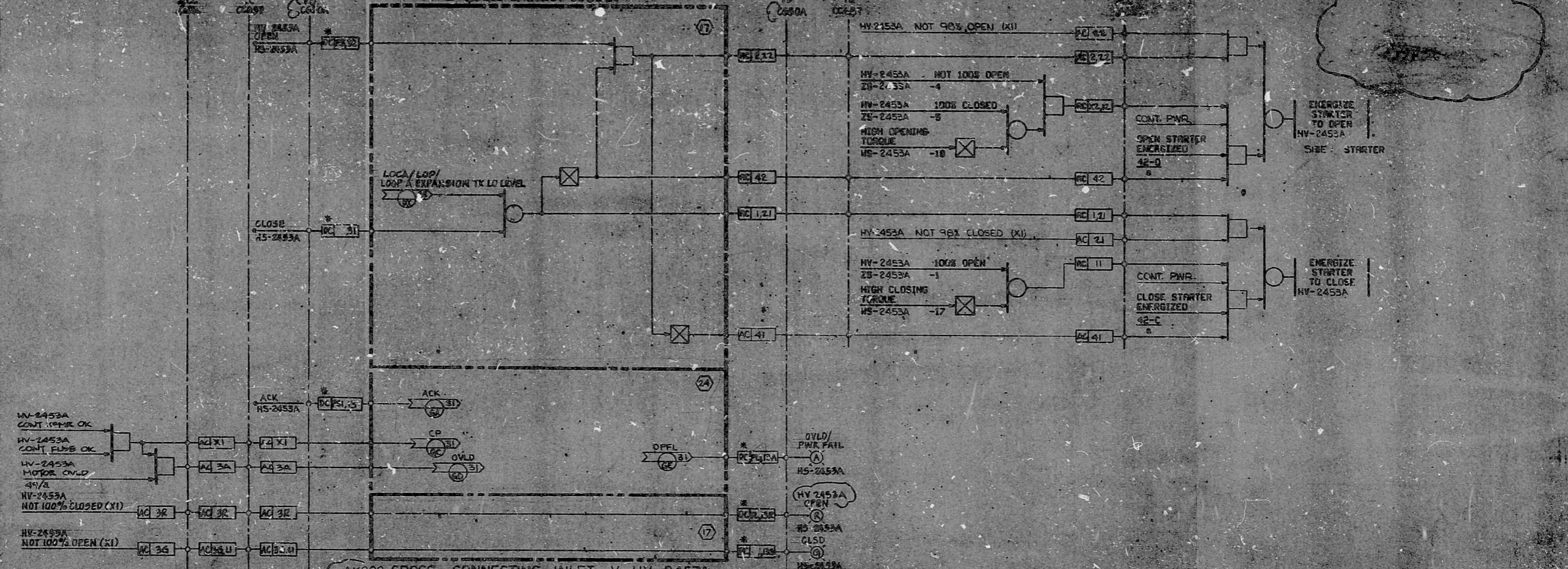


J-11-0 SHT. 24

LOGIC CABINET CCG52

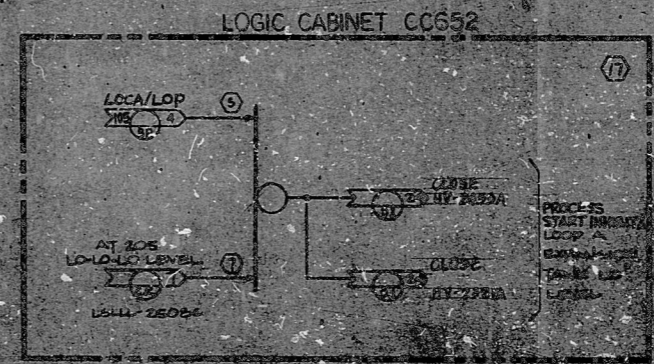


AK202 CROSS CONNECTING INLET V HV-2453A CLASS 16 CHANNEL C

CROSS REFERENCE TABLE

INLET CABLE CROSS	SERVICE	VALVE NO.	MANUAL SW.	POSITION SW.	TORQUE SW.	NO.	LOGIC CAB.	TC	MCC	CR. NO.	CLASS. NO.	LOGIC/LOP/EXPAN. SW.
AK 202	CROSSING	HV-2453A	HV-2453A	HS-2453A	HS-2453A	CC650A	CC652	CC657	LATER	17	C	LOC/LOP/EXPAN. SW.
AK 202	CROSSING	HV-2321A	HV-2321A	HS-2321A	HS-2321A	CC650A	CC652	CC657	LATER	17	C	LOC/LOP/EXPAN. SW.
AK 202	CROSSING	HV-2453B	HV-2453B	HS-2453B	HS-2453B	CC650A	CC652	CC657	LATER	18	D	LOC/LOP/EXPAN. SW.
AK 202	CROSSING	HV-2321B	HV-2321B	HS-2321B	HS-2321B	CC650A	CC652	CC657	LATER	18	D	LOC/LOP/EXPAN. SW.


INLET CABLE CROSS	VALVE NO.	MANUAL SW.	POSITION SW.	TORQUE SW.	NO.	LOGIC CAB.	TC	MCC	CR. NO.	CLASS. NO.	LOGIC/LOP/EXPAN. SW.
AK 202	HV-2453A	HV-2453A	HS-2453A	HS-2453A	CC650A	CC652	CC657	LATER	17	C	LOC/LOP/EXPAN. SW.
AK 202	HV-2453B	HV-2453B	HS-2453B	HS-2453B	CC650A	CC652	CC657	LATER	18	D	LOC/LOP/EXPAN. SW.



AK202 CROSS CONNECTING V's HV-2453A & HV-2321A CLASS 16 CHANNEL C

PRO APERTURE CARD

NO.	REVISION	DATE	BY	CHKD BY	DESCRIPTION
1					DESIGN FREEZE ISSUE
2					REVISED MOUNTING POINTS
3					REVISED AS NOTED
4					REVISED PER CONSTRUCTION



22"  
17"  
11"  
8.5"  
8.5"  
11"  
17"  
22"

22"  
17"  
11"  
8.5"  
8.5"  
11"  
17"  
22"

RIDS

8307270397

