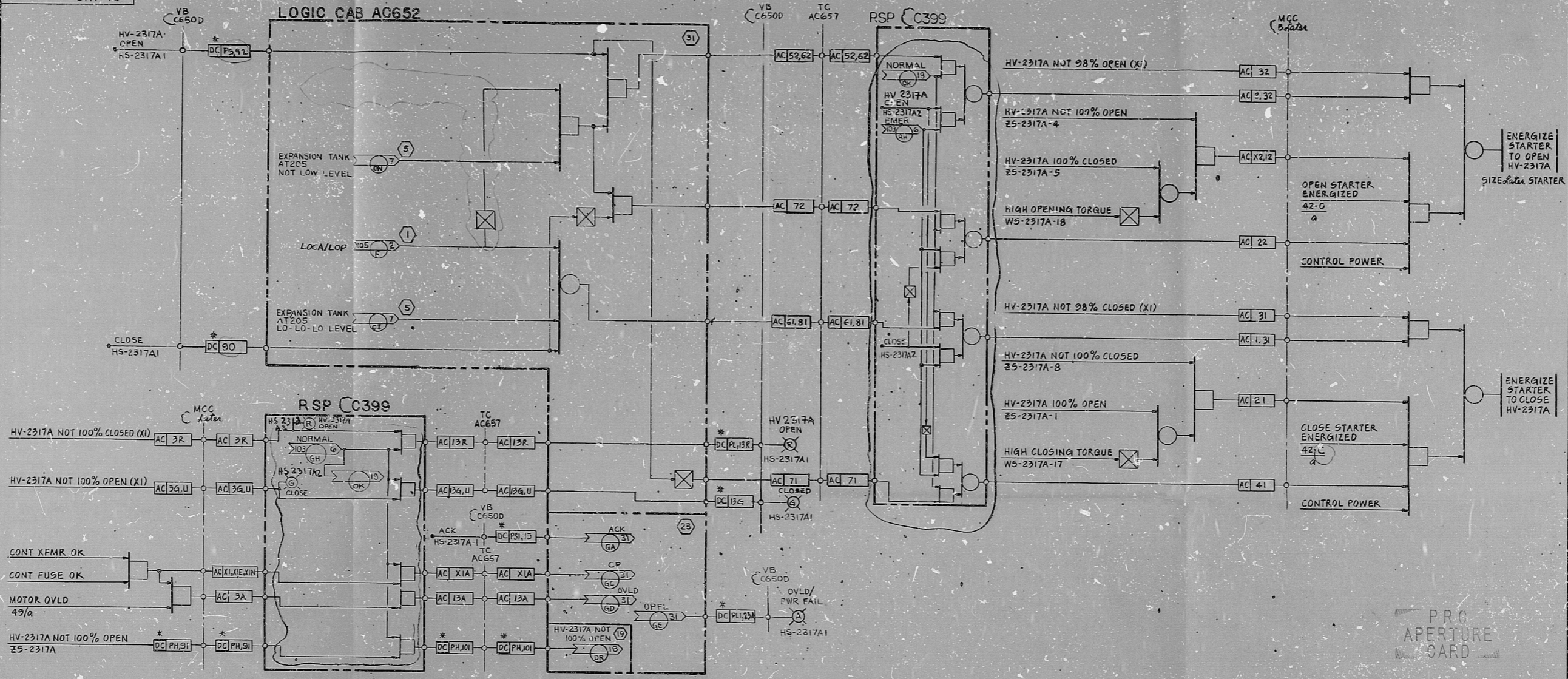
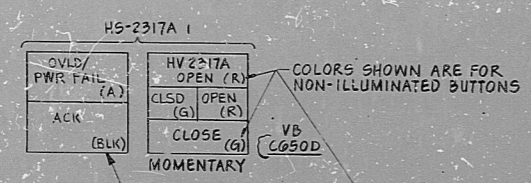
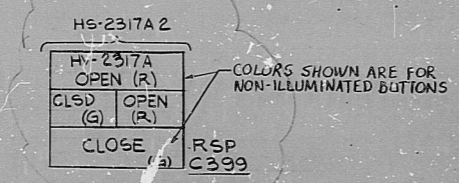


J-11-0 SHT 19



HEAT EXCHANGER AE202 CROSS CONNECTING VLV HV-2317A
CLASS IE CHANNEL A



CROSS REFERENCE TABLE

HEAT EXCHANGER	SERVICE	VALVE NO	HAND SW		VB	LC	TC	RSP TRANSFER J103/ARROW/SHT NORMAL EMER.	CLASS IE CHANNEL	LOCA/ LOP	EXPANSION TANK LEVEL	CKT NO	MCC
			CONT RM	RSP									
AE202	CROSS CONNECTING VALVE	HV-2317A	HS-7922A1	HS-7922A2	C650D	AC652	AC657	J103/GH/G	J103/RH/G	A	J105-0-SHT 2 CMT 1, ARROW F	31	later
		HV-7922A	HS-7922A1	HS-7922A2	C650D	AC652	AC657	J103/GH/G	J103/RH/G	-A	J105-0-SHT 2 CMT 1, ARROW F	31	
BE202		HV-2317B	HS-7922B1	HS-7922B2	C650D	BC652	BC657	J103/KF/G	J103/LF/G	B	J105-0-SHT 3 CMT 3, ARROW H	32	
		HV-7922B	HS-7922B1	HS-7922B2	C650D	BC652	BC657	J103/KF/G	J103/LF/G	B	J105-0-SHT 3 CMT 3, ARROW H	32	

DESIGN FREEZE ISSUE	JF	DP	DD	AD	AK
REVISED BAILEY INTERFACE					
INCORPORATED DGN #1					
REVISED AND REDRAWN					
ISSUED FOR CONSTRUCTION					
NO.	DATE	REVISIONS	BY	CHKD	DESIGN SUPP
SCALE	NONE	DESIGNED	JUL	DRAWN	W/L

BECHTEL
SAN FRANCISCO

PUBLIC SERVICE ELECTRIC AND GAS COMPANY
HOPE CREEK GENERATING STATION

LOGIC DIAGRAM
SAFETY AUXILIARIES COOLING
FUEL POOL HX CROSS CONNECTING VALVES

JOB No.	DRAWING No.	REV.
10855	J-11-0 SHT 19	4 Q

S/U-EG

This drawing and the design it covers are the property of BECHTEL. They are hereby loaned and on the borrower's express agreement that they will not be reproduced, copied, loaned, distributed, nor used except in the limited way and private use permitted by any written consent given by the lender to the borrower.

RIDS

8307270388

