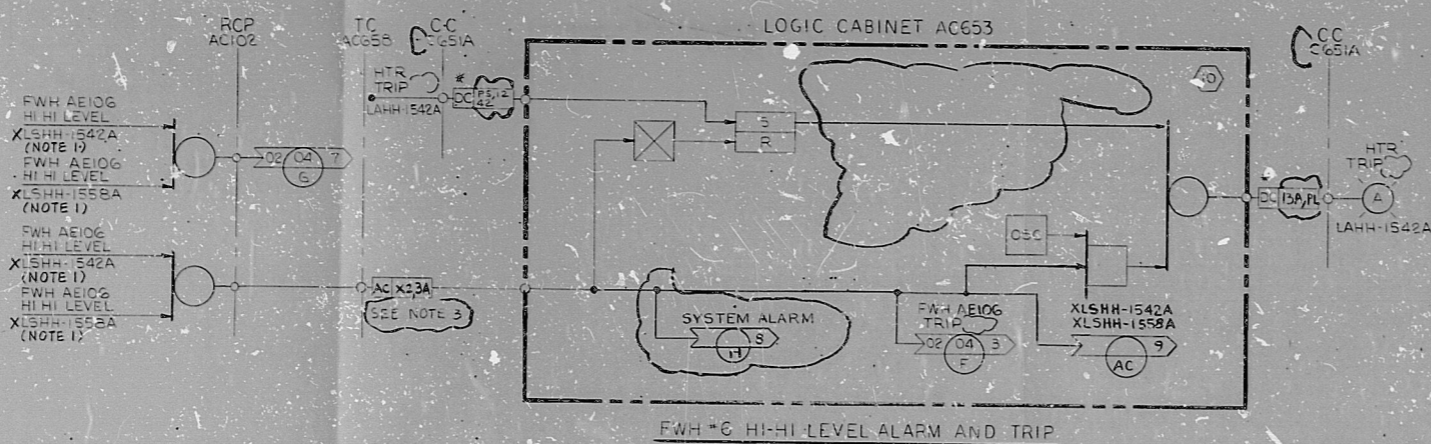


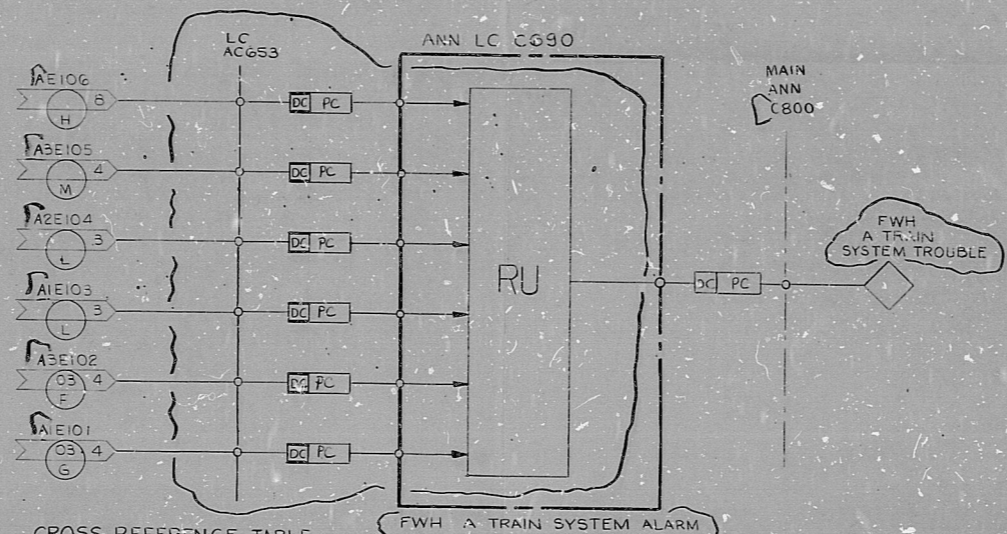
J-04-0 SHT. 9



FWH #6 HI-HI LEVEL ALARM AND TRIP

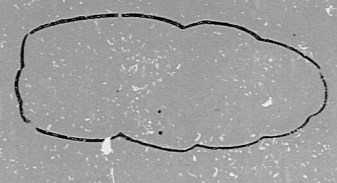
CROSS REFERENCE TABLE

FWH	LEVEL SWITCH	ALARM NO.	CIRCUIT NO. (NOTE 2)	LOGIC CAB.	TC	RCP
AE106	XLSHH-1542A XLSHH-1558A	LAHH-1542A	10	AC653	AC653	AC102
BE106	XLSHH-1542B XLSHH-1558B	LAHH-1542B	11	BC653	BC653	BC102
CE106	XLSHH-1542C XLSHH-1558C	LAHH-1542C	12	CC653	CC653	CC102



CROSS REFERENCE TABLE

ALARM INPUT	DESCRIPTION	LC
AE106 A3E105 A2E104 A1E103 A3E102 A1E101	FWH A TRAIN SYSTEM TROUBLE	AC653
BE106 B3E105 B2E104 A1E103 A3E102 B1E101	FWH B TRAIN SYSTEM TROUBLE	BC653
CE106 C3E105 C2E104 A1E103 A3E102 C1E101	FWH C TRAIN SYSTEM TROUBLE	CC653



- NOTES:
- CONTACTS OPEN UPON THE CONDITION STATED.
 - CIRCUIT NUMBERS SHOWN APPLY TO AND ORIGINATE ON J-02-0 SHT 3.
 - AC POWER SOURCE DERIVED BY JUMPER IN TC FROM ASSOCIATED MOV CONTROL CIRCUIT (SEE J-02, SHT 3).
 - DELETED

PRO APERTURE CARD

NO.	DATE	REVISIONS	BY	CHKD	DESIGN	ENGR	APPV
1	4/1/72	DESIGN FREEZE ISSUE	DP	RS	MS	RM	CAF
2	7/24/72	REVISED BAILEY INTERFACE AS NOTED	AK	CL	CL	CL	CAF
3	7/11/72	REVISED AS NOTED	RS	CL	CL	CL	CAF
4	7/17/72	REVISED AS NOTED	RS	CL	CL	CL	CAF
5	7/24/72	REVISED AS NOTED	RS	CL	CL	CL	CAF
6	7/24/72	ISSUED FOR CONSTRUCTION	RS	CL	CL	CL	CAF


BECHTEL
SAN FRANCISCO

PUBLIC SERVICE ELECTRIC AND GAS COMPANY
HOPE CREEK GENERATING STATION

LOGIC DIAGRAM
VENTS & DRAINS HEATERS 345 & G
FWH #6 HI-HI LEVEL TRIP & SYSTEM TROUBLE ALARM

JOB No.	DRAWING No.	REV.
10855	J-04-0 SHT. 9	5

This drawing and the design it covers are the property of BECHTEL. They are hereby loaned and on no borrower's express agreement that they will not be reproduced, copied, loaned, exhibited, or used except in the limited way and private use permitted by the lender to the borrower.



11776 W04-INDOR-200-700

SU-AF

22 X 34 "D" SIZE

RIDS

8307270339

