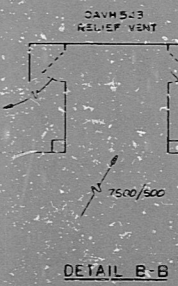
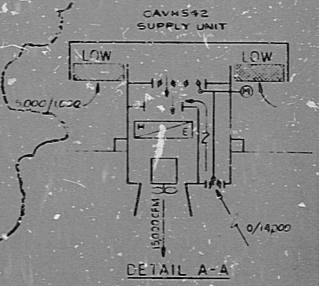
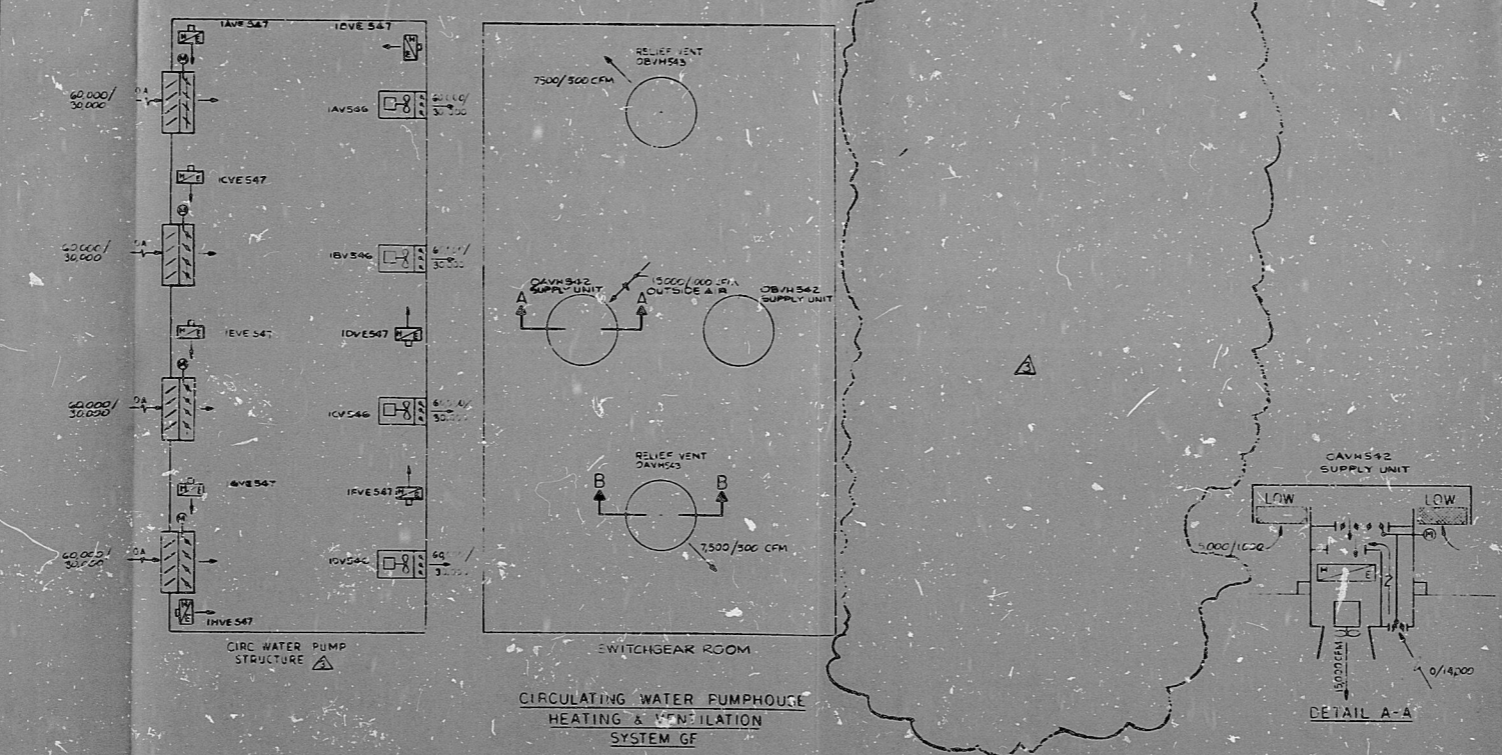


SYSTEM GF	
REF. NO.	REFERENCE DRAWING
1	MISC. STRUCTURES & YARD BUILDINGS CONTROL DIAGRAM M-95-0
2	YARD BLDG. LAYOUT DIAG. M-95-0
3	SERVICE WATER MAINS STRUCT. & MISC. YARD BLDGS. M-81-0-1

NOTES:
 1. SYSTEM GF IS NOT LISTED.
 2. THIS P.I.D. CONTAINS PORTIONS OF SYSTEM GF OF MISCELLANEOUS BUILDINGS, YARD

AUXILIARY BOILER, DOMESTIC WATER PRE-TREATMENT & YARD ELECTRICAL SUB-STATION BUILDING HEATING & VENTILATION SYSTEM GF



PRO APERTURE CARD

NO.	DATE	BY	CHKD.	REVISION
1				UNIT 2 COLLECTION UNIT
2				ISSUED FOR CONSTRUCTION
3				DESIGN FOR ISSUE
4				ISSUED FOR CONSTRUCTION
5				DESIGN FOR ISSUE
6				ISSUED FOR CONSTRUCTION

DESHTEL
 SAN FRANCISCO
 PUBLIC SERVICE ELECTRIC AND GAS COMPANY
 HOPE CREEK GENERATING STATION
 P & I D
 MISC. STRUCTURES AND YARD BUILDINGS
 AIR FLOW DIAGRAM
 NO. 10855 M-81-0-1 3

RIDG

8307270119

