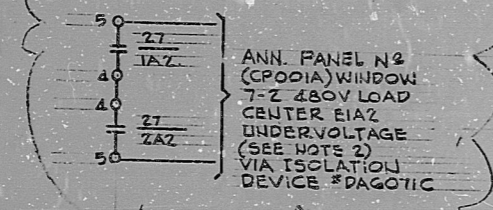
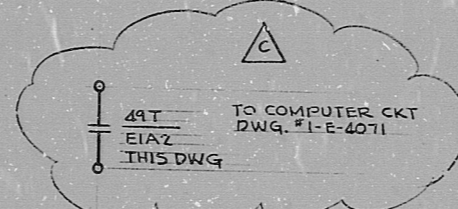
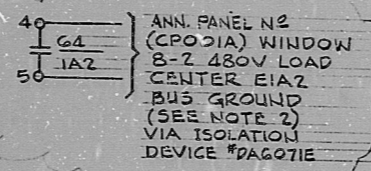
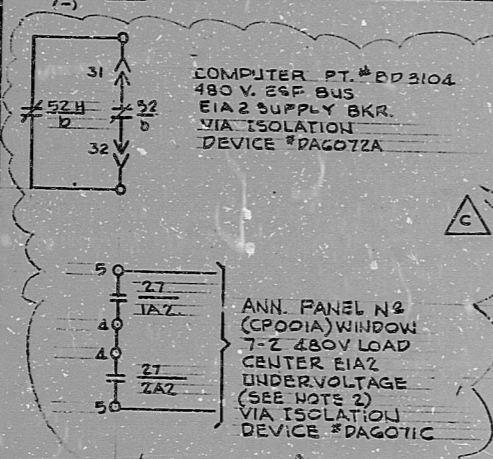





INFORMATION
THIS DOCUMENT IS
SUBJECT TO REVISION
WITHOUT NOTIFICATION
TO THE USER OF THIS
COPY



CS-LC

CONTACTS (HANDLE END)	POSITION			USE
	PULL	TRIP	OFF	
1 C — 2				X CONT.
3 T — 4	X	X		CONT.

X DENOTES CONTACT CLOSED
WESTINGHOUSE TYPE W
SPRING RETURN TO OFF



LEGEND

- 27 UNDERVOLTAGE RELAY
- G4 GROUND DETECTION RELAY
- 49T PWR. TRANSP. OVERTEMP. DEVICE. REF DWG.'S
- O-E-0105 : ELECT. WIRING STD'S & SYMBOLS
- I-E-6072 : CONTROL WIRING DIAGRAM 480V ESF LCEIA SUPPLY BKR EIAZ
- 9178D60 : @ ELEM. DIAG. B & R FILE # EIG1X009.WU
- 9178D61 : @ INTERNALS & MISC. B & R FILE # EIG1X010.WU

NOTE

- THE RED (BKR POSITION) INDICATING LIGHT AT THE LC SHALL MONITOR THE TRIP COIL
- FOR ANNUNCIATOR WIRING SEE DWG'S I-E-6071, SH.2 & I-E-6071, SH.3

LOCATED AT 480V ESF LOADCENTER
EIA COMPT. 2A
ELECT. EQUIP. NO. 3E161ESG0EIA

TERA
APERTURE
CARD

NUCLEAR SAFETY RELATED
CLASS 1E

DATE	DESCRIPTION	BY	CHK	ENG	PROJ. MGR.	DESIGN	DATE	DESCRIPTION	BY	CHK	ENG	PROJ. MGR.	DESIGN	DATE
1/14/81	REVISED AS PER ENG. COMMENTS & ISSUED FOR USE	PM					1/14/81							
1/14/81	REVISED AS PER VENDOR DATA ISSUED FOR USE	HH	VI				1/14/81							
1/14/81	ISSUED FOR REVIEW	TV	THS				05							

PL PKG: 071 SUFF: 10.4 ACT: 581

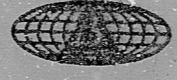
Brown & Root Inc.
ENGINEERS CONSTRUCTORS
HOUSTON, TEXAS

SOUTH TEXAS PROJECT

DRAWING TITLE: ELECTRICAL
ELEMENTARY DIAGRAM
480V.ESF.LOADCENTEREIA
SUPPLY BKR. EIAZ


CONTRACT NO. SCALE: CR-0241 NONE
DRAWING NO. 4-E-16
I-E-4072-C

INFORMATION [] PRELIMINARY [] REVIEW [] USE [] CONSTRUCTION



BROWN & ROOT INC.
MICROFILM SERVICES

MONDAY, FEB. 3, 1981



MICROFILMED #19797

RIDS

8112180302

