

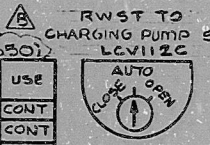
INFORMATION
THIS DOCUMENT IS
SUBJECT TO REVISION
WITHOUT NOTIFICATION
TO THE USER OF THIS
COPY

TO ANN CP004
RWST TO CHG PUMP
VLV. OVERLOAD
4-6

VCT OUTLET
ISOL. VLV.
LCV 112C
(1-E-4557C)

BLOCK	CONTACT	POSITION			USE
		CLOSE	AUTO	OPEN	
A	NC(1)		X	X	CONT
	NO(2)	X			CONT
D	NC(3)	X	X		SP
	NO(4)			X	CONT

SPRING RETURN TO AUTO
X-DENOTES CONTACT CLOSED
S.E. LAT # LR2940U5203E



CONTACT	VALVE POSITION		USE
	CLOSE	OPEN	
1			THIS DWG
2			SPARE
3			THIS DWG
4			THIS DWG
5			THIS DWG
6			SPARE
7			THIS DWG
8			SPARE
9			THIS DWG
10			SPARE
11			SPARE
12			SPARE
13			SPARE
14			SPARE
15			SPARE
16			SPARE
17			OPENS ON MECH. OVERLOAD ON CLOSING THIS DWG
18			OPENS ON MECH. OVERLOAD ON OPENING THIS DWG

- REFERENCE DRAWINGS
- 0-E-0105 - ELECT WIRING STANDARDS & SYMBOLS
 - 1-Z-3662-SH-B - R.W.S.T. TO CHARGING PUMP VLV. LOGIC DIAGRAM
 - 1-E-4557 - CONTROL WIRING DIAGRAM R.W.S.T. TO CHARGING PUMP VLV. LCV 112C
 - 271C333 - REFUELING WATER STORAGE TANK TO CHARGING PUMP VALVE

NOTES

- 1-K942 CONTACT CLOSING ON VOLUME CONTROL TANK LOW-LOW LEVEL
- 2-K854 CONTACT CLOSING ON SAFETY INJECTION SIGNAL

LEGEND

- IRR-06 - SOLID STATE PROTECTION ACTUATION CABINET TRAIN 'C'
- 480V MCC EIC2 COMPT (E) MECH EQUIP N# 2R17C112C

TERA APERTURE CARD


NUCLEAR SAFETY RELATED CLASS 1E

PKG:034 SUFF:102 ACT:581
DRAWING TITLE: ELECTRICAL
ELEMENTARY DIAGRAM
R.W.S.T. TO CHARGING PUMP VALVE LCV 112C
CONTRACT NO: SCALE: CR-0241 NONE
DRAWING NO: 4-R-17
1-E-4557-B

DATE	DESCRIPTION	BY	CHK	ENG	MECH	REV	DATE	DESCRIPTION	BY	CHK	ENG	MECH

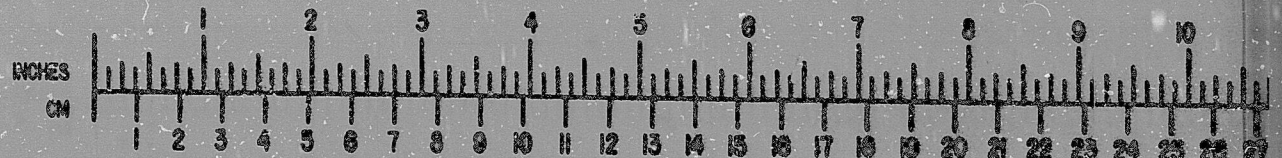
Brown & Root Inc.
ENGINEERS CONSTRUCTORS
HOUSTON, TEXAS

SOUTH TEXAS PROJECT



BROWN & ROOT INC.
MICROFILM SERVICES

WEDNESDAY, AUG. 29, 1979



17

17

RIDS

812180238

