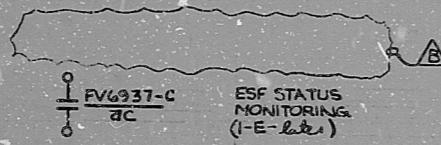


INFORMATION  
THIS DOCUMENT IS  
SUBJECT TO REVISION  
WITHOUT NOTIFICATION  
TO THE USER OF THIS  
COPY



- REFERENCE DRAWINGS
- 0-E-0105 - ELECTRICAL WIRING STANDARDS & SYMBOLS
  - 1-E-3204 - ECW BLOWDOWN ISOLATION VALVE LOGIC DIAGRAM
  - 1-E-6944 - ECW BLOWDOWN ISOLATION VALVE CONTROL WIRING DIAGRAM

LEGEND

- - TERMINATION CABINET

IRR-006 - SOLID STATE PROTECTION TRAIN "C"  
20V FV6937 - ECW BLOWDOWN ISOLATION SOLENOID VLV


NOTES

- CONTACT CLOSURES ON SAFETY INJECTION SIGNAL

CS-MB 3553

BLOCK	CONTACT	POSITION		USE
		CLOSE	OPEN	
A	NC (1)	X		SP
	NO (2)		X	CONT
B	NC (3)	X		SP
	NO (4)		X	SP

MAINTAINED CONTACT  
X-DENOTES CONTACT CLOSED  
GE CAT # CR2940UE203A



FV6937-O


CONTACT	VALVE POSITION	USE
BO		SP
BO		GRN. LT.
BO		SP
BO		SP

0% 100%

LCS-16944

BLOCK	CONTACT	POSITION		USE
		CLOSE	NORM	
A	NC (1)	X		SP
	NO (2)		X	CONT
B	NC (3)	X		SP
	NO (4)		X	SP

MAINTAINED CONTACT  
X-DENOTES CONTACT CLOSED  
GE CAT # CR2940UB203A



FV6937-C

CONTACT	VALVE POSITION	USE
BO		SP
BO		RED LT.
BO		CONT
BO		SP

0% 100%

TERA  
APERTURE  
CARD

NUCLEAR SAFETY RELATED  
CLASS IE

PKG: 004	SUFF: 052	ACT: 581
DRAWING TITLE ELECTRICAL	CONTRACT NO SCALE CR-0241	
ELEMENTARY DIAGRAM	DRAWING NO 4-R-28	
ECW BLOWDOWN ISOLATION VALVE FV-6937	1-E-4944-B	

POOR ORIGINAL

NO	DATE	DESCRIPTION	BY	CHK	PROJ	PROJ	DES	DES	DATE	DESCRIPTION	BY	CHK	PROJ	PROJ	DES	DES	DATE
B		ISSUED FOR USE	AM	TT													
A		ISSUED FOR REVIEW & COMMENT	RW	TT													

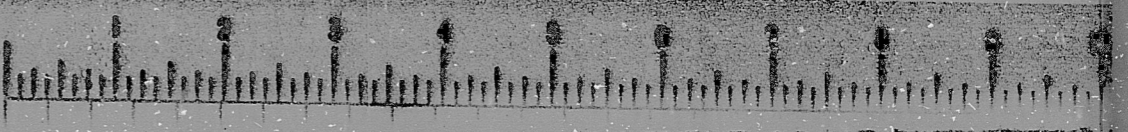
Brown & Root Inc.  
ENGINEERS-CONSTRUCTORS  
HOUSTON, TEXAS

SOUTH TEXAS  
PROJECT

INFORMATION PRELIMINARY REVIEW USE CONSTRUCTION

BROWN & ROOT INC.  
MICROFILM SERVICES

NOTES



17"

RIDS

81/2100564

