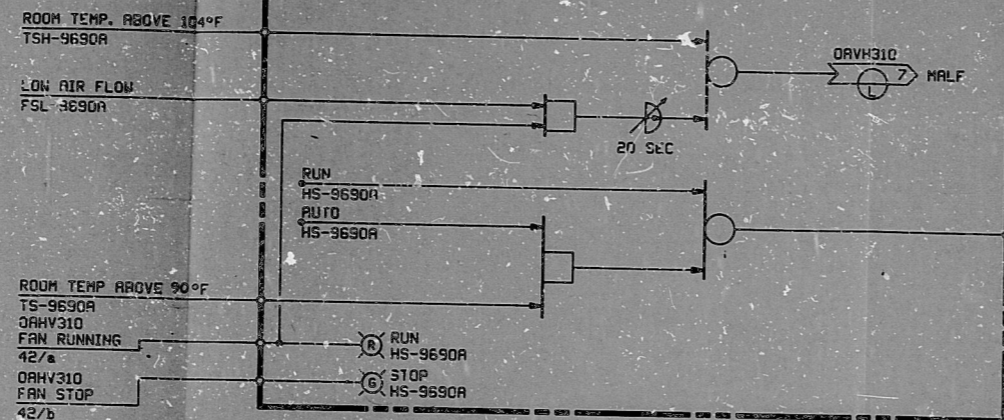


H-92-0 SHT 5

REMOTE CONTROL PANEL OC383




CABLE TRAY AREA UNIT COOLER OAVH310

CROSS-REFERENCE TABLE

COOLER NO.	HS- TSH- FSL	FAN HP
OAVH310	-9690A	3
OBVH310	-9690B	3
OCVH310	-9690C	3
ODVH310	-9690D	3
OAVH311	-9691A	2
OBVH311	-9691B	2



TS-9686A W/HS

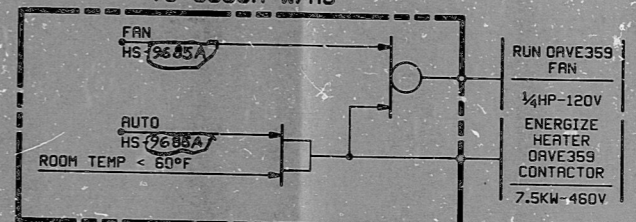


HOT WTR UNIT HEATER OAVE358

CROSS-REFERENCE TABLE

HOT WATER UNIT HEATER	TS-W/HS
OAVE358	-9686A
OBVE358	-9686B
OCVE358	-9686C
ODVE358	-9686D
OAVE359	-9686E
OBVE359	-9686F
ODVE359	-9686G


TS-9685A W/HS



ELECTRIC UNIT HEATER OAVE359

CROSS-REFERENCE TABLE

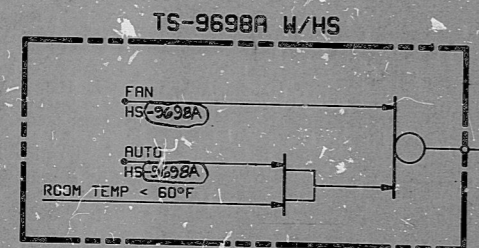
ELECTRIC UNIT HEATER	TS-W/HS	HTR POWER
OAVE359	-9685A	7.5KW
OBVE359	-9685B	7.5KW



ROOM RECIRC. UNIT OAVH302

CROSS-REFERENCE TABLE

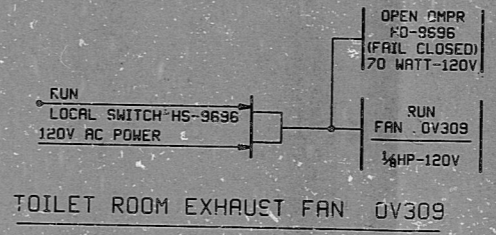
RECIRC. UNIT NO.	HS	HP	HEATING COIL KW
OAVH302	-9693	3	11.0
OAVH303	-9694	1 1/2	8.1
OAVH312	-9692	5	20.0




STEAM UNIT HEATER OAVE381

CROSS-REFERENCE TABLE

STEAM UNIT HEATER	TS-W/HS
OAVE381	-9698A
OBVE381	-9698B
OCVE381	-9698C
ODVE381	-9698D
OAVE382	-9698E



TOILET ROOM EXHAUST FAN OV309



UNRESTRICTED SHOP EXHAUST FAN OV312



S/U-GH

PRO APERTURE GARD

NO.	DATE	BY	CHKD	DESIGN	APPV	REVISION
1/24/65						REVISED AS NOTED
1/26/65						DESIGN RELEASE ISSUE
1/28/65						REVISED AS NOTED
1/29/65						REVISED AS NOTED
1/30/65						REVISED AS NOTED
1/31/65						REARRANG AND REVISED AS NOTED
2/1/65						REVISED AS NOTED
2/2/65						ISSUED FOR CONSTRUCTION

BECHTEL
SAN FRANCISCO

PUBLIC SERVICE ELECTRIC AND GAS COMPANY
HOPE CREEK GENERATING STATION

LOGIC DIAGRAM
AUXILIARY BLDG RADWASTE AREA

UNIT HTR., UNIT COOLERS, RM. RECIRC. UNITS & TOILET EXHA. FAN

JOB No.	DRAWING No.	REV.
10855	H-92-0 SHT 5	7

This drawing and the design it covers are the property of BECHTEL. They are hereby loaned and on the borrower's express agreement that they will not be reproduced, copied, leased, exhibited, nor used except in the limited way and for the purpose intended by the borrower.

RIDS

8307250549

