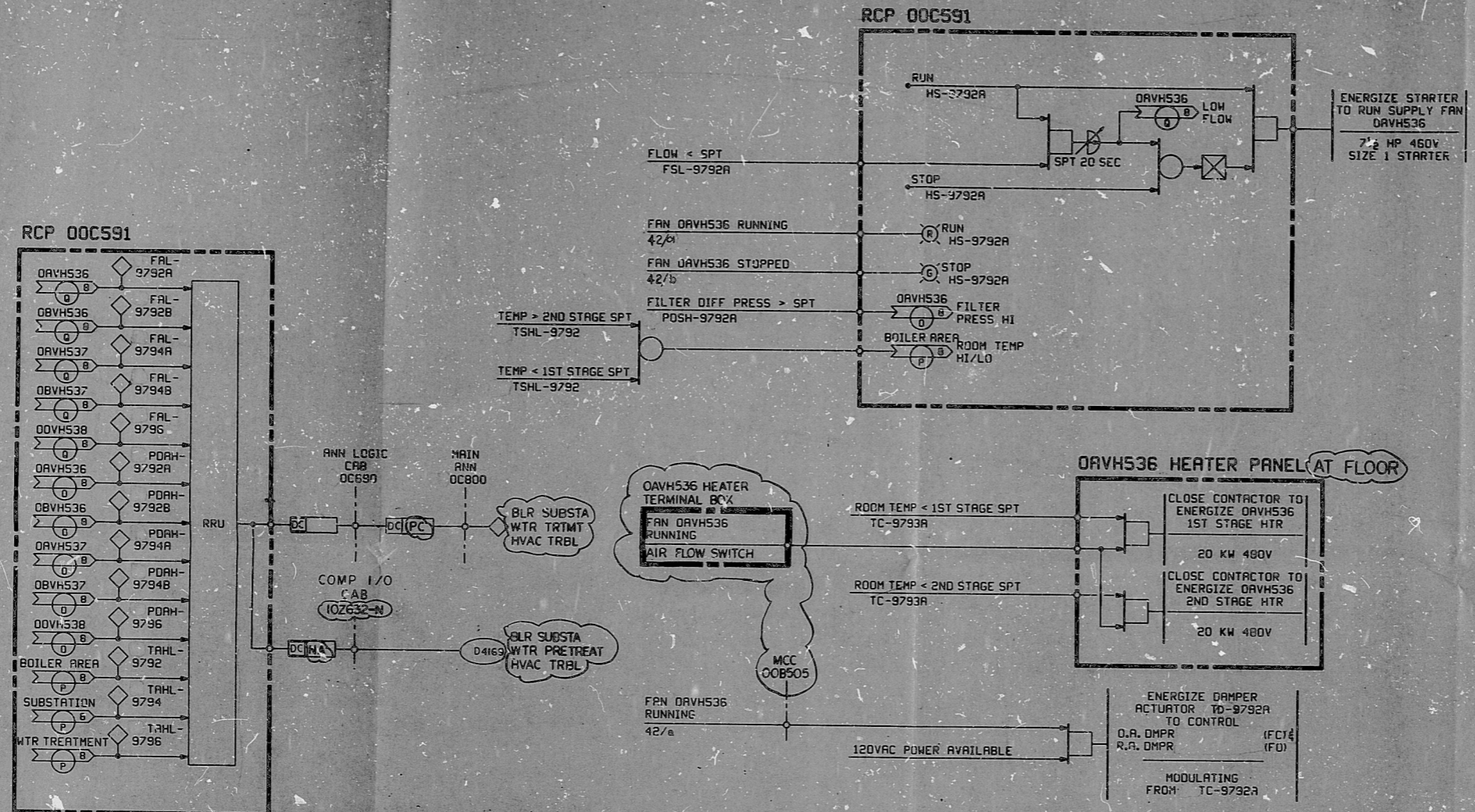
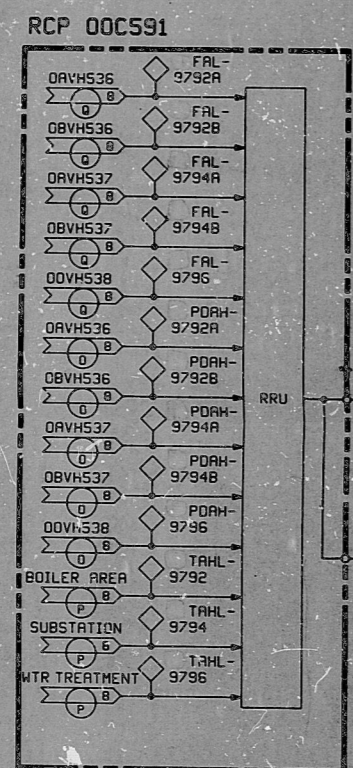


H-95-0 SHT 8

This drawing and the design it covers are the property of BECHTEL. They are loaned and on the borrower's express agreement that they will not be reproduced, copied, altered, or used in any way without the written consent given by the lender to the borrower.



NOTES:
1. EQUIPMENT SHOWN ON THIS SHEET IS NON-O LISTED.



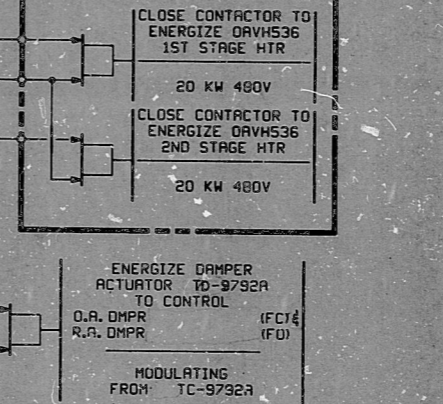
BOILER CONTROL ROOM SUPPLY UNIT OAVH536

CROSS REFERENCE TABLE

AREA	SUPPLY UNIT	HS - TC - TD - POSH - FSL -	TSHL -	TC -	MOTOR HP	HEATER KW	480V MCC
BOILER	OAVH536	9792A	9792	9793A	7 1/2	40	00B505
	OBVH536	9792B		9793B	7 1/2	40	00B595
SUBSTATION	OBVH537	9794A	9794	9795A	5	12	00B505
	OBVH537	9794B		9795B	5	12	00B595
WTR PRE-TREATMENT	OOVH538	9795	9796	9797	5	58	00B595



OAVH536 HEATER PANEL AT FLOOR



PRO APERTURE CARD

REVISION	DATE	BY	CHKD	APPV
1	10/15/95	JGH	RCG	
2	11/14/95	JGH	RCG	
3	12/14/95	JGH	RCG	
4	1/14/96	JGH	RCG	
5	2/14/96	JGH	RCG	
6	3/14/96	JGH	RCG	
7	4/14/96	JGH	RCG	
8	5/14/96	JGH	RCG	
9	6/14/96	JGH	RCG	
10	7/14/96	JGH	RCG	
11	8/14/96	JGH	RCG	
12	9/14/96	JGH	RCG	
13	10/14/96	JGH	RCG	
14	11/14/96	JGH	RCG	
15	12/14/96	JGH	RCG	

BECHTEL
SAN FRANCISCO

PUBLIC SERVICE ELECTRIC AND GAS COMPANY
HOPE CREEK GENERATING STATION

LOGIC DIAGRAM
MISC STRUCTURES & YARD BLDGS
BOILER, SUBSTATION & WATER PRETREAT UNITS & ALARMS

JOB No.	DRAWING No.	REV.
10855	H-95-0 SHT 8	3

S/U - GF

2 x 34 0" 002

RIDS

8307250273

