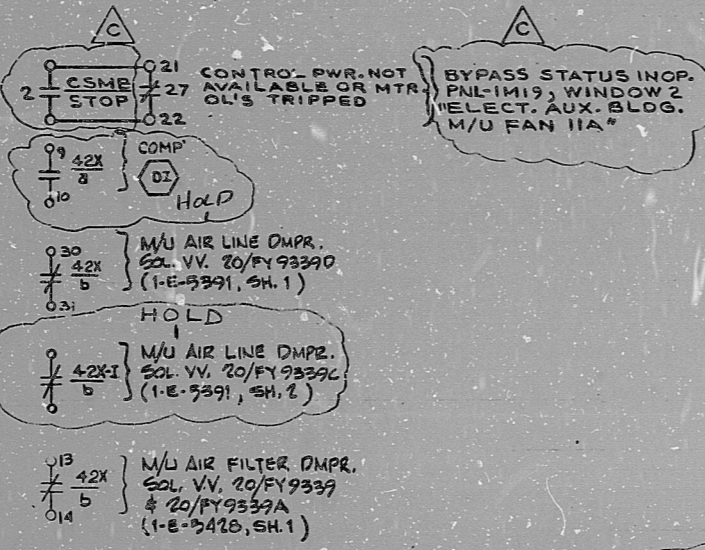
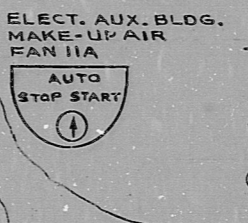


INFORMATION
THIS DOCUMENT IS
SUBJECT TO REVISION
WITHOUT NOTIFICATION
TO THE USER OF THIS
COPY




CS-MB (1S156)

BLOCK	CONTACT	POSITION			USE
		STOP	AUTO	START	
A	NC(1)		X	X	CONT
	NO(2)	X			CONT
B	NC(3)	X	X		SP
	NO(4)			X	CONT



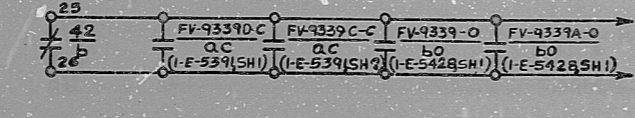
LCS-17412

BLOCK	CONTACT	POSITION			USE
		STOP	AUTO	START	
A	NC(1)		X	X	CONT
	NO(2)	X			SP
B	NC(3)	X	X		SP
	NO(4)			X	CONT



- REFERENCE DRAWINGS
- 0-E-0105 ELECTRICAL WIRING STANDARDS AND SYMBOLS
 - 1-2-3460 ELEC. AUX. BLDG. & CONT. RM. MAKE-UP AIR FANS LOGIC DIAGRAM
 - SH. 2 CONTROL WIRING DIAGRAM
 - 1-E-7412 ELECTRICAL AUX. BLDG. & CONT. RM. MAKE-UP AIR FAN IIA
 - 724-4071 SOLID STATE PROTECTION SYSTEM
 - SH. 36 INTERCONNECTION DIAGRAM

- LEGEND:
- K823 - SAFETY INJECTION AUX. RELAY. CONTACT CLOSING ON SI SIGNAL.
 - IRR-002 - ACTUATION TRAIN A CABINET.
 - 45RM-A - RADIATION MONITOR TRAIN A AUX. RELAY. CONTACT OPENS BELOW SETPOINT
 - 27 - LOSS OF CONTROL PWR. RELAY.
 - 42X-I - ISOLATION RELAY
 - ▲ - ISOLATION RELAY PANEL HOLD



ESF MONITORING
PNL-1M19, WINDOW 9
ELECT. AUX. BLDG. M/U
UNIT IIA NOT IN SERVICE

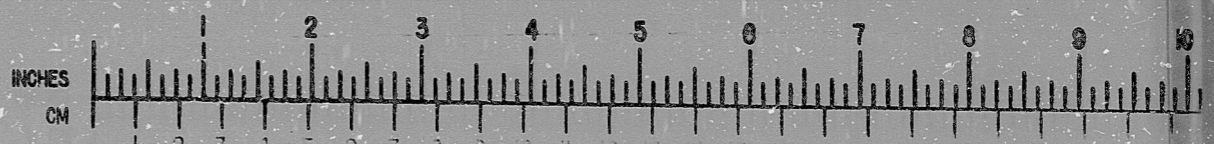
DATE	DESCRIPTION	BY	CHK	DATE	DESCRIPTION	BY	CHK	DATE
11/21/71	REVISED AS NOTED & ISSUED FOR USE	C	[Signature]	11/21/71				
11/21/71	REVISED AS NOTED & ISSUED FOR USE	C	[Signature]	11/21/71				
11/21/71	ISSUED FOR REVIEW & COMMENT	AJ	[Signature]	11/21/71				

Brown & Root Inc.
ENGINEERS-CONSTRUCTORS
HOUSTON, TEXAS

SOUTH TEXAS
PROJECT

NUCLEAR SAFETY RELATED		
CLASS IE		
PKG 042A	SUFF 102	ACT 581
DRAWING TITLE ELECTRICAL ELEMENTARY DIAGRAM ELECT. AUX. BLDG. & CONT. RM. MAKE-UP AIR FAN IIA	CONTRACT NO. SCALE CR-0241 NONE	DRAWING NO. 4-V-11 1-E-3412-C

BROWN & ROOT INC.
MICROFILM SERVICES



8.5"

11"

17"

RIDS

8112100315

