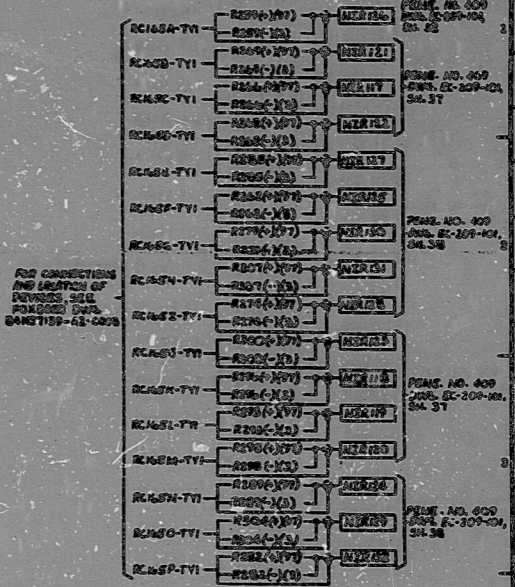

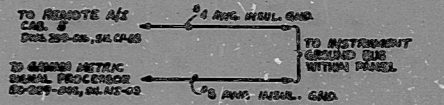


EC-209-047 RC-041



NOTES:
 1. ALL CABLES ARE TO ENTER THRU TOP OF CABINET.
 2. FOR PONSORO WIRING NOTES SEE REF. DWG-6

REFERENCE DWGS. (PONSORO)
 1. 64N57139-A2-C001
 2. 64N57139-A2-C002
 3. 64N57139-A2-C003
 4. 64N57139-A2-N001
 5. 64N57139-A2-W001
 6. 64N57139-A2-W002
 7. CABLE BLOCK DIAG. 55-211-047, SH, RC-41



WIRE COLOR CODE

1	RED
2	BLACK
3	WHITE
4	GREEN
5	YELLOW
6	BLUE
7	PURPLE
8	BROWN
9	PINK
10	GRAY
11	ORANGE
12	SILVER
13	GOLD
14	PLATINUM
15	DIAMOND
16	EMERALD
17	SAPPHIRE
18	RUBY
19	PEARL
20	OPAL
21	AMBER
22	JADE
23	ONYX
24	AGATE
25	DIAMOND
26	EMERALD
27	SAPPHIRE
28	RUBY
29	PEARL
30	OPAL
31	AMBER
32	JADE
33	ONYX
34	AGATE
35	DIAMOND
36	EMERALD
37	SAPPHIRE
38	RUBY
39	PEARL
40	OPAL
41	AMBER
42	JADE
43	ONYX
44	AGATE
45	DIAMOND
46	EMERALD
47	SAPPHIRE
48	RUBY
49	PEARL
50	OPAL
51	AMBER
52	JADE
53	ONYX
54	AGATE
55	DIAMOND
56	EMERALD
57	SAPPHIRE
58	RUBY
59	PEARL
60	OPAL
61	AMBER
62	JADE
63	ONYX
64	AGATE
65	DIAMOND
66	EMERALD
67	SAPPHIRE
68	RUBY
69	PEARL
70	OPAL
71	AMBER
72	JADE
73	ONYX
74	AGATE
75	DIAMOND
76	EMERALD
77	SAPPHIRE
78	RUBY
79	PEARL
80	OPAL
81	AMBER
82	JADE
83	ONYX
84	AGATE
85	DIAMOND
86	EMERALD
87	SAPPHIRE
88	RUBY
89	PEARL
90	OPAL
91	AMBER
92	JADE
93	ONYX
94	AGATE
95	DIAMOND
96	EMERALD
97	SAPPHIRE
98	RUBY
99	PEARL
100	OPAL

S & W JOB ORDER-11235.13

REV	NO	DATE	DESCRIPTION	BY	CHECKED	DATE
1	1	77-07-01-15	ISSUED FOR CONSTRUCTION			
2	2	77-07-01-15	AS BUILT PER MAR 88-3-410, P. 12A			
3	3	77-07-01-15	REVISED PER DCN 67-225			
4	4	77-07-01-15	REVISED PER MAR 82-12-01-06			

RC-041

FLORIDA POWER CORPORATION
 CRYSTAL RIVER PLANT-UNIT NO.3

INTERCONNECTION WIRING DIAGRAM
 POWER SUPPLY CAB. RCITS TRAIN 'B'
 RC-RCITS-'B'

EC-209-047

DESIGNED BY: M. McLELLIN
 CHECKED BY: S. PETERMAN
 DRAWN BY: F. HALLING
 DATE: 77-07-01-15

PDR RIDS

890209.0 487

