
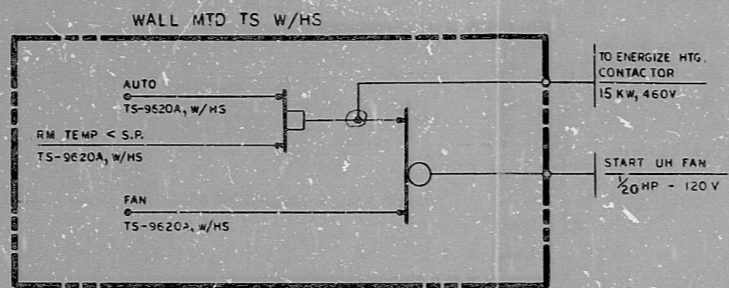


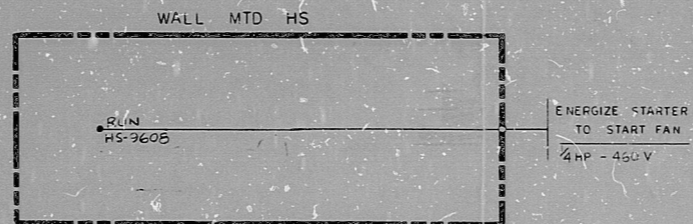
IMS 0-68-H  
SMT. 4



ELECT. UNIT HEATER AVE407

CROSS REFERENCE TABLE

UNIT HEATER NO.	TS - W/HS	HTG ELEMENT KW	FAN FOWER
AVE407 THRU DVE407	-9620A THRU D	15	20 HP
AVE413 AND BVE413	-9624A AND B	15	20 HP
AVE414 THRU DVE414	-9622A THRU D	5	4 WATT
DVE415	-9626	5	4 WATT
DVE416	-9627	5	4 WATT



WALL EXHAUSTER 0V403

WALL EXHAUSTER NO.	HS	FAN HP
0V403	9608	1/4
0V404	9609	1/4

NO.	DATE	REVISION	BY	CHKD	APP'D	REMARKS
1	6/1/70	REVISED AS NOTED DESIGN FREEZE ISSUE	MM	MS	MS	
2	7/1/70	REVISED AS NOTED	MS	MS	MS	
3	7/1/70	CHANGED TITLE & SERVICE	MM	MS	MS	
4	1-5-79	DELETED				SIGNED
5	9-9-79	ISSUED FOR CONSTRUCTION				SIGNED

**BECHTEL**  
SAN FRANCISCO


PUBLIC SERVICE ELECTRIC AND GAS COMPANY  
HOPE CREEK GENERATING STATION

LOGIC DIAGRAM  
AUXILIARY BLDG. CONTROL AREA  
ELECTRIC UNIT HEATERS & WALL EXHAUSTERS

JOB No.	DRAWING No.	REV.
10855	H-89-0 SMT. 4	4

PRC APERTURE CARD  
S/U - GK

This drawing and the design it covers are the property of BECHTEL. They are hereby loaned and on the borrower's express agreement that they will not be reproduced, copied, loaned, exhibited, or made except in the limited way and under the control of the lender.



I certify that the microfilm image contained on this microform were made in the normal and regular course of business. This is a true, full, correct and complete reproduction and replacement for and/or in lieu of original documents generated by the Bechtel group of companies.

DANNY  
Camera Operator

RIDS

83072502/3

