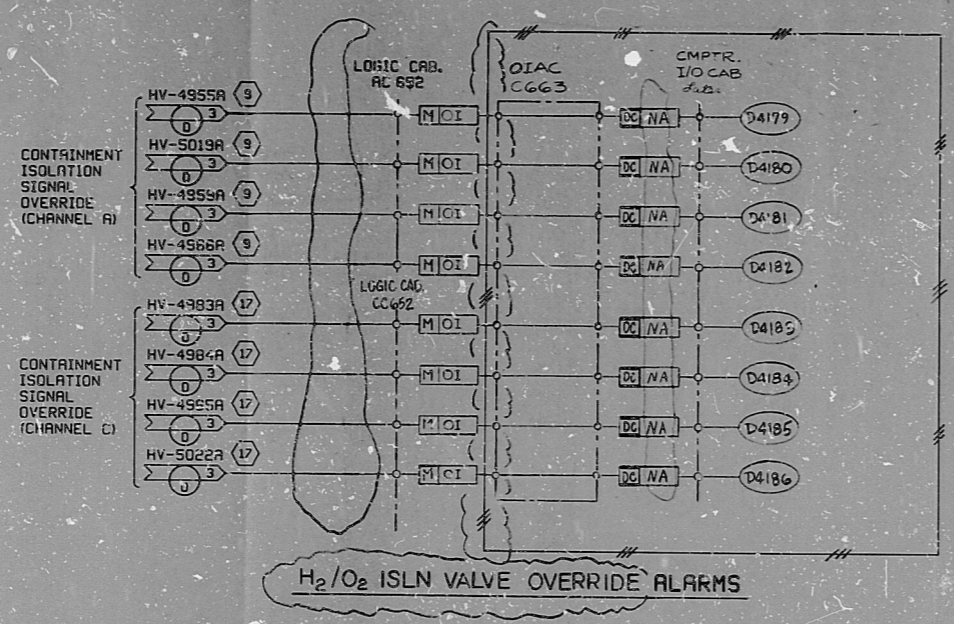



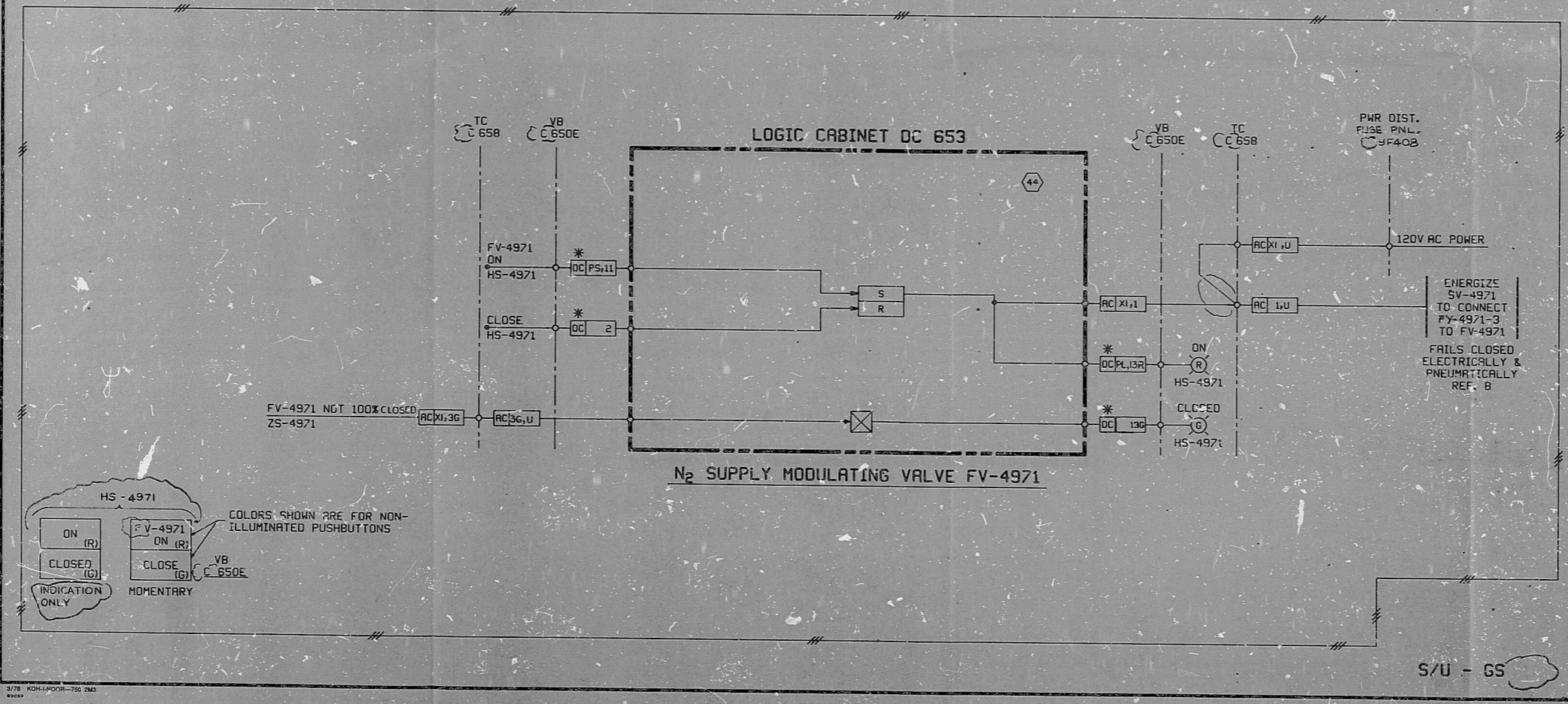
J-57-0 SHT. 6



SERVICE	VALVE NO.	CIRCUIT NO.	CLASS 1E CHANNEL	LOGIC CAB.	COMPUTER I/O CAB.	COMPUTER IDENTIFY
H <sub>2</sub> /O <sub>2</sub> ANALYZER A	HV-4955A	9	R	AC 652	LATER	D4179
	HV-5019A	9			D4180	
	HV-4959A	9			D4181	
	HV-4966A	9			D4182	
	HV-4983A	17	C	CC 652	LATER	D4183
	HV-4984A	17			D4184	
	HV-4955A	17			D4185	
	HV-5022A	17			D4186	
H <sub>2</sub> /O <sub>2</sub> ANALYZER B	HV-4955B	13	B	BC 652	LATER	D4187
	HV-5019B	13			D4188	
	HV-4959B	13			D4189	
	HV-4966B	13			D4190	
	HV-4983B	21	D	DC 652	LATER	D4191
	HV-4984B	21			D4192	
	HV-4955B	21			D4193	
	HV-5022B	21			D4194	

NOTES  
1. DELETED

This drawing and the design it covers are the property of BECHTEL. They are hereby loaned and on the borrower's express agreement that they will not be reproduced, copied, loaned, exhibited, nor used except in the limited way and private use permitted by any written consent given by the lender to the borrower.



PRG APERTURE CARD

DATE	REVISION	BY	CHKD	DESIGN	ENGR	PROJ. LEAD	APPN
8-21-77	ISSUED FOR CONSTRUCTION	HM	DM	SW	CS	RB	
1/21/77	REVISED AS NOTED	SM	DM	SW	CS	RB	
1/21/77	REVISED AS NOTED	SM	DM	SW	CS	RB	
1/21/77	DESIGN FREEZE ISSUED	SM	DM	SW	CS	RB	

**BECHTEL**  
SAN FRANCISCO

PUBLIC SERVICE ELECTRIC AND GAS COMPANY  
HOPE CREEK GENERATING STATION

**LOGIC DIAGRAM**  
CONTAINMENT ATMOSPHERE CONTROL  
N<sub>2</sub> SPLY VALVE & H<sub>2</sub>/O<sub>2</sub> ISLN VALVE OVERRIDE ALARMS

JOB No.	DRAWING No.	REV.
10853	J-57-0 SHT 6	4 Q

S/U - GS

RIDS

8307250178

