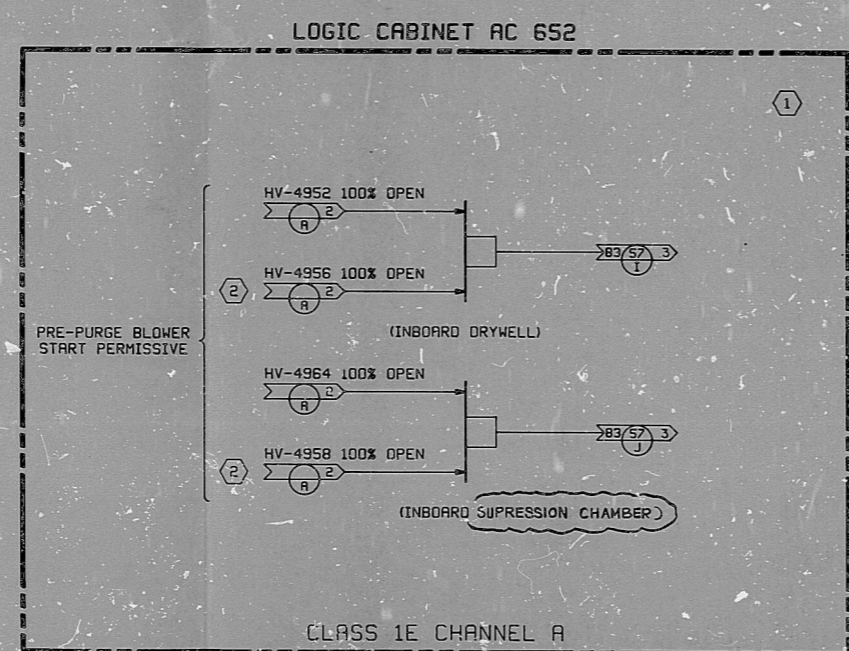
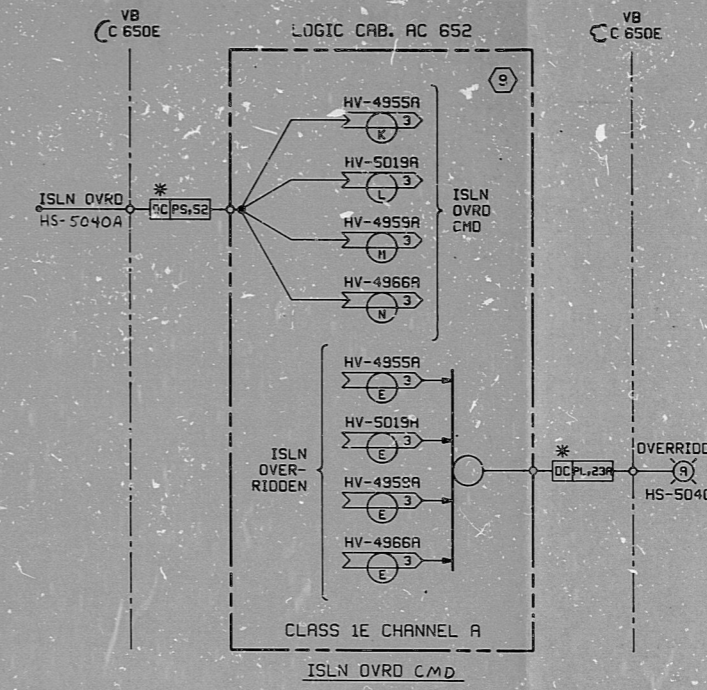
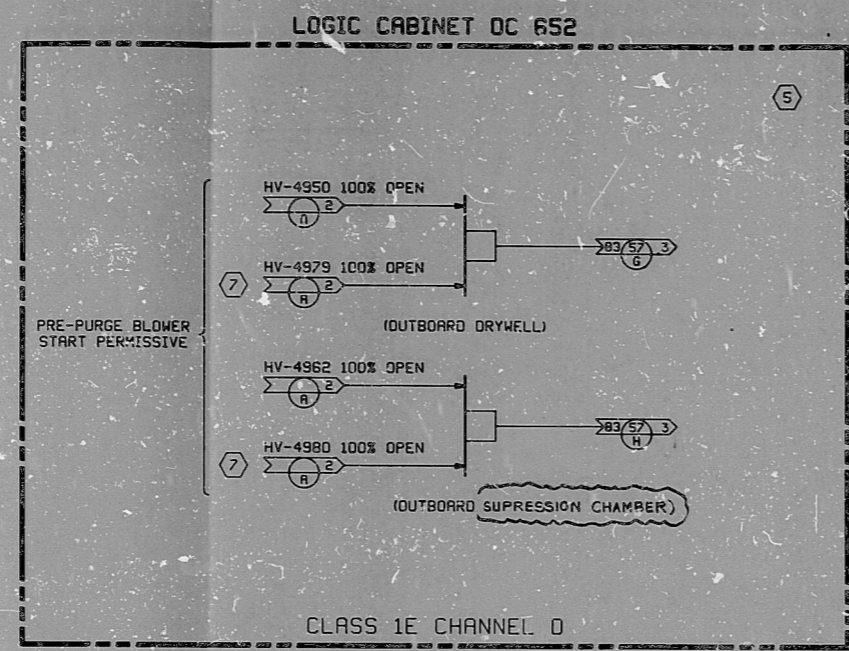


J-57-0 SHT. 4

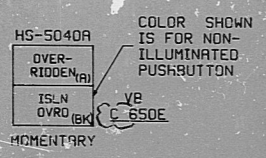


CROSS REFERENCE TABLE FOR ISOLATION OVRD CMD

HAND SW	ISLN V	ISLN OVRD CHD OUTGOING ARROW	ISLN OVRD CHD INCOMING ARROW	CLASS 1E CHANNEL	LOGIC CAB.	CKT NO.
HS-5040A	HV-4955A	ARROW K, SHT 3	ARROW E, SHT 3	A	AC 652	9
	HV-5019A	ARROW L, SHT 3	ARROW E, SHT 3	A	AC 652	9
	HV-4955A	ARROW M, SHT 3	ARROW E, SHT 3	A	AC 652	9
	HV-4966A	ARROW N, SHT 3	ARROW E, SHT 3	A	AC 652	9
HS-5040B	HV-4955B	ARROW K, SHT 3	ARROW E, SHT 3	B	BC 652	13
	HV-5019B	ARROW L, SHT 3	ARROW E, SHT 3	B	BC 652	13
	HV-4955B	ARROW M, SHT 3	ARROW E, SHT 3	B	BC 652	13
	HV-4966B	ARROW N, SHT 3	ARROW E, SHT 3	B	BC 652	13
HS-5044A	HV-4983A	ARROW K, SHT 3	ARROW E, SHT 3	C	CC 652	17
	HV-4965A	ARROW L, SHT 3	ARROW E, SHT 3	C	CC 652	17
	HV-5022A	ARROW M, SHT 3	ARROW E, SHT 3	C	CC 652	17
	HV-4983B	ARROW N, SHT 3	ARROW E, SHT 3	C	CC 652	17
HS-5044B	HV-4983B	ARROW K, SHT 3	ARROW E, SHT 3	D	DC 652	21
	HV-4984B	ARROW L, SHT 3	ARROW E, SHT 3	D	DC 652	21
	HV-4965B	ARROW M, SHT 3	ARROW E, SHT 3	D	DC 652	21
	HV-5022B	ARROW N, SHT 3	ARROW E, SHT 3	D	DC 652	21
HS-5045	HV-4952	ARROW K, SHT 2	ARROW C, SHT 2	A	AC 652	1
	HV-4964	ARROW L, SHT 2	ARROW C, SHT 2	A	AC 652	1
HS-5046	HV-4956	ARROW K, SHT 2	ARROW C, SHT 2	A	AC 652	2
	HV-4958	ARROW L, SHT 2	ARROW C, SHT 2	A	AC 652	2
HS-5047	HV-4950	ARROW K, SHT 2	ARROW C, SHT 2	D	DC 652	5
	HV-4962	ARROW L, SHT 2	ARROW C, SHT 2	D	DC 652	5
	HV-4951	ARROW M, SHT 5	ARROW F, SHT 5	D	DC 652	5
	HV-4963	ARROW N, SHT 5	ARROW F, SHT 5	D	DC 652	5
HS-5048	HV-4979	ARROW K, SHT 2	ARROW C, SHT 2	D	DC 652	7
	HV-4980	ARROW L, SHT 2	ARROW C, SHT 2	D	DC 652	7
	HV-4978	ARROW M, SHT 13	ARROW C, SHT 13	D	DC 652	7
	HV-5035	ARROW N, SHT 12	ARROW C, SHT 12	D	DC 652	7
	HV-4974	ARROW P, SHT 14	ARROW C, SHT 14	D	DC 652	7
	HV-4974	ARROW P, SHT 14	ARROW C, SHT 14	D	DC 652	7

PRO APERTURE CARD

This drawing and the design it covers are the property of BECHTEL. They are merely loaned and on the borrower's express agreement that they will not be reproduced, copied, loaned, exhibited, nor used except in the limited way and private use permitted by any written consent given by the lender to the borrower.



PREPURGE BLOWER OVRD INTERLOCK

No.	DATE	REVISIONS	BY	CHKD	DESIGNED	ENGR	PROJ. APPR.
1	10/1/55	DESIGN FREEZE ISSUE	JLJ	JLJ	JLJ	JLJ	JLJ
2	11/1/55	REVISED BATTERY INTERFACE AS NOTED.	JLJ	JLJ	JLJ	JLJ	JLJ
3	11/1/55	INC DCN#3, REVISED SWITCH COLORS	JLJ	JLJ	JLJ	JLJ	JLJ
4	11/1/55	REVISED AS NOTED	JLJ	JLJ	JLJ	JLJ	JLJ
5	11/1/55	REVISED AS NOTED	JLJ	JLJ	JLJ	JLJ	JLJ
6	11/1/55	REVISED AS NOTED	JLJ	JLJ	JLJ	JLJ	JLJ
7	11/1/55	ISSUED FOR CONSTRUCTION	JLJ	JLJ	JLJ	JLJ	JLJ

DESIGNED: JLJ, DRAWN: PCG

BECHTEL
SAN FRANCISCO

PUBLIC SERVICE ELECTRIC AND GAS COMPANY
HOPE CREEK GENERATING STATION

LOGIC DIAGRAM
CONTAINMENT ATMOSPHERE CONTROL
PREPURGE BLOWER INTERLOCKS

JOB No. 10355, DRAWING No. J-57-0 SHT 4, REV. 6 Q

S/U - GS

RIDS

8307250175

