

REFERENCE DWGS.
 J-03A01
 M-02A01

7. CONTACT OPENS ON SAFETY INJECTION SIGNAL. FOR RELAY 5 CONTACT NOS. SEE TABLE A. FOR DETAILS, SEE WESTINGHOUSE DWG. BECHTEL V.P. NO. M-747-178.

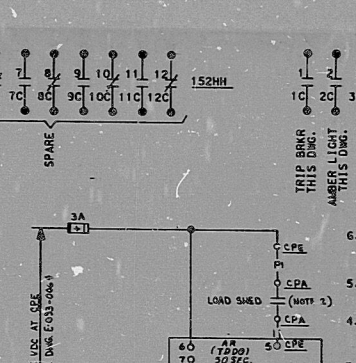
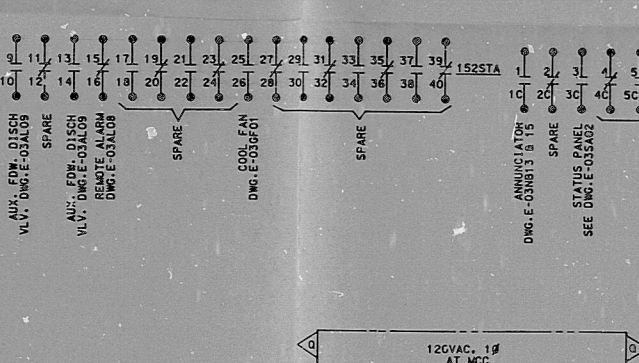
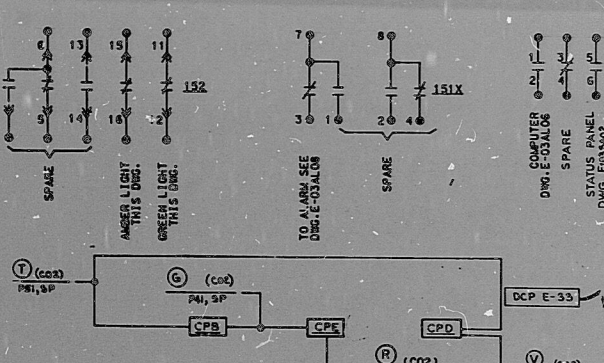
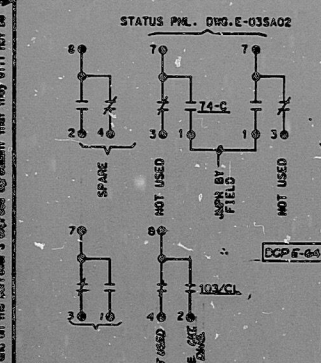


TABLE B

DCP NO. - MCC	P012HMF122
POWER NO. - MCC	03A01A
HEATER SCHEME NO.	2AL01A

TABLE A

SPAS RELAY 0 CONTACT NOS.	K11
TRIP	11
LOAD SHED RELAY NO.	TRIP
LOAD SHED RELAY NO.	TRIP
SPAS PNL - SP	5A030A
DCP NO. - SP	18030A
HIS-A NO.	181220A
HIS-B LOCATION-CP	18118A
HIS-A NO.	181220A
HIS-B LOCATION-SP	18118A
DCP NO. - SP	18030A
TRIP NO.	18030A
TRIP RELAY AB	03A01A
AR. LOCATION - SP	18030A
SPAS RELAY 0 CONTACT	18030A
STATUS PNL - SP	18030A
SCHEM. NO.	181801A

TABLE C

TRIP RELAY AB	03A01A
AR. LOCATION-SP	18030A
LOAD SHED RELAY NO.	TRIP
SPAS PNL - SP	18030A
SCHEM. NO.	181801A

- CONTACT CLOSING, TRIPPING, OR BREAKER ELEVATING MECHANISM CXT. INTERNALS. SEE G.E. DWG. BECHTEL V.P. NO. E-009-007.
- CONTACT CLOSING ON LOSS OF POWER TO CLASS 1E, 4150V BUSES. FOR RELAY NO. SEE TABLE A OR C, AS APPLICABLE. FOR DETAILS SEE BECHTEL V.P. NO. J-104-0034.
- CONTACT CLOSING ON LOAD SEQUENCE STEP NO. 6 FOLLOWING LOSS OF OFFSITE POWER, OR SIS. FOR RELAY NO. SEE TABLE A. FOR DETAILS SEE BECHTEL V.P. DWG. NO. J-104-0147.
- HEATER, 800WATTS, MANUFACTURER GE MP 34470172-001. SPACE HEATER IS MANUALLY CONTROLLED BY BURN AT MCC.
- PUSHING IN ON LIGHT FOR LAMP TEST REVERSES CONTACT POSITION.
- CONTACT CLOSING ON AUX. FEEDWATER ACTUATION. SIGNAL FOR DETAILS SEE DWG. J-104-0034. FOR RELAY 0 CONTACT NOS. SEE TABLE A.

NOTES:

REVISION	NO.	DATE	DESCRIPTION
1	1	10/1/78	ISSUED FOR CONSTRUCTION
2	1	10/1/78	ISSUED FOR CONSTRUCTION
3	1	10/1/78	ISSUED FOR CONSTRUCTION
4	1	10/1/78	ISSUED FOR CONSTRUCTION
5	1	10/1/78	ISSUED FOR CONSTRUCTION
6	1	10/1/78	ISSUED FOR CONSTRUCTION
7	1	10/1/78	ISSUED FOR CONSTRUCTION
8	1	10/1/78	ISSUED FOR CONSTRUCTION
9	1	10/1/78	ISSUED FOR CONSTRUCTION
10	1	10/1/78	ISSUED FOR CONSTRUCTION

TI APERTURE CARD

DEWTEL
 GAITHERSBURG, MARYLAND

SNUPPS

SCHEMATIC DIAGRAM
 MOTOR DRIVEN
 AUXILIARY FEEDWATER PUMPA

JOB NO. 10466
 DRAWING NO. E-03A01A(Q) 5
 REV.

REVIEW LEVEL 3

I certify that the info. contained on this form was made in the normal and regular course of business, on the date stated, and that it is an accurate reproduction of the document(s) indicated by Micrographic.

PDR RIDS

8410090773

