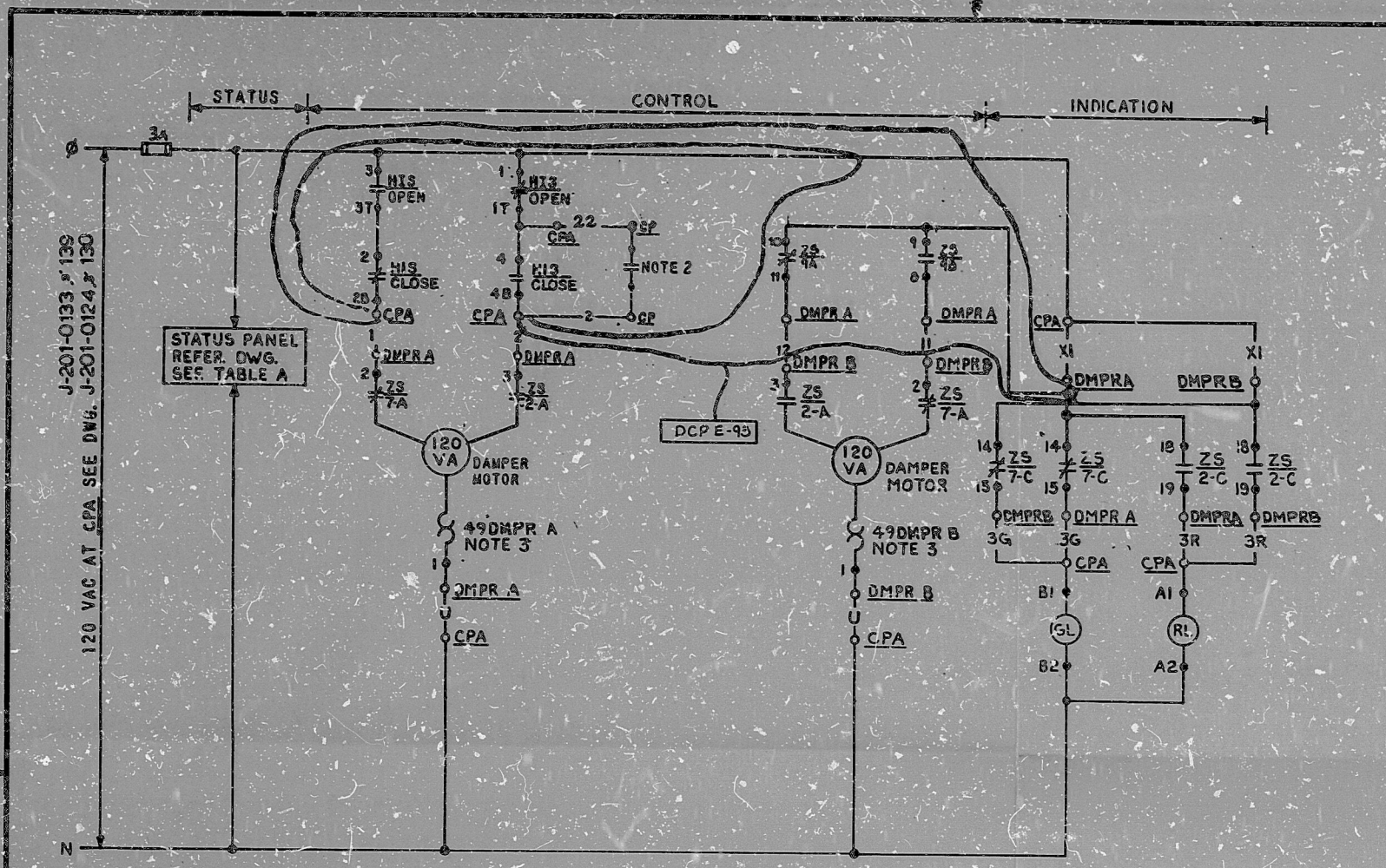


It is noted on the borrower's express agreement that it will not be reproduced, copied, loaned, exhibited, or used except in the limited way and private use permitted by the SNPPS facilities to the borrower.



OPEN		CONTACT		POSITION	
BL	RL			HORN	CLOSE OPEN
		1-11-17	X	X	
		3-11-37			X
		2-11-28	X		
		4-11-48		X	

CUTLER-HAMMER
 TYPE E30 JY9
 WITH TWO KLA-3
 CONTACT BLOCKS

HAND INDICATING SWITCH
 HIS-SEE TABLE A
 MOMENTARY CONTACT

ROTOR	SM TYPE	LIMIT SWITCH CONTACT DEVELOPMENT				FUNCTION
		TRAVEL	AUX.	TRAVEL	AUX.	
CLOSE	1A					CLOSE CKT.
	1B					NOT USED
	1C					RED LIGHT
	1D					NOTE 4
OPEN	2A					SPARE
	2B					COMP
	2C					SPARE
	2D					SPARE

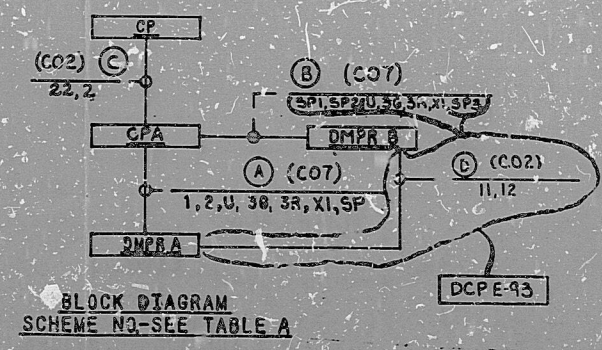
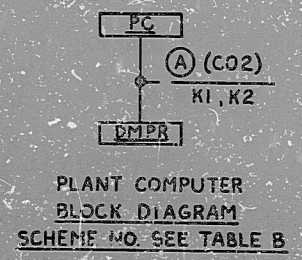
- DEVELOPMENT TYPICAL FOR ALL DAMPERS
- SOLID BAR INDICATES CONTACT CLOSED
- REFERENCE DWGS.
 1.M-026F01
 2.J-026F06
3. CONT 9A IS USED FOR CLOSE CKT INTLK AND CONT 9B IS USED FOR OPEN CKT INTLK FOR DAMPER B FROM DAMPER A. LIMIT SWITCH CONTACT 9A & 9B ARE SPARE FOR DAMPER B.
4. TO STATUS PANEL - SEE DWG E-035A17
3. THERMAL DEVICE RESETS AUTOMATICALLY
2. CONTACT CLOSING ON SAFETY INJECTION SIGNAL REFER WESTINGHOUSE DWG, BECHTEL V.P. NO. M-767-241
1. DAMPER SHOWN IN FULL CLOSED POSITION

TABLE B

REFER COMPUTER DWG, BECHTEL V.P. NO.	J-106-014	J-106-015	J-106-015	J-106-015
COMPUTER POINT	9FZ11	9FZ12	9FZ14	9FZ13
COMPUTER LOCATION	RJ159A	RJ160A	RJ159A	RJ160A
DAMPER NO. - DMPR	9FHZ11	9FHZ12	9FHZ14	9FHZ13
COMPUTER SCHEME NO.	19FR08A	19FR08B	19FR08C	19FR08D

TABLE A

STATUS PNL REF DWG	E-035A13	E-035A20
DAMPER NO. - DMPRB	9FHZ14	9FHZ13
HIS LOCATION - CPA	RPO68	RPO69
HIS NO.	9FHIS11	9FHIS12
RELAY	K1A	K2A
RELAY CONTACT NO.	K1C	K2C
CP LOCATION - CP	9A029C	9A032C
DAMPER NO. - DMPRA	9FHZ11	9FHZ12
SCHEME NO.	19FY08A	19FY08B



TI
APERTURE
CARD

REVIEW LEVEL 3

REV'D SCHEM BLK DIAG. CONT DEV & ADD'D NOTES TO INC. DEN. E-036F01 (10-5-11) FOR DCP E-93	9/11	9/11	9/11	9/11	9/11
ADDED REF E-036 REV'D WHERE NO.	9/11	9/11	9/11	9/11	9/11
ISSUES FOR CONSTRUCTION	9/11	9/11	9/11	9/11	9/11
NO.	DATE	REVISION	NO.	DATE	REVISION
SCALE: REVISION EJD DRAWN CAD					
BECHTEL GAITHERSBURG, MARYLAND					
SNUPPS SCHEMATIC DIAGRAM TENDON GALLERY SUPPLY/RETURN ISOLATION DAMPERS					
1/11/11 DRAWING NO. REV					
JOB NO. 10488 BECHTEL DRAWING NO. E-036F08 (Q) DAY 6					

I certify that the image contained on this frame was made in the normal and regular course of business, on the date stated below and that it is an accurate reproduction of the document(s) submitted to Micrographia.

8410050497

PDR RIDS

