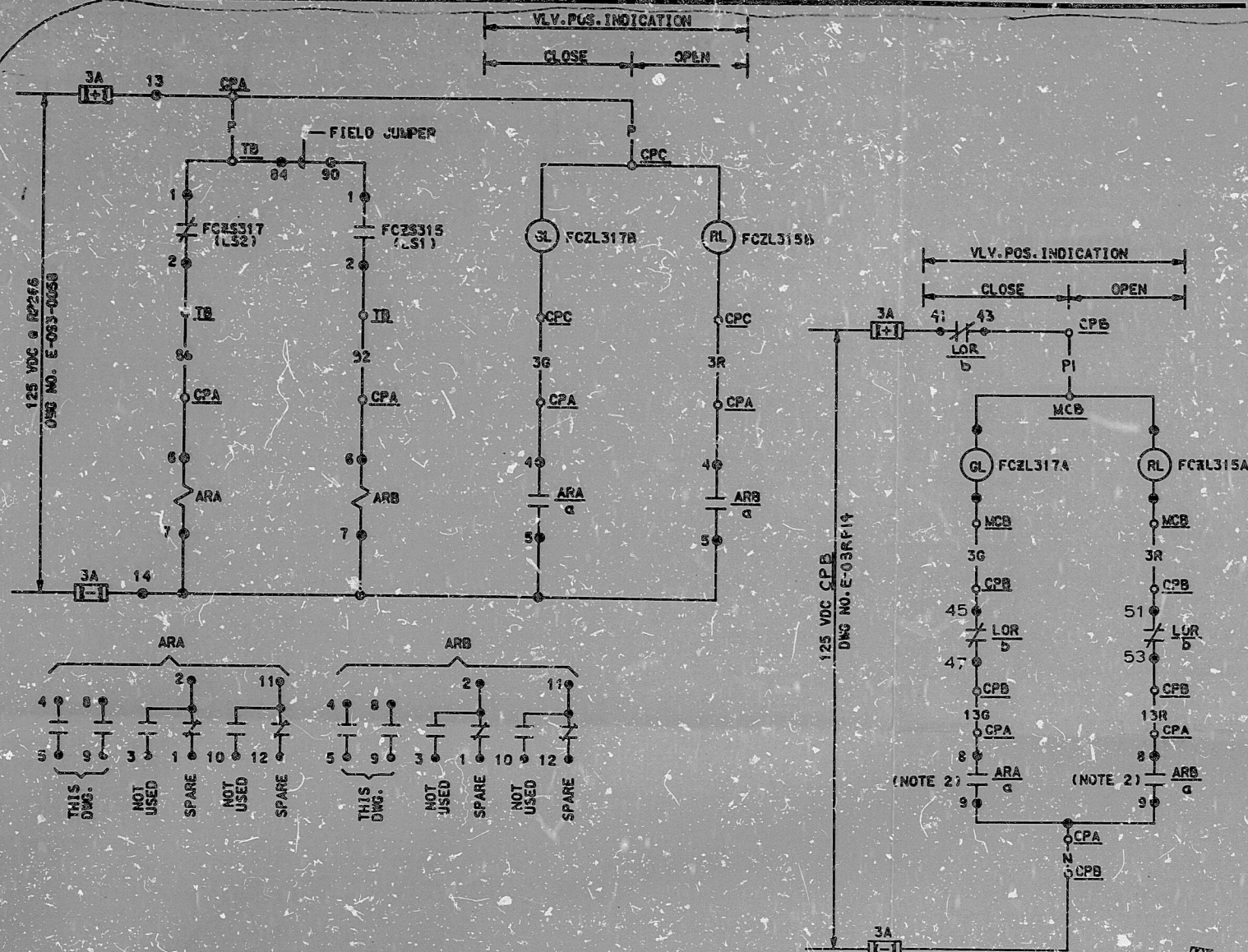
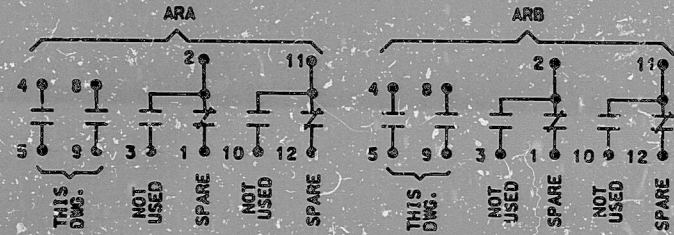


SNUPPC FORMAT
REV. 10/13/61



INDICATING LIGHTS TYPE GE ET 16
CAT. NO.'S 0118867086 3R
0118867086 3G
FOR ZL NO.'S SEE SCHEMATIC

INSTR. NO.	CONTACT	VALVE POSITION			FUNCTION
		CLOSED	INTERMEDIATE	OPEN	
FCZS315 (LS1)	4-3				NOT USED
FCZS315 (LS1)	1-2				RED LIGHTS
FCZS317 (LS2)	4-3				NOT USED
FCZS317 (LS2)	1-2				GREEN LIGHTS



REFERENCE DRAWINGS:

- M-02FC02
- M-021-073
- M-021-094

- FOR LOCKOUT RELAY CONTACT DEVELOPMENT, SEE DWG. E-03RP11.
- SEE TABLE-A OF THIS DWG.
- GOVERNOR VALVE IN FULLY CLOSED POSITION.
- VENDOR DESIGNATION SHOWN IN PARENTHESIS.

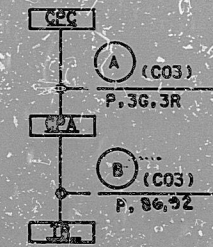
NOTES:

TABLE A

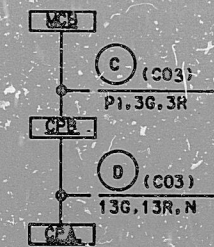
AUX. RELAY NO. ARA	3XFC29
AUX. RELAY NO. ARB	3XFC30
AUX. RELAY LOC. CPA	RP266
TERMINAL BOX TB	TVFC04
SHUTDOWN CONTROL PNL-CPT	HP118B
SCHEME NO.	2FCR25B

TABLE B

LOR NO.	86XRP2
LOR LOCATION	RP334
CONTROL RM PNL	RL003
AUX. RELAY PNL CPA	RP266
SCHEME NO.	2FCR25C



BLOCK DIAGRAM FOR SCHEME NO. SEE TABLE A.



BLOCK DIAGRAM FOR SCHEME NO. SEE TABLE B.

TI APERTURE CARD

NO.	DATE	REVISION	BY	CHKD	APP'D	DATE
1	1/14/64	ISSUED FOR CONST. SUPERSEDES E-03FC25 (CALLED AWAY ONLY)				
<p>BECHTEL GAITHERSBURG, MARYLAND</p> <p>SNUPPS</p> <p>SCHEMATIC DIAGRAM AUXILIARY FEEDWATER PUMP TURBINE GOVERNOR VLV. POSITION INDICATION</p>						
UTILITY DRAWING NO.		REV				
CONTROL DRAWING NO.		REV				
10466		E-23FC25(Q) 0				

REVIEW LEVEL 3

SUPERSEDES DWG. E-03FC25(O)

I certify that the image contained on this frame was made in the normal and regular course of business, on the data created below and that it is an accurate reproduction of the document(s) submitted to Micrographics.
DATE 3/16/84 OPERATOR Mark Casand

8410050469

PDR RIDS

