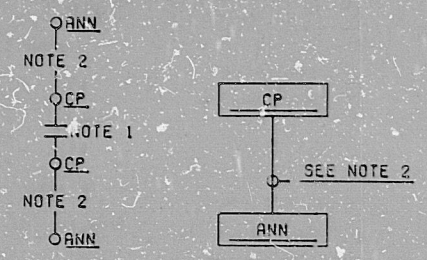


BLOCK DIAGRAM
SCHEME NO SEE TABLE A



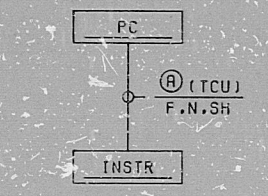
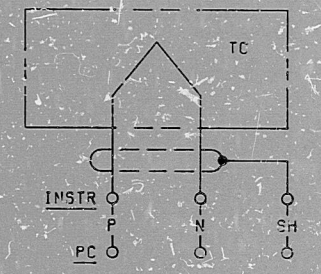
BLOCK DIAGRAM
SCHEME NO SEE TABLE B

TABLE A

| LOOP REF DWG BECHTEL VP NO | J110-0875 | J110-0876 |
|-------------------------------|-----------|-----------|
| FLOW INDICATOR LOC - MCB | RL020 | RL020 |
| FLOW INDICATOR NO | EGFI128 | EGFI129 |
| CONTROL PANEL LOC - CP | RPO53AC | RPO53BC |
| INSTR NO - INSTR | EGFI128 | EGFI129 |
| SCHEME NO | 4EG119A | 4EG119B |

TABLE B

| LOOP REF DWG BECHTEL VP NO | J110-0875 | J110-0876 |
|--------------------------------------|-----------|-----------|
| ANNUNCIATOR REF DWG BECHTEL VP NO | J108-0259 | J108-0259 |
| ANNUNCIATOR PT | EGFAL128 | EGFAL128 |
| ANNUNCIATOR LOC - ANN | RK045A | RK045B |
| FLOW SW NO | EGFSL128 | EGFSL129 |
| CONTROL PANEL LOC - CP | RPO53AC | RPO53BC |
| SCHEME REF DWG | E-03RPOC | E-03RPO6 |



BLOCK DIAGRAM
SCHEME NO SEE TABLE C

TABLE C

| CMP REF DWG BECHTEL V P NO | J-106-0115 | J-106-0115 | J-106-0115 | J-106-0115 | J-106-0115 | J-106-0115 | J-106-0115 | J-106-0115 |
|-------------------------------|------------|------------|------------|------------|------------|------------|------------|------------|
| COMPUTER LOC - PC | RJ050A | RJ050A | RJ050A | RJ050A | RJ050A | RJ050A | RJ050A | RJ050A |
| THERMOCOUPLE NO - INSTR | EGTE118A | EGTE119A | EGTE122A | EGTE123A | EGTE120A | EGTE121A | EGTE124A | EGTE125A |
| SCHEME NO | SECR19A | SECR19B | SECR19C | SECR19D | SECR19E | SECR19F | SECR19G | SECR19H |
| PUMP NO | PEG01A | PEG01B | PEG01C | PEG01D | PEG01E | PEG01F | PEG01G | PEG01H |

CCW PUMPS DRIVING AND FORCING BEARING TEMP COMPUTER INPUTS

3. NOTES IN BRACKETS APPLY TO SEP GROUP 4 SCHEMES.
8. DELETED
7. DELETED
6. DELETED
5. DELETED
4. DELETED
3. DELETED

2. FOR CABLE PULL AND WIRE NUMBERS, SEE SCHEME REFERENCE DRAWING NUMBER. (ASSOCIATED TABLE)
1. CONTACT OPENS ON CCW TO RCP LOW FLOW.

NOTES:

| NO. | DATE | REVISIONS | BY | CHK | SUPV | APPV | ERR |
|-----|----------|--------------------------|----|-----|------|------|-----|
| 1 | 11/13/79 | DEL. TABLE A & MISC. 3.0 | | | | | |
| 2 | 11/13/79 | ADD. TYP. TO INSTR. DCP | | | | | |
| 3 | 11/13/79 | REVISED TABLE A & B | | | | | |
| 4 | 11/13/79 | ADDED BECHTEL VP | | | | | |
| 5 | 11/13/79 | ISSUED FOR CONST | | | | | |

REF DWGS:
M-02EG03
J-02EG13A
M-02EG01

TI
APERTURE
CARD

| | | | | | | | |
|--|--|--------|------|------|-----|---------------------|------|
| SCALE | | DESIGN | APPV | DRWN | CAD | CHEP | ENGR |
| BECHTEL GAITHERSBURG, MARYLAND | | | | | | | |
| SNUPPS | | | | | | | |
| SCHEMATIC DIAGRAM ANNUNCIATION AND INSTRUMENTATION | | | | | | | |
| UTILITY DRAWING NO. | | | | | | REVS | |
| JOB NO. | | | | | | BECHTEL DRAWING NO. | |
| 10408 | | | | | | E-03EG19(Q) | |
| DRAWING APPLICABLE TO UNITS | | | | | | | |

REVIEW LEVEL 3

I certify that the image contained on this frame was made in the normal and regular course of business, on the date stated below and that it is an accurate reproduction of the document(s) submitted to Micrographics.
DATE 7-17-83 OPERATOR *[Signature]* SUPERVISOR *[Signature]*

16X

8410050326

PDR RIDS

