



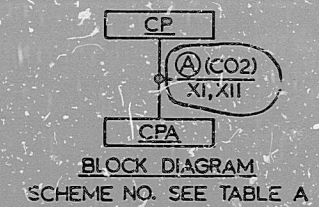
This drawing and the design it covers is the property of the Utilities which are participating in the SNUPPS Project. It is loaned on the borrower's express agreement that it will not be reproduced, copied, loaned, exhibited, or used except in the limited way and private use permitted by written consent given by the SNUPPS Utilities to the borrower.



- REF. DWGS:
- M-025J01
 - J-025J01
 - M-025J04
 - J-025J03

- NOTES:
1. CONTACT CLOSURES ON CONTAINMENT ISOLATION SIGNAL. REFER TO WESTINGHOUSE DWG. BECTEL V.P. NO. M767-182F M767-181.
 2. NOS. IN PARENTHESIS APPLY TO SCHEME ISJY05C. NOS. NOT IN PARENTHESIS APPLY TO SCHEME ISJY05A.
 3. NOS. IN BRACKETS APPLY TO SCHEME 4SJY05D. NOS. NOT IN BRACKETS APPLY TO SCHEME 4SJY05B.

TI
APERTURE
CARD



AUX. RELAY REF. DWG BECTEL V.P. NO.	E-093-0049	E-093-0051	E-093-xxxx	E-093-xxxx
AUX. RELAY (ARC) NO.	3XSJ01	3XSJ02	3XSJ31	3XSJ32
AUX. RELAY (CIS) NO.	K631	K631	K629	K629
CONTACT NOS.	15-16	15-16	17-18	17-18
AUX. RELAY PANEL-CP	RP209	RP210	RP332	RF333
CONTROL PANEL-CPA	SB029C	SB032C	SB029C	SB032C
SCHEME NO.	ISJY05A	4SJY05B	ISJY05C	4SJY05D

NO.	DATE	REVISIONS	BY	CHKD	STATUS	ENGR	PROJ	ENGR
1	1/4/74	REVISED AS NOTED & RECORDED	HS	HS	REV	HS	HS	HS
2	1/4/74	REVISED AS NOTED & RECORDED	HS	HS	REV	HS	HS	HS
3	1/4/74	ISSUED FOR CONSTRUCTION	HS	HS	REV	HS	HS	HS

SCALE	REQUIRED	HS	SHOWN	LEC	CHIEF	ENGR
BECTEL						
GAITHERSBURG, MARYLAND						
SNUPPS						
SCHEMATIC DIAGRAM CONTAINMENT ISOLATION VALVES AUXILIARY RELAYS						
				UTILITY DRAWING NO.	REV	
				10466	E-03SJ05(Q) 2	
DRAWING APPLICABLE TO UNITS						

REVIEW LEVEL 3

I certify that the image contained on this frame was made in the normal and regular course of business, on the date stated below and that it is an accurate reproduction of the document(s) submitted to Micrographics.
DATE: 5-8-81 OPERATOR: Sally Burke SUPERVISOR: [Signature]

16X

8410050065

PDR RIDS

