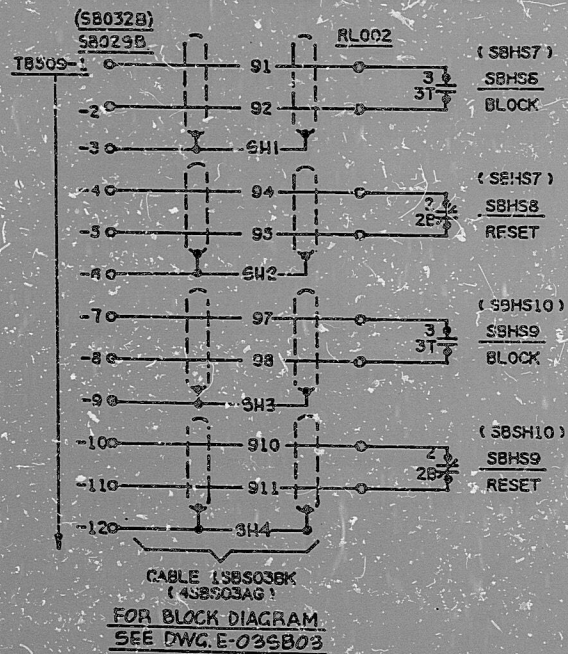
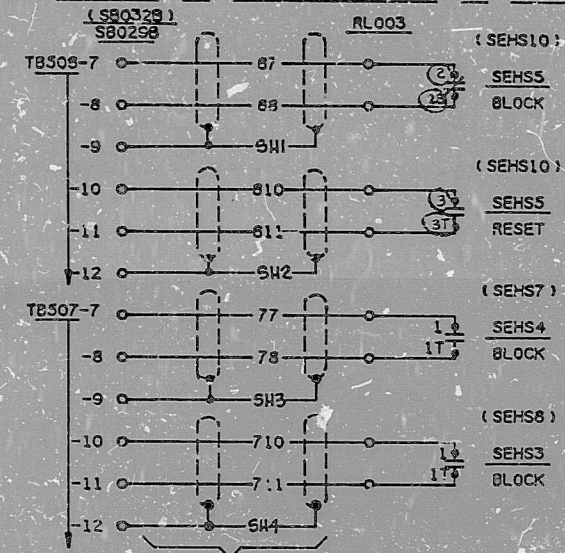
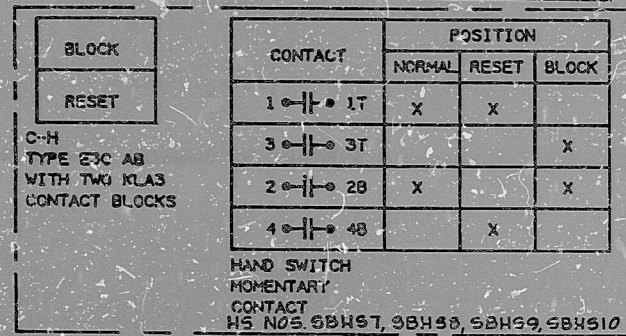
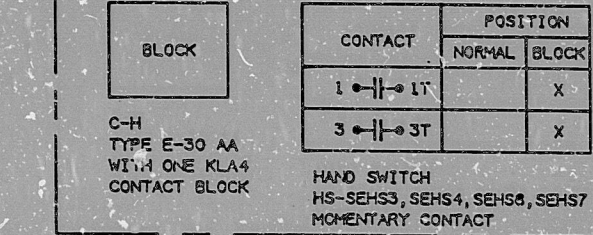
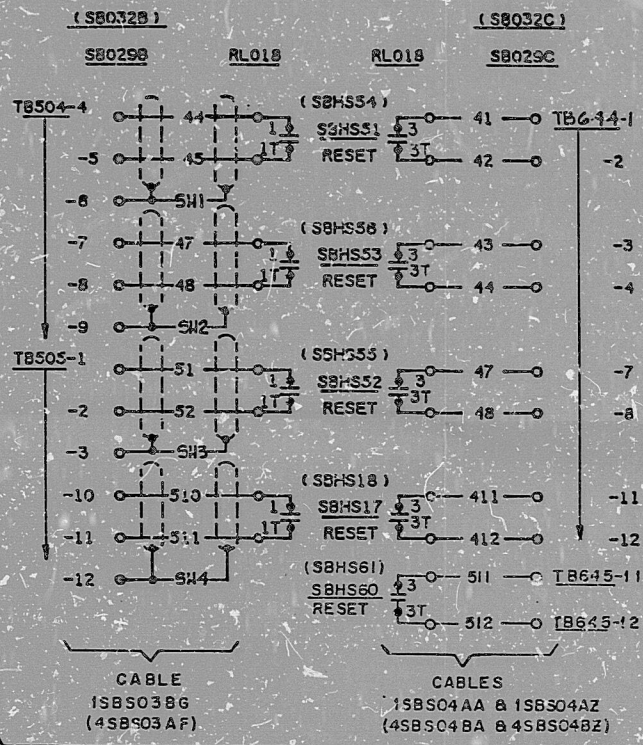
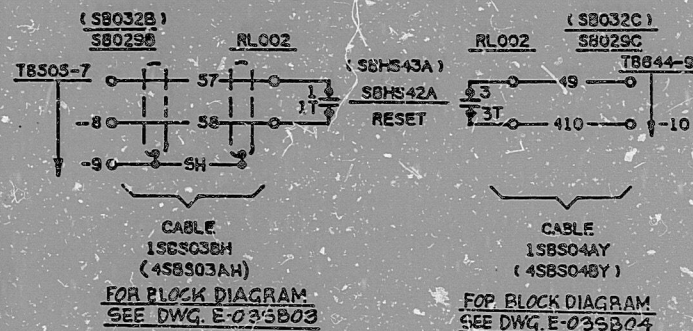
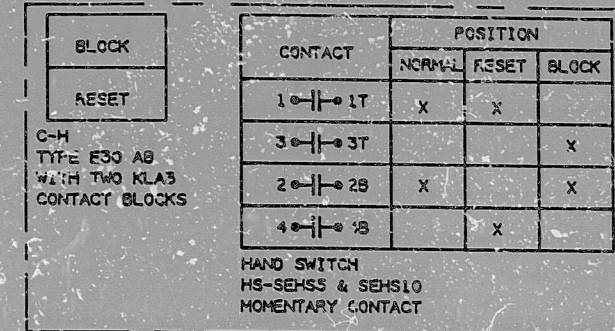
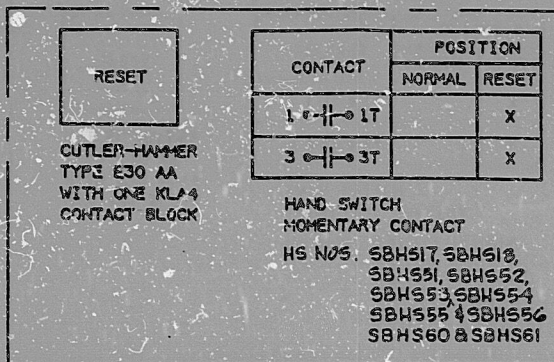
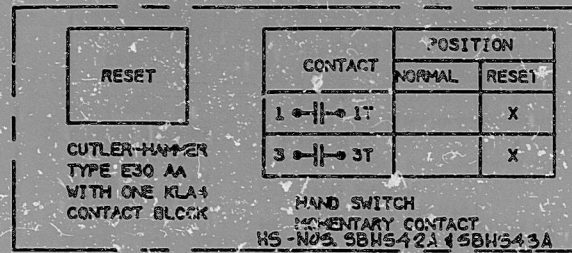


This drawing and the design it covers is the property of the Utilities which are participating in the SNUPPS Project. It is loaned on the borrower's express agreement that it will not be reproduced, copied, loaned, exhibited, or used except in the limited way and private use permitted by written consent given by the SNUPPS Utilities to the borrower.



TI APERTURE CARD

NO.	DATE	REVISIONS	BY	CHKD.	DESIGN	INSTR.	APP'D.
1	11/16/67	REV. SEHS10 CONTACTS	WJH	WJH	WJH	WJH	WJH
2	12/1/67	ADDED SBHS60 & SBHS61	WJH	WJH	WJH	WJH	WJH
3	12/1/67	ISSUED FOR CONST.	WJH	WJH	WJH	WJH	WJH

SCALE: DESIGNER EJD, DRAWN LEC, CHECKED THOR

BECHTEL
GAITHERSBURG, MARYLAND

SNUPPS

SCHEMATIC DIAGRAM
CONTROL BOARD SWITCHES

UTILITY DRAWING NO.	REV.
10466	E-03SB15(Q)
JOB NO.	BECHTEL DRAWING NO.
10466	E-03SB15(Q)

REFERENCE DWGS:
M-767-175
M-767-176
M-767-17C

1. DESIGNATIONS NOT IN () APPLY TO SEP. SP. 1. DESIGNATIONS IN () APPLY TO SEP. GP. 4.

NOTES:
REVIEW LEVEL 2

I certify that the image contained on this frame was made in the normal and regular course of business, on the date stated below and that it is an accurate reproduction of the document(s) submitted to Micrographics.
DATE 11/16/67 OPERATOR [Signature] SUPERVISOR [Signature]

18X

701544

8410040570

PDR RIDS

