



This drawing and its design is subject to the property of the utilities which are participating in the SNUPPS Project. It is loaned to the borrower's agency agreement and it will not be reproduced, copied, loaned, exhibited, or used except in the limited way and under the conditions permitted by the borrower.



ELECTROSWITCH
CAT. NO. 100-99-1
SPRING RETURN TO
NORMAL

SBHS27,28,43,44 & 48 - SEP. GROUP 1
SBHS45,46 & 47 - SEP. GROUP 4


CONTACT HANDLE END	NORMAL	ACTUATE
1	2	X
3	4	X
5	6	X
7	8	X
9	10	X
11	12	X



ELECTROSWITCH
CAT. NO. 100-99-3
SPRING RETURN TO
NORMAL

SEP. GROUP 1

CONTACT HANDLE END	TRIP	NORMAL	AFTER TRIP	AFTER CLOSE	CLOSE
1	2	X			
3	4	X	X	X	
5	6				X
7	8	X			
9	10	X	X		
11	12				X
13	14	X			
15	16	X	X		
17	18				X
19	20	X			
21	22	X	X		
23	24				X
25	26	X	X		



ELECTROSWITCH
CAT. NO. 100-99-2
SPRING RETURN TO
NORMAL

SEP. GROUP 1

CONTACT HANDLE END	TRIP	NORMAL
1	2	X
3	4	X
5	6	X
7	8	X
9	10	X
11	12	X

BARRIER

SBHS45,46 & 47 - SEP. GROUP 1
SBHS27,28,43,44 & 48 - SEP. GROUP 4

13	14	X
15	16	X
17	18	X
19	20	X
21	22	X
23	24	X

BARRIER

SEP. GROUP 4

27	28	X			
29	30	X	X		
31	32				X
33	34	X			
35	36	X	X		
37	38				X
39	40	X			
41	42	X	X		
43	44				X
45	46	X			
47	48	X	X		
49	50				X
51	52	X	X		

BARRIER

SEP. GROUP 4

13	14	X	
15	16	X	
17	18	X	
19	20	X	
21	22	X	
23	24	X	

DESCRIPTION	LOCATION	HS NUMBER
SI ACTUATION	RL001	SBHS27
SI ACTUATION	RL001	SBHS28
SPRAY ACT. CTMT. ISO. PH-E	RL018	SBHS46
SPRAY ACT. CTMT. ISO. PH-B	RL018	SBHS43
SPRAY ACT. CTMT. ISO. PH-B	RL018	SBHS44
SPRAY ACT. CTMT. ISO. PH-B	RL018	SBHS45
CTMT. ISO. PH-A	RL018	SBHS47
CTMT. ISO. PH-A	RL018	SBHS48

DESCRIPTION	LOCATION	HS NUMBER
REACTOR TRIP (TRIP/CLOSE)	RL003	SBHS1

DESCRIPTION	LOCATION	HS NUMBER
REACTOR TRIP	RL006	SBHS42

TI
APERTURE
CARD

1. REFER WESTINGHOUSE DWG. BECTEL. V.P.
NOS. M-767-115,116,161 & M-766-548.

NOTES:

△							
△							
△	REV'D. HS DIV. 4 TAB. 55	REV'D. HS DIV. 4 TAB. 55	REV'D. HS DIV. 4 TAB. 55	REV'D. HS DIV. 4 TAB. 55	REV'D. HS DIV. 4 TAB. 55	REV'D. HS DIV. 4 TAB. 55	REV'D. HS DIV. 4 TAB. 55
△	ISSUED FOR CONSTRUCTION	ISSUED FOR CONSTRUCTION	ISSUED FOR CONSTRUCTION	ISSUED FOR CONSTRUCTION	ISSUED FOR CONSTRUCTION	ISSUED FOR CONSTRUCTION	ISSUED FOR CONSTRUCTION
No.	DATE	REVISIONS	BY	CHK	DESIGN	DATE	PROJ. ENGR.
SCALE	DESIGNED RSP	DRAWN RIF	CHIEF ENGR.				
BECTEL GAITHERSBURG, MARYLAND							
SNUPPS							
SCHEMATIC DIAGRAM SWITCH DEVELOPMENTS							
				UTILITY DRAWING NO.	REV		
				JOB NO.	BECTEL DRAWING NO.	REV	
				10466	E-03SB14 (Q)	1	
DRAWING APPLICABLE TO UNITS							

REVIEW LEVEL 2

SUPERVISOR *[Signature]* DEC 77 CAMERA OPERATOR *[Signature]*

DTA 5LE

8410040568

PDR RIDS

