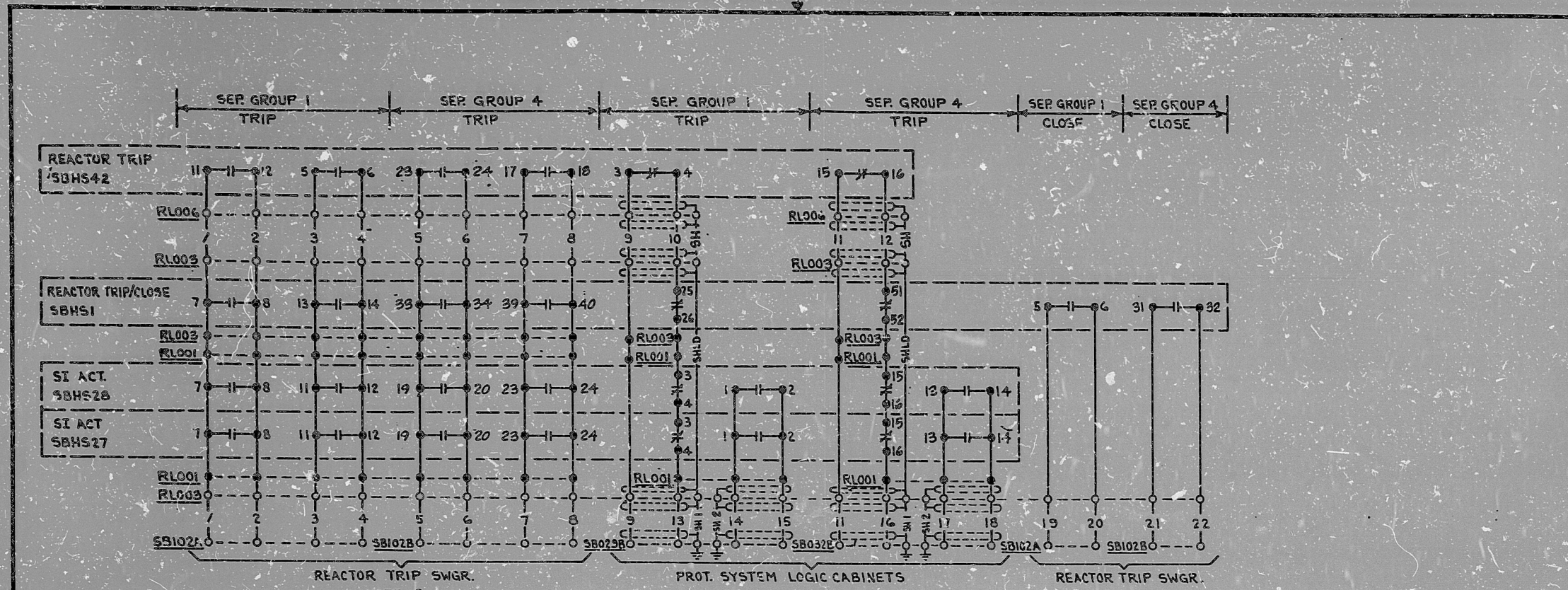


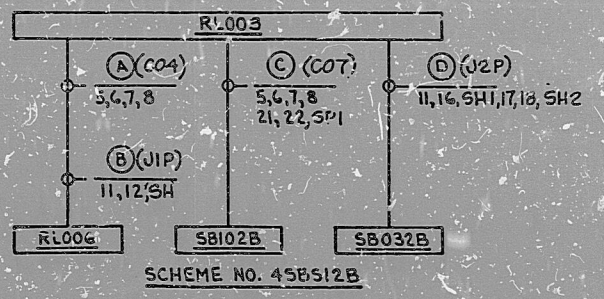
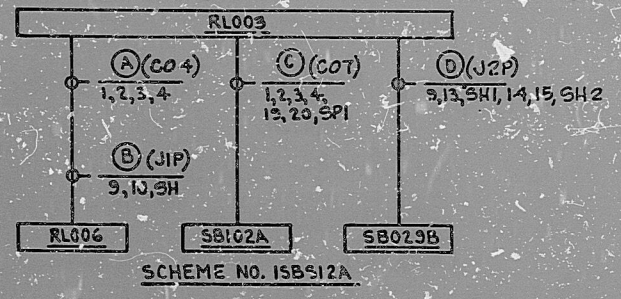
This drawing and the design it covers is the property of the Utilities which are participating in the SNUPPS Project. It is loaned on the borrower's express agreement that it will not be reproduced, copied, loaned, exhibited, or used except in the limited way and private use permitted by written consent given by the SNUPPS Utilities to the borrower.



REACTOR TRIP SWGR. NOTE 3
 PROT. SYSTEM LOGIC CABINETS
 REACTOR TRIP SWGR.

TI
 APERTURE
 CARD

- NOTES:
- REFER WESTINGHOUSE DWGS. BECHTEL V.P. NOS. M-767-161, 176 & M-766-548.
 - REFER TO SCHEMATIC E-03SB14 FOR SWITCH DEVELOPMENTS.
 - FOR REACTOR TRIP AND BYPASS BREAKER INDICATION, SEE DWG. E-03SB10(Q).



NO.	DATE	REVISIONS	BY	CHKD	REVISIONS	BY	CHKD
1		INCORP. DCNS E-03SB12A-22-011, 028					
2		ADDED NOTE 3					
3		REVISED BLOCK DIAGRAM SCHEMATIC ISSUES FOR CONSTRUCTION					

BECHTEL GAITHERSBURG, MARYLAND	
SNUPPS	
SCHEMATIC DIAGRAM REACTOR TRIP & SAFETY INJECTION SWITCHES	
UTILITY DRAWING NO.	REV.
JOB NO. 10468	BECHTEL DRAWING NO. E-03SB12A(Q) 3
DRAWING APPLICABLE TO UNITS	

REVIEW LEVEL 2

I certify that the image contained on this frame was made in the normal and regular course of business, on the date stated below and that it is an accurate reproduction of the document(s) submitted to Micrographics.
 DATE 3/26/74 OPERATOR Mark Leonard

3401E

8410040561

PDR RIDS

