


This drawing and the design it covers is the property of the utilities which are participating in the SNUPPS Project. It is loaned to the borrower's express agreement that it will not be reproduced, copied, imaged, exhibited, or used except in the limited way and for the limited use permitted by the SNUPPS Utilites to the borrower.



OPEN	3L	RL
CLOSE	3L	RL

CONTACT	POSITION		
1-11-1T	X	X	
3-11-2T			X
2-11-2B	X		X
4-11-4B		X	

CUTLER-HAMMER TYPE E30 JY2 WITH TWO KLA-3 CONTACT BLOCKS

HAND INDICATING SWITCH HIS-SEE TABLE A MOMENTARY CONTACT

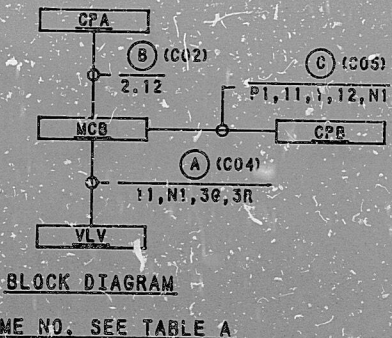


DEVICE 33- POSITION SWITCHES				
CLOSED POS.	CONTACT	VALVE POSITION		FUNCTION
		CLOSED	OPEN	
1-11-1	aa			RED LIGHT
	bb			COMPUTER
	cc			SPARE
	dd			NOTE 3
2-11-2	aa			SPARE
	bb			GREEN LIGHT
	cc			SPARE
	dd			SPARE

SOLID BAR INDICATES CONTACT CLOSED
 POSITION SW. ZS NO. SEE TABLES A & B
 NAMCO TYPE EA170

REFERENCE DWGS:
 M-02BM01
 J-02BM04
 J-601A-124

POSITION SW. NO.	BMZ51A	BMZ52A	BMZ53A	BMZ54A
COMPUTER REF DWG	J-106-0115	J-106-0115	J-106-0115	J-106-0115
COMPUTER POINT	BMZ1	BMZ2	BMZ3	BMZ4
COMPUTER LOC-PC	RJ160A	RJ160A	RJ160A	RJ160A
VALVE NO.-VLV	BMHV1	BMHV2	BMHV3	BMHV4
COMPUTER SCHEME NO	4BMK06A	4BMK06B	4BMK06C	4BMK06D

SG3S1S (AFS) RELAY NO	K123	K133	K136	K139
CONTACT NO.	1, 2	11, 12	1, 2	11, 12
CONT. PNL. A LOC-CPA	3A036B	3A036B	3A036B	3A036B
HIS NUMBER	BMH191A	BMH192A	BMH193A	BMH194A
POSITION SW. NO	BMZ51A	BMZ52A	BMZ53A	BMZ54A
SOLENOID VALVE NO.	BMHY1A	BMHY2A	BMHY3A	BMHY4A
AUX RELAY NO. (AR)	3XBW9	3XBW10	3XBW11	3XBW12
CONT. PNL. B LOC-CPB	RP210	RP210	RP210	RP210
HIS LOCATION-MCB	RL024	RL024	RL024	RL024
VALVE NO.-VLV	BMHV1	BMHV2	BMHV3	BMHV4
SCHEME NO.	4BMK06A	4BMK06B	4BMK06C	4BMK06D



- TO STATUS PANEL, SEE DWG. E-03A423.
- CONTACT OPENS ON STEAM GEN. BLOWDOWN/SAMPLE ISOLATION SIGNAL. FOR RELAY CONTACT NOS. SEE TABLE A. FOR DETAILS SEE BECHTEL V.P. NO. J-104-0042
- VALVE FAILS CLOSED
- DELETED
- FOR STATUS PANEL CABLE PULL, SEE DWG. E-03SA16.
- VALVE TERM BOX BY A/E.
- CABLES 4BMK06A, 4BMK06C AND 4BMK06D HAVE PREFIX "1" FOR WOLF CREEK AND "2" FOR CALLAWAY.

NOTES:

REV	DATE	BY	CHKD	APP'D
1	10/1/77

BECHTEL
 SAITHERSBURG, MARYLAND
 SNUPPS
 SCHEMATIC DIAGRAM
 STEAM GEN BLOWDOWN TO BLOWDOWN
 FLASH TANK ISOLATION VALVES

WELLET	DATE	REV

JOB NO	DRAWING NO.	REV
10400	E-03BM06A (0)	4

REVIEW LEVEL 3

I certify that the image contained on this frame was made in the normal and regular course of business, on the data stated below and that it is an accurate reproduction of the document(s) submitted to Micrographics.
 DATE 6/2/78 OPERATOR Mark Stewart SUPERVISOR Adam Dwyer

PDR RIDS

8410040479

