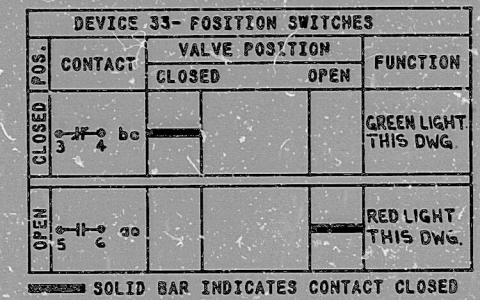
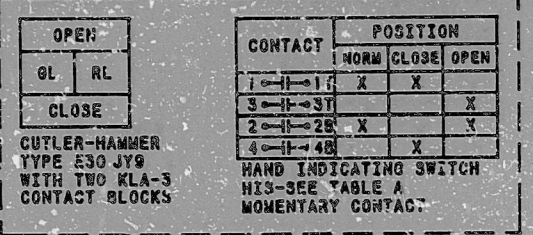
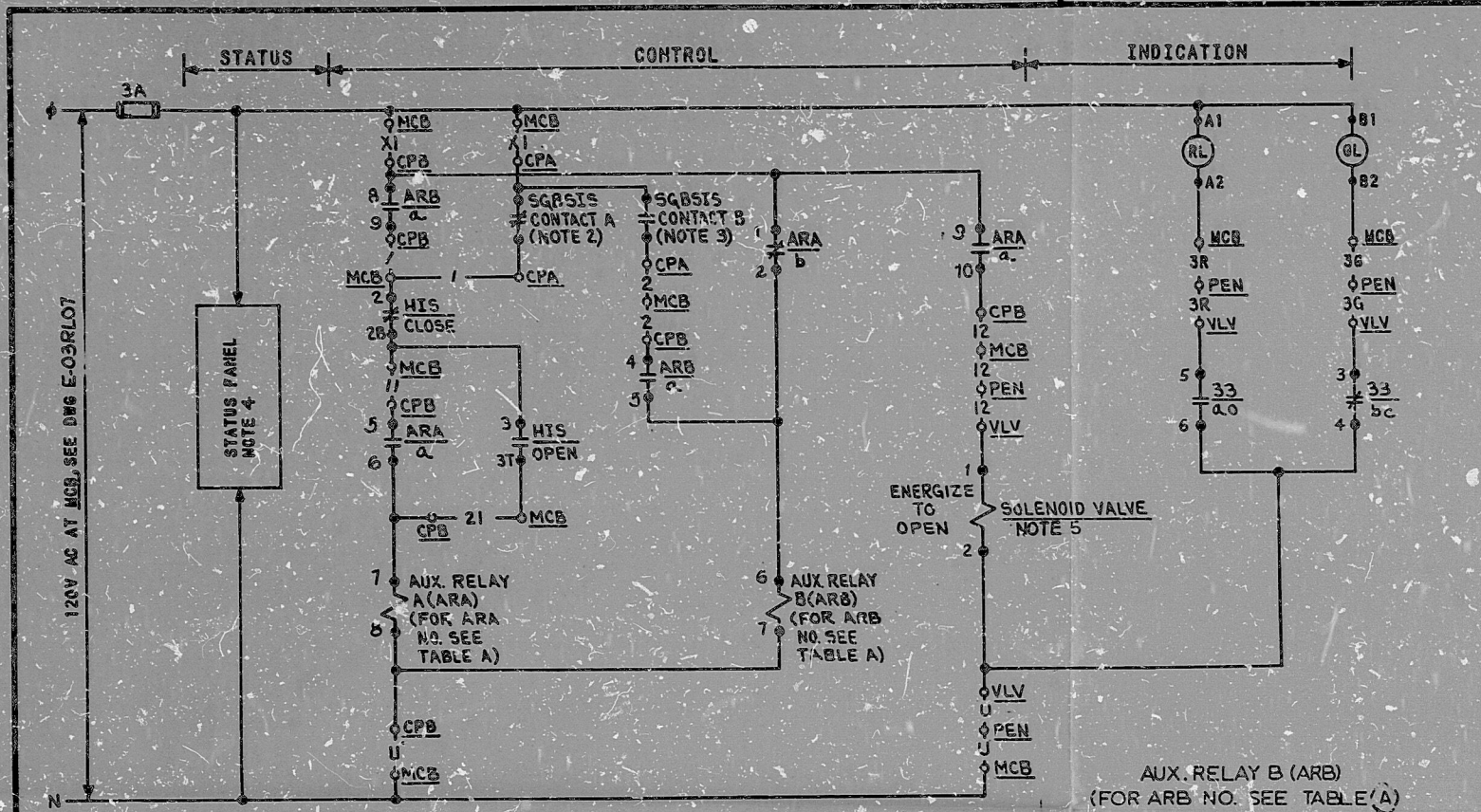


This drawing and the design it covers is the property of the Utilites which are participating in the SNUPPS Project. It is loaned on the borrower's express agreement that it will not be reproduced, copied, loaned, exhibited, or used except in the limited way and private use permitted by written consent given by the SNUPPS Utilites to the borrower.



REFERENCE DWGS:
M-02BM01
J-02BM01

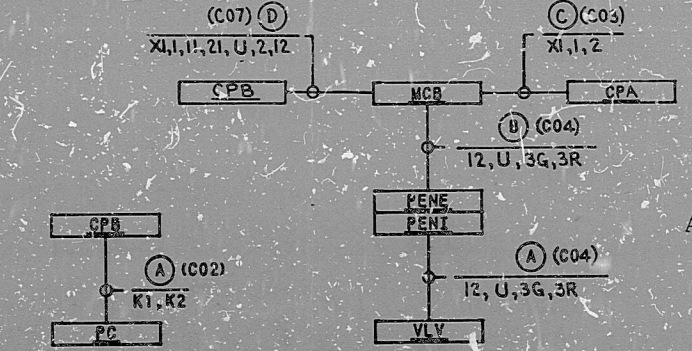
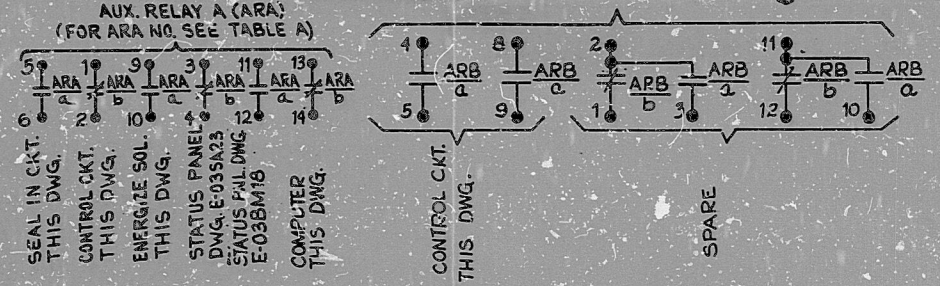
- SOLENOID COIL IS D.C. OPERATED VIA A VENDOR SUPPLIED RECTIFIER AND ZENER DIODE CIRCUIT. SEE BECHTEL V.P. NO. J-403A-0074.
- FOR STATUS PANEL CABLE PULL, SEE DWG. E-035A16.
- CONTACT CLOSURES ON STEAM GEN. BLOWDOWN/SAMPLE ISOLATION SIGNAL (AFAS). FOR RELAY & CONTACT NOS. SEE TABLE A. FOR DETAILS SEE BECHTEL V.P. NO. J-104-0042.
- CONTACT OPENS ON STEAM GEN. BLOWDOWN/SAMPLE ISOLATION SIGNAL (AFAS). FOR RELAY & CONTACT NOS. SEE TABLE A. FOR DETAILS SEE BECHTEL V.P. NO. J-104-0042.
- VALVE FAILS CLOSED.

TABLE B

COMPUTER REF DWG BECHTEL V.P. NO.	J-106-0115	J-106-0115	J-106-0115	J-106-0115
COMPUTER POINT	BMZ35	BMZ36	BMZ37	BMZ38
COMPUTER LOC-PC	RJ160A	RJ160A	RJ160A	RJ160A
AUX. RELAY A NO. (ARA)	3XBW5	3XBW6	3XBW7	3XBW8
CONT. PNL. B LOC-CPB	RP210	RP210	RP210	RP210
COMPUTER SCHEME NO.	4BMR02A	4BMR02B	4BMR02C	4BMR02D

TABLE A

SGBSIS(AFAS) RELAY NO.	K124	K134	K137	K140
CONTACT A NO.	11,12	1,2	11,12	1,2
CONTACT B NO.	10,11	2,3	10,11	2,3
PENETRATION NO. - PEN	ZSE233	ZSE233	ZSE233	ZSE233
AUX. RELAY B NO. (ARB)	3XBW3B	3XBW3B	3XBW40	3XBW41
AUX. RELAY A NO. (ARA)	3XBW5	3XBW6	3XBW7	3XBW8
CONTROL PNL. B LOC-CPB	PP210	RP210	RP210	RP210
CONTROL PNL. A LOC-CPA	SA036B	SA036B	SA036B	SA036B
HIS NUMBER	BMHIS35	BMHIS36	BMHIS37	BMHIS38
HIS LOCATION - MCB	RL024	RL024	RL024	RL024
VALVE NO. - VLV	BMHV35	BMHV36	BMHV37	BMHV38
SCHEME NO.	4BMY02A	4BMY02B	4BMY02C	4BMY02D



SCHEME NO. SEE TABLE B

REVIEW LEVEL 3

NOTES:

NO.	DATE	REVISIONS	BY	CHECKED	DATE	BY
1	7/13/78	REV'D NOTES 2 & 3
2	9/10/78	ADD REF DWG. CONT. RELAY...
3	7/13/78	REV'D NOTE 1 REF FOR...
4	7/13/78	REV'D NOTE 2 REF FOR...

BECHTEL
GAITHERSBURG, MARYLAND
SNUPPS
SCHEMATIC DIAGRAM
STEAM GENERATOR LOWER BLOWDOWN
SAMPLE VALVES

NO.	DATE	REVISIONS	BY	CHECKED	DATE	BY
1	1948	E-038402 (0)

I certify that the image contained on this frame was made in the normal and regular course of business, on the date stated below and that it is an accurate reproduction of the document(s) submitted to Micrographix.
DATE: 6/23/83 OPERATOR: M. B. ... SUPERVISOR: ...

8410040476

PDR RIDS

