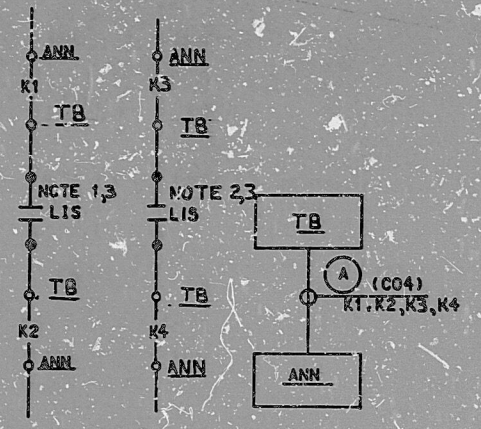


This drawing and the design it covers is the property of the utilities which are participating in the SNUPPS Project. It is loaned on the borrower's express agreement that it will not be reproduced, copied, loaned, exhibited, or used except in the limited way and private use permitted by written consent given by the SNUPPS Utilities to the Borrower.

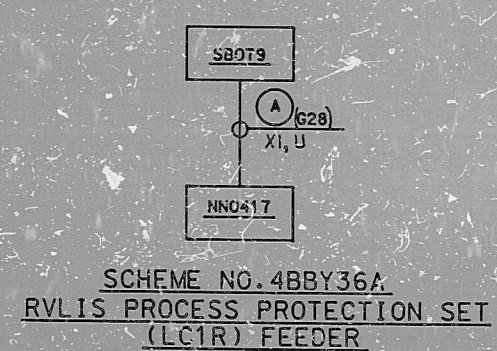
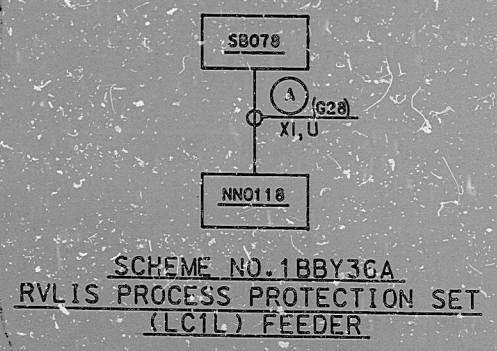


SCHEME & BLOCK DIAGRAM
SEE TABLE A

TABLE A

SCHEME NO.	HYDRAULIC ISOL. LIS NO.	ANNUNCIATOR ANN.	ALARM NO.	BECHTEL V.P.NO.	TERM BOX NO. TB
58BR36A	88LIS1311	RK045C1	BBX AHL1311	J-108-0214	TB13409
58BR36B	88LIS1312	RK045C1	BBX AHL1311	J-108-0214	TB13409
68BR36A	88LIS1321	RK045C4	BBX AHL1321	J-108-0214	TB13302
68BR36B	88LIS1322	RK045C4	BBX AHL1321	J-108-0214	TB13302

RVLIS, HYDRAULIC ISOLATOR ALARMS.



DCP CS-4

REFERENCE DWGS:
M-028804

NOTES:

- CONTACT OPENS ON LOW ΔP.
- CONTACT OPENS ON HIGH ΔP.
- VENDOR SUPPLIED PIGTAIL 8 FT. LENGTH.

TI
APERTURE
CARD

NO.	DATE	REVISIONS	BY	CHK	APP'D	SCALE
1		ADDED TERM. BOX NO. IN TABLE A	BD	JH		
2		REVISED TABLE A				
3		ISSUED FOR CONSTR. UNDER DCP-CS-4				

SCALE	DESIGNED T.J.	DRAWN C.A.D.	CHECKED
BECHTEL			
GAITHERSBURG, MARYLAND			
SNUPPS			
SCHEMATIC DIAGRAM			
RVLIS INSTRUMENTATION			
		UTILITY DRAWING NO.	REV
		BECHTEL DRAWING NO.	REV
		10466	E-03BB36(Q) 2

REVIEW LEVEL 3

I certify that the image contained on this frame was made in the normal and regular course of business, on the date stated below and that it is an accurate reproduction of the document(s) submitted to Micrographics.
DATE 7/13/92 OPERATOR Mark Bergman SUPERVISOR [Signature]

16 X

8410040390

PDR RIDS

