

This drawing and the design it covers is the property of the utilities which are participating in the SNUPPS Project. It is loaned to the borrower's attention and it will not be reproduced, copied, leased, exhibited, or used except in the limited way and private use permitted by written consent given by the SNUPPS utilities to the borrower.

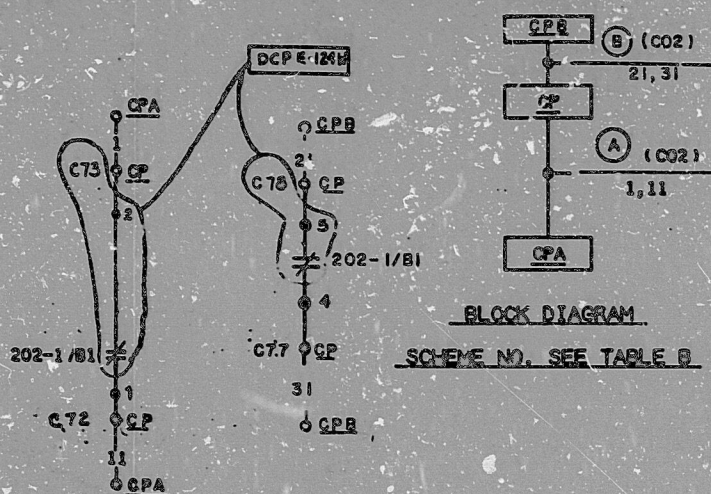
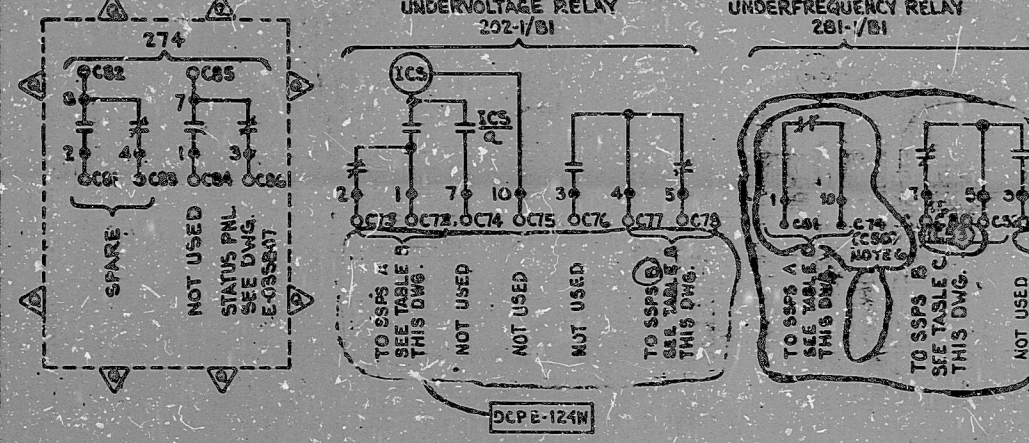



TABLE B

MOT. NO.	DPB801A	DPB801B	DPB801C	DPB801D
SSPS B LOC. - CPB	SB032A	SB032A	SB032A	SB032A
CUB FT LOC. - CP	PA03	PA04	PA05	PA06
SSPS A LOC. - CPA	SB029A	SB029A	SB029A	SB029A
SCHEME NO.	1B8S27A	3B8S27B	2B8S27C	4B8S27D
UNDERVOLT. FOR SSPS	RCPA	RCPB	RCPC	RCPD

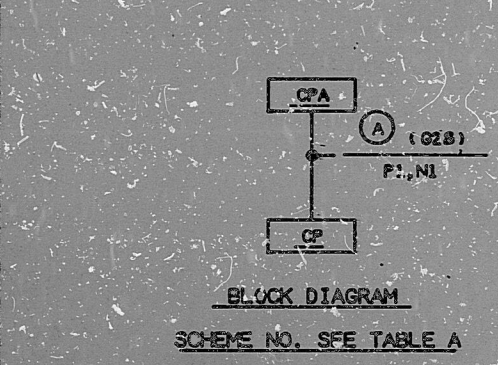


TABLE A

MOT. NO.	DPB801A	DPB801B	DPB801C	DPB801D
SSPS B LOC. - CPB	SB032A	SB032A	SB032A	SB032A
CUB FT LOC. - CP	PA03	PA04	PA05	PA06
SSPS A LOC. - CPA	SB029A	SB029A	SB029A	SB029A
SCHEME NO.	1B8S27A	3B8S27B	2B8S27C	4B8S27D
RCP UNDERVOLTAGE & UNDERFREQUENCY	RCPA	RCPB	RCPC	RCPD

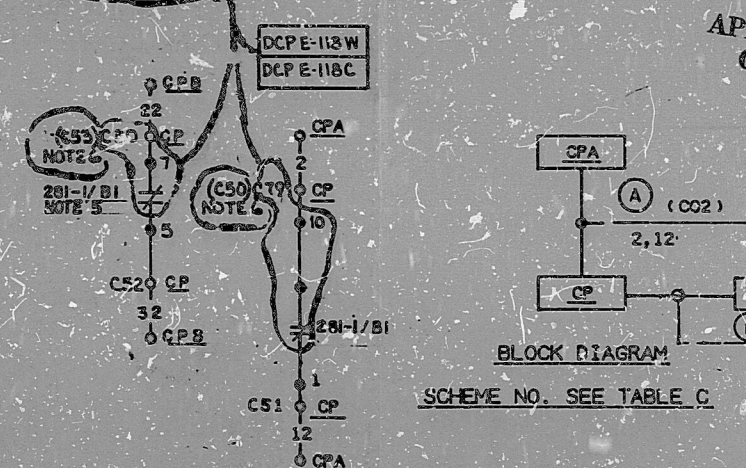


TABLE C

MOT. NO.	DPB801A	DPB801B	DPB801C	DPB801D
SSPS B LOC. - CPB	SB032A	SB032A	SB032A	SB032A
CUB FT LOC. - CP	PA03	PA04	PA05	PA06
SSPS A LOC. - CPA	SB029A	SB029A	SB029A	SB029A
SCHEME NO.	1B8S27A	3B8S27B	2B8S27C	4B8S27D
UNDERVOLT. FOR SSPS	RCPA	RCPB	RCPC	RCPD

1. FOR REFERENCE DWG. SEE G. 5. DWG., BECHTEL V. P. NO. E-009-250 & 255.
2. ICS/4 CONTACT PREWIRED (IN PARALLEL WITH 281-1/BI CONTACT) IS NOT USED. FIELD TO DISC. ICS/4 CONTACT BY UNSCREWING HOLDING SCREWS.
3. REFER TO E-03PA02 & E-03PA03 FOR 3-LINE REPRESENTATION.
4. FOR PTC/CURVE HEATER CIRCUITS REFER TO E-03BB29.
5. FOR CONTACT DEVELOPMENT SEE D.M. E-03PA02.
6. TERMINAL NUMBERS IN PARENTHESIS ARE APPLICABLE TO CALLAWAY ONLY.

TI
APERTURE
CARD

NOTES:

7/24	REV'D U/F RELAY CONT. DEV TO INC. DCP. E-03BB27 (C) 4-P.A. & E-03BB27 (D) 2-COILS	[Signature]	[Signature]
9/14	ADDED NOTE 5	[Signature]	[Signature]
1/21	REV'D U/F CONT. INPUT TO SSPS TO INC. DCP'S E-113W & E-113C. REV'D C/N CONT. INPUT TO SSPS TO INC. E-113W & E-113C.	[Signature]	[Signature]
4/27	ISSUED FOR CONST.	[Signature]	[Signature]

DATE	REVISION	BY	CHKD	APP'D	REASON

BECHTEL
 GAITHERSBURG, MARYLAND
SNUPPS

SCHEMATIC DIAGRAM
 REACTOR COOLANT PUMP MOTORS
 UNDERVOLTAGE & UNDERFREQUENCY MONITORS

UTILITY DRAWING NO.	REV.

JOB NO.	BECHTEL DRAWING NO.	REV.
10488	E-03BB27 (C)	5

DRAWING APPLICABLE TO UNITS: [] [] [] [] [] [] [] [] [] []

I hereby certify that the information contained on this drawing was made in the normal and regular course of business, on the date stated below and that it is an accurate reproduction of the document(s) submitted to Micrographics.

8410040363

PDR RIDS

