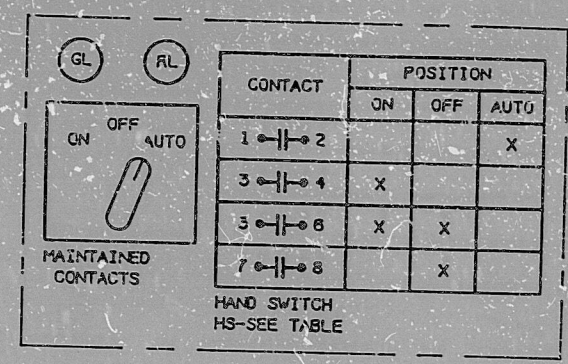
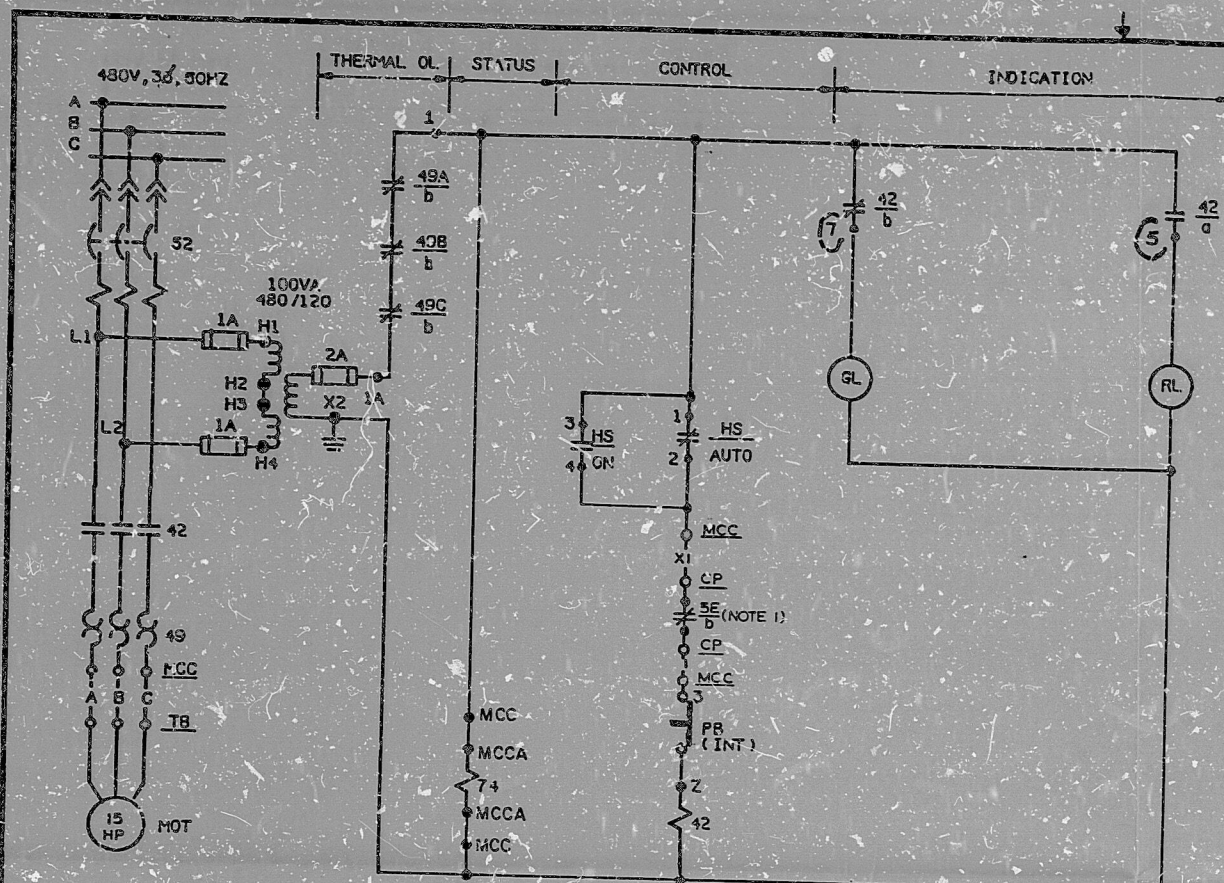
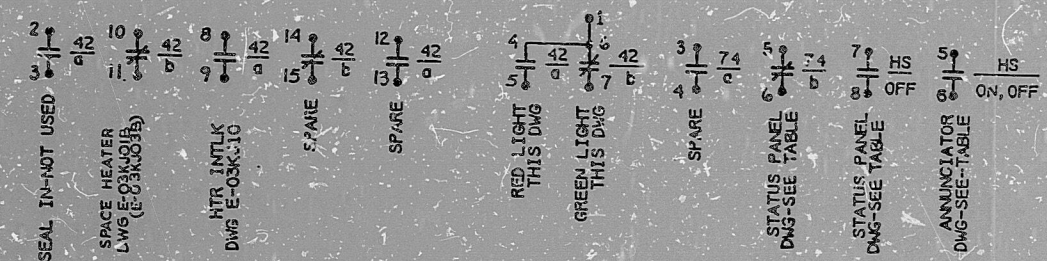


This drawing and the design it covers is the property of the Utilities which are participating in the SNUPPS Project. It is loaned to the borrower's express agreement that it will not be reproduced, copied, loaned, exhibited, or used except in the limited way and private use permitted by written consent given by the SNUPPS Utilities to the borrower.

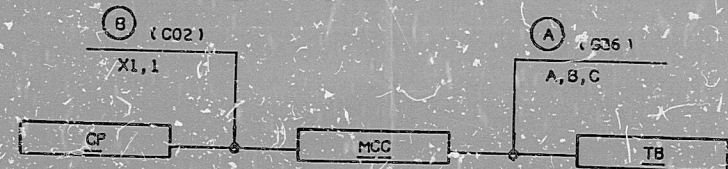


REFERENCE DWG:  
V.P. NO. M-018-0112  
10466-E-03KJ01B  
10466-E-03KJ03B  
10466-E-03KJ01A  
10466-E-03KJ03A



NOTES:  
1. 5E CONTACT OPENS ON D/G EMERGENCY SHUTDOWN. SEE DWG E-03KJ01A, E-03KJ03A.

HS ANNUNCIATOR DWG	E-03KJ02	E-03KJ04
74/b STATUS PNL DWG	E-03KJ02	E-03KJ04
HS STATUS PNL DWG	E-03KJ02	E-03KJ04
HS NUMBER	KJHS83	KJHS183
MCCA LOCATION	NG03DDF1	NG04DDF1
MCC LOCATION	NG03DDF1	NG04DDF1
CP LOCATION	KJ121	KJ122
TB LOCATION	TVKJ07	TVKJ08
MOT NUMBER	DPKJ03A	DPKJ03B
DIESEL GENERATOR	KKJ01A	KKJ01B
SCHEME NO.	IKJG11A	4KJG11A



BLOCK DIAGRAM  
SCHEME NO. SEE TABLE

TI APERTURE CARD

REVIEW LEVEL 1

NO.	DATE	REVISIONS	BY	CHKD	DESIGN	ENGR'S	FRM	DATE
1		ISSUED FOR CONSTRUCTION						
2		REVISED TO REFLECT LATEST LEADER INFORMATION						
3		REVISED TO REFLECT LATEST LEADER INFORMATION						
4		ISSUED FOR CONSTRUCTION						

SCALE: DESIGNED DRC, DCARD CAD, CHECK EPCR

BECHTEL  
GAINERSBURG, MARYLAND

SNUPPS

SCHEMATIC DIAGRAM  
LUBE OIL / KEEP WARM PUMP

UTILITY DRAWING NO.	REV

JOB NO.	BECHTEL DRAWING NO.	REV
10466	E-03KJ11(Q)	2

DRAWING APPLICABLE TO UNITS: 1 2 3 4 5 6 7 8

I certify that the image contained on this frame was made in the normal and regular course of business, on the date stated below and that it is an accurate reproduction of the document(s) submitted to Micrographics.  
DATE: 1/23 OPERATOR: Mark Parnell SUPERVISOR: [Signature]



8410040276

PDR RIDS

