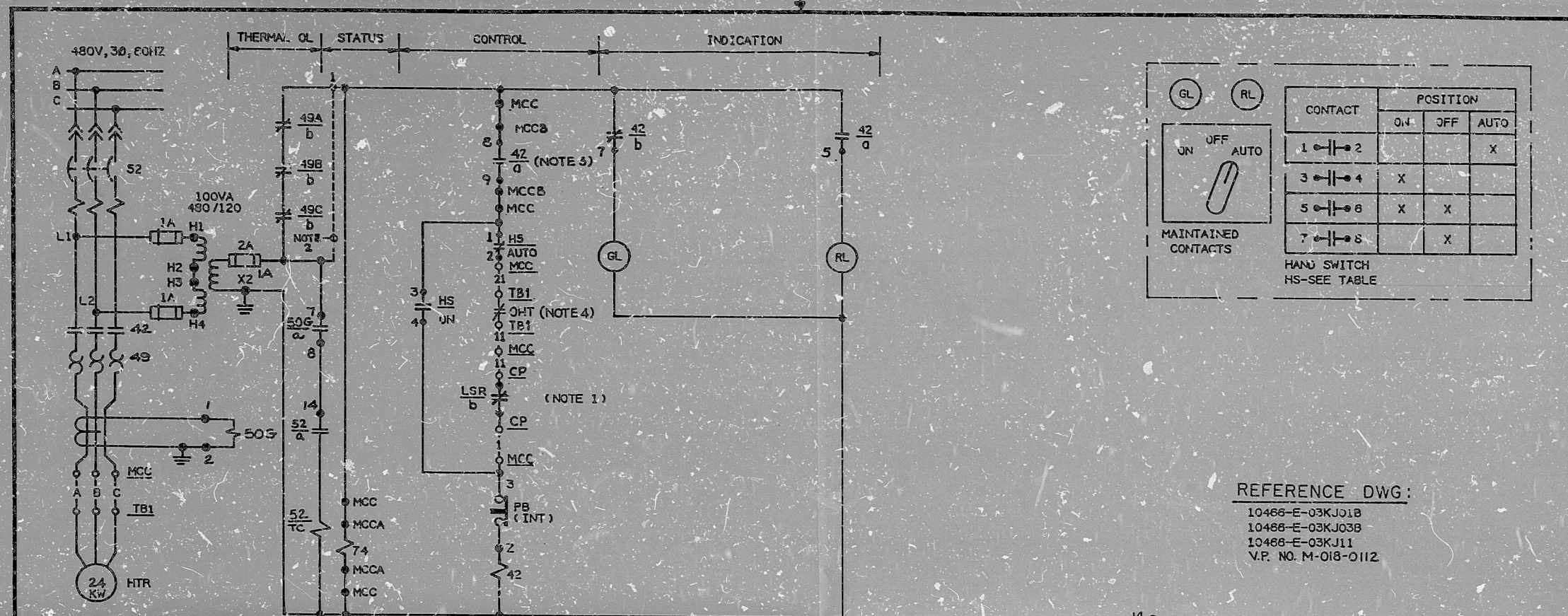


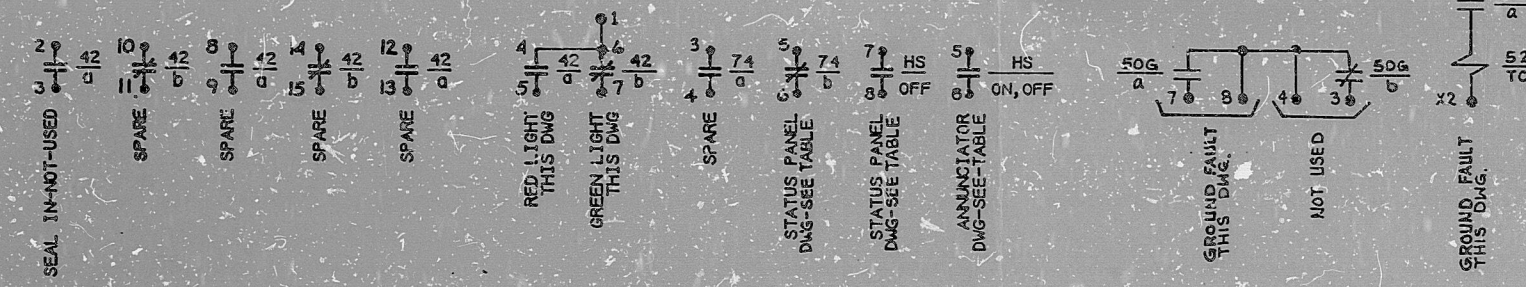
This drawing and the design it covers is the property of the Utilities which are participating in the SNUPPS Project. It is loaned on the borrower's express agreement that it will not be reproduced, copied, loaned, exhibited, or used except in the limited way and private use permitted by written consent given by the SNUPPS Utilities to the borrower.



CONTACT	POSITION		
	ON	OFF	AUTO
1-2			X
3-4	X		
5-6	X	X	
7-8		X	

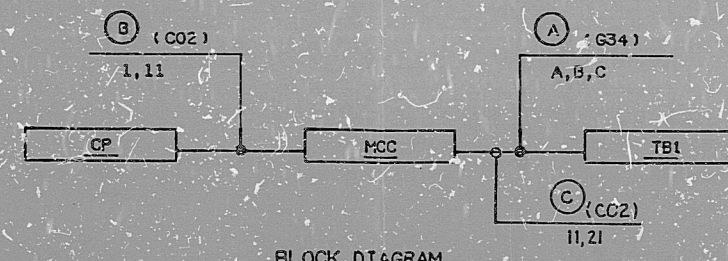
MAINTAINED CONTACTS
HAND SWITCH HS-SEE TABLE

REFERENCE DWG:
10466-E-03KJ01B
10466-E-03KJ03B
10466-E-03KJ11
V.P. NO. M-018-0112



- NOTES:
1. LSR CONTACT CLOSING WHEN DIESEL RUNS. SEE DWG E-03KJ01A, E-04KJ03A.
 2. JUMPER TO BE INSTALLED BY FIELD.
 3. CONTACT CLOSING WHEN LUBE OIL FILTER PUMP RUNS. SEE DWG E-03KJ11.
 4. OHT CONTACT OPENS ON HIGH LUBE OIL TEMPERATURE.

OHT NUMBER	KJTS39	KJTS139
HS ANNUNCIATOR DWG	E-03KJ02	E-03KJ04
74/b STATUS DWG	E-03KJ02	E-03KJ04
HS STATUS DWG	E-03KJ02	E-03KJ04
HS NUMBER	KJHS82	KJHS182
MCCB LOCATION	NG03DDF1	NG04DDF1
MCCA LOCATION	NG03DCF1	NG04DCF1
MCC LOCATION	NG03DEF3	NG04DEF3
CP LOCATION	KJ121	KJ122
TB1 LOCATION	TVKJ07	TVKJ08
HTR NUMBER	EKJ02A	EKJ02B
DIESEL GENERATOR	KKJ01A	KKJ01B
SCHEME NO.	1KJG10A	4KJG10A



BLOCK DIAGRAM
SCHEME NO. -SEE TABLE

TI
APERTURE
CARD

NO.	DATE	REVISIONS	BY	CHK	DESIGN	DRAWN	CHECKED	DATE
1		ISSUED FOR CONSTRUCTION						

SCALE: DESIGNED DAC, DRAWN CAD, CHECKED []

BECHTEL
GAITHERSBURG, MARYLAND

SNUPPS

SCHEMATIC DIAGRAM
STANDBY LUBE OIL HEATER

UTILITY DRAWING NO.	REV.

JOB NO.	BECHTEL DRAWING NO.	REV.
10466	E-03KJ10 (Q)	3

DRAWING APPLICABLE TO UNITS: 1 2 3 4 5 6 7 8

REVIEW LEVEL 1

I certify that the image contained on this frame was made in the normal and regular course of business, on the date stated below and that it is an accurate reproduction of the document(s) mentioned in Micrographics.
DATE 7/13/83 OPERATOR Mark [] SUPERVISOR []

16X

8410040270

PDR RIDS

