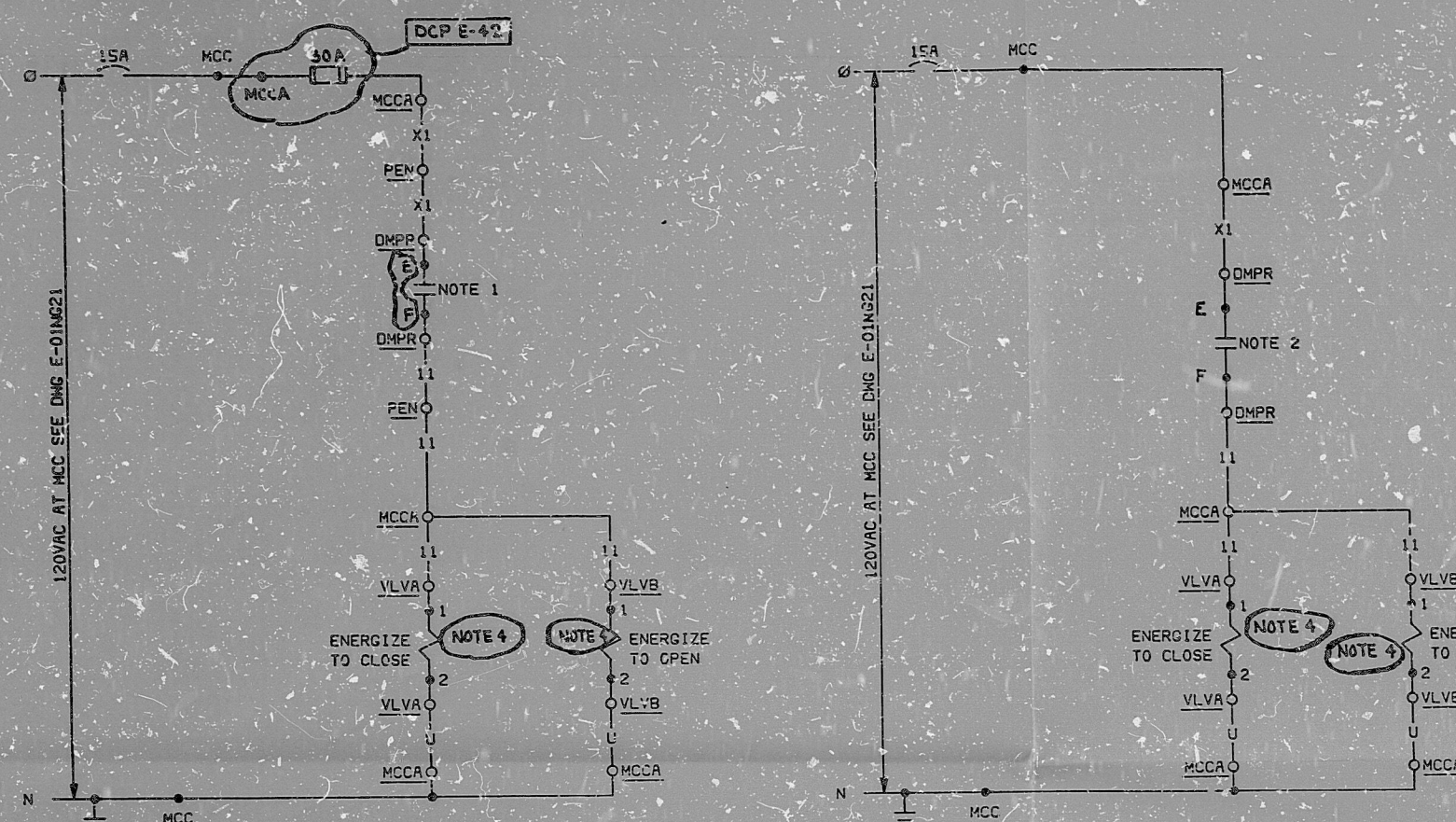


This drawing and the design it covers is the property of the Utilities which are participating in the SNUPPS Project. It is loaned on the borrower's express agreement that it will not be reproduced, copied, leased, exhibited, or used except in the limited way and private use permitted by written consent given by the SNUPPS Utilities of the borrower.



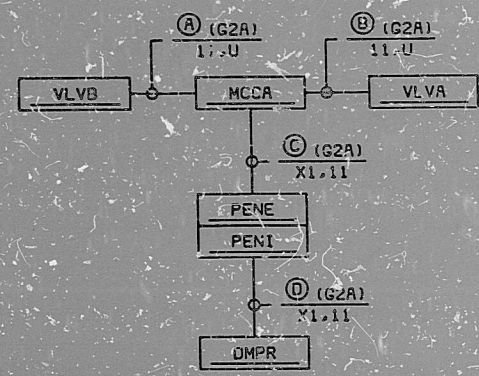
DEVICE 33		POSITION SWITCH		FUNCTION
POS	CONTACT	CLOSED	OPEN	
CLOSED	3-4 bc	<input checked="" type="checkbox"/>	<input type="checkbox"/>	COMPUTER
OPEN	5-6 ao	<input type="checkbox"/>	<input checked="" type="checkbox"/>	SPACE

SOLID BAR INDICATES CONTACT CLOSED

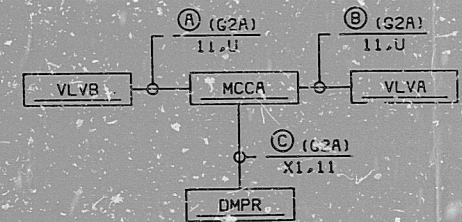
REFERENCE DWGS:
 M-02GT01
 J-603A-0036
 J-603A-0038
 J-02GT09

4. SOLENOID COIL IS DC OPERATED VIA A VENDOR SUPPLIED RECTIFIER AND ZENER DIODE CIRCUIT. SEE BECHTEL V.P. J-603A-36 & 38.

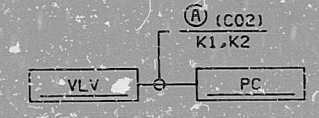
- 3. VALVES SHOWN IN NORMAL POSITION (DE-ENERGIZED).
- 2. CONTACT CLOSURES WHEN DAMPER GTHZ9 IS FULL OPEN. REFER DWG. E-03GT04(Q) SCHEME 1GK04D.
- 1. CONTACT CLOSURES WHEN DAMPER GTHZ8 IS FULL OPEN. REFER DWG. E-03GT03(Q) SCHEME 4GK03D.



BLOCK DIAGRAM
SCHEME NO SEE TABLE A



BLOCK DIAGRAM
SCHEME NO SEE TABLE B



BLOCK DIAGRAM
SCHEME NO SEE TABLE C

TABLE A

MCC LOC - MCC	NG02BAR131
MCC LOC - MCCA	NG02BCR4
PENETRATION LOC - PEN	ZSE234
VALVE LOC - VLVA	GTRV33A
VALVE LOC - VLVB	GTRV33B
DMPR LOC - DMPR	GTHZ8
SCHEME NO	4GTY13A

TABLE B

MCC LOC - MCC	NG01BAR127
MCC LOC - MCCA	NG01GERJ
VALVE LOC - VLVA	GTRV22A
VALVE LOC - VLVB	GTRV22B
DMPR LOC - DMPR	GTHZ9
SCHEME NO	1GTY13B

TABLE C

COMPUTER REF DWG	J-106-0115	J-106-0115	J-106-0115	J-106-0115
BECHTEL V.P. NO	GT222A	GT233A	GT233B	GT233B
COMPUTER PT	RJ159A	RJ159A	RJ160A	RJ160A
COMP LOC - PC	GTRV22A	GTRV22B	GTRV33A	GTRV33B
VALVE LOC - VLVA	1GTR13A	1GTR13B	4GTR13C	4GTR13D
SCHEME NO				

NOTES:

5/8/79	ADDED 30A FUSE TO MCC	ADD	ADD	ADD	ADD	ADD	ADD	ADD	ADD
5/8/79	SCHEMATIC REV'D DMPR CONTACT NO. PER REV'D 03-E. ADDED	ADD	ADD	ADD	ADD	ADD	ADD	ADD	ADD
5/8/79	REVISED CONTACT NO. 11.U	ADD	ADD	ADD	ADD	ADD	ADD	ADD	ADD
5/8/79	REV'D KSF. DWG.	ADD	ADD	ADD	ADD	ADD	ADD	ADD	ADD
5/8/79	ISSUED FOR CONSTRUCTION	ADD	ADD	ADD	ADD	ADD	ADD	ADD	ADD

TI
APERTURE
CARD

BECHTEL
 GAITHERSBURG, MARYLAND
 SNUPPS
 SCHEMATIC DIAGRAM
 CONTAINMENT PURGE EXHAUST
 SAMPLING VALVES

SCALE	DESIGNED	EMB	DRAWN	CHECKED	DATE

JOB NO.	10498	BECHTEL DRAWING NO.	E-03GT13(Q)	REV.	3
---------	-------	---------------------	-------------	------	---

REVIEW LEVEL 3

I certify that the image contained on this frame was made in the normal and regular course of business, on the date stated below and that it is an accurate reproduction of the document(s) submitted to Micrographics.
 DATE 5/12/79 OPERATOR Mark Thomas SUPERVISOR [Signature]

841004/0118

PDR RIDS

