

John K. Wood
Vice President - Nuclear

419-249-2300
Fax: 419-321-8337

Docket Number 50-346

License Number NPF-3

Serial Number 2556

October 27, 1998

United States Nuclear Regulatory Commission
Document Control Desk
Washington, D. C. 20555-0001

Subject: Supplemental Information Regarding License Amendment Application to Revise
Technical Specifications 3/4.3.1.1 - Reactor Protection System Instrumentation
and Technical Specification 3/4.3.2.3 - Anticipatory Reactor Trip System
Instrumentation to Increase the Trip Device Test Interval
(LAR 95-0006; TAC No. M95729)

Ladies and Gentlemen:

The purpose of this letter is to provide supplemental information for a pending license amendment application regarding the Davis-Besse Nuclear Power Station (DBNPS) Unit Number 1 Operating License NPF-3, Appendix A, Technical Specifications. The subject application, License Amendment Request 95-0006, dated May 28, 1996 (Toledo Edison Serial Number 2335), involves proposed changes to Technical Specification (TS) 3/4.3.1.1 - Reactor Protection System Instrumentation and Technical Specification 3/4.3.2.3 - Anticipatory Reactor Trip System Instrumentation.

The May 28, 1996 submittal proposed that Reactor Trip System surveillance testing intervals be increased to a semi-annual performance on a staggered test basis, in accordance with the Babcock & Wilcox Owners Group Topical Report BAW-10167, Supplement 3, January 1995, "Justification for Increasing the Reactor Trip System On-Line Test Intervals". The DBNPS was one of the Babcock & Wilcox - type plants included in the Topical Report.

As a result of subsequent discussions with the NRC Staff, the Babcock & Wilcox Owners Group, by letter dated November 5, 1997, submitted an amendment to the Topical Report to change the requested surveillance test interval from the proposed semi-annually to quarterly. Via issuance of a Safety Evaluation Report (SER) for this Topical Report, dated January 7, 1998 (copy enclosed), the NRC approved the requested increase in the testing

9811040149 981027
PDR ADOCK 05000346
P PDR

Docket Number 50-346
License Number NPF-3
Serial Number 2556
Page 2

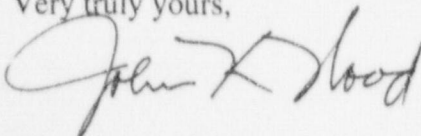
intervals to a quarterly performance on a staggered test basis. Babcock & Wilcox Owners Group Topical Report BAW-10167A, Supplement 3, February 1998, "Justification for Increasing the Reactor Trip System On-Line Test Intervals" has since been issued to reflect the NRC SER. The changes due to issuance of the NRC SER and BAW-10167A have been appropriately incorporated into the enclosed Safety Assessment and Significant Hazards Consideration. Revision bars are included in the right margin to denote changes. These changes are bounded by the scope of the Safety Assessment and Significant Hazards Consideration submitted to the NRC under Toledo Edison letter Serial Number 2335 dated May 28, 1996, and the conclusions contained therein remain applicable and valid.

These changes are being submitted to the NRC as a Cost Beneficial Licensing Action (CBLA). As demonstrated in BAW-10167A these changes will not adversely impact safety. The DBNPS has experienced three reactor trips since 1989 related to Reactor Trip System testing. The proposed changes will provide a potential reduction in the spurious trip rate providing a potential cost savings in excess of \$50,000 over the DBNPS's remaining life. The proposed changes will also provide a reduction in surveillance testing resource requirements with a potential savings of \$300,000 over the DBNPS's remaining life.

Based on the existing NRC SER for approving Topical Report BAW-10167A, Toledo Edison requests that the NRC approve and issue these changes by January 29, 1999.

Should you have any questions or require additional information, please contact James L. Freels, Manager - Regulatory Affairs, at (419) 321-8466.

Very truly yours,



MKL/laj

Enclosures

cc: J. L. Caldwell, Acting Regional Administrator, NRC Region III
S. J. Campbell, DB-1 NRC Senior Resident Inspector
A. G. Hansen, DB-1 NRC/NRR Project Manager
J. R. Williams, Chief of Staff, Ohio Emergency Management Agency,
State of Ohio (NRC Liaison)
Utility Radiological Safety Board

Docket Number 50-346
License Number NPF-3
Serial Number 2556
Enclosure 1
Page 1

APPLICATION FOR AMENDMENT
TO
FACILITY OPERATING LICENSE NUMBER NPF-3
DAVIS-BESSE NUCLEAR POWER STATION
UNIT NUMBER 1

Attached are the requested changes to the Davis-Besse Nuclear Power Station, Unit Number 1, Facility Operating License Number NPF-3. Also included is the Safety Assessment and Significant Hazards Consideration.

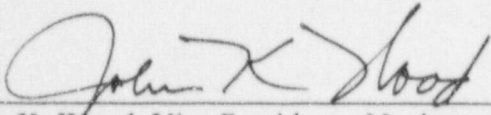
The proposed changes (submitted under cover letter Serial Number 2556) concern:

Appendix A, Technical Specifications:

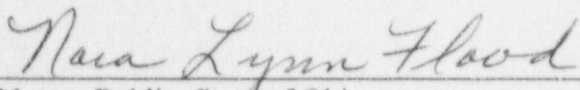
3/4.3.1.1 - Reactor Protection System Instrumentation

3/4.3.2.3 - Anticipatory Reactor Trip System Instrumentation

I, John K. Wood, state that (1) I am Vice President - Nuclear of the Centerior Service Company, (2) I am duly authorized to execute and file this certification on behalf of the Toledo Edison Company and The Cleveland Electric Illuminating Company, and (3) the statements set forth herein are true and correct to the best of my knowledge, information and belief.

By: 
John K. Wood, Vice President - Nuclear

Affirmed and subscribed before me this 27th day of October, 1998.


Notary Public, State of Ohio

Nora Lynn Flood, My Commission expires September 4, 2002.

9811040154 981027
PDR ADOCK 05000346
P PDR

The following information is provided to support issuance of the requested changes to the Davis-Besse Nuclear Power Station (DBNPS), Unit Number 1, Facility Operating License Number NPF-3, Appendix A, Technical Specifications. The changes involve Technical Specification 3/4.3.1.1 - Reactor Protection System Instrumentation and Technical Specification 3/4.3.2.3 - Anticipatory Reactor Trip System Instrumentation.

A. Time Required to Implement: This change is to be implemented within 120 days after the NRC issuance of the License Amendment.

B. Reason for Change (License Amendment Request Number 95-0006):

The proposed changes will make the following revisions to Technical Specification 3/4.3.1.1 - Reactor Protection System Instrumentation and Technical Specification 3/4.3.2.3 - Anticipatory Reactor Trip System Instrumentation: Table 4.3-1, Reactor Protection System Instrumentation Surveillance Requirements, for Functional Unit 12, Control Rod Drive Trip Breakers, and Functional Unit 13, Reactor Trip Module Logic, revise the channel functional test frequency from monthly on a staggered test basis to quarterly on a staggered test basis; Table 4.3-17, Anticipatory Reactor Trip System Instrumentation Surveillance Requirements, for Functional Unit 3, Output Logic, revise the channel functional test frequency from monthly to quarterly on a staggered test basis.

The technical justification for these proposed changes is provided in the Babcock & Wilcox Owners Group Topical Report BAW-10167A, Supplement 3, February 1998, "Justification for Increasing the Reactor Trip System On-Line Test Intervals". The NRC has issued a Safety Evaluation Report approving this Topical Report, dated January 7, 1998.

These changes are being submitted to the NRC as a Cost Beneficial Licensing Action (CBLA). As demonstrated in BAW-10167A these changes will not adversely impact safety. The DBNPS has experienced three reactor trips since 1989 related to Reactor Trip System testing. The proposed changes will provide a potential reduction in the spurious trip rate providing a potential cost savings in excess of \$50,000 over the DBNPS's remaining life. The proposed changes will also provide a reduction in surveillance testing resource requirements with a potential savings of \$300,000 over the DBNPS's remaining life.

C. Safety Assessment and Significant Hazards Consideration: See Attachment

Docket Number 50-346
License Number NPF-3
Serial Number 2556
Attachment

**SAFETY ASSESSMENT AND SIGNIFICANT HAZARDS CONSIDERATION
FOR
LICENSE AMENDMENT REQUEST NO. 95-0006, REVISION 1**

(15 pages follow)

**SAFETY ASSESSMENT AND SIGNIFICANT HAZARDS CONSIDERATION
FOR
LICENSE AMENDMENT REQUEST NO. 95-0006, REVISION 1**

TITLE:

Proposed Modification to the Davis-Besse Nuclear Power Station (DBNPS), Unit Number 1, Facility Operating License NPF-3, Appendix A Technical Specifications to Revise Technical Specification 3/4.3.1.1 - Reactor Protection System Instrumentation and Technical Specification 3/4.3.2.3 - Anticipatory Reactor Trip System Instrumentation to Increase the Trip Device Test Interval

DESCRIPTION:

The purpose of the proposed changes is to increase from monthly to quarterly, or a staggered test basis, the channel functional test surveillance test intervals for the Control Rod Drive Trip Breakers and Reactor Trip Module Logic of the Reactor Protection System Instrumentation, and the Output Logic of the Anticipatory Reactor Trip System Instrumentation. These changes are being proposed because the current Technical Specification required test frequencies, which place the DBNPS in a test configuration susceptible to a spurious reactor trip, have been determined to be unduly restrictive. The technical justification for these proposed changes is provided in B&W Owners Group Topical Report BAW-10167A, Supplement 3, February 1998, "Justification for Increasing the Reactor Trip System On-Line Test Intervals." This Topical Report was specifically approved for use by the DBNPS in the NRC Staff's Safety Evaluation Report dated January 7, 1998.

These changes are also being submitted to the Nuclear Regulatory Commission (NRC) as a Cost Beneficial Licensing Action (CBLA). As demonstrated in BAW-10167A, these changes will not adversely impact safety. The DBNPS has experienced three reactor trips since 1989 related to Reactor Trip System testing. These proposed changes in test interval will provide a reduction in spurious trip rate providing a potential cost savings in excess of \$50,000 over the DBNPS's remaining life. These proposed changes will also provide a reduction in resource requirements with a potential savings of \$300,000 over the DBNPS's remaining life.

The proposed changes will make the following revisions to Technical Specification 3/4.3.1.1 - Reactor Protection System Instrumentation and Technical Specification 3/4.3.2.3 - Anticipatory Reactor Trip System Instrumentation: Table 4.3-1, Reactor Protection System Instrumentation Surveillance Requirements, for Functional Unit 12, Control Rod Drive Trip Breakers, and for Functional Unit 13, Reactor Trip Module Logic, revise the channel functional test frequency from monthly on a staggered test basis to quarterly on a staggered test basis; Table 4.3-17, Anticipatory Reactor Trip System Instrumentation Surveillance

Requirements, for Functional Unit 3, Output Logic, revise the channel functional test frequency from monthly to quarterly on a staggered test basis.

SYSTEMS, COMPONENTS, AND ACTIVITIES AFFECTED:

These changes in the surveillance test intervals for the channel functional tests affect the control rod drive trip breakers of the Control Rod Drive Control System, and the reactor trip modules of the Reactor Protection System and the Anticipatory Reactor Trip System output logic.

FUNCTIONS OF THE AFFECTED SYSTEMS, COMPONENTS, AND ACTIVITIES:

Reactor Protection System:

The purpose of the Reactor Protection System (RPS) is to initiate a reactor trip when a sensed parameter (or group of parameters) exceeds a setpoint value indicating the approach of an unsafe condition. In this manner, the reactor core is protected from exceeding design limits and the Reactor Coolant System (RCS) is protected from overpressurization. The RPS monitors the following generating station variables:

1. Total out-of-core neutron flux
2. RCS coolant flow
3. RCS Pump Status
4. RCS reactor outlet temperature
5. RCS pressure
6. Containment Vessel pressure
7. Out-of-core neutron flux imbalances

The RPS is described in the DBNPS Updated Safety Analysis Report (USAR), Section 7.2. The RPS consists of four identical protection channels which are redundant and independent. Each channel is served by its own independent sensors which are physically isolated from the sensors of the other protective channels. Each sensor supplies an input signal to one or more signal processing strings in the RPS channel. Each signal processing string terminates in a bistable which electronically compares the processed signal with trip setpoints. All bistable contacts are connected in series.

In the normal untripped state, the contact associated with each bistable will be closed, thereby energizing the channel terminating relay. A trip of one of the channel bistables in one channel causes a half trip in each of the four RPS channels. The trip of a bistable in a second channel completes the two-out-of-four logic and causes a full trip of each RPS channel. The full trip of each channel deenergizes the undervoltage coils and undervoltage relays of the channel's respective Control Rod Drive (CRD) trip breaker in the Control Rod Drive Control System (CRDCS). Each RPS channel contains a reactor trip module which performs the two-out-of-four trip logic and provides the signals to open the channels' associated CRD trip breaker.

Anticipatory Reactor Trip System:

The purpose of the Anticipatory Reactor Trip System (ARTS) is to initiate a reactor trip when a sensed parameter exceeds its setpoint value indicating the approach of an unsafe condition, thereby, reducing the magnitude of pressure and temperature transients on the RCS caused by loss of feedwater events or turbine generator trips. The ARTS monitors the following generating station variables:

1. Turbine-Generator status
2. Main Feedpump Turbine status
3. Steam and Feedwater Line Rupture Control System status

The ARTS is described in the DBNPS Updated Safety Analysis Report, Section 7.4.1.4. The ARTS contains four redundant and independent channels. The turbine-generator trip input is automatically bypassed at 45% of rated thermal power or less. The other two inputs, Main Feedwater Pump Turbine (MFPT) and Steam and Feedwater Line Rupture Control System (SFRCS), are active in Mode 1. One group of pressure switches monitors the fast acting solenoids for the turbine generator stop valves and will trip the reactor when the main turbine is tripped. Another group of pressure switches monitor the oil pressure which is associated with the control valves for both MFPTs. When these sensors detect a loss of both MFPTs, the reactor will be tripped. Four additional input signals from the SFRCS will trip the reactor when two SFRCS logic channels are tripped.

Each group of four channels is connected to one of four two-out-of-four logic gates. The output from these two-out-of-four gates is applied to the associated undervoltage coils and the undervoltage relays for the CRD trip breakers in the CRDCS.

Control Rod Drive Control System:

The function of the Control Rod Drive Control System - Trip Portion is to interrupt power to the control rod drive mechanisms to insert control rods upon receipt of a RPS, ARTS, Diverse SCRAM System or manual trip signal.

A trip signal from the RPS or ARTS is applied to the undervoltage coils and the undervoltage relays of the CRD trip breakers causing the breakers to trip open, thereby removing power from the control rod drive motors resulting in the insertion of control rods and a reactor trip.

The trip portion of the CRDCS is described in the DBNPS Updated Safety Analysis Report, Section 7.4.1.1. The CRDCS trip logic is designed so that when power is removed from the control rod drive mechanisms, the roller nuts disengage from the lead screw, and a free-fall gravity insertion of the control rods occurs. Two diverse and independent trip methods, in series, are provided for removal of power to the mechanisms. First, a trip is initiated when power is interrupted to the undervoltage coils of the main A.C. feeder breakers and to the undervoltage relays in the shunt trip circuits. Second, a trip is initiated when the gating

signals to the silicon controlled rectifiers (SCR) are interrupted. Since parallel power feeds are provided to the control rod drive mechanisms, interruption of both feeds is required for trip action in either method of trip. There are two CRD trip breakers per power feed, each associated with one of four Reactor Protection System channels.

The primary method of trip interrupts power to the CRD mechanism power supplies. Power circuit breakers equipped with instantaneous undervoltage coils and shunt trip devices are used as primary trip devices. The RPS channels energize the undervoltage coil of the breakers. A trip breaker can remain closed only if its undervoltage coil is energized. Upon loss of voltage at the undervoltage coil due to interruption by an RPS, ARTS or manual trip signal, the CRD trip breaker trips open. No external power is required to trip the breakers which have stored-energy trip mechanisms. The trip breakers must be manually reset once tripped. Breaker reset is possible only after the trip signal is reset. The shunt trip undervoltage relay is installed in parallel with the undervoltage coil of the CRD trip breaker. Voltage interruption due to a trip signal deenergizes the undervoltage relay energizing the shunt trip device which is powered from essential 125 VDC, thereby tripping the CRD trip breaker.

The second trip method interrupts the gate control signals to the SCRs in each of the nine CRD mechanisms motor power supplies, and the motor return power supply. The trip devices in this case are ten relays connected with their coils in parallel. Contacts of these relays interrupt the gate control signals to the SCRs in each power supply. When the gate signals are interrupted, the SCRs will revert to their open state on the next negative half-cycle of the applied A.C. voltage, thus removing all power at the outputs of the motor power supplies. Because the power supplies have redundant halves, two sets of ten relays each are provided. RPS channel 3 energizes one set of trip relays and RPS channel 4 energizes the other set through auxiliary relays in the breakers. The trip relays can remain in their non-tripped state only if the associated RPS channel is energized. When an RPS channel trips, the associated trip relays deenergize, interrupting the SCR gate control signals.

No trip bypasses or interlocks are provided in the trip circuits.

EFFECTS ON SAFETY:

The proposed changes increase the channel functional test surveillance interval for the Reactor Protection System Control Rod Drive Trip Breakers, Reactor Trip Module Logic and the Anticipatory Reactor Trip System Output Logic to quarterly on a staggered test basis. Currently the Reactor Protection System Functional Units are tested monthly, on a staggered test basis, and the Anticipatory Reactor Trip System output logic is tested monthly.

Industry operating experience indicates an improvement in reactor trip breaker reliability has been achieved primarily due to upgrades installed in response to Generic Letter 83-28, "Required Actions Based on Generic Implications of Salem ATWS Events." NRC sponsored research, reported in NUREG-1366, "Improvements to Technical Specification Surveillance Requirements," December 1992, noted since diverse trip features were incorporated in reactor

trip breakers, there have been significant improvements in breaker reliability. Additionally, NUREG/CR-4715, prepared for the Nuclear Plant Aging Research Program, noted that a primary stress mechanism for the breaker is routine mechanical cycling associated with testing. NRC NUREG-1366 recommended owner groups consider a change in the test interval.

B&W Owners Group Topical Report BAW-10167A, Supplement 3, February 1998, "Justification for Increasing the Reactor Trip System On-Line Test Interval" (BAW-10167A), provides the analysis and technical justification for increasing the trip devices test interval. The DBNPS uses General Electric manufactured model AK breakers as analyzed in BAW-10167A. The results of the analysis show that test interval extension is not a significant contributor to system unavailability or core damage risk. Specifically, for the DBNPS the incremental change in unavailability is shown to be $1.4E-11$ failure/demand and the net incremental risk (frequency of core damage/reactor-year) is shown to be $-3.2E-09$. Toledo Edison has reviewed BAW-10167A and found it applicable to the DBNPS.

Toledo Edison has also reviewed the surveillance test and preventive maintenance history of the DBNPS reactor trip breakers, reactor trip module logic and Anticipatory Reactor Trip System output logic for the last ten years. Maintenance history and data trending indicates that various reactor trip breaker parameters (i.e., undervoltage device drop-out or pickup voltages, trip shaft torques, response times and insulation resistances) have been consistently found to be within the range of normal operation as a result of the existing preventive maintenance program at the DBNPS. Further, no significant changes were observed in these parameters when the preventive maintenance interval for the reactor trip breakers was increased from 12 to 18 months in 1991. The maintenance history and surveillance test results of the reactor trip module logic and the ARTS output logic also show these components have consistently met their design and operational requirements over the past ten years.

Based on the good historical performance of these components, the results of BAW-10167A, the low potential for a significant increase in failure rates of the components under a longer test interval, and the introduction of no new failure modes, it is concluded there is no adverse effect on nuclear safety by increasing the test intervals to quarterly. Furthermore, it remains acceptable to allow the continued application of Technical Specification 4.0.2 (interval extension of 25%) when it is utilized on a non-routine basis. Likewise, the NRC staff's Safety Evaluation Report dated January 7, 1998, for Topical Report BAW-10167A concluded that the proposed increases in test intervals will have a negligible effect on core damage frequency and overall plant risk, and therefore are acceptable.

SIGNIFICANT HAZARDS CONSIDERATION:

The Nuclear Regulatory Commission has provided standards in 10 CFR 50.92(c) for determining whether a significant hazard exists due to a proposed amendment to an Operating License for a facility. A proposed amendment involves no significant hazards consideration if operation of the facility in accordance with the proposed changes would: (1) Not involve a

significant increase in the probability or consequences of an accident previously evaluated; (2) Not create the possibility of a new or different kind of accident from any accident previously evaluated; or (3) Not involve a significant reduction in a margin of safety. Toledo Edison has reviewed the proposed changes and determined that a significant hazards consideration does not exist because operation of the Davis-Besse Nuclear Power Station, Unit No. 1 in accordance with these changes would:

- 1a. Not involve a significant increase in the probability of an accident previously evaluated because the proposed changes do not make a change to any accident initiator, initiating condition or assumption. The proposed changes do not involve a significant change to the plant design or operation. The proposed changes do not significantly increase system unavailability as discussed in BAW-10167A.
- 1b. Not involve a significant increase in the consequences of an accident previously evaluated because the proposed changes do not significantly contribute to reactor trip system unavailability or increase the risk of core damage as discussed in BAW-10167A, do not invalidate assumptions used in evaluating the radiological consequences of an accident, do not alter the source term or containment isolation and do not provide a new radiation release path or alter potential radiological releases.
2. Not create the possibility of a new or different kind of accident from any accident previously evaluated because the proposed changes do not introduce a new or different accident initiator or introduce a new or different equipment failure mode or mechanism.
3. Not involve a significant reduction in a margin of safety because the proposed changes do not reduce the margin to safety which exists in the present Technical Specifications or Updated Safety Analysis Report. The increase in system unavailability due to the surveillance test interval extension is insignificant as shown in BAW-10167A. The Technical Specification operability requirements and action statements are not changed.

CONCLUSION:

On the basis of the above, Toledo Edison has determined that the License Amendment Request does not involve a significant hazards consideration. As this License Amendment Request concerns a proposed change to the Technical Specifications that must be reviewed by the Nuclear Regulatory Commission, this License Amendment request does not constitute an unreviewed safety question.

ATTACHMENT:

Attached are the proposed marked-up changes to the Operating License.

REFERENCES:

1. Updated Safety Analysis Report Section 7.2, "Reactor Protection System (RPS)".
2. Updated Safety Analysis Report Section 7.4.1.1, "Control Rod Drive Control System (CRDCS) - Trip Portion".
3. Updated Safety Analysis Report Section 7.4.1.4, "Anticipatory Reactor Trip System (ARTS)".
4. B&W Owners Group Topical Report BAW-10167A, Supplement 3, February 1998, "Justification for Increasing the Reactor Trip System On-Line Test Intervals."
5. Generic Letter 83-28, "Required Actions Based on Generic Implications of Salem ATWS Events", July 8, 1983.
6. NUREG-1366, "Improvements to Technical Specification Surveillance Requirements", December 1992.
7. NUREG/CR-715, "An Aging Assessment of Relays and Circuit Breakers and Systems Interactions," June 1987.
8. Letter dated January 7, 1998 from Thomas H. Essig, Acting Chief, Generic Issues and Environmental Projects Branch, Division of Reactor Program Management, Office of Nuclear Reactor Regulation, NRC, to J. J. Kelly, Manager, Owners Group Services, Framatome Technologies, Inc., "NRC Evaluation of B&WOG Topical Report BAW-10167, Supplement 3, Justification for Increasing the Reactor Trip System On-Line Test Intervals."