VOGTLE ELECTRIC GENERATING PLANT UNIT 2

SEISMIC QUALIFICATION OF SAFETY-RELATED EQUIPMENT

Prepared by

Engineering Publications Section

Southern Company Services, Inc.

8805240295 880520
PDR ADOCK 05000425
A DCD

Vogtle Electric Generating Plant Date Distributed: May 20, 1988
Unit 2
Seismic Qualification of
Safety-Related Equipment

Distribution List

NRC Document Control Desk
Hopkins, Jon
NRC Regional Administrator
NRC Senior Resident Inspector
1. Bailey, Jim A.
2. McManus, Robert W.
3. Styslinger, J. R.
4. Hussey, W. Ted
5. Wheless, John M.
6. Oedamer, Robert T.
7. Copeland, William G.
8. Penland, Tom L.
9. Grissom, Phillip D.
10. Ramsey, W. C.
11. Bockhold, George, Jr.
12. Gucwa, T.
13. Markham, C. D.
14. Joiner, J. E.
15. Churchill, B. W.
16. D'Amico, J. F.

5110s

MASTER LISTING LEGEND

A. Tag Number - Component Identification Number

B. Qualification method for equipment listed:

Analysis - (S) - Static
(D) - Dynamic

Test Frequency -
(SF) - Single
(MF) - Multiple

Test Direction -
(SD) - Single
(MD) - Multiple

C. Status:

1. Qualification Codes:

a. The qualification and associated documentation is complete.

b. The qualification testing is finished but associated documentation is not yet submitted or still in review.

c. The qualification plan/procedure is documented, but testing has not yet begun.

d. Equipment to be qualified.

e. Equipment is judged not qualifiable and will be replaced with qualified equipment.

2. Installation Codes:

a. Installation is completed. Equipment is ready for service.

b. Equipment mounting/hookup is completed, but significant parts of the equipment are not yet installed.

c. Equipment is located at its intended service location, but mounting and/or hookup is not completed.

d. The equipment is not installed and is not available for inspection.

D. (RRS) - Required Response Spectra

E. Mounting:

(CF) - Concrete Floor Mounting
(CW) - Concrete Wall Mounting
(DM) - Direct Mounting
(LM) - Line Mounting
(HM) - Hanger Mounting
(RM) - Rack Mounting
(CM) - Cabinet Mounting
(EM) - Equipment Mounting

F. (H/V) - Horizontal/Vertical

G. (F/B) - Front/Back

H. (S/S) - Side/Side

I. (V) - Vertical

J. RRS Figure Reference (Design Criterion DC-1005)

K. (N/A) - Not Applicable

L. (X) - Considered

M. (-) - Not Considered

N. (N/R) - Not Required

O. (N/D) - Not Determined

P. (ICS) - In Cabinet Spectra

NOTES:

1. For NSSS mechanical equipment the purchase order is identified in the Qualification Report Column. All test reports for subject equipment are identified on this purchase order. Detailed test report references will be provided on the detailed SQRT forms provided for the audit.

2. See response spectra at the location identified for the equipment.

3. F1 = Rigid, i.e., Natural Frequency ≥33HZ
F3 = Flexible, i.e., Natural Frequency <33HZ

4. Required input governed by piping.

5. Dynamic analysis performed only to determine component natural frequency.

6. Resonant frequencies are not used in demonstrating qualification of this equipment.

7. See TRS given in equipment qualification report.

8. See Required Input Motion given in equipment qualification report.

CONTENTS

BOP

System		Page
1	120 VAC Power System	1
2	125 VDC Distribution Panels	4
3	AB Engineered Safety Feature Room Coolers	5
4	AB Outside Air Supply and Normal HVAC System	8
5	AB Radioactive Area Filter Exhaust and Continuous Exhaust System	10
6	AC System, 480 Volts	11
7	AC System, 4160 Volts	15
8	AC System, 31800 Volts	17
9	Auxiliary Building Flood Retaining Rooms, Alarms and Drains	18
10	Auxiliary Component Cooling Water System	19
11	Auxiliary Feedwater Pumphouse HVAC System	31
12	Auxiliary Feedwater System	35
13	Boron Recycle System	48
14	CB Cable Spreading Rooms HVAC System	51
15	CB Control Room HVAC System	53
16	CB Electrical Penetration Filter Exhaust System	67
17	CB Lab Hood and Lab Area Vent System	73
18	CB Levels A, B, 1, and 2 Normal HVAC System	74
19	CB Locker and Toilet Exhaust System	75
20	CB Safety Feature Electrical Equipment Room HVAC System	76
21	CTB Air Cooling System	84

CONTENTS (Continued)

System		Page
22	CTB Cavity Cooling System	87
23	CTB Hydrogen Recombiner and Monitoring System	89
24	CTB Mini Purge Exhaust and Normal Preaccess Purge Exhaust System	91
25	CTB Mini Purge Supply and Normal Preaccess Purge Supply System	94
26	CTB Post LOCA Cavity Purge System	97
27	CTB Post LOCA Purge Exhaust System	100
28	Chemical Volume and Control System	101
29	Component Cooling Water System	111
30	Condensate and Feedwater System	120
31	Condensate Chemical Injection System	123
32	Containment and Auxiliary Drain System - Radioactive	126
33	Containment Spray System	129
34	Control Room HVAC System	131
35	DC System, Class 1E	132
36	Demineralized Water System	136
37	Diesel Generator Building HVAC System	137
38	Diesel Generator Fuel Oil System	143
39	Diesel Generator System	146
40	Electrical and Instrument Equipment System	157
41	Electrical Penetration System	158
42	Electrical Protection System	161
43	Electrical Tunnel Ventilation System	162
44	Emergency Lighting System	165

CONTENTS (Continued)

System		Page
45	Engineered Safety Features Actuation System	166
46	Essential Chilled Water System	167
47	Fire Protection Water System	174
48	FHB Normal HVAC System	175
49	FHB Post-Accident Exhaust System	178
50	Gaseous Waste System	183
51	Instrument Air System	184
52	Instrument and Service Air System	186
53	Liquid Waste System	189
54	Main Feedwater System	193
55	Main Steam System	195
56	Multisystem	203
57	Multisystem Panels and Boards	204
58	NSS Gas Sampling System	208
59	NSS Liquid Sampling System	209
60	Nuclear Service Cooling Water System	213
61	Piping Penetration Filter Exhaust System	233
62	Plant Demineralized Water Storage and Distribution System	242
63	Post-Accident Sampling System	243
64	Process Control System	244
65	Protection System NSS	245
66	Radiation Monitor System	246
67	Reactor Coolant System	247

CONTENTS (Continued)

System		Page
68	Reactor Makeup Water Storage Tank and Degasifier System	248
69	Residual Heat Removal System	249
70	Safety Injection System	252
71	Spent Fuel Cooling and Purification System	256
72	Standby Power System	257
73	Steam Generator Blowdown System	258
74	Turbine Plant Sampling System	260
75	Turbine Steam System	261
76	Various ESF HVAC Systems	262
77	Various Systems (Inactive Valves) (Miscellaneous)	263
78	Waste Evaporator Steam Supply System	281

MASTER
SEISMIC AND DYNAMIC QUALIFICATION SUMMA

PLANT NAME: VOGTLE ELECTRIC GENERATING PLANT DOCKET NO.: 50-424 & 50-425 UTILITY: GEORGIA P

THE SUPPLIER IS: X A/E ___ NSSS FOR EQUI

	EQUIPMENT				LOCATION		LOADS	
TAG NO.	TYPE AND DESCRIPTION	MANUFACTURER AND MODEL NO.	QUALIFICATION REPORT NO.	QUANTITY	BUILDING AND ELEVATION	MOUNTING	SEISMIC	OTH DYNA
21807Y301 -2 -3 -4 -5 -6	REGULATED TRANSFORMERS	SOLA ELECTRIC CAT NO: 923-28-275	WYLE RPT # 43078-1	6	CONTROL 220' 180'	CW	X	N/
21807Y3RX0 -08 -11 -12	ISOLATION TRANSFORMERS	SOLA ELECTRIC CAT NO: 923-28-275	WYLE RPT # 43078-1	4	CONTROL 220' AUXILIARY 220'	CW	X	N/

5021s/5 - copy of 0571n

LISTING
RY AND STATUS OF SAFETY RELATED EQUIPMENT

OWER COMPANY A/E: BECHTEL NSSS: WESTINGHOUSE X3AA04
PAGE: 1 OF 283

PMENT LISTED BELOW ____ OTHER SAFETY SYSTEM: 120 VAC POWER SYSTEM

CONSIDERED	QUALIFICATION METHOD			LOWEST NATURAL FREQUENCY			STATUS		RRS	
ER MIC	REQUIRED INPUT (ZPA) H/V	ANALYSIS	TEST FREQUENCY	TEST DIRECTION	F/B (Hz)	S/S (Hz)	V (Hz)	QUALIFICATION	INSTALLATION	FIGURE REF.	CODES AND STANDARDS
A	.57/.67	N/A	MF	MD	F1	F1	F1	a	a	X2CR3-13 -14 -15 -16	IEEE-323-74 -344-75
A	.57/.67	N/A	MF	MD	F1	F1	/1	a	a	X2CR3-13 -14 -15 -16	IEEE-323-74 -344-75

5021s/6 - copy of 0571n

TI
APERTURE
CARD

Also Available On
Aperture Card

8805240295 01

MASTER
SEISMIC AND DYNAMIC QUALIFICATION SUMMA

DOCKET NO.: 50-424 & 50-425 UTILITY: GEORGIA P

PLANT NAME: VOGTLE ELECTRIC GENERATING PLANT

FOR EQUI

THE SUPPLIER IS: X A/E ___ NSSS

	EQUIPMENT				LOCATION		LOADS	
TAG NO.	TYPE AND DESCRIPTION	MANUFACTURER AND MODEL NO.	QUALIFICATION REPORT NO.	QUANTITY	BUILDING AND ELEVATION	MOUNTING	SEISMIC	OTH DYNA
21807Q3V11 -12 -13 -14 -15 -16	120 VAC DISTRIBUTION PANELS	SQUARE D 1AY1A 1BY1B 1CY1A 1DY1B 1AY2A 1BY2B	SQUARE D 108-1.02-L11	6	CONTROL 180' AUXILIARY 220'	CF	X	

5021s/7 - copy of 0571n

LISTING
RY AND STATUS OF SAFETY RELATED EQUIPMENT

OWER COMPANY A/E: BECHTEL NSSS: WESTINGHOUSE X3AF01
PAGE: 2 OF 283

PMENT LISTED BELOW ____ OTHER SAFETY SYSTEM: 120 VAC POWER SYSTEM

CONSIDERED		QUALIFICATION METHOD			LOWEST NATURAL FREQUENCY			STATUS		RRS	
ER MIC	REQUIRED INPUT (ZPA) H/V	ANALYSIS	TEST FREQUENCY	TEST DIRECTION	F/B (HZ)	S/S (HZ)	V (HZ)	QUALIFICATION	INSTALLATION	FIGURE REF.	CODES AND STANDARDS
	.40/.40	N/A	MF	MD	F3	F3	F3	a	a	X2CR3-01 -02 -03 -04 X2CR2-17 -18 -19 -20	IEEE-323-74 -344-75

5021s/8 - copy of 0571n

TI
APERTURE
CARD

Also Available On
Aperture Card

8805240295-02

MASTER L
SEISMIC AND DYNAMIC QUALIFICATION SUMMARY

PLANT NAME: VOGTLE ELECTRIC GENERATING PLANT DOCKET NO.: 50-424 & 50-425 UTILITY: GEORGIA POWE

THE SUPPLIER IS: X A/E ___ NSSS FOR EQUIPME

	EQUIPMENT				LOCATION		LOADS CON	
TAG NO.	TYPE AND DESCRIPTION	MANUFACTURER AND MODEL NO.	QUALIFICATION REPORT NO.	QUANTITY	BUILDING AND ELEVATION	MOUNTING	SEISMIC	OTHER DYNAMIC
21807Y31A11 -312	UNINTERRUPTIBLE POWER SUPPLY (10 KVA)	ELGAR CORP. UPS103-1-185	1006571	2	AUXILIARY 220'	CF	X	N/A

5021s/9 - copy of 0571n

STING
AND STATUS OF SAFETY RELATED EQUIPMENT

R COMPANY A/E: BECHTEL NSSS: WESTINGHOUSE X3AQ03

NT LISTED BELOW ____ OTHER SAFETY SYSTEM: 120 VAC POWER SYSTEM

SIDERED	QUALIFICATION METHOD			LOWEST NATURAL FREQUENCY			STATUS		RRS	
REQUIRED INPUT (ZPA) H/V	ANALYSIS	TEST FREQUENCY	TEST DIRECTION	F/B (HZ)	S/S (HZ)	V (HZ)	QUALIFICATION	INSTALLATION	FIGURE REF.	CODES AND STANDARDS
.40/.32	X	MF	MD	F3	F3	F1	a	a	X2CR2-17 -18 -19 -20	IEEE-323-74 -344-75

5021s/10 - copy of 0571n

TI
APERTURE
CARD

Also Available On
Aperture Card

8805240295-03

MASTER
SEISMIC AND DYNAMIC QUALIFICATION SUMMA

DOCKET NO.: 50-424 & 50-425 UTILITY: GEORGIA P

PLANT NAME: VOGTLE ELECTRIC GENERATING PLANT

THE SUPPLIER IS: X A/E ___ NSSS FOR EQUI

	EQUIPMENT				LOCATION		LOADS	
TAG NO.	TYPE AND DESCRIPTION	MANUFACTURER AND MODEL NO.	QUALIFICATION REPORT NO.	QUANTITY	BUILDING AND ELEVATION	MOUNTING	SEISMIC	OTH DYNA
21806Q3DA1 -DA2 -DB1 -DB2 -DC1 -DD1	125 VDC DISTRIBUTION PANELS	SQUARE D 1AD11 12 1BD11 12 1CD11 1DD11	SQUARE D 108-1.02-L11	6	CONTROL 180'	CF	X	N/
*	UNDER VOLTAGE RELAY	BROWN BOVERI ELEC. INC. 23906345	RC-5118-C	3	CONTROL 180'	CM	X	N/
* TO BE MOUNTED IN ONE OF THE ABOVE 125 VDC DISTRIBUTION PANELS.								

5022s/5 - copy of G571n

LISTING
RY AND STATUS OF SAFETY RELATED EQUIPMENT

OWER COMPANY A/E: BECHTEL NSSS: WESTINGHOUSE X3AF01
PAGE: 4 OF 283

PMENT LISTED BELOW ____ OTHER SAFETY SYSTEM: 125 VDC DISTRIBUTION PANELS

ER MIC	CONSIDERED REQUIRED INPUT (ZPA) H/V	QUALIFICATION METHOD ANALYSIS	TEST FREQUENCY	TEST DIRECTION	LOWEST NATURAL FREQUENCY F/B (Hz)	S/S (Hz)	V (Hz)	STATUS QUALIFICATION	INSTALLATION	RRS FIGURE REF.	CODES AND STANDARDS
A	.35/.40	N/A	MF	MD	F3	F3	F3	a	a	X2CR3-01 -02 -03 -04	IEEE-323-74 -344-75
A	2.3/5.3	N/A	MF	MD	NOTE 6	NOTE 6	NOTE 6	a	a	ICS	ANSI-C37.98 (IEEE-501-78)

5022s/6 - copy of 0571n

TI
APERTURE
CARD

Also Available On
Aperture Card

8805240295-04

MASTER L
SEISMIC AND DYNAMIC QUALIFICATION SUMMARY

PLANT NAME: VOGTLE ELECTRIC GENERATING PLANT DOCKET NO.: 50-424 & 50-425 UTILITY: GEORGIA POW

THE SUPPLIER IS: X A/E ___ NSSS FOR EQUIPM

TAG NO.	EQUIPMENT: TYPE AND DESCRIPTION	EQUIPMENT: MANUFACTURER AND MODEL NO.	QUALIFICATION REPORT NO.	QUANTITY	LOCATION: BUILDING AND ELEVATION	LOCATION: MOUNTING	LOADS CO: SEISMIC	LOADS CO: OTHER DYNAMI
21555A7018000	AIR HANDLING UNITS (HORIZONTAL AHU) (SIZE H-9)	AMERICAN AIR FILTER COMPANY H9-MPACYA-N-SEISMIC	NESE 734	1	FUEL HANDLING 220'	HM	X	N/A
21555A7002000 -4000 -5000 -6000 -9000 -10000 -11000 -12000	AIR HANDLING UNITS (HORIZONTAL AHU) (SIZE H-3, H-6, H-9)	AMERICAN AIR FILTER COMPANY H3-MPACYA-N-SEISMIC H6-MPACYA-N-SEISMIC H9-MPACYA-N-SEISMIC	NESE 734	8	AUXILIARY 119' - 3" THRU 240'	HM	X	N/A
21555A7013000 -14000 -15000 -16000 -17000	AIR HANDLING UNITS (HORIZONTAL AHU) (SIZE H-3, H-6, H-9)	AMERICAN AIR FILTER COMPANY H3-MPACYA-N-SEISMIC H6-MPACYA-N-SEISMIC H9-MPACYA-N-SEISMIC	NESE 734	5	AUXILIARY 119' - 3" THRU 240'	HM	X	N/A
21555A7001000 -3000 -7000 -8000	AIR HANDLING UNITS (VERTICAL AHU) (SIZE V-3, V-6)	AMERICAN AIR FILTER COMPANY MPACY-N-S ISMIC V3-MPACYA-N-SEISMIC V6-MPACYA-N-SEISMIC	NESE 734	4	AUXILIARY 119' - 3" THRU 170' - 6"	CF, HM	X	N/A

5024s/5 - copy of 0571n

ISTING
AND STATUS OF SAFETY RELATED EQUIPMENT

ER COMPANY A/E: BECHTEL NSSS: WESTINGHOUSE X4AJ06

ENT LISTED BELOW ____ OTHER SAFETY SYSTEM: AB ENGINEERED SAFETY FEATURE ROOM COOLERS

NSIDERED		QUALIFICATION METHOD			LOWEST NATURAL FREQUENCY			STATUS		RRS	
C	REQUIRED INPUT (ZPA) H/V	ANALYSIS	TEST FREQUENCY	TEST DIRECTION	F/B (Hz)	S/S (Hz)	V (Hz)	QUALIFICATION	INSTALLATION	FIGURE REF.	CODES AND STANDARDS
	.47/.43	N/A	MF	MD	F3	F3	F3	a	a	X2CR4-09 -10 -11 -12	ASME III IEEE-323-74 -344-75
	.40/.36	N/A	MF	MD	F3	F3	F3	a	a	X2CR2-21 -22 -23 -24	ASME III IEEE-323-74 -344-75
	.40/.36	N/A	MF	MD	F3	F3	F3	a	a	X2CR2-21 -22 -23 -24	ASME III IEEE-323-74 -344-75
	.30/.30	N/A	MF	MD	F3	F3	F1	a	a	X2CR2-09 -10 -11 -12	ASME III IEEE-323-74 -344-75

5024s/6 - copy of 0571n

TI
APERTURE
CARD

Also Available On
Aperture Card

8805240295-05

MASTER
SEISMIC AND DYNAMIC QUALIFICATION SUMMA

DOCKET NO.: 50-424 & 50-425 UTILITY: GEORGIA P

PLANT NAME: VOGTLE ELECTRIC GENERATING PLANT

THE SUPPLIER IS: X A/E ____ NSSS FOR EQUI

TAG NO.	EQUIPMENT: TYPE AND DESCRIPTION	EQUIPMENT: MANUFACTURER AND MODEL NO.	EQUIPMENT: QUALIFICATION REPORT NO.	EQUIPMENT: QUANTITY	LOCATION: BUILDING AND ELEVATION	LOCATION: MOUNTING	LOADS: SEISMIC	LOADS: OTHER DYNA
2-TISH-12200 -201 -202 -203 -204	TEMPERATURE CONTROLLER (CONTROLLER)	UNITED ELECTRIC CO. 802-6AS, M300, M320	ACTON REPORT 17255	5	AUXILIARY 240'	CW	X	N/A
2-TISH-12205 -207 -208 -210	TEMPERATURE CONTROLLER (CONTROLLER)	UNITED ELECTRIC CO. 802-6AS, M300, M320	ACTON REPORT 17255	4	AUXILIARY 240'	CW	X	N/A
2-TISH-12213 -214 -215 -216 -217	TEMPERATURE CONTROLLER (CONTROLLER)	UNITED ELECTRIC CO. 802-6AS, M300, M320	ACTON REPORT 17255	5	AUXILIARY 240'	CW	X	N/A
2-TISH-12200 -201 -202 -203 -204	TEMPERATURE CONTROLLER (THERMOWELL & SENSOR)	UNITED ELECTRIC CO. 802-6AS, M300, M320	ACTON REPORT 17255	5	N/A	LM	X	N/A
2-TISH-12205 -207 -208 -210	TEMPERATURE CONTROLLER (THERMOWELL & SENSOR)	UNITED ELECTRIC CO. 802-6AS, M300, M320	ACTON REPORT 17255	4	N/A	LM	X	N/A

5024s/7 - copy of 0571n

LISTING
RY AND STATUS OF SAFETY RELATED EQUIPMENT

OWER COMPANY A/E: BECHTEL NSSS: WESTINGHOUSE

X4AJ20
PAGE: 6 OF 283

PMENT LISTED BELOW ____ OTHER SAFETY SYSTEM: AB ENGINEERED SAFETY FEATURE ROOM COOLERS

ONSIDERED ER MIC	REQUIRED INPUT (ZPA) H/V	QUALIFICATION METHOD: ANALYSIS	QUALIFICATION METHOD: TEST FREQUENCY	QUALIFICATION METHOD: TEST DIRECTION	LOWEST NATURAL FREQUENCY: F/B (Hz)	LOWEST NATURAL FREQUENCY: S/S (Hz)	LOWEST NATURAL FREQUENCY: V (Hz)	STATUS: QUALIFICATION	STATUS: INSTALLATION	QRS: FIGURE REF.	CODES AND STANDARDS
	.57/.69	-	MF	MD	F1	F1	F1	a	a	X2CR3-21 -22 -23 -24	IEEE-323-74 -344-75
	.57/.69	-	MF	MD	F1	F1	F1	a	a	X2CR3-21 -22 -23 -24	IEEE-323-74 -344-75
	.57/.69	-	MF	MD	F1	F1	F1	a	a	X2CR3-21 -22 -23 -24	IEEE-323-74 -344-75
	4.5/4.5	-	SF	MD	F1	F1	F1	a	a	RIM	IEEE-323-74 -344-75
	4.5/4.5	-	SF	MD	F1	F1	F1	a	b	RIM	IEEE-323-74 -344-75

5024s/8 - copy of 0571n

TI
APERTURE
CARD

Also Available On
Aperture Card

8805240295-06

MASTER L
SEISMIC AND DYNAMIC QUALIFICATION SUMMARY

DOCKET NO.: 50-424 & 50-425 UTILITY: GEORGIA POW

PLANT NAME: VOGTLE ELECTRIC GENERATING PLANT FOR EQUIPM

THE SUPPLIER IS: X A/E ___ NSSS

	EQUIPMENT				LOCATION		LOADS CO	
TAG NO.	TYPE AND DESCRIPTION	MANUFACTURER AND MODEL NO.	QUALIFICATION REPORT NO.	QUANTITY	BUILDING AND ELEVATION	MOUNT-ING	SEIS-MIC	OTHER DYNAM
2-TISH-12213 -214 -215 -216 -217	TEMPERATURE CONTROLLER (THERMOWELL & SENSOR)	UNITED ELECTRIC CO. 802-6AS, M200, M320	ACTON REPORT 17255	5	N/A	LM	X	N/A
2-TSH-12206 -209 -211 -212	TEMPERATURE SWITCH (REMOTE ELECTRONICS)	FLUID COMPONENTS INC, FR 72-TS	FCI REPORT NO. 708382	4	AUXILIARY 195'	CW	X	N/A
2-TE-12206 -209 -211 -212	TEMPERATURE SWITCH (SENSOR)	FLUID COMPONENTS INC, FR 72-TS	FCI REPORT NO. 708382	4	AUXILIARY 195'	CW (W/ BRACK-ET)	X	N/A

5024s/9 - copy of 0571n

ISTING
AND STATUS OF SAFETY RELATED EQUIPMENT

ER COMPANY A/E: BECHTEL NSSS: WESTINGHOUSE X4AJ20
PAGE: 7 OF 283

ENT LISTED BELOW ___ OTHER SAFETY SYSTEM: AB ENGINEERED SAFETY FEATURE ROOM COOLERS

NSIDERED	QUALIFICATION METHOD			LOWEST NATURAL FREQUENCY			STATUS		RRS	
C	REQUIRED INPUT (ZPA) H/V	ANALYSIS	TEST FREQUENCY	TEST DIRECTION	F/B (Hz)	S/S (Hz)	V (Hz)	QUALIFICATION	INSTALLATION	FIGURE REF.	CODES AND STANDARDS
	4.5/4.5	-	SF	MD	F1	F1	F1	a	a	RIM	IEEE-323-74 -344-75
	.35/.30	-	MF	MD	F1	F1	F1	a	a	X2CR2-13 -14 -15 -16	IEEE-323-74 -344-75
	.35/.30	-	MF	MD	F1	F1	F1	a	a	X2CR2-13 -14 -15 -16	IEEE-323-74 -344-75

5024s/10 - copy of 0571n

TI
APERTURE
CARD

Also Available On
Aperture Card

8805240295-07

MASTER
SEISMIC AND DYNAMIC QUALIFICATION SUMMA

PLANT NAME: VOGTLE ELECTRIC GENERATING PLANT DOCKET NO.: 50-424 & 50-425 UTILITY: GEORGIA P

THE SUPPLIER IS: X A/E ___ NSSS FOR EQUI

	EQUIPMENT				LOCATION		LOADS	
TAG NO.	TYPE AND DESCRIPTION	MANUFACTURER AND MODEL NO.	QUALIFICATION REPORT NO.	QUANTITY	BUILDING AND ELEVATION	MOUNTING	SEIS-MIC	OTH DYNA
21551W7300	TORNADO DAMPERS	TECHNO	483A	4	AUXILIARY	HM	X	PLAN
-302	36" X 72"		1083A		262'	HM		VIBRA
-303	36" X 72"					CW		TION
A1551W7203	25-1/2" X 25-1/2"		1284A			CW		AGIN
	25-1/2" X 25-1/2"		1284A					TOR-NADO

5025s/5 - copy of 0571n

LISTING
Y AND STATUS OF SAFETY RELATED EQUIPMENT

WER COMPANY A/E: BECHTEL NSSS: WESTINGHOUSE X4AJ32
PAGE: 8 OF 283

MENT LISTED BELOW ____ OTHER SAFETY SYSTEM: AB OUTSIDE AIR SUPPLY AND NORMAL HVAC SYSTEM

ONSIDERED REQUIRED INPUT (ZPA) H/V	QUALIFICATION METHOD: ANALYSIS	QUALIFICATION METHOD: TEST FREQUENCY	QUALIFICATION METHOD: TEST DIRECTION	LOWEST NATURAL FREQUENCY: F/B (Hz)	LOWEST NATURAL FREQUENCY: S/S (Hz)	LOWEST NATURAL FREQUENCY: V (Hz)	STATUS: QUALIFICATION	STATUS: INSTALLATION	RRS: FIGURE REF.	CODES AND STANDARDS
.80/.90	S	N/A	N/A	F1	F1	F1	a	a	X2CR6-01	ANSI 509
								a	-02	ERDA 76-21
								b	-03	IEEE-344-75
								a	-04	

5025s/6 - copy of 0571n

TI
APERTURE
CARD

Also Available On
Aperture Card

8805240295-08

MASTER
SEISMIC AND DYNAMIC QUALIFICATION SUMMA

DOCKET NO.: 50-424 & 50-425 UTILITY: GEORGIA P

PLANT NAME: VOGTLE ELECTRIC GENERATING PLANT

FOR EQUI

THE SUPPLIER IS: X A/E ____ NSSS

	EQUIPMENT				LOCATION		LOADS C	
TAG NO.	TYPE AND DESCRIPTION	MANUFACTURER AND MODEL NO.	QUALIFICATION REPORT NO.	QUANTITY	BUILDING AND ELEVATION	MOUNT-ING	SEIS-MIC	OTH DYNA
2HV12596 -97	10"-150# BUTTR. VALVE WITH PNEUMATIC OPERATOR	FISHER 9280	FQP-11AB-5	2	N/A	LM	X	-
2HV12596 -97	BETTIS ACTUATOR	BETTIS N521C-SR80-12	ANAL. REPORT R-1063-10 & TEST REPORT 37274	2	VARIOUS	EM	X	-
2HV12596 -97	SOLENOID	ASCO NP8321A2V	AQS-21678/TR REV. A	2	VARIOUS	EM	X	-
2ZS012596 12597 2ZSC12596 12597	LIMIT SWITCH	NAMCO EA180-31302 EA180-32302 1 SET	QIR-105 REV. 1	4	VARIOUS	EM	X	-

5025s/7 - copy of 0571n

LISTING
RY AND STATUS OF SAFETY RELATED EQUIPMENT

WER COMPANY A/E: BECHTEL NSSS: WESTINGHOUSE

X5AC03
PAGE: 9 OF 283

PMENT LISTED BELOW ____ OTHER

SAFETY SYSTEM: AB OUTSIDE AIR SUPPLY AND NORMAL HVAC SYSTEM

ONSIDERED	QUALIFICATION METHOD			LOWEST NATURAL FREQUENCY			STATUS		RRS	
R IC	REQUIRED INPUT (ZPA) H/V	ANALYSIS	TEST FREQUENCY	TEST DIRECTION	F/B (Hz)	S/S (Hz)	V (Hz)	QUALIFICATION	INSTALLATION	FIGURE REF.	CODES AND STANDARDS
	2.1/2.1	S	N/A	N/A	F1	F1	F1	a	b	RIM	ASME III IEEE-323-74 IEEE-344-75
	2.1/2.1	S	MF	MD		F1	F1	a	b	RIM	IEEE-323-74 -344-75
	2.1/2.1	-	SF	SD	F1	F1	F1	a	b	RIM	IEEE-323-74 -344-75
	2.1/2.1	-	SF	SD	F1	F1	F1	a	b	RIM	IEEE-323-74 -344-75

5025s/8 - copy of 0571n

TI
APERTURE
CARD

Also Available On
Aperture Card

8805240295-09

MASTER
SEISMIC AND DYNAMIC QUALIFICATION SUMMA

PLANT NAME: VOGTLE ELECTRIC GENERATING PLANT DOCKET NO.: 50-424 & 50-425 UTILITY: GEORGIA P

THE SUPPLIER IS: X A/E ___ NSSS FOR EQUI

	EQUIPMENT				LOCATION		LOADS	
TAG NO.	TYPE AND DESCRIPTION	MANUFACTURER AND MODEL NO.	QUALIFICATION REPORT NO.	QUANTITY	BUILDING AND ELEVATION	MOUNTING	SEISMIC	OTH DYNA
21553W7200	TORNADO DAMPERS 48" X 96"	TECHNO	483A 1083A	1	AUXILIARY 240'	HM	X	PLAN VIBR TION AGIN TOR- NADO
A1553W7200	TORNADO DAMPERS 40" X 20"	TECHNO	483A 1083A	1	RADWASTE 240'	HM	X	PLAN VIBR TION AGIN TOR- NADO

5026s/5 - copy of 0571n

LISTING
RY AND STATUS OF SAFETY RELATED EQUIPMENT

OWER COMPANY A/E: BECHTEL NSSS: WESTINGHOUSE X4AJ32
PAGE: 10 OF 283

PMENT LISTED BELOW ____ OTHER SAFETY SYSTEM: AB RADIOACTIVE AREA FILTER EXHAUST AND CONTINUOUS EXHAUST SYSTEM

CONSIDERED	QUALIFICATION METHOD			LOWEST NATURAL FREQUENCY			STATUS		RRS	
REQUIRED INPUT (ZPA) H/V	ANALYSIS	TEST FREQUENCY	TEST DIRECTION	F/B (HZ)	S/S (HZ)	V (HZ)	QUALIFICATION	INSTALLATION	FIGURE REF.	CODES AND STANDARDS
.80/.90	S	N/A	N/A	F1	F1	F1	a	a	X2CR6-01 X2CR6-02 X2CR6-03 X2CR6-04 ALL REV 0	ANSI 509 ERDA 76-21 IEEE-344-75
.80/.90	S	N/A	N/A	F1	F1	F1	a	a	X2CR6-01 X2CR6-02 X2CR6-03 X2CR6-04 ALL REV 0	ANSI 509 ERDA 76-21 IEEE-344-75

5026s/6 - copy of 0571n

TI
APERTURE
CARD

Also Available On
Aperture Card

MASTER
SEISMIC AND DYNAMIC QUALIFICATION SUMMA

DOCKET NO.: 50-424 & 50-425 UTILITY: GEORGIA P

PLANT NAME: VOGTLE ELECTRIC GENERATING PLANT FOR EQUI

THE SUPPLIER IS: X A/E ____ NSSS

	EQUIPMENT				LOCATION		LOADS	
TAG NO.	TYPE AND DESCRIPTION	MANUFACTURER AND MODEL NO.	QUALIFICATION REPORT NO.	QUANTITY	BUILDING AND ELEVATION	MOUNTING	SEIS-MIC	OTH DYNA
2180S3B04 -5 -6 -7 -15 -16	480 V SWITCHGEAR WITH 4160/480 V TRANSFORMERS	GENERAL ELECTRIC COMPANY AKD-6	GE 1083	6	CONTROL 180' AUXILIARY 240' 119'-3"	CF	X	N/

5027s/5 - copy of 0771n

LISTING
RY AND STATUS OF SAFETY RELATED EQUIPMENT

OWER COMPANY A/E: BECHTEL NSSS: WESTINGHOUSE X3AC02
PAGE: 11 OF 283

PMENT LISTED BELOW ____ OTHER SAFETY SYSTEM: AC SYSTEM, 480 VOLTS

CONSIDERED		QUALIFICATION METHOD			LOWEST NATURAL FREQUENCY			STATUS		RRS	
ER MIC	REQUIRED INPUT (ZPA) H/V	ANALYSIS	TEST FREQUENCY	TEST DIRECTION	F/B (HZ)	S/S (HZ)	V (HZ)	QUALIFICATION	INSTALLATION	FIGURE REF.	CODES AND STANDARDS
A	.40/.36	N/A	MF	MD	F3	F3	F3	a	a	X2CR3-1 -2 -3 -(X2CR2-21 -22 -23 -24	IEEE-323-74 -344-75

5027a/6 - copy of 0571n

TI
APERTURE
CARD

Also Available On
Aperture Card

MASTER

SEISMIC AND DYNAMIC QUALIFICATION SUMMAR

DOCKET NO.: 50-424 & 50-425 UTILITY: GEORGIA PO

PLANT NAME: VOGTLE ELECTRIC GENERATING PLANT

THE SUPPLIER IS: X A/E ____ NSSS FOR EQUIP

	EQUIPMENT				LOCATION		LOADS C	
*TAG NO.	TYPE AND DESCRIPTION	MANUFACTURER AND MODEL NO.	QUALIFICATION REPORT NO.	QUANTITY	BUILDING AND ELEVATION	MOUNT-ING	SEIS-MIC	OTHE DYNAM
21805S3B04 -05 -06 -07 -15 -16	ET-16 ET INDICATING LAMP	GE DWG PRT # DA188C7975 P006 DA188C7975 P011	DRF NO. A00-01722	50	AUXILIARY 119'-3" 240' CONTROL 180'	CM	X	N/A
21805S3B04 -05 -06 -07 -15 -16	TIME DELAY RELAY	GE 12 1AV53K DWG PART # DD304A3853 P001	DRF NO. A00-02306	6	AUXILIARY 119'-3" 240' CONTROL 180'	CM	X	N/A
21805S3B04 -05 -06 -07 -15 -16	AKR CIRCUIT BREAKER	GE DWG PART # DD213A6941 P001	DRF NO. A00-02267	6	AUXILIARY 119'-3" 240' CONTROL 180'	CM	X	N/A

* THESE ARE THE TAG# OF SWITCHGEAR(S) IN WHICH THE DEVICE WILL BE INSTALLED.

5027s/7 - copy of 0571n

LISTING
Y AND STATUS OF SAFETY RELATED EQUIPMENT

WER COMPANY A/E: BECHTEL NSSS: WESTINGHOUSE X3AC02
PAGE: 12 OF 283

MENT LISTED BELOW ___ OTHER SAFETY SYSTEM: AC SYSTEM, 480 VOLTS

ONSIDERED	QUALIFICATION METHOD			LOWEST NATURAL FREQUENCY			STATUS		RRS	
R IC	REQUIRED INPUT (ZPA) H/V	ANALYSIS	TEST FREQUENCY	TEST DIRECTION	F/B (Hz)	S/S (Hz)	V (Hz)	QUALIFICATION	INSTALLATION	FIGURE REF.	CODES AND STANDARDS
	ICS	N/A	MF	MD	N/A	N/A	N/A	a	a	ICS	IEEE-323-74 -344-75
	ICS	N/A	MF	MD	N/A	N/A	N/A	a	a	ICS	IEEE-323-74 -344-75
	ICS	N/A	MF	MD	N/A	N/A	N/A	a	a	ICS	IEEE-323-74 -323-75

5027s/8 - copy of 0571n

TI
APERTURE
CARD

Also Available On
Aperture Card

MASTER

SEISMIC AND DYNAMIC QUALIFICATION SUMMA

PLANT NAME: VOGTLE ELECTRIC GENERATING PLANT DOCKET NO.: 50-424 & 50-425 UTILITY: GEORGIA

THE SUPPLIER IS: X A/E ___ NSSS FOR EQU

	EQUIPMENT				LOCATION		LOADS	
TAG NO.	TYPE AND DESCRIPTION	MANUFACTURER AND MODEL NO.	QUALIFICATION REPORT NO.	QUANTITY	BUILDING AND ELEVATION	MOUNTING	SEISMIC	OTH DYNA
21805S3ABA -ABB -ABC -ABD -ABE -ABF	480 VAC MCC	EATON/CH	WYLE REPORT NO. WR83-41	6	AUXILIARY 220' CONTROL 260' DIESEL GEN. 219'	CF	X	NA
21805S3BBA -BBB -BBC -BBD -BBE -BBF	480 VAC MCC	EATON/CH	WYLE REPORT NO. WR83-41	6	AUXILIARY 220' CONTROL 260' DIESEL GEN. 219'	CF	X	NA
21805S3RHF -	AC STARTER	EATON/CH	TEST REPORT NO. AC-10148	2	CONTROL 180'	CW	X	NA

5027s/9 - copy of 0571n

LISTING
RY AND STATUS OF SAFETY RELATED EQUIPMENT

POWER COMPANY A/E: BECHTEL NSSS: WESTINGHOUSE X3AC03
PAGE: 13 OF 283

PMENT LISTED BELOW ____ OTHER SAFETY SYSTEM: AC SYSTEM, 480 VOLTS

CONSIDERED		QUALIFICATION METHOD			LOWEST NATURAL FREQUENCY			STATUS		RRS	
ER MIC	REQUIRED INPUT (ZPA) H/V	ANALYSIS	TEST FREQUENCY	TEST DIRECTION	F/B (Hz)	S/S (Hz)	V (Hz)	QUALIFICATION	INSTALLATION	FIGURE REF.	CODES AND STANDARDS
A	.63/.72	D	-	-	F3	F3	F1	a	a	X2CR2-17 -18 -19 -20	IEEE-323-74 -344-75
A	.63/.72	D	-	-	F3	F3	F1	a	a	X2CR2-17 -18 -19 -20	IEEE-323-74 -344-75
A	.36/.40	-	MF	MD	F3	F3	F1	a	a	X2CR3-09 -10 -11 -12	IEEE-323-74 -344-75

5027s/10 - copy of 0571n

TI
APERTURE
CARD

Also Available On
Aperture Card

8805240295 -13

MASTER
SEISMIC AND DYNAMIC QUALIFICATION SUMMA

PLANT NAME: VOGTLE ELECTRIC GENERATING PLANT

DOCKET NO.: 50-424 & 50-425

UTILITY: GEORGIA P

THE SUPPLIER IS: X A/E ____ NSSS

FOR EQUI

	EQUIPMENT				LOCATION		LOADS	
TAG NO.	TYPE AND DESCRIPTION	MANUFACTURER AND MODEL NO.	QUALIFICATION REPORT NO.	QUANTITY	BUILDING AND ELEVATION	MOUNTING	SEISMIC	OTH DYNA
21805Y31C5 -D6	INVERTER (25 KVA)	ELGAR CORP. 1NV253-3-102	80233	2	CONTROL 180'	CF	X	N/A

5027s/11 - copy of 0571n

LISTING
RY AND STATUS OF SAFETY RELATED EQUIPMENT

OWER COMPANY A/E: BECHTEL NSSS: WESTINGHOUSE

PMENT LISTED BELOW ____ OTHER SAFETY SYSTEM: AC SYSTEM, 480 VOLTS

CONSIDERED	QUALIFICATION METHOD			LOWEST NATURAL FREQUENCY			STATUS		RRS	
ER MIC	REQUIRED INPUT (ZPA) H/V	ANALYSIS	TEST FREQUENCY	TEST DIRECTION	F/B (Hz)	S/S (Hz)	V (Hz)	QUALIFICATION	INSTALLATION	FIGURE REF.	CODES AND STANDARDS
A	.35/.40	N/A	MF	MD	F3	F3	F1	a	a	X2CR3-01 -02 -03 -04	IEEE-323-74! -344-75!

5027s/12 - copy of 0571n

TI
APERTURE
CARD

Also Available On
Aperture Card

8805240295-14

MASTER
SEISMIC AND DYNAMIC QUALIFICATION SUMMAR

PLANT NAME: VOGTLE ELECTRIC GENERATING PLANT DOCKET NO.: 50-424 & 50-425 UTILITY: GEORGIA PO

THE SUPPLIER IS: X A/E ___ NSSS FOR EQUI

	EQUIPMENT				LOCATION		LOADS C	
TAG NO.	TYPE AND DESCRIPTION	MANUFACTURER AND MODEL NO.	QUALIFICATION REPORT NO.	QUANTITY	BUILDING AND ELEVATION	MOUNTING	SEISMIC	OTHE DYNAM
21804W3CB700 -800	4160 VOLT CABLE BUS	CALVERT COMPANY	WYLE #46881-1 NOV. 25, 1983 WYLE #WR-83-13 APRIL, 1983	2	D/G 235' 9" TUNNEL (D/G TO CONTROL) 235' 9" TO 187' 11" CONTROL 187' 11" TO 214' 2"	HM	X	N/A

5028s/5 - copy of 0571n

LISTING
Y AND STATUS OF SAFETY RELATED EQUIPMENT

OWER COMPANY A/E: BECHTEL NSSS: WESTINGHOUSE X3AB05
PAGE: 15 OF 283

MENT LISTED BELOW ___ OTHER SAFETY SYSTEM: AC SYSTEM, 4160 VOLTS

ONSIDERED		QUALIFICATION METHOD			LOWEST NATURAL FREQUENCY			STATUS		RRS	
R IC	REQUIRED INPUT (ZPA) H/V	ANALYSIS	TEST FREQUENCY	TEST DIRECTION	F/B (Hz)	S/S (Hz)	V (Hz)	QUALIFICATION	INSTALLATION	FIGURE REF.	CODES AND STANDARDS
	.40/.42	N/A	SF	MD	F3	F3	F3	a	a	X2CR3-9, 10, 11, 12 X2CR7-5, 6, 7, 8 X2CR6-5, 6	IEEE-323-74 -344-75

5028s/6 - copy of 0571n

TI
APERTURE
CARD

Also Available On
Aperture Card

8805240295 -15

MASTER
SEISMIC AND DYNAMIC QUALIFICATION SUMMAR

PLANT NAME: VOGTLE ELECTRIC GENERATING PLANT

DOCKET NO.: 50-424 & 50-425

UTILITY: GEORGIA PO

THE SUPPLIER IS: X A/E ____ NSSS

FOR EQUIP

	EQUIPMENT				LOCATION		LOADS C	
TAG NO.	TYPE AND DESCRIPTION	MANUFACTURER AND MODEL NO.	QUALIFICATION REPORT NO.	QUANTITY	BUILDING AND ELEVATION	MOUNT-ING	SEIS-MIC	OTHE DYNAM
21804S3A02 -3	4.16 kV METAL CLAD SWITCHGEAR	BROWN-BOVERI 5HK-350 MVA	BBC REPORT NO. 33-51904-SSB & WYLE REPORT NO. 46387-1	2	CONTROL 200'	CF	X	N/A

5028s/7 - copy of 0571n

LISTING
Y AND STATUS OF SAFETY RELATED EQUIPMENT

WER COMPANY A/E: BECHTEL NSSS: WESTINGHOUSE X3AC01

MENT LISTED BELOW ____ OTHER SAFETY SYSTEM: AC SYSTEM, 4160 VOLTS

ONSIDERED	QUALIFICATION METHOD			LOWEST NATURAL FREQUENCY			STATUS		RRS	
R IC	REQUIRED INPUT (ZPA) H/V	ANALYSIS	TEST FREQUENCY	TEST DIRECTION	F/B (Hz)	S/S (Hz)	V (Hz)	QUALIFICATION	INSTALLATION	FIGURE REF.	CODES AND STANDARDS
	.36/.40	N/A	MF	MD	F3	F3	F3	a	a	X2CR3-05 -06 -07 -08	IEEE-323-74 IEEE-344-75

5028s/8 - copy of 0571n

TI
APERTURE
CARD

Also Available On
Aperture Card

MASTER LI
SEISMIC AND DYNAMIC QUALIFICATION SUMMARY

PLANT NAME: VOGTLE ELECTRIC GENERATING PLANT DOCKET NO.: 50-424 & 50-425 UTILITY: GEORGIA POWE

THE SUPPLIER IS: X A/E ____ NSSS FOR EQUIPM.

	EQUIPMENT				LOCATION		LOADS CON	
TAG NO.	TYPE AND DESCRIPTION	MANUFACTURER AND MODEL NO.	QUALIFICATION REPORT NO.	QUANTITY	BUILDING AND ELEVATION	MOUNTING	SEISMIC	OTHER DYNAMIC
21825S3AAA -BAB -CAC -DAD	13.8 KV METAL CLAD SWITCHGEAR	BROWN-BOVERI 15-KV-750 MVA	BBC REPORT NO. 33-51904-SSA	4	CONTROL 200'	CF	X	N/A

5029s/5 - copy of 0571n

SIDERED REQUIRED INPUT (ZPA) H/V	QUALIFICATION METHOD			LOWEST NATURAL FREQUENCY			STATUS		RRS	
	ANALYSIS	TEST FREQUENCY	TEST DIRECTION	F/B (Hz)	S/S (Hz)	V (Hz)	QUALIFICATION	INSTALLATION	FIGURE REF.	CODES AND STANDARDS
.36/.40	N/R	MF	MD	F3	F3	F3	a	a	X2CR3-05 -06 -07 -08	IEEE-323-74 -344-75

TI
APERTURE
CARD

Also Available On
Aperture Card

8805240295-17

MASTER

SEISMIC AND DYNAMIC QUALIFICATION SUMMAR

DOCKET NO.: 50-424 & 50-425 UTILITY: GEORGIA PO

PLANT NAME: VOGTLE ELECTRIC GENERATING PLANT

THE SUPPLIER IS: X A/E ____ NSSS FOR EQUIP

	EQUIPMENT				LOCATION		LOADS C	
TAG NO.	TYPE AND DESCRIPTION	MANUFACTURER AND MODEL NO.	QUALIFICATION REPORT NO.	QUANTITY	BUILDING AND ELEVATION	MOUNT-ING	SEIS-MIC	OTHE DYNAM
2LSH9812 -13 -26 -27	LEAK DETECTION SWITCHES TYPE LS-41740	TRANSAMERICA DELAVAL, INC. P/N LS-58310 SINGLE-LEVEL SWITCH	WYLE LAB 47037-1 44814-1 45700-1	4	AUXILIARY 170'-8"	CW	X	N/A
2LSH9842 -56 -57 -68 -69	LEAK DETECTION SWITCHES TYPE LS-41740	TRANSAMERICA DELAVAL, INC. P/N LS-58310 SINGLE-LEVEL SWITCH	WYLE LAB 47037-1 44814-1 45700-1	5	AUXILIARY 170'-8"	CW	X	N/A
2LSH9861 -72 -73 -74 -30 -16 -17 -46	LEAK DETECTION SWITCHES TYPE LS-41740	TRANSAMERICA DELAVAL, INC. P/N LS-58310 SINGLE-LEVEL SWITCH	WYLE LAB 47037-1 44814-1 45700-1	8	AUXILIARY 170'-8"	CW	X	N/A
2LSH9855 -60 -31	LEAK DETECTION SWITCHES TYPE LS-41740	TRANSAMERICA DELAVAL, INC. P/N LS-58310 SINGLE-LEVEL SWITCH	WYLE LAB 47037-1 44814-1 45700-1	3	AUXILIARY 170'-8"	CW	X	N/A

LISTING
Y AND STATUS OF SAFETY RELATED EQUIPMENT

WER COMPANY A/E: BECHTEL NSSS: WESTINGHOUSE

MENT LISTED BELOW ____ OTHER SAFETY SYSTEM: AUXILIARY BUILDING FLOOD RETAINING ROOMS, ALARMS AND DRAINS

ONSIDERED	QUALIFICATION METHOD			LOWEST NATURAL FREQUENCY			STATUS		RRS	
R IC: REQUIRED INPUT (ZPA) H/V	ANALYSIS	TEST FREQUENCY	TEST DIRECTION	F/B (Hz)	S/S (Hz)	V (Hz)	QUALIFICATION	INSTALLATION	FIGURE REF.	CODES AND STANDARDS
.35/.30	-	MF	MD	F1	F1	F1	a	d	X2CR2-13 -14 -15 -16	IEEE-323-74 -344-75
.35/30	-	MF	MD	F1	F1	F1	a	d	X2CR2-13 -14 -15 -16	IEEE-323-74 -344-75
.35/30	-	MF	MD	F1	F1	F1	a	d	X2CR2-13 -14 -15 -16	IEEE-323-74 -344-75
.35/30	-	MF	MD	F1	F1	F1	a	d	X2CR2-13 -14 -15 -16	IEEE-323-74 -344-75

5030s/6 - copy of 0571n

TI
APERTURE
CARD

Also Available On
Aperture Card

8805240295-18

MASTER
SEISMIC AND DYNAMIC QUALIFICATION SUMMAR

DOCKET NO.: 50-424 & 50-425 UTILITY: GEORGIA PO

PLANT NAME: VOGTLE ELECTRIC GENERATING PLANT

FOR EQUIP

THE SUPPLIER IS: X A/E ____ NSSS

	EQUIPMENT				LOCATION		LOADS C	
TAG NO.	TYPE AND DESCRIPTION	MANUFACTURER AND MODEL NO.	QUALIFICATION REPORT NO.	QUANTITY	BUILDING AND ELEVATION	MOUNT-ING	SEIS-MIC	OTHE DYNAM
2FE1966 -76	AVERAGING PITOT FLOW SENSORS	DIETERICH STANDARD CO. ANR-76	ER-5068	2	AUXILIARY BUILDING	LM	X	X
2FE11829	AVERAGING PITOT FLOW SENSORS	DIETERICH STANDARD CO. ANR-76	ER-5068-1	1	AUXILIARY BUILDING	LM	X	X

5031s/5 - copy of 0571n

LISTING
Y AND STATUS OF SAFETY RELATED EQUIPMENT

WER COMPANY A/E: BECHTEL NSSS: WESTINGHOUSE X5AG14
PAGE: 19 OF 283

MENT LISTED BELOW ____ OTHER SAFETY SYSTEM: AUXILIARY COMPONENT COOLING WATER SYSTEM

ONSIDERED	QUALIFICATION METHOD			LOWEST NATURAL FREQUENCY			STATUS		RRS	
REQUIRED INPUT (ZPA) H/V	ANALYSIS	TEST FREQUENCY	TEST DIRECTION	F/B (Hz)	S/S (Hz)	V (Hz)	QUALIFICATION	INSTALLATION	FIGURE REF.	CODES AND STANDARDS
4.5/4.5	S	-	-	F1	F1	F1	a	a	RIM	ASME III IEEE-344-75
4.5/4.5	S	-	-	F1	F1	F1	a	a	RIM	ASME III IEEE-344-75

5031s/6 - copy of 0571n

TI
APERTURE
CARD

Also Available On
Aperture Card

8805240295-17

MASTER LI
SEISMIC AND DYNAMIC QUALIFICATION SUMMARY

PLANT NAME: VOGTLE ELECTRIC GENERATING PLANT DOCKET NO.: 50-424 & 50-425 UTILITY: GEORGIA POWE

THE SUPPLIER IS: X A/E ___ NSSS FOR EQUIPME

	EQUIPMENT				LOCATION		LOADS CON	
TAG NO.	TYPE AND DESCRIPTION	MANUFACTURER AND MODEL NO.	QUALIFICATION REPORT NO.	QUANTITY	BUILDING AND ELEVATION	MOUNTING	SEISMIC	OTHER DYNAMIC
2PSV2084 -88	NUCLEAR SAFETY VALVES AND RELIEF VALVES	CROSBY VALVE AND GAGE CO. 3/4 X 1 JMB	WYLE REACT #46363-1 (CROSBY # 4042) DESIGN RPT EC-945	1	AUXILIARY 178' LINE MTD	LM	X	N/R
2PSV2025	NUCLEAR SAFETY VALVES AND RELIEF VALVES	CROSBY VALVE AND GAGE CO. 3/4 X 1 JMB	WYLE REACT #46363-1 (CROSBY # 4042) DESIGN RPT EC-945	1	CONTAINMENT 178' 6" LINE MTD	LM	X	N/R

5031s/7 - copy of 057:n

STING
AND STATUS OF SAFETY RELATED EQUIPMENT

R COMPANY A/E: BECHTEL NSSS: WESTINGHOUSE X5AC05
PAGE: 20 OF 283

NT LISTED BELOW ____ OTHER SAFETY SYSTEM: AUXILIARY COMPONENT COOLING WATER SYSTEM

SIDERED REQUIRED INPUT (ZPA) H/V	QUALIFICATION METHOD: ANALYSIS	QUALIFICATION METHOD: TEST FREQUENCY	QUALIFICATION METHOD: TEST DIRECTION	LOWEST NATURAL FREQUENCY: F/B (Hz)	LOWEST NATURAL FREQUENCY: S/S (Hz)	LOWEST NATURAL FREQUENCY: V (Hz)	STATUS: QUALIFICATION	STATUS: INSTALLATION	RRS: FIGURE REF.	CODES AND STANDARDS
2.1/2.1	X	SF, MF	MD	F1	F1	F1	a	a	RIM	ASME III IEEE-323-74 -344-75
2.1/2.1	X	SF, MF	MD	F1	F1	F1	a	a	RIM	ASME III IEEE-323-74 -344-75

5031s/8 - copy of 0571n

TI
APERTURE
CARD

Also Available On
Aperture Card

8805240295 -20

MASTER
SEISMIC AND DYNAMIC QUALIFICATION SUMMA

PLANT NAME: VOGTLE ELECTRIC GENERATING PLANT DOCKET NO.: 50-424 & 50-425 UTILITY: GEORGIA P

THE SUPPLIER IS: X A/E ___ NSSS FOR EQUI

	EQUIPMENT				LOCATION		LOADS	
TAG NO.	TYPE AND DESCRIPTION	MANUFACTURER AND MODEL NO.	QUALIFICATION REPORT NO.	QUANTITY	BUILDING AND ELEVATION	MOUNTING	SEISMIC	OTHE DYNA
2PSV2010	NUCLEAR SAFETY VALVES AND RELIEF VALVES	CROSBY VALVE AND GAGE CO. 3/4 X 1 JMB	WYLE REACT #46363-1 (CROSBY # 4042) DESIGN RPT EC-945	1	CONTAINMENT 177' 6" LINE MTD	LM	X	N/
2PSV2101	NUCLEAR SAFETY VALVES AND RELIEF VALVES	CROSBY VALVE AND GAGE CO. 3/4 X 1 JMB	WYLE REACT #46363-1 (CROSBY # 4042) DESIGN RPT EC-945	1	AUXILIARY 151' 2" LINE MTD	LM	X	N/

5031s/9 - copy of 0571n

LISTING
Y AND STATUS OF SAFETY RELATED EQUIPMENT

WER COMPANY A/E: BECHTEL NSSS: WESTINGHOUSE X5AC05
PAGE: 21 OF 283

MENT LISTED BELOW ____ OTHER SAFETY SYSTEM: AUXILIARY COMPONENT COOLING WATER SYSTEM

ONSIDERED	QUALIFICATION METHOD			LOWEST NATURAL FREQUENCY			STATUS		RRS	
R IC REQUIRED INPUT (ZPA) H/V	ANALYSIS	TEST FREQUENCY	TEST DIRECTION	F/B (Hz)	S/S (Hz)	V (Hz)	QUALIFICATION	INSTALLATION	FIGURE REF.	CODES AND STANDARDS
2.1/2.1	X	SF, MF	MD	F1	F1	F1	a	a	RIM	ASME III IEEE-323-74 -344-75
2.1/2.1	X	SF, MF	MD	F1	F1	F1	a	a	RIM	ASME III ANSI B16.5 IEEE-323-74 -344-75

5031s/10 - copy of 0571n

TI
APERTURE
CARD

Also Available On
Aperture Card

8805240295-21

MASTER
SEISMIC AND DYNAMIC QUALIFICATION SUMMAR

PLANT NAME: VOGTLE ELECTRIC GENERATING PLANT DOCKET NO.: 50-424 & 50-425 UTILITY: GEORGIA PO

THE SUPPLIER IS: X A/E ___ NSSS FOR EQUIP

	EQUIPMENT				LOCATION		LOADS C	
TAG NO.	TYPE AND DESCRIPTION	MANUFACTURER AND MODEL NO.	QUALIFICATION REPORT NO.	QUANTITY	BUILDING AND ELEVATION	MOUNT-ING	SEIS-MIC	OTHE DYNAM
2HV19051 -53 -55 -57	2.5"-1500# F. W. GATE V. W/LIMITORQUE M. O.	ANCHOR/DARLING 19001-38	R83.039, 30004, 46470-04	4	CONTAINMENT 220'	LM	X	X
2HV19051 -53 -55 -57	VALVE MOTOR OPERATOR	LIMITORQUE SMB-00-10	B0058	4	CONTAINMENT 220'	EM	X	X

5031s/11 - copy of 0571n

LISTING
Y AND STATUS OF SAFETY RELATED EQUIPMENT

WER COMPANY A/E: BECHTEL NSSS: WESTINGHOUSE X4AR01
PAGE: 22 OF 283

MENT LISTED BELOW ____ OTHER SAFETY SYSTEM: AUXILIARY COMPONENT COOLING WATER SYSTEM

ONSIDERED	QUALIFICATION METHOD			LOWEST NATURAL FREQUENCY			STATUS		RRS	
REQUIRED INPUT (ZPA) H/V	ANALYSIS	TEST FREQUENCY	TEST DIRECTION	F/B (Hz)	S/S (Hz)	V (Hz)	QUALIFICATION	INSTALLATION	FIGURE REF.	CODES AND STANDARDS
2.1/2.1	S	-	-	F1	F1	F1	a	a	RIM	IEEE-323-74 -344-75 ASME III
2.1/2.1	N/A	SF	SD	F1	F1	F1	a	a	RIM	IEEE-323-74 -344-75

5031s/12 - copy of 0571n

TI
APERTURE
CARD

Also Available On
Aperture Card

8805240295 -22

MASTER
SEISMIC AND DYNAMIC QUALIFICATION SUMMAR

PLANT NAME: VOGTLE ELECTRIC GENERATING PLANT DOCKET NO.: 50-424 & 50-425 UTILITY: GEORGIA PO

THE SUPPLIER IS: X A/E ___ NSSS FOR EQUIP

	EQUIPMENT				LOCATION		LOADS C	
TAG NO.	TYPE AND DESCRIPTION	MANUFACTURER AND MODEL NO.	QUALIFICATION REPORT NO.	QUANTITY	BUILDING AND ELEVATION	MOUNT-ING	SEIS-MIC	OTHE DYNAM
2HV2041	3"-1500# F. W. GATE V. W/LIMITORQUE M. O.	ANCHOR/DARLING E9001-58 LIMITORQUE	R83.040, 30004	1	CONTAINMENT 220'	LM	X	X
2HV2041	VALVE MOTOR OPERATOR	LIMITORQUE SMB-00-15	80058	1	CONTAINMENT 220'	EM	X	X

5032s/5 - copy of 0571n

LISTING
Y AND STATUS OF SAFETY RELATED EQUIPMENT

WER COMPANY A/E: BECHTEL NSSS: WESTINGHOUSE X4AR01

MENT LISTED BELOW ____ OTHER SAFETY SYSTEM: AUXILIARY COMPONENT COOLING WATER SYSTEM

ONSIDERED	QUALIFICATION METHOD			LOWEST NATURAL FREQUENCY			STATUS		RRS	
REQUIRED INPUT (ZPA) H/V	ANALYSIS	TEST FREQUENCY	TEST DIRECTION	F/B (Hz)	S/S (Hz)	V (Hz)	QUALIFICATION	INSTALLATION	FIGURE REF.	CODES AND STANDARDS
2.1/2.1	S	-	-	F1	F1	F1	a	a	RIM	IEEE-323-74 -344-75 ASME III
2.1/2.1	N/A	SF	SD	F1	F1	F1	a	a	RIM	IEEE-323-74 -344-75

5032s/6 - copy of 0571n

TI APERTURE CARD

Also Available On Aperture Card

MASTER
SEISMIC AND DYNAMIC QUALIFICATION SUMMAR

PLANT NAME: VOGTLE ELECTRIC GENERATING PLANT DOCKET NO.: 50-424 & 50-425 UTILITY: GEORGIA PO

THE SUPPLIER IS: X A/E ___ NSSS FOR EQUI

	EQUIPMENT				LOCATION		LOADS C	
TAG NO.	TYPE AND DESCRIPTION	MANUFACTURER AND MODEL NO.	QUALIFICATION REPORT NO.	QUANTITY	BUILDING AND ELEVATION	MOUNT-ING	SEIS-MIC	OTHE DYNAM
2HV2042 -44	10" BUTTERFLY VALVE WITH MANUAL OPERATOR	FISHER 9280 MANUAL ACTUATOR 1073-2	FQP-11C-8	2	AUXILIARY 209'	LM	X	-
2HV2060 -62	14" BUTTERFLY VALVE WITH MANUAL OPERATOR	FISHER 9280 MANUAL ACTUATOR #1073-2	FQP-11C-15	2	AUXILIARY 170'	LM	X	-
2HV2055 -56 -57 -58 -65 -66	16" BUTTERFLY VALVE WITH MANUAL OPERATOR	FISHER 9280 MANUAL ACTUATOR 1073-2	FQP-11C-16	6	AUXILIARY 220'	LM	X	-
2HV2059 2HV2061	16" BUTTERFLY VALVE WITH MANUAL OPERATOR	FISHER 9280 MANUAL ACTUATOR #1073-2	FQP-11C-17	2	AUXILIARY 170'	LM	X	-

5032s/7 - copy of 0571n

LISTING
Y AND STATUS OF SAFETY RELATED EQUIPMENT

WER COMPANY A/E: BECHTEL NSSS: WESTINGHOUSE

X5AC03
PAGE: 24 OF 283

MENT LISTED BELOW ___ OTHER SAFETY SYSTEM: AUXILIARY COMPONENT COOLING WATER SYSTEM

ONSIDERED	QUALIFICATION METHOD			LOWEST NATURAL FREQUENCY			STATUS		RRS	
REQUIRED INPUT (ZPA) H/V	ANALYSIS	TEST FREQUENCY	TEST DIRECTION	F/B (Hz)	S/S (Hz)	V (Hz)	QUALIFICATION	INSTALLATION	FIGURE REF.	CODES AND STANDARDS
4.3/4.5	S	N/A	N/A	F1	F1	F1	a	a	RIM	ASME III IEEE-323-74 -344-75
4.5/4.5	S	N/A	N/A	F1	F1	F1	a	a	RIM	ASME III IEEE-323-74 -344-75
4.5/4.5	S	N/A	N/A	F1	F1	F1	a	a	RIM	ASME III IEEE-323-74 -344-75
4.5/4.5	S	N/A	N/A	F1	F1	F1	a	a	RIM	ASME III IEEE-323-74 -344-75

5032s/8 - copy of 0571n

TI
APERTURE
CARD

Also Available On
Aperture Card

8805240295 - 24

MASTER L

SEISMIC AND DYNAMIC QUALIFICATION SUMMARY

PLANT NAME: VOGTLE ELECTRIC GENERATING PLANT DOCKET NO.: 50-424 & 50-425 UTILITY: GEORGIA POW

THE SUPPLIER IS: X A/E ___ NSSS FOR EQUIPM

	EQUIPMENT				LOCATION		LOADS CO	
TAG NO.	TYPE AND DESCRIPTION	MANUFACTURER AND MODEL NO.	QUALIFICATION REPORT NO.	QUANTITY	BUILDING AND ELEVATION	MOUNTING	SEISMIC	OTHER DYNAMI
2HV1974 -78	10"-150# BUTTERFLY VALVE WITH MOTOR OPERATOR ACTUATOR	FISHER 9280	FQP-11AB-4	2	CONTAINMENT 206'	LM	X	-
2HV1974 -78	LIMITORQUE ACTUATOR	LIMITORQUE #SMB-000/5-HIBC (W/RH-TYPE MOTOR)	B0058 and ADD'M TO B0058	2	CONTAINMENT 206'	EM	X	-
2HV1975 -79	10"-150# BUTTERFLY VALVE WITH MOTOR OPERATOR ACTUATOR	FISHER 9280 LIMITORQUE SMB-000/5-HIBC	FQP-11AB-4	2	VARIOUS	LM	X	
2HV1975 -79	LIMITORQUE ACTUATOR	LIMITORQUE SMB-000/5-HIBC (W/RH-TYPE MOTOR)	B0058 & ADD M TO B0058	2	VARIOUS	EM	X	

5032s/9 - copy of 0571n

STING
AND STATUS OF SAFETY RELATED EQUIPMENT

ER COMPANY A/E: BECHTEL NSSS: WESTINGHOUSE X5AC03
PAGE: 25 OF 283

ENT LISTED BELOW ____ OTHER SAFETY SYSTEM: AUXILIARY COMPONENT COOLING WATER SYSTEM

NSIDERED	QUALIFICATION METHOD			LOWEST NATURAL FREQUENCY			STATUS		RRS	
REQUIRED INPUT (ZPA) H/V	ANALYSIS	TEST FREQUENCY	TEST DIRECTION	F/B (Hz)	S/S (Hz)	V (Hz)	QUALIFICATION	INSTALLATION	FIGURE REF.	CODES AND STANDARDS
2.1/2.1	S	N/A	N/A	F1	F1	F1	a	a	RIM	ASME III IEEE-323-74 -344-75
2.1/2.1	-	SF	SD	F1	F1	F1	a	a	RIM	ASME III IEEE-323-74 -344-75
2.1/2.1	S	N/A	N/A	F1	F1	F1	a	a	RIM	ASME III IEEE-323-74 -344-75
2.1/2.1	-	SF	SD	F1	F1	F1	a	a	RIM	IEEE-323-74 -323-75

5032a/10 - copy of 0571n

TI APERTURE CARD

Also Available On Aperture Card

8805240295-25

MASTER
SEISMIC AND DYNAMIC QUALIFICATION SUMMA

PLANT NAME: VOGTLE ELECTRIC GENERATING PLANT DOCKET NO.: 50-424 & 50-425 UTILITY: GEORGIA P

THE SUPPLIER IS: X A/E __ NSSS FOR EQUI

	EQUIPMENT				LOCATION		LOADS	
TAG NO.	TYPE AND DESCRIPTION	MANUFACTURER AND MODEL NO.	QUALIFICATION REPORT NO.	QUANTITY	BUILDING AND ELEVATION	MOUNTING	SEISMIC	OTH DYNA
2-PSV-11024 -25	NUCLEAR SAFETY AND RELIEF VALVE	CROSBY VALVE AND GAGE CO. 1 X 2 JMB-WR	DESIGN RPT EC-11[illegible] FREQ RPT EC-1136	2	AUXILIARY EL. N/A	LM	X	N/

5032s/11 - copy of 0571n

LISTING
RY AND STATUS OF SAFETY RELATED EQUIPMENT

OWER COMPANY A/E: BECHTEL NSSS: WESTINGHOUSE

PMENT LISTED BELOW ___ OTHER SAFETY SYSTEM: AUXILIARY COMPONENT COOLING WATER SYSTEM

ER MIC	CONSIDERED REQUIRED INPUT (ZPA) H/V	QUALIFICATION METHOD: ANALYSIS	QUALIFICATION METHOD: TEST FREQUENCY	QUALIFICATION METHOD: TEST DIRECTION	LOWEST NATURAL FREQUENCY: F/B (Hz)	LOWEST NATURAL FREQUENCY: S/S (Hz)	LOWEST NATURAL FREQUENCY: V (Hz)	STATUS: QUALIFICATION	STATUS: INSTALLATION	RRS: FIGURE REF.	CODES AND STANDARDS
A	4.5/4.5	X	N/A	N/A	F1	F1	F1	a	a	RIM ATT # 7 SEC. E	ASME III IEEE-323-74 -323-75

5032s/12 - copy of 0571n

TI
APERTURE
CARD

Also Available On
Aperture Card

8805240295-26

MASTER
SEISMIC AND DYNAMIC QUALIFICATION SUMMA

PLANT NAME: VOGTLE ELECTRIC GENERATING PLANT DOCKET NO.: 50-424 & 50-425 UTILITY: GEORGIA P

THE SUPPLIER IS: X A/E ___ NSSS FOR QU

	EQUIPMENT				LOCATION		LOADS	
TAG NO.	TYPE AND DESCRIPTION	MANUFACTURER AND MODEL NO.	QUALIFICATION REPORT NO.	QUANTITY	BUILDING AND ELEVATION	MOUNTING	SEISMIC	OTH DYNA
2FT2043 2FT19052 -54 -56 -58 2PT2041	PRESSURE & DIFFERENTIAL PRESSURE TRANSMITTER	ROSEMOUNT MODEL 1153 SERIES B	108025 108026	6	CONTAINMENT 258'	RM & CW	X	N/
2PT1956 -57	PRESSURE & DIFFERENTIAL PRESSURE TRANSMITTER	ROSEMOUNT MODEL 1153 SERIES B	108025 108026	2	AUXILIARY 170'-6"	RM & CW	X	N/
2FT11829 11830	PRESSURE & DIFFERENTIAL PRESSURE TRANSMITTER	ROSEMOUNT MODEL 1153 SERIES B	108025 108026	2	AUXILIARY 195'	RM & CW	X	N/

5032s/13 - copy of 0571n

LISTING
RY AND STATUS OF SAFETY RELATED EQUIPMENT

OWER COMPANY A/E: BECHTEL NSSS: WESTINGHOUSE X5AD04

PMENT LISTED BELOW ____ OTHER SAFETY SYSTEM: AUXILIARY COMPONENT COOLING WATER SYSTEM

ER MIC	CONSIDERED REQUIRED INPUT (ZPA) H/V	QUALIFICATION METHOD: ANALYSIS	TEST FREQUENCY	TEST DIRECTION	LOWEST NATURAL FREQUENCY: F/B (Hz)	S/S (Hz)	V (Hz)	STATUS: QUALIFICATION	INSTALLATION	RRS: FIGURE REF.	CODES AND STANDARDS
R	.80/.90	N/A	MF	MD	F1	F1	F1	b a	a	X2CR6-01 -02 -03 -04	IEEE-323-74 -344-75
A	.80/.90	-	MF	MD	F1	F1	F1	a	a	X2CR6-01 -02 -03 -04	IEEE-323-74 -344-75
A	.80/.90	-	MF	MD	F1	F1	F1	a	a	X2CR6-01 -02 -03 -04	IEEE-323-74 -344-75

5032s/14 - copy of 0571n

TI
APERTURE
CARD

Also Avai'able On
Aperture Card

MASTER L
SEISMIC AND DYNAMIC QUALIFICATION SUMMARY

DOCKET NO.: 50-424 & 50-425 UTILITY: GEORGIA POW

PLANT NAME: VOGTLE ELECTRIC GENERATING PLANT FOR EQUIPM

THE SUPPLIER IS: X A/E ____ NSSS

	EQUIPMENT				LOCATION		LOADS CO	
TAG NO.	TYPE AND DESCRIPTION	MANUFACTURER AND MODEL NO.	QUALIFICATION REPORT NO.	QUANTITY	BUILDING AND ELEVATION	MOUNT-ING	SEIS-MIC	OTHER DYNAMI
2LSLL1956 -1957	LEVEL FLOAT SWITCH	MAGNETROL INTERNATIONAL INC. BCS 751	ND APRIL 7, 1980	4	AUXILIARY 220'	EM	X	N/R
2LSL7760A -B	LEVEL FLOAT SWITCH	MAGNETROL INTERNATIONAL INC. BCS 751	ND APRIL 7, 1980	2	OUTSIDE AREA	EM	X	N/R

5032s/15 - copy of 0571n

ISTING
AND STATUS OF SAFETY RELATED EQUIPMENT

ER COMPANY A/E: BECHTEL NSSS: WESTINGHOUSE

ENT LISTED BELOW ___ OTHER SAFETY SYSTEM: AUXILIARY COMPONENT COOLING WATER SYSTEM

NSIDERED	QUALIFICATION METHOD			LOWEST NATURAL FREQUENCY			STATUS		RRS	
C REQUIRED INPUT (ZPA) H/V	ANALYSIS	TEST FREQUENCY	TEST DIRECTION	F/B (Hz)	S/S (Hz)	V (Hz)	QUALIFICATION	INSTALLATION	FIGURE REF.	CODES AND STANDARDS
3.0/4.0	-	MF	MD	F3	F3	F3	a	a	NOTE 4	IEEE-323-74 -344-75
3.0/4.0	-	MF	FD	F3	F3	F3	a	a	NOTE 4	IEEE-323-74 -344-75

5032s/16 - copy of 0371n

TI
APERTURE
CARD

Also Available On
Aperture Card

MASTER
SEISMIC AND DYNAMIC QUALIFICATION SUMMAR

DOCKET NO.: 50-424 & 50-425 UTILITY: GEORGIA PO

PLANT NAME: VOGTLE ELECTRIC GENERATING PLANT

THE SUPPLIER IS: X A/E ___ NSSS FOR EQUIP

	EQUIPMENT				LOCATION		LOADS C	
TAG NO.	TYPE AND DESCRIPTION	MANUFACTURER AND MODEL NO.	QUALIFICATION REPORT NO.	QUANTITY	BUILDING AND ELEVATION	MOUNT-ING	SEIS-MIC	OTHE DYNAM
2121U4084 -85 -86 -87	2.5" CHECK VALVE 1500#	ANCHOR/DARLING E9001-85	R83-050	4	N/A	LM	X	N/A

5032s/17 - copy of 0571n

LISTING
Y AND STATUS OF SAFETY RELATED EQUIPMENT

WER COMPANY A/E: BECHTEL NSSS: WESTINGHOUSE X4AR01

MENT LISTED BELOW ___ OTHER SAFETY SYSTEM: AUXILIARY COMPONENT COOLING WATER SYSTEM

ONSIDERED		QUALIFICATION METHOD			LOWEST NATURAL FREQUENCY			STATUS		RRS	
R IC	REQUIRED INPUT (ZPA) H/V	ANALYSIS	TEST FREQUENCY	TEST DIRECTION	F/B (Hz)	S/S (Hz)	V (Hz)	QUALIFICATION	INSTALLATION	FIGURE REF.	CODES AND STANDARDS
	2.1/2.1	S	-	-	F1	F1	F1	a	a	RIM	ASME III

5032s/18 - copy of 0571n

TI
APERTURE
CARD

Also Available On
Aperture Card

MASTER
SEISMIC AND DYNAMIC QUALIFICATION SUMMA

PLANT NAME: VOGTLE ELECTRIC GENERATING PLANT DOCKET NO.: 50-424 & 50-425 UTILITY: GEORGIA P

FOR EQUI

THE SUPPLIER IS: X A/E ___ NSSS

	EQUIPMENT				LOCATION		LOADS	
TAG NO.	TYPE AND DESCRIPTION	MANUFACTURER AND MODEL NO.	QUALIFICATION REPORT NO.	QUANTITY	BUILDING AND ELEVATION	MOUNTING	SEISMIC	OTH DYNA
Various	3/4" CHECK VALVE 600#	ROCKWELL INTL. FIG. 838 YT2, RYT2	SA497907	Lot	N/A	LM	X	N/

5032s/19 - copy of 0571n

LISTING
RY AND STATUS OF SAFETY RELATED EQUIPMENT

OWER COMPANY A/E: BECHTEL NSSS: WESTINGHOUSE

PMENT LISTED BELOW ____ OTHER SAFETY SYSTEM: AUXILIARY COMPONENT COOLING WATER SYSTEM

CONSIDERED ER MIC	REQUIRED INPUT (ZPA) H/V	QUALIFICATION METHOD: ANALYSIS	QUALIFICATION METHOD: TEST FREQUENCY	QUALIFICATION METHOD: TEST DIRECTION	LOWEST NATURAL FREQUENCY: F/B (Hz)	LOWEST NATURAL FREQUENCY: S/S (Hz)	LOWEST NATURAL FREQUENCY: V (Hz)	STATUS: QUALIFICATION	STATUS: INSTALLATION	RRS: FIGURE REF.	CODES AND STANDARDS
A	4.5/4.5	S	-	-	F1	F1	F1	a	a	RIM	ASME III

5032s/20 - copy of 0571n

TI
APERTURE
CARD

Also Available On
Aperture Card

MASTER LI

SEISMIC AND DYNAMIC QUALIFICATION SUMMARY

PLANT NAME: VOGTLE ELECTRIC GENERATING PLANT

DOCKET NO.: 50-424 & 50-425

UTILITY: GEORGIA POWE

THE SUPPLIER . : X A/E ___ NSSS

FOR EQUIPME

	EQUIPMENT				LOCATION		LOADS CON	
TAG NO.	TYPE AND DESCRIPTION	MANUFACTURER AND MODEL NO.	QUALIFICATION REPORT NO.	QUANTITY	BUILDING AND ELEVATION	MOUNT-ING	SEIS-MIC	OTHER DYNAMIC
21593B700'000 -2000	AERO-PROPELLER FAN & MOTOR	BUFFALO FORGE #24 HB AEROPROP	MME 83-929	2	AUXILIARY FEEDWATER PUMPHOUSE 224' 3"	HM	X	N/R

5033s/5 - copy of 0571n

STING
AND STATUS OF SAFETY RELATED EQUIPMENT

R COMPANY A/E: BECHTEL NSSS: WESTINGHOUSE X4AJ02

NT LISTED BELOW ____ OTHER SAFETY SYSTEM: AUXILIARY FEEDWATER PUMPHOUSE HVAC SYSTEM

SIDERED REQUIRED INPUT (ZPA) H/V	QUALIFICATION METHOD			LOWEST NATURAL FREQUENCY			STATUS		RRS	
	ANALYSIS	TEST FREQUENCY	TEST DIRECTION	F/B (Hz)	S/S (Hz)	V (Hz)	QUALIFICATION	INSTALLATION	FIGURE REF.	CODES AND STANDARDS
.40/.32	S	N/A	N/A	F1	F1	F1	a	d b	X2CR7-05 -06 -07 -08	AMCA 99 IEEE-344-75

5033s/6 - copy of 0571n

TI APERTURE CARD

Also Available On Aperture Card

8805240295-3/

MASTER
SEISMIC AND DYNAMIC QUALIFICATION SUMMA

PLANT NAME: VOGTLE ELECTRIC GENERATING PLANT DOCKET NO.: 50-424 & 50-425 UTILITY: GEORGIA P

THE SUPPLIER IS: X A/E ____ NSSS FOR EQUI

	EQUIPMENT				LOCATION		LOADS	
TAG NO.	TYPE AND DESCRIPTION	MANUFACTURER AND MODEL NO.	QUALIFICATION REPORT NO.	QUANTITY	BUILDING AND ELEVATION	MOUNTING	SEISMIC	OTH DYNA
21593D7103	BACKDRAFT DAMPERS 42" X 34"	TECHNO	883B 1083A	7	AUXILIARY FEEDWATER PUMPHOUSE 239'	HM	X	PLAN VIBR TION AGIN
-104	42" X 34"							
-101	120" X 24"							
-105	30" X 30"							
-106	30" X 30"							
-107	30" X 30"							
-108	30" X 30"							
2159307102	60" X 24"	TECHNO	883B 1083A	1	AUXILIARY FEEDWATER PUMPHOUSE 239'	HM	X	PLAN VIBR ION AGIN

5033s/7 - copy of 0571n

LISTING
RY AND STATUS OF SAFETY RELATED EQUIPMENT

OWER COMPANY A/E: BECHTEL NSSS: WESTINGHOUSE

PMENT LISTED BELOW ____ OTHER SAFETY SYSTEM: AUXILIARY FEEDWATER PUMPHOUSE HVAC SYSTEM

CONSIDERED		QUALIFICATION METHOD			LOWEST NATURAL FREQUENCY			STATUS		RRS	
ER MIC	REQUIRED INPUT (ZPA) H/V	ANALYSIS	TEST FREQUENCY	TEST DIRECTION	F/B (Hz)	S/S (Hz)	V (Hz)	QUALIFICATION	INSTALLATION	FIGURE REF.	CODES AND STANDARDS
T A- G	.80/.90	S	-	-	F1	F1	F1	a	b	X2CR6-01 -02 -03 -04	ANSI 509 ERDA 76-21 IEEE-344-75
T AT-1 G	.80/.90	S	-	-	F1	F1	F1	a	b	X2CR6-01 -02 -03 -04	ANSI 509 ERDA 76-21 IEEE-344-75

5033s/8 - copy of 0571n

TI
APERTURE
CARD

Also Available On
Aperture Card

8805240295-32

MASTER
SEISMIC AND DYNAMIC QUALIFICATION SUMMAR

DOCKET NO.: 50-424 & 50-425 UTILITY: GEORGIA PO

PLANT NAME: VOGTLE ELECTRIC GENERATING PLANT

THE SUPPLIER IS: X A/E ___ NSSS FOR EQUIP

	EQUIPMENT				LOCATION		LOADS C	
TAG NO.	TYPE AND DESCRIPTION	MANUFACTURER AND MODEL NO.	QUALIFICATION REPORT NO.	QUANTITY	BUILDING AND ELEVATION	MOUNT-ING	SEIS-MIC	OTHE DYNAM
2-TIS-12005 -6	TEMPERATURE CONTROLLER (CONTROLLER)	UNITED ELECTRIC CO. 802-6AS, M300, M320	ACTON REPORT #17255	2	AFWPH 215'	CW	X	N/A
2-TIS-12005 -6	TEMPERATURE CONTROLLER (THERMOWELL & SENSOR)	UNITED ELECTRIC CO. 802-6AS, M300, M320	ACTON REPORT #17255	2	AFWPH 215'	LM	X	N/A
2HV12005 -6	30" X 30" WITH LIMITORQUE ACTUATOR	QAD LOW LEAKAGE LIMITORQUE SMC-04-3/HOBC	NQS#1027-1 1027-2 FHI#30015 #B0058	2	AUXILIARY FEEDWATER PUMPHOUSE 215'	HM	X	N/A

5033s/9 - copy of 0571n

LISTING
Y AND STATUS OF SAFETY RELATED EQUIPMENT

WER COMPANY A/E: BECHTEL NSSS: WESTINGHOUSE X4AJ20
PAGE: 33 OF 283

MENT LISTED BELOW ___ OTHER SAFETY SYSTEM: AUXILIARY FEEDWATER PUMPHOUSE HVAC SYSTEM

ONSIDERED	QUALIFICATION METHOD			LOWEST NATURAL FREQUENCY			STATUS		RRS	
R IC	REQUIRED INPUT (ZPA) H/V	ANALYSIS	TEST FREQUENCY	TEST DIRECTION	F/B (Hz)	S/S (Hz)	V (Hz)	QUALIFICATION	INSTALLATION	FIGURE REF.	CODES AND STANDARDS
	.57/.69	-	MF	MD	F1	F1	F1	a	b	X2CR3-21 -22 -23 -24	IEEE-323-74 -344-75
	4.5/4.5	-	SF	MD	F1	F1	F1	a	b	RIM	IEEE-323-74 -344-75
	.80/.90	S	-	-	F1	F1	F1	a	d	X2CR6-01 -02 -03 -04	ANSI B31.1 IEEE-344-75

5033s/10 - copy of 0571n

TI
APERTURE
CARD

Also Available On
Aperture Card

MASTE
SEISMIC AND DYNAMIC QUALIFICATION SUMM

PLANT NAME: VOGTLE ELECTRIC GENERATING PLANT DOCKET NO.: 50-424 & 50-425 UTILITY: GEORGIA

THE SUPPLIER IS: X A/E ___ NSSS FOR EQU

	EQUIPMENT				LOCATION		LOADS	
TAG NO.	TYPE AND DESCRIPTION	MANUFACTURER AND MODEL NO.	QUALIFICATION REPORT NO.	QUANTITY	BUILDING AND ELEVATION	MOUNTING	SEISMIC	OTHER DYNA
2ZSC12005 -6 2ZSO12005 -6	LIMIT SWITCH	NAMCO CONTROLS EA180-(31)302 (32)	QTR-105	4	AUXILIARY FEEDWATER PUMPHOUSE 215'	EM	X	NA
2HV12010A	42" X 42" DAMPER WITH TWO BETTIS AIR ACTUATOR	QAD NORMAL LEAKAGE GROUP BETTIS NCB725-SRXX	NQS REP? 1027-1 -2	1	AUXILIARY FEEDWATER PUMPHOUSE 215'	HM	X	NA

5033s/11 - copy of 0571n

LISTING
ARY AND STATUS OF SAFETY RELATED EQUIPMENT

POWER COMPANY A/E: BECHTEL NSSS: WESTINGHOUSE

X4AJ20
PAGE: 34 OF 283

PMENT LISTED BELOW ____ OTHER SAFETY SYSTEM: AUXILIARY FEEDWATER PUMPHOUSE HVAC SYSTEM

CONSIDERED		QUALIFICATION METHOD			LOWEST NATURAL FREQUENCY			STATUS		RRS	
ER MIC	REQUIRED INPUT (ZPA) H/V	ANALYSIS	TEST FREQUENCY	TEST DIRECTION	F/B (Hz)	S/S (Hz)	V (Hz)	QUALIFICATION	INSTALLATION	FIGURE REF.	CODES AND STANDARDS
A	.80/.90	-	SF	SD	F1	F1	F1	a	d	X2CR6-01 -02 -03 -04	IEEE-323-74 -344-75
A	.80/.90	D	-	-	F1	F1	F1	a	b	X2CR6-01 -02 -03 -04	IEEE-323-74 344-75

5033s/12 - copy of 0571n

TI
APERTURE
CARD

Also Available On
Aperture Card

8805240295-34

MASTER
SEISMIC AND DYNAMIC QUALIFICATION SUMMARY

PLANT NAME: VOGTLE ELECTRIC GENERATING PLANT DOCKET NO.: 50-424 & 50-425 UTILITY: GEORGIA POW

THE SUPPLIER IS: X A/E ____ NSSS FOR EQUIPM

	EQUIPMENT				LOCATION		LOADS CO	
TAG NO.	TYPE AND DESCRIPTION	MANUFACTURER AND MODEL NO.	QUALIFICATION REPORT NO.	QUANTITY	BUILDING AND ELEVATION	MOUNT-ING	SEIS-MIC	OTHER DYNAMI
21302P4002 -3	AUXILIARY FEEDWATER PUMP (MOTOR DRIVEN)	INGERSOLL-RAND	TR-8306	2	AUXILIARY FEEDWATER PUMP HOUSE 215'	CF	X	N/A
21302P4002M01 -3M01	AUXILIARY FEEDWATER PUMP/ELECTRIC MOTOR	WESTINGHOUSE 900 HP	NO NUMBER	2	AUXILIARY FEEDWATER PUMP HOUSE 215'	EM	X	N/A
21302P4001	AUXILIARY FEEDWATER PUMP (TURBINE DRIVEN)	INGERSOLL-RAND 6 HMTA-5	TR-8305	1	AUXILIARY FEEDWATER PUMP HOUSE 215'	CF	X	N/A
21302P4001K01	AUXILIARY FEEDWATER PUMP/TURBINE	TERRY CORP. GS-2N	58412	1	AUXILIARY FEEDWATER PUMP HOUSE 215'	EM	X	N/A
21302P5AFT	CONTROL PANEL AND ELECTRICAL ACCESSORIES	INGERSOLL-RAND T-41173A	BECHTEL EQ-001	1	AUXILIARY FEEDWATER PUMPHOUSE 215'	WM	X	N/A

5034s/5 - copy of 0571n

NSIDERED REQUIRED INPUT (ZPA) H/V	QUALIFICATION METHOD: ANALYSIS	QUALIFICATION METHOD: TEST FREQUENCY	QUALIFICATION METHOD: TEST DIRECTION	LOWEST NATURAL FREQUENCY: F/B (Hz)	LOWEST NATURAL FREQUENCY: S/S (Hz)	LOWEST NATURAL FREQUENCY: V (Hz)	STATUS: QUALIFICATION	STATUS: INSTALLATION	RRS: FIGURE REF.	CODES AND STANDARDS
.29/.25	S	-	-	F1	F1	F1	a	a	X2CR8-01 -02 -04 -06	ASME IEEE-323-74 -344-75
.29/.25	S	-	-	F1	F1	F1	a	a	X2CR8-01 -02 -04 -06	IEEE-323-74 -344-75
.29/.25	S	-	-	F1	F1	F1	a	a	X2CR8-01 -02 -04 -06	ASME IEEE-323-74 -344-75
.29/.25	-	MF	MD	F3	F3	F3	d	a	X2CR8-01 -02 -04 -06	ASME IEEE-323-74 -344-75
.29/.25	S	MF	MD	F1	F1	F1	a	a	X2CR8-01 -02 -04 -06	IEEE-323-74 -344-75

TI APERTURE CARD

Also Available On Aperture Card

8805240295 -35

MASTER
SEISMIC AND DYNAMIC QUALIFICATION SUMMAR

DOCKET NO.: 50-424 & 50-425 UTILITY: GEORGIA PO

PLANT NAME: VOGTLE ELECTRIC GENERATING PLANT

THE SUPPLIER IS: X A/E ____ NSSS FOR EQUI

	EQUIPMENT				LOCATION		LOADS C	
TAG NO.	TYPE AND DESCRIPTION	MANUFACTURER AND MODEL NO.	QUALIFICATION REPORT NO.	QUANTITY	BUILDING AND ELEVATION	MOUNT-ING	SEIS-MIC	OTHE DYNAM
2PV15129	VALVE WITH LIMITORQUE ACTUATOR	GIMPEL DWG. NO. D-4975 LIMITORQUE SMB-0/25	58412 and BECHTEL ES-001	1	AUXILIARY FEEDWATER PUMPHOUSE 215'	EM	X	N/A
2SV15133	GOVERNOR CONTROL VALVE	TERRY TURBINE DWG. NO. 67063D	58412	1	AUXILIARY FEEDWATER PUMPHOUSE 215'	EM	X	N/A

5034s/7 - copy of 0571n

LISTING
Y AND STATUS OF SAFETY RELATED EQUIPMENT

WER COMPANY A/E: BECHTEL NSSS: WESTINGHOUSE

MENT LISTED BELOW ____ OTHER SAFETY SYSTEM: AUXILIARY FEEDWATER SYSTEM

ONSIDERED R IC	REQUIRED INPUT (ZPA) H/V	QUALIFICATION METHOD: ANALYSIS	TEST FREQUENCY	TEST DIRECTION	LOWEST NATURAL FREQUENCY: F/B (Hz)	S/S (Hz)	V (Hz)	STATUS: QUALIFICATION	INSTALLATION	RRS: FIGURE REF.	CODES AND STANDARDS
	0.29/.25	N/A	MF	MD	F3	F3	F3	a	a	X2CR8-01 -02 -04 -06	ASME IEEE-323-74 -344-75
	.29/.25	N/A	MF	MD	F3	F3	F3	a	a	X2CR8-01 -02 -04 -06	ASME IEEE-323-74 -344-75

5034s/8 - copy of 0571n

TI
APERTURE
CARD

Also Available On
Aperture Card

MASTER
SEISMIC AND DYNAMIC QUALIFICATION SUMMA

PLANT NAME: VOGTLE ELECTRIC GENERATING PLANT DOCKET NO.: 50-424 & 50-425 UTILITY: GEORGIA P

THE SUPPLIER IS: X A/E ____ NSSS FOR EQUI

	EQUIPMENT				LOCATION		LOADS C	
TAG NO.	TYPE AND DESCRIPTION	MANUFACTURER AND MODEL NO.	QUALIFICATION REPORT NO.	QUANTITY	BUILDING AND ELEVATION	MOUNT-ING	SEIS-MIC	OTHE DYNAM
2HV15196 -97 -98 -99	6"-900# F. W. GATE V. W/HILLER AIR ACT.	ANCHOR/DARLING E9001-108	R83.048, 30004-A, 46470-03	4	MSIV 220'	LM	X	X
2HV15196 -97 -98 -99	HILLER ACTUATOR	HILLER 14SA-A036	ER-ST-500P	4	MSIV 220'	EM	X	X
2HY15196A -B -97A -B -98A -B -99A -B	SOLENOID VALVE	ASCO NP8321A5E	AQS-21678/TR	8	MSIV 220'	EM	X	X
2ZS15196 -7 -8 -9	LIMIT SWITCH	NAMCO EA-180-31302 -32302	QTR-105	8	MSIV 220'	EM	X	X
2HV5087 -88 2LV5158 -62	4"-150# F. W. GATE V. W/HILLER AIR ACT.	ANCHOR/DARLING E9001-57	R83.030, 30004-A	4	AUXILIARY FEEDWATER PUMPHOUSE 200'	LM	X	X

LISTING
Y AND STATUS OF SAFETY RELATED EQUIPMENT

WER COMPANY A/E: BECHTEL NSSS: WESTINGHOUSE

MENT LISTED BELOW ____ OTHER SAFETY SYSTEM: AUXILIARY FEEDWATER SYSTEM

ONSIDERED REQUIRED INPUT (ZPA) H/V	QUALIFICATION METHOD: ANALYSIS	QUALIFICATION METHOD: TEST FREQUENCY	QUALIFICATION METHOD: TEST DIRECTION	LOWEST NATURAL FREQUENCY: F/B (Hz)	LOWEST NATURAL FREQUENCY: S/S (Hz)	LOWEST NATURAL FREQUENCY: V (Hz)	STATUS: QUALIFICATION	STATUS: INSTALLATION	RRS: FIGURE REF.	CODES AND STANDARDS
2.1/2.1	S	-	-	F3	F3	F1	a	a	RIM	IEEE-323-74 -344-75 ASME III
2.1/2.1	N/A	SF	SD	F1	F1	F1	a	a	RIM	IEEE-323-74 -344-75
2.1/2.1	N/A	SF	SD	F1	F1	F1	a	b b d d d d b b	RIM	IEEE-323-74 -344-75
2.1/2.1	N/A	SF	SD	F1	F1	F1	a	d d d d	RIM	IEEE-323-74 -344-75
2.1/2.1	S	-	-	F3	F3	F1	a	a d	RIM	IEEE-323-74 -344-75 ASME III

5034s/10 - copy of 0571n

TI
APERTURE
CARD

Also Available On
Aperture Card

MASTE

SEISMIC AND DYNAMIC QUALIFICATION SUMM

PLANT NAME: VOGTLE ELECTRIC GENERATING PLANT DOCKET NO.: 50-424 & 50-425 UTILITY: GEORGIA

THE SUPPLIER IS: X A/E ___ NSSS FOR EQU

	EQUIPMENT				LOCATION		LOADS	
TAG NO.	TYPE AND DESCRIPTION	MANUFACTURER AND MODEL NO.	QUALIFICATION REPORT NO.	QUANTITY	BUILDING AND ELEVATION	MOUNTING	SEISMIC	OTHER DYN
2HV5087 -88 2LV5158 -62	HILLER ACTUATORS	HILLER 105A-A068	ER-ST-500P	4	AUXILIARY FEEDWATER PUMPHOUSE 200'	EM	X	
2HV5106	4"-900# F. W. GATE V. W/LIMITORQUE M. O.	ANCHOR DARLING E9001-59	R83.035, 33004, 46470-02	1	AUXILIARY FEEDWATER PUMPHOUSE 200'	LM	X	
2HV5106	VALVE MOTOR OPERATOR	LIMITORQUE SMB-00-15	B0058	1	AUXILIARY FEEDWATER PUMPHOUSE 200'	EM	X	

5034s/11 - copy of 0571n

R LISTING
ARY AND STATUS OF SAFETY RELATED EQUIPMENT

POWER COMPANY A/E: BECHTEL NSSS: WESTINGHOUSE X4AR01
PAGE: 38 OF 283

IPMENT LISTED BELOW ___ OTHER SAFETY SYSTEM: AUXILIARY FEEDWATER SYSTEM

CONSIDERED		QUALIFICATION METHOD			LOWEST NATURAL FREQUENCY			STATUS		RRS	
IER AMIC	REQUIRED INPUT (ZPA) H/V	ANALYSIS	TEST FREQUENCY	TEST DIRECTION	F/B (Hz)	S/S (Hz)	V (Hz)	QUALIFICATION	INSTALLATION	FIGURE REF.	CODES AND STANDARDS
X	2.1/2.1	N/A	SF	SD	F1	F1	F1	a	a	RIM	IEEE-323-74 -344-75
X	2.1/2.1	S	*	*	F1	F1	F1	a	a	RIM	IEEE-323-74 -344-75 ASME III
X	2.1/2.1	N/A	SF	SD	F1	F1	F1	a	a	RIM	IEEE-323-74 -344-75

5034s/12 * copy of 0571n

TI
APERTURE
CARD

Also Available On
Aperture Card

8805240295-38

MASTE

SEISMIC AND DYNAMIC QUALIFICATION SUMM

PLANT NAME: VOGTLE ELECTRIC GENERATING PLANT DOCKET NO.: 50-424 & 50-425 UTILITY: GEORGIA

THE SUPPLIER IS: X A/E ___ NSSS FOR EQU

TAG NO.	EQUIPMENT				LOCATION		LOADS	
	TYPE AND DESCRIPTION	MANUFACTURER AND MODEL NO.	QUALIFICATION REPORT NO.	QUANTITY	BUILDING AND ELEVATION	MOUNTING	SEISMIC	OTHER DYN
21302P5AFP	AUXILIARY FEEDWATER TURBINE DRIVEN PANEL	RELIANCE	ANALYSIS REPORT NO. AAI-177 & SORC #11427 (MODAL SURVEY)	1	AUXILIARY FEEDWATER PUMPHOUSE 215'	CF	X	N
VARIOUS	ELECTROSWITCH TANDEM MAINTAINED SWITCH	ELECTROSWITCH 20M	TEST REPORT NO-A-726-86 QUALIFICATION LE PORT: 10399 (FARREL & HENDRICKS INC)	LOT	CONTROL - BUILDING EL 220' - 0 " & 200'	CM	X	N/
2SY-15109E	REMOTE CARRIER MODULATOR	VALIDYNE CM249-Q2	NUCLEAR ENV. QUAL. OF RE-MOTE MULTIPLI-EXER UNIT-RTP #QTR-82002	1	AUXILIARY FEEDWATER PUMPHOUSE 215'	CM	X	N/

5034s/13 - copy of 0571n

R LISTING
ARY AND STATUS OF SAFETY RELATED EQUIPMENT

POWER COMPANY A/E: BECHTEL NSSS: WESTINGHOUSE X5AB01

IPMENT LISTED BELOW ____ OTHER SAFETY SYSTEM: AUXILIARY FEEDWATER SYSTEM

CONSIDERED		QUALIFICATION METHOD			LOWEST NATURAL FREQUENCY			STATUS		RRS	
HER AMIC	REQUIRED INPUT (ZPA) H/V	ANALYSIS	TEST FREQUENCY	TEST DIRECTION	F/B (Hz)	S/S (Hz)	V (Hz)	QUALIFICATION	INSTALLATION	FIGURE REF.	CODES AND STANDARDS
/A	.38/.42	S	-	-	F1	F1	F1	a	P	X2CR3-09 -10 -11 -12	IEEE-323-74 -344-75
A	.38/.42	-	MF	MD	F1	F1	F1	a	a	X2CR3-09 -10 -11 -12	IEEE-323-74 -344-75
A	.29/.25	-	MF	MD	NOTE 6	NOTE 6	NOTE 6	a	P	X2CR8-01 -02 -04 -06	IEEE-323-74 -344-75

50346/14 - copy of 0571n

TI
APERTURE
CARD

Also Available On
Aperture Card

MASTER

SEISMIC AND DYNAMIC QUALIFICATION SUMMA

PLANT NAME: VOGTLE ELECTRIC GENERATING PLANT

DOCKET NO.: 50-424 & 50-425

UTILITY: GEORGIA P

THE SUPPLIER IS: X A/E ____ NSSS

FOR EQUI

	EQUIPMENT				LOCATION		LOADS	
TAG NO.	TYPE AND DESCRIPTION	MANUFACTURER AND MODEL NO.	QUALIFICATION REPORT NO.	QUANTITY	BUILDING AND ELEVATION	MOUNTING	SEISMIC	OTHER DYNAM
2HV5120 -22 -25 -27	4"-900# GLOBE VALVE WITH LIMITORQUE OPERATOR	FISHER (VALVE BODY) SS-120	FQP 11AG-1	4	AUXILIARY CONTROL 209' & 220'	LM	X	-
2HV5120 -22 -25 -27	LIMITORQUE ACTUATOR	LIMITORQUE SB-00-15	B0058 & ADDM. TO B0058	4	AUXILIARY CONTROL 209' & 220'	EM	X	-
2HV5132 -34 -37 -39	4"-900# GLOBE VALVE WITH LIMITORQUE OPERATOR	FISHER (VALVE BODY) SS-120	FQP 11AG-2	4	AUXILIARY CONTROL 209' & 220'	LM	X	-
2HV5132 -34 -37 -39	LIMITORQUE ACTUATOR	LIMITORQUE SB-00-10	B0058 & ADDM. TO B0058	4	AUXILIARY CONTROL 209' & 220'	EM	X	-
2FV5154 -55	2"-800# GLOBE VALVE WITH LIMITORQUE OPERATOR	FISHER (VALVE BODY) DRQNS LIMITORQUE (OPER) SB-00-5	FQP-11AG-8	2	AUXILIARY FEEDWATER PUMPHOUSE 220'	LM	X	-

LISTING
RY AND STATUS OF SAFETY RELATED EQUIPMENT

OWER COMPANY A/E: BECHTEL NSSS: WESTINGHOUSE

X5AC01

PMENT LISTED BELOW ____ OTHER SAFETY SYSTEM: AUXILIARY FEEDWATER SYSTEM

ER MIC	CONSIDERED REQUIRED INPUT (ZPA) H/V	QUALIFICATION METHOD: ANALYSIS	QUALIFICATION METHOD: TEST FREQUENCY	QUALIFICATION METHOD: TEST DIRECTION	LOWEST NATURAL FREQUENCY: F/B (Hz)	LOWEST NATURAL FREQUENCY: S/S (Hz)	LOWEST NATURAL FREQUENCY: V (Hz)	STATUS: QUALIFICATION	STATUS: INSTALLATION	RRS: FIGURE REF.	CODES AND STANDARDS
	2.1/2.1	S	N/A	N/A	F1	F1	F1	a	a	RIM	ASME III IEEE-323-74 -344-75
	2.1/2.1	-	SF	SD	F1	F1	F1	a	a	RIM	IEEE-323-74 -344-75
	2.1/2.1	S	N/A	N/A	F1	F1	F1	a	a	RIM	ASME III IEEE-323-74 -344-75
	2.1/2.1	-	SF	SD	F1	F1	F1	a	a	RIM	IEEE-323-74 344-75
	2.1/2.1	S	N/A	N/A	F1	F1	F1	a	a	RIM	ASME III IEEE-323-74 -344-75

5034s/16 - copy of 0571n

TI
APERTURE
CARD

Also Available On
Aperture Card

8805240295-40

MASTER L

SEISMIC AND DYNAMIC QUALIFICATION SUMMARY

PLANT NAME: VOGTLE ELECTRIC GENERATING PLANT DOCKET NO.: 50-424 & 50-425 UTILITY: GEORGIA POW

FOR EQUIPM

THE SUPPLIER IS: X A/E ____ NSSS

	EQUIPMENT				LOCATION		LOADS CO	
TAG NO.	TYPE AND DESCRIPTION	MANUFACTURER AND MODEL NO.	QUALIFICATION REPORT NO.	QUANTITY	BUILDING AND ELEVATION	MOUNTING	SEISMIC	OTHER DYNAMI
2FV5154 -55	LIMITORQUE ACTUATOR	LIMITORQUE SB-00-5	B0058 & ADDM. TO B0058	2	AUXILIARY FEEDWATER PUMPHOUSE 220'	EM	X	-

5034s/17 - copy of 057in

ISTING
AND STATUS OF SAFETY RELATED EQUIPMENT

ER COMPANY A/E: BECHTEL NSSS: WESTINGHOUSE X5AC01
PAGE: 41 OF 283

ENT LISTED BELOW ____ OTHER SAFETY SYSTEM: AUXILIARY FEEDWATER SYSTEM

NSIDERED	QUALIFICATION METHOD			LOWEST NATURAL FREQUENCY			STATUS		RRS	
REQUIRED INPUT (ZPA) H/V	ANALYSIS	TEST FREQUENCY	TEST DIRECTION	F/B (Hz)	S/S (Hz)	V (Hz)	QUALIFICATION	INSTALLATION	FIGURE REF.	CODES AND STANDARDS
C! 2.1/2.1	-	SF	SD	F1	F1	F1	a	a	R(M	IEEE-323-74! -344-75!

5034s/18 - copy of 0571n

TI
APERTURE
CARD

Also Available On
Aperture Card

MASTER
SEISMIC AND DYNAMIC QUALIFICATION SUMMAR

PLANT NAME: VOGTLE ELECTRIC GENERATING PLANT DOCKET NO.: 50-424 & 50-425 UTILITY: GEORGIA PO

THE SUPPLIER IS: X A/E ___ NSSS FOR EQUIP

	EQUIPMENT				LOCATION		LOADS C	
TAG NO.	TYPE AND DESCRIPTION	MANUFACTURER AND MODEL NO.	QUALIFICATION REPORT NO.	QUANTITY	BUILDING AND ELEVATION	MOUNT-ING	SEIS-MIC	OTHE DYNAM
2HV5118 -5119	8"-150# BUTTERFLY VALVE WITH MOTOR OPERATOR ACTUATOR	FISHER (VALVE BODY) 9280	FQP-11AB-3	2	VARIOUS	LM	X	-
2HV5118 -5119	LIMITORQUE ACTUATOR	LIMITORQUE (OPER) SMB-000/2-HOBC (WITH RH TYPE MOTOR)	B0058 & ADDM. TO B0058	2	VARIOUS	EM	X	-
2HV5113	10"-150# BUTTERFLY VALVE WITH MOTOR OPERATOR ACTUATOR	FISHER (VALVE BODY) 9280	FQP-11AB-6	1	VARIOUS	LM	X	-
2HV5113	LIMITORQUE ACTUATOR	LIMITORQUE (OPER) #SMB-000/2-HOBC (WITH RH TYPE MOTOR)	B0058 & ADDM. TO B0058	1	VARIOUS	EM	X	-
2HV5094 -95	8"-150# BUTTERFLY VALVE WITH MANUAL ACTUATOR	FISHER (VALVE BODY) 9280 FISHER (MAN OPER) 1073-1	FQP-11C-5	2	VARIOUS	LM	X	-

LISTING
Y AND STATUS OF SAFETY RELATED EQUIPMENT

WER COMPANY A/E: BECHTEL NSSS: WESTINGHOUSE X5AC03
PAGE: 42 OF 283

MENT LISTED BELOW ____ OTHER SAFETY SYSTEM: AUXILIARY FEEDWATER SYSTEM

ONSIDERED	QUALIFICATION METHOD			LOWEST NATURAL FREQUENCY			STATUS		RRS	
R IC REQUIRED INPUT (ZPA) H/V	ANALYSIS	TEST FREQUENCY	TEST DIRECTION	F/B (Hz)	S/S (Hz)	V (Hz)	QUALIFICATION	INSTALLATION	FIGURE REF.	CODES AND STANDARDS
2.1/2.1	S	N/A	N/A	F1	F1	F1	a	a	RIM	ASME III IEEE-323-74 -344-75
2.1/2.1	-	SF	SD	F1	F1	F1	a	a	RIM	IEEE-323-74 -344-75
2.1/2.1	S	N/A	N/A	F1	F1	F1	a	a	RIM	ASME III IEEE-323-74 -344-75
2.1/2.1	-	SF	SD	F1	F1	F1	a	a	RIM	IEEE-323-74 -344-75
4.5/4.5	S	N/A	N/A	F1	F1	F1	a	a	RIM	ASME III IEEE-323-74 -344-75

5034s/20 - copy of 0571n

TI
APERTURE
CARD

Also Available On
Aperture Card

8805240295-42

MASTER
SEISMIC AND DYNAMIC QUALIFICATION SUMMA

PLANT NAME: VOGTLE ELECTRIC GENERATING PLANT DOCKET NO.: 50-424 & 50-425 UTILITY: GEORGIA P

THE SUPPLIER IS: _X_ A/E ___ NSSS FOR EQUI

	EQUIPMENT				LOCATION		LOADS	
TAG NO.	TYPE AND DESCRIPTION	MANUFACTURER AND MODEL NO.	QUALIFICATION REPORT NO.	QUANTITY	BUILDING AND ELEVATION	MOUNTING	SEISMIC	OTHER DYNAM
2HV5090 -97 -93 -92 -91 -99 -98 -102	10"-150# BUTTERFLY VALVE WITH MANUAL ACTUATOR	FISHER (VALVE BODY) 9280 FISHER (MAN OPER) 1073-2	FQP-11C-6	8	VARIOUS	LM	X	-

5035s/5 - copy of 0571n

LISTING
Y AND STATUS OF SAFETY RELATED EQUIPMENT

WER COMPANY A/E: BECHTEL NSSS: WESTINGHOUSE

MENT LISTED BELOW ____ OTHER SAFETY SYSTEM: AUXILIARY FEEDWATER SYSTEM

ONSIDERED		QUALIFICATION METHOD			LOWEST NATURAL FREQUENCY			STATUS		RRS	
R IC	REQUIRED INPUT (ZPA) H/V	ANALYSIS	TEST FREQUENCY	TEST DIRECTION	F/B (Hz)	S/S (Hz)	V (Hz)	QUALIFICATION	INSTALLATION	FIGURE REF.	CODES AND STANDARDS
	4.5/4.5	S	N/A	N/A	F1	F1	F1	a	a	RIM	ASME III IEEE-323-74 -344-75

5035s/6 - copy of 0571n

TI
APERTURE
CARD

Also Available On
Aperture Card

MASTE

SEISMIC AND DYNAMIC QUALIFICATION SUMMA

PLANT NAME: VOGTLE ELECTRIC GENERATING PLANT

DOCKET NO.: 50-424 & 50-425

UTILITY: GEORGIA

FOR EQU

THE SUPPLIER IS: X A/E ___ NSSS

	EQUIPMENT				LOCATION		LOADS	
TAG NO.	TYPE AND DESCRIPTION	MANUFACTURER AND MODEL NO.	QUALIFICATION REPORT NO.	QUANTITY	BUILDING AND ELEVATION	MOUNTING	SEISMIC	OTE DYNA
2-PSV-5110 -5128 -5129	NUCLEAR SAFETY & RELIEF VALVE	CROSBY VALVE & GAGE CO. 3/4 X 1 JMS - WR	DESIGN REPORT EC 1214 FREQ. REPORT EC 1134	3	AUXILIARY FEEDWATER PUMPHOUSE 221'-11"	LM	X	NA

5035s/7 - copy of 0571n

PMENT LISTED BELOW ___ OTHER SAFETY SYSTEM: AUXILIARY FEEDWATER SYSTEM

CONSIDERED		QUALIFICATION METHOD			LOWEST NATURAL FREQUENCY			STATUS		RRS	
HER AMIC	REQUIRED INPUT (ZPA) H/V	ANALYSIS	TEST FREQUENCY	TEST DIRECTION	F/B (Hz)	S/S (Hz)	V (Hz)	QUALIFICATION	INSTALLATION	FIGURE REF.	CODES AND STANDARDS
YA	4.5/4.5	X	N/A	N/A	F1	F1	F1	a	a	RIM ATT # 7 SEC. E	ASME 111 IEEE-323-74 -344-75

5055s/8 - copy of 0571n

TI
APERTURE
CARD

Also Available On
Aperture Card

MASTER

SEISMIC AND DYNAMIC QUALIFICATION SUMMA

PLANT NAME: VOGTLE ELECTRIC GENERATING PLANT DOCKET NO.: 50-424 & 50-425 UTILITY: GEORGIA P

THE SUPPLIER IS: X A/E ___ NSSS FOR EQUI

	EQUIPMENT				LOCATI		LOADS	
TAG NO.	TYPE AND DESCRIPTION	MANUFACTURER AND MODEL NO.	QUALIFICATION REPORT NO.	QUANTITY	BUILDING AND ELEVATION	MOUNT-ING	SEIS-MIC	OTH DYNA
2FT5151 -53 2FT15151 -53	PRESSURE & DIFFERENTIAL PRESSURE TRANSMITTER	ROSEMOUNT MODEL 1153 SERIES B	108025, 108026	4	CONTROL 200'	RM & CW	X	N/
2FT5150 -52 2FT15150 -52 2PDI5180	PRESSURE & DIFFERENTIAL PRESSURE TRANSMITTER	ROSEMOUNT MODEL 1153 SERIES B	108025, 108026	5	AUXILIARY 195'	RM & CW	X	N/
2FT5154 -55 2LT5101 -4 -11 -16	PRESS RE & DIFFERENTIAL PRESSURE TRANSMITTER	ROSEMOUNT MODEL 1153 SERIES B	108025, 108026	6	AUXILIARY FEEDWATER PUMPHOUSE 234'	RM & CW	X	N/

LISTING
RY AND STATUS OF SAFETY RELATED EQUIPMENT

OWER COMPANY A/E: BECHTEL NSSS: WESTINGHOUSE

PMENT LISTED BELOW ____ OTHER SAFETY SYSTEM: AUXILIARY FEEDWATER SYSTEM

CONSIDERED		QUALIFICATION METHOD			LOWEST NATURAL FREQUENCY			STATUS		RRS	
ER MIC	REQUIRED INPUT (ZPA) H/V	ANALYSIS	TEST FREQUENCY	TEST DIRECTION	F/B (Hz)	S/S (Hz)	V (Hz)	QUALIFICATION	INSTALLATION	FIGURE REF.	CODES AND STANDARDS
A	.80/.90	-	MF	MD	F1	F1	F1	a	a	X2CR6-01 -02 -03 -04	IEEE-323-74 -344-75
A	.80/.90	-	MF	MD	F1	F1	F1	a	a	X2CR6-01 -02 -03 -04	IEEE-323-74 -344-75
A	.80/.90	-	MF	MD	F1	F1	F1	a	a	X2CR6-01 -02 -03 -04	IEEE-323-74 -344-75

5035s/10 - copy of 0571n

TI
APERTURE
CARD

Also Available On
Aperture Card

8805240295 45

MASTER L

SEISMIC AND DYNAMIC QUALIFICATION SUMMARY

PLANT NAME: VOGTLE ELECTRIC GENERATING PLANT DOCKET NO.: 50-424 & 50-425 UTILITY: GEORGIA POW

THE SUPPLIER IS: X A/E X NSSS FOR EQUIPM

	EQUIPMENT				LOCATION		LOADS CO	
TAG NO.	TYPE AND DESCRIPTION	MANUFACTURER AND MODEL NO.	QUALIFICATION REPORT NO.	QUANTITY	BUILDING AND ELEVATION	MOUNT-ING	SEIS-MIC	OTHER DYNAMI
2130204001 -2	4" CHECK VALVE 900#	ANCHOR/DARLING E9001-7	R83-058	2	N/A	LM	X	N/A
2130204017 -20 -23 -26 -37	4" STOP CHECK VALVE 900#	ANCHOR/DARLING E9001-7	R83-058	5	N/A	LM	X	N/A
2130204040 -43 -46	4" STOP CHECK VALVE 900#	ANCHOR/DARLING E9001-7	R83-058	3	N/A	LM	X	N/A
2130204113 -14 -15 -16	4" STOP CHECK VALVE 900#	ANCHOR/DARLING E9001-7	R83-058	4	N/A	LM	X	N/A
2130204013 2130204051	10" CHECK VALVE 150#	ANCHOR/DARLING SJO 5820-12	R83-055	2	N/A	LM	X	N/A

5035s/11 - copy of 0571n

ISTING
AND STATUS OF SAFETY RELATED EQUIPMENT

ER COMPANY A/E: BECHTEL NSSS: WESTINGHOUSE X4AR01
PAGE: 46 OF 283

ENT LISTED BELOW ____ OTHER SAFETY SYSTEM: AUXILIARY FEEDWATER SYSTEM

NSIDERED	QUALIFICATION METHOD			LOWEST NATURAL FREQUENCY			STATUS		RRS	
REQUIRED INPUT (ZPA) H/V	ANALYSIS	TEST FREQUENCY	TEST DIRECTION	F/B (Hz)	S/S (Hz)	V (Hz)	QUALIFICATION	INSTALLATION	FIGURE REF.	CODES AND STANDARDS
2.1/2.1	S	-	-	F1	F1	F1	a	a	RIM	ASME III
2.1/2.1	S	-	-	F1	F1	F1	a	a	RIM	ASME III
2.1/2.1	S	-	-	F1	F1	F1	a	a	RIM	ASME III
2.1/2.1	S	-	-	F1	F1	F1	a	a	RIM	ASME III
2.1/2.1	S	-	-	F1	F1	F1	a	a	RIM	ASME III

5035s/12 - copy of 0571n

TI
APERTURE
CARD

Also Available On
Aperture Card

8805240295 -46

MASTER
SEISMIC AND DYNAMIC QUALIFICATION SUMMA

DOCKET NO.: 50-424 & 50-425 UTILITY: GEORGIA P

PLANT NAME: VOGTLE ELECTRIC GENERATING PLANT

THE SUPPLIER IS: X A/E X NSSS FOR EQUI

	EQUIPMENT				LOCATION		LOADS	
TAG NO.	TYPE AND DESCRIPTION	MANUFACTURER AND MODEL NO.	QUALIFICATION REPORT NO.	QUANTITY	BUILDING AND ELEVATION	MOUNT-ING	SEIS-MIC	OTH DYNA
2130204014 2130204117 -18 -19 -20	6" CHECK VALVE 900#	ANCHOR/DARLING SJO-5820-14	R83-059	5	N/A	LM	X	N/
2130204125 -26 -27 -28	6" CHECK VALVE 900#	ANCHOR/DARLING SJO-5820-14	R83-059	4	N/A	LM	X	N/
2130204033 -52 -58 -61	8" CHECK VALVE 150#	ANCHOR/DARLING SJO-5820-11	R83-054	4	N/A	LM	X	N/

5035s/13 - copy of 0571n

LISTING
RY AND STATUS OF SAFETY RELATED EQUIPMENT

OWER COMPANY A/E: BECHTEL NSSS: WESTINGHOUSE

PMENT LISTED BELOW ___ OTHER SAFETY SYSTEM: AUXILIARY FEEDWATER SYSTEM

CONSIDERED		QUALIFICATION METHOD			LOWEST NATURAL FREQUENCY			STATUS		RRS	
ER MIC	REQUIRED INPUT (ZPA) H/V	ANALYSIS	TEST FREQUENCY	TEST DIRECTION	F/B (Hz)	S/S (Hz)	V (Hz)	QUALIFICATION	INSTALLATION	FIGURE REF.	CODES AND STANDARDS
A	2.1/2.1	S	-	-	F1	F1	F1	a	a	RIM	ASME III
A	2.1/2.1	S	-	-	F1	F1	F1	a	a	RIM	ASME III
P	2.1/2.1	S	-	-	F1	F1	F1	a	a	RIM	ASME III

5035s/14 - copy of 0571n

TI
APERTURE
CARD

Also Available On
Aperture Card

MASTER
SEISMIC AND DYNAMIC QUALIFICATION SUMMAR

PLANT NAME: VOGTLE ELECTRIC GENERATING PLANT DOCKET NO.: 50-424 & 50-425 UTILITY: GEORGIA PO

THE SUPPLIER IS: X A/E ___ NSSS FOR EQUIP

	EQUIPMENT				LOCATION		LOADS C	
TAG NO.	TYPE AND DESCRIPTION	MANUFACTURER AND MODEL NO.	QUALIFICATION REPORT NO.	QUANTITY	BUILDING AND ELEVATION	MOUNTING	SEISMIC	OTHE DYNAM
AHV41332E -1356E	2" PLUG VALVE WITH AIR OPERATOR	ATWOOD & MORRILL FIG. 1366	ATWORD & MORPILL 312-18269-00 REV. 1	2	AUXILIARY	LM	X	N/A
AHV41332A -B -C -D -F	4" PLUG VALVE WITH AIR OPERATOR	ATWOOD & MORRILL FIG. 1366	ATWOOD & MORRILL 304-18269-00 REV. 1	5	AUXILIARY	LM	X	N/A

5036s/5 - copy of 0571n

LISTING
Y AND STATUS OF SAFETY RELATED EQUIPMENT

WER COMPANY A/E: BECHTEL NSSS: WESTINGHOUSE

MENT LISTED BELOW ____ OTHER SAFETY SYSTEM: BORON RECYCLE SYSTEM

CONSIDERED R IC	REQUIRED INPUT (ZPA) H/V	QUALIFICATION METHOD: ANALYSIS	TEST FREQUENCY	TEST DIRECTION	LOWEST NATURAL FREQUENCY: F/B (Hz)	S/S (Hz)	V (Hz)	STATUS: QUALIFICATION	INSTALLATION	RRS FIGURE REF.	CODES AND STANDARDS
	2.1/2.1	S	-	-	F1	F1	F1	a	b	RIM	ASME III IEEE 323 74 344 75
	2.1/2.1	S	-	-	F1	F1	F1	a	b	RIM	ASME III IEEE 323-74 344-75

5036s/6 - copy of 0571n

TI
APERTURE
CARD

Also Available On
Aperture Card

MASTER
SEISMIC AND DYNAMIC QUALIFICATION SUMMAR

PLANT NAME: VOGTLE ELECTRIC GENERATING PLANT

DOCKET NO.: 50-424 & 50-425

UTILITY: GEORGIA PO

THE SUPPLIER IS: X A/E ____ NSSS

FOR EQUIP

	EQUIPMENT				LOCATION		LOADS C	
TAG NO.	TYPE AND DESCRIPTION	MANUFACTURER AND MODEL NO.	QUALIFICATION REPORT NO.	QUANTITY	BUILDING AND ELEVATION	MOUNTING	SEISMIC	OTHE DYNAM
AHV41356A -B -C -D -F	4" PLUG VALVE WITH AIR OPERATOR	ATWOOD & MORRIL FIG. 1366	ATWOOD & MORRIL 304-18269-00 REV. 1	5	AUXILIARY	LM	X	N/A

5036s/7 - copy of 0571n

LISTING
Y AND STATUS OF SAFETY RELATED EQUIPMENT

WER COMPANY A/E: BECHTEL NSSS: WESTINGHOUSE

MENT LISTED BELOW ____ OTHER SAFETY SYSTEM: BORON RECYCLE SYSTEM

ONSIDERED R IC	REQUIRED INPUT (ZPA) H/V	QUALIFICATION METHOD: ANALYSIS	QUALIFICATION METHOD: TEST FREQUENCY	QUALIFICATION METHOD: TEST DIRECTION	LOWEST NATURAL FREQUENCY: F/B (Hz)	LOWEST NATURAL FREQUENCY: S/S (Hz)	LOWEST NATURAL FREQUENCY: V (Hz)	STATUS: QUALIFICATION	STATUS: INSTALLATION	RRS: FIGURE REF.	CODES AND STANDARDS
	2.1/2.1	S	-	-	F1	F1	F1	a	b	RIM	ASME III IEEE 323 74 344 75

5036s/8 - copy of 0571n

TI
APERTURE
CARD

Also Available On
Aperture Card

8805240295 49

MASTER
SEISMIC AND DYNAMIC QUALIFICATION SUMMA

PLANT NAME: VOGTLE ELECTRIC GENERATING PLANT DOCKET NO.: 50-424 & 50-425 UTILITY: GEORGIA P

THE SUPPLIER IS: X A/E ___ NSSS FOR EQUI

	EQUIPMENT				LOCATION		LOADS	
TAG NO.	TYPE AND DESCRIPTION	MANUFACTURER AND MODEL NO.	QUALIFICATION REPORT NO.	QUANTITY	BUILDING AND ELEVATION	MOUNTING	SEISMIC	OTHER DYNA
APSV41334	RELIEF VALVE 1" X 2"	CROSBY 1E2JC-35-WR	CROSBY EC-1045 REV. 1	1	AUXILARY	LM	X	N/

5036s/9 - copy of 0571n

LISTING
RY AND STATUS OF SAFETY RELATED EQUIPMENT

OWER COMPANY A/E: BECHTEL NSSS: WESTINGHOUSE

PMENT LISTED BELOW ____ OTHER SAFETY SYSTEM: BORON RECYCLE SYSTEM

ER MIC	CONSIDERED REQUIRED INPUT (ZPA) H/V	QUALIFICATION METHOD: ANALYSIS	QUALIFICATION METHOD: TEST FREQUENCY	QUALIFICATION METHOD: TEST DIRECTION	LOWEST NATURAL FREQUENCY: F/B (Hz)	LOWEST NATURAL FREQUENCY: S/S (Hz)	LOWEST NATURAL FREQUENCY: V (Hz)	STATUS: QUALIFICATION	STATUS: INSTALLATION	RRS: FIGURE REF.	CODES AND STANDARDS
A	4.5/4.5	S	-	-	F1	F1	F1	a	b	RIM	ASME III IEEE 323 74 344 75

5036s/10 - copy of 0571n

TI APERTURE CARD

Also Available On Aperture Card

8805240295 -50

MASTER
SEISMIC AND DYNAMIC QUALIFICATION SUMMA

PLANT NAME: VOGTLE ELECTRIC GENERATING PLANT DOCKET NO.: 50-424 & 50-425 UTILITY: GEORGIA P

THE SUPPLIER IS: X A/E ___ NSSS FOR EQU

TAG NO.	EQUIPMENT TYPE AND DESCRIPTION	MANUFACTURER AND MODEL NO.	QUALIFICATION REPORT NO.	QUANTITY	LOCATION BUILDING AND ELEVATION	MOUNTING	LOADS SEISMIC	LOADS OTH DYNA
21539A7002000	AIR HANDLING UNITS (HORIZONTAL AHU) (SIZE H-3)	AMERICAN AIR FILTER COMPANY H3-MPACYA-N-SEISMIC	NESE 734	1	CONTROL 240'	HM	X	N/
21539A7001000 -5000	AIR HANDLING UNITS (VERTICAL AHU) (SIZE V-3, V-6)	AMERICAN AIR FILTER COMPANY V3-MPACYA-N-SEISMIC V6-MPACYA-N-SEISMIC	NESE 734 NESE 735	3	CONTROL 200' THRU 260'	CF	X	N/

5037s/5 - copy of 0571n

LISTING
RY AND STATUS OF SAFETY RELATED EQUIPMENT

OWER COMPANY A/E: BECHTEL NSSS: WESTINGHOUSE

PMENT LISTED BELOW ____ OTHER SAFETY SYSTEM: CB CABLE SPREADING ROOMS HVAC SYSTEM

CONSIDERED ER MIC	REQUIRED INPUT (ZPA) H/V	QUALIFICATION METHOD: ANALYSIS	QUALIFICATION METHOD: TEST FREQUENCY	QUALIFICATION METHOD: TEST DIRECTION	LOWEST NATURAL FREQUENCY: F/B (Hz)	LOWEST NATURAL FREQUENCY: S/S (Hz)	LOWEST NATURAL FREQUENCY: V (Hz)	STATUS: QUALIFICATION	STATUS: INSTALLATION	RRS: FIGURE REF.	CODES AND STANDARDS
A	.57/.67	-	MF	MD	F3	F3	F3	a	a	X2CR3-13 -14 -15 -16	ASME III EEE-323-74 344-75
A	.63/.72	-	MF	MD	F3	F3	F1	a	a	X2CR3-17 -18 -19 -20	ASME III EEE-323-74 -344-75

5037s/6 - copy of 0571n

TI
APERTURE
CARD

Also Available On
Aperture Card

MASTER

SEISMIC AND DYNAMIC QUALIFICATION SUMMAR

DOCKET NO.: 50-424 & 50-425 UTILITY: GEORGIA PO

PLANT NAME: VOGTLE ELECTRIC GENERATING PLANT

FOR EQUIP

THE SUPPLIER IS: X A/E ___ NSSS

	EQUIPMENT				LOCATION			LOADS C
TAG NO.	TYPE AND DESCRIPTION	MANUFACTURER AND MODEL NO.	QUALIFICATION REPORT NO.	QUANTITY	BUILDING AND ELEVATION	MOUNT-ING	SEIS-MIC	OTHE DYNAM
A1539W7301 -302	TORNADO DAMPERS 36" X 54" 78" X 30"	TECHNO	483A, 1083A,	2	CONTROL 260'	HM	X	PLANT VIBRA TION AGING TOR-NADO
A1539W7A01	TORNADO DAMPERS 60" X 20"	TECHNO	483A, 1083A,	1	CONTROL 180'	HM	X	PLANT VIBRA TION AGING TOR-NADO

5037s/7 - copy of 0571n

LISTING
Y AND STATUS OF SAFETY RELATED EQUIPMENT

WER COMPANY A/E: BECHTEL NSSS: WESTINGHOUSE

MENT LISTED BELOW ____ OTHER SAFETY SYSTEM: CB CABLE SPREADING ROOM HVAC SYSTEM

ONSIDERED R IC	REQUIRED INPUT (ZPA) H/V	QUALIFICATION METHOD: ANALYSIS	QUALIFICATION METHOD: TEST FREQUENCY	QUALIFICATION METHOD: TEST DIRECTION	LOWEST NATURAL FREQUENCY: F/B (Hz)	LOWEST NATURAL FREQUENCY: S/S (Hz)	LOWEST NATURAL FREQUENCY: V (Hz)	STATUS: QUALIFICATION	STATUS: INSTALLATION	RRS: FIGURE REF.	CODES AND STANDARDS
	.80/.90	S	-	-	F1	F1	F1	a	a	X2CR6-01 -02 -03 -04	ANSI 509 ERDA-76-21 IEEE-344-75
	.80/.90	S	-	-	F1	F1	F1	a	a	X2CR6-01 -02 -03 -04	ANSI 509 ERDA-76-21 IEEE-344-75

5037s/8 - copy of 0571n

TI
APERTURE
CARD

Also Available On
Aperture Card

8805240295 -52

MASTER
SEISMIC AND DYNAMIC QUALIFICATION SUMMA

PLANT NAME: VOGILE ELECTRIC GENERATING PLANT DOCKET NO.: 50-424 & 50-425 UTILITY: GEORGIA P

THE SUPPLIER IS: X A/E ___ NSSS FOR EQUI

	EQUIPMENT				LOCATION		LOADS C	
TAG NO.	TYPE AND DESCRIPTION	MANUFACTURER AND MODEL NO.	QUALIFICATION REPORT NO.	QUANTITY	BUILDING AND ELEVATION	MOUNT-ING	SEIS-MIC	OTHE DYNA
21531B7005000 -6000	VANEAXIAL FAN & MOTOR	BUFFALO FORGE #38 B5 ADJUSTAX FAN	MME 83-935	2	CONTROL 271'	HM	X	N/A
21531B7002000 -4000	CENTRIFUGAL FAN & MOTOR	BUFFALO FORGE #490 BL FAN	MME 83-936	2	CONTROL 269'	HM	X	N/A

5038s/5 - copy of 057in

LISTING
RY AND STATUS OF SAFETY RELATED EQUIPMENT

WER COMPANY A/E: BECHTEL NSSS: WESTINGHOUSE

MENT LISTED BELOW ___ OTHER SAFETY SYSTEM: CB CONTROL ROOM HVAC SYSTEM

ONSIDERED REQUIRED R IC INPUT (ZPA) H/V	QUALIFICATION METHOD: ANALYSIS	TEST FREQUENCY	TEST DIRECTION	LOWEST NATURAL FREQUENCY: F/B (Hz)	S/S (Hz)	V (Hz)	STATUS: QUALIFICATION	INSTALLATION	RRS: FIGURE REF.	CODES AND STANDARDS
.78/.88	S	N/A	N/A	F1	F1	F1	a	a	X2CR3-21 -22 -23 -24	AMCA 99 IEEE-344-75
.78/.88	D	N/A	N/A	F3	F3	F3	a	a	X2CR3-21 -22 -23 -24	AMCA 99 IEEE-344-75

5038s/6 - copy of 0571n

TI
APERTURE
CARD

Also Available On
Aperture Card

MASTER
SEISMIC AND DYNAMIC QUALIFICATION SUMMA

PLANT NAME: VOGTLE ELECTRIC GENERATING PLANT DOCKET NO.: 50-424 & 50-425 UTILITY: GEORGIA P

THE SUPPLIER IS: _X_ A/E ___ NSSS FOR EQUI

TAG NO.	EQUIPMENT: TYPE AND DESCRIPTION	EQUIPMENT: MANUFACTURER AND MODEL NO.	EQUIPMENT: QUALIFICATION REPORT NO.	EQUIPMENT: QUANTITY	LOCATION: BUILDING AND ELEVATION	LOCATION: MOUNTING	LOADS: SEISMIC	LOADS: OTHE DYNA
21531N7001000 -2000	ESF AIR CLEANING UNIT	AMERICAN AIR FILTER	AAF NO. NESE-329 SDRC 12940	2	CONTROL 260'	CF	X	N/A
21531N7001H01 -2H01	HUMIDITY CONTROL PANEL/INSTER	NUTHERM INTERNATIONAL	NUTHERM REP AAF-1075R	2	CONTROL 260'	EM	X	N/A
21531N7001M01 -2M01	CENTRIFUGAL FAN AND MOTOR	PACE MODEL 20 & 36 RELIANCE ELECTRIC COMPANY	CCL'S REPORT #A-601-83-01 NUC-9 & 18	2	CONTROL 260'	EM	X	N/A
2PDT12136A B 2PDT12137A B	PRESSURE DIFFERENTIAL TRANSMITTER	ROSEMOUNT MODEL 1153 SERIES "B"	ROSEMOUNT #108025	4	CONTROL 260'	EM	X	N/A
2MC12170A 2ME12170A 2MC12169A 2ME12169A	HUMIDISTAT (SENSOR & TRANSMITTER)	NUTHERM INTERNATIONAL	NUTHERM REPORT N-10,-R	4	CONTROL 260'	EM	X	N/A

5038s/1 - copy of 0571n

LISTING
RY AND STATUS OF SAFETY RELATED EQUIPMENT

OWER COMPANY A/E: BECHTEL NSSS: WESTINGHOUSE X4AJ07

PMENT LISTED BELOW ___ OTHER SAFETY SYSTEM: CB CONTROL ROOM HVAC SYSTEM

ER MIC	CONSIDERED REQUIRED INPUT (ZPA) H/V	QUALIFICATION METHOD: ANALYSIS	QUALIFICATION METHOD: TEST FREQUENCY	QUALIFICATION METHOD: TEST DIRECTION	LOWEST NATURAL FREQUENCY: F/B (Hz)	LOWEST NATURAL FREQUENCY: S/S (Hz)	LOWEST NATURAL FREQUENCY: V (Hz)	STATUS: QUALIFICATION	STATUS: INSTALLATION	RRS: FIGURE REF.	CODES AND STANDARDS
A	.63/.72	X	N/A	N/A	F3	F3	F3	a	a	X2CR3-17 -18 -19 -20	ASME III IEEE-323 -344 ANSI N 509
A	2.0/1.0	N/A	MF	MD	F3	F3	F3	a	a	ICS	IEEE-323 -344
	.63/.72	X	N/A	N/A	F3	F3	F3	a	a	X2CR3 -17 -18 -19 -20	ANSI N-509 IEEE-323 -344
	2.5/1.25	N/A	MF	MD	F3	F1	F1	a	a	ICS	ANSI N-509 IEEE-323 -344
	1.71/1.51	N/A	MF	MD	F3	F3	F3	a	a	ICS	IEEE-323 -344

5038s/8 - copy of 0571n

TI
APERTURE
CARD

Also Available On
Aperture Card

MAST

SEI MIC AND DYNAMIC QUALIFICATION SUM

PLANT NAME: VOGTLE ELECTRIC GENERATING PLANT DOCKET NO.: 50-424 & 50-425 UTILITY: GEORGIA

THE SUPPLIER IS: X A/E ___ NSSS FOR EQ

TAG NO.	EQUIPMENT TYPE AND DESCRIPTION	MANUFACTURER AND MODEL NO.	QUALIFICATION REPORT NO.	QUANTITY	LOCATION BUILDING AND ELEVATION	MOUNTING	LOAD SEISMIC	LOAD OTHER DYN
21531N7001000 -2000	ADSORBER	AMERICAN AIR FILTER	WYLE LABS 43957-1	2	CONTROL 260'	EM	X	
21531N7001000 -2000	FAN ENCLOSURE	AMERICAN AIR FILTER	CORPORATE CONSULTING A-662-84	2	CONTROL 260'	CF	X	
21531N7001000 -2000	MOISTURE ELIMINATOR	AMERICAN AIR FILTER	WYLE LABS 47231-1	2	CONTROL 260'	EM	X	
21531N7001000 -2000	HEPA FILTER	AMERICAN AIR FILTER	SDRC 9534-1-16 WYLE 47231-1	2	CONTROL 260'	EM	X	
21531N7001000 -2000	COOLING COIL	AMERICAN AIR FILTER	AAF REPORT NESE-329	2	CONTROL 260'	EM	X	

5038s/9 - copy of 0571n

ER LISTING
MARY AND STATUS OF SAFETY RELATED EQUIPMENT

POWER COMPANY A/E: BECHTEL NSSS: WESTINGHOUSE X4AJ07

PAGE: 55 OF 283

IPMENT LISTED BELOW ____ OTHER SAFETY SYSTEM: CB CONTROL ROOM HVAC SYSTEM

S CONSIDERED		QUALIFICATION METHOD			LOWEST NATURAL FREQUENCY			STATUS		RRS	
THER DAMIC	REQUIRED INPUT (ZPA) H/V	ANALYSIS	TEST FREQUENCY	TEST DIRECTION	F/B (Hz)	S/S (Hz)	V (Hz)	QUALIFICATION	INSTALLATION	FIGURE REF.	CODES AND STANDARDS
/A	.8/.9	N/A	MF	MD	F3	F3	F3	a	a	ICS	IEEE-323-74 -344-75
/A	.63/.72	X	N/A	N/A	F3	F3	F3	a	a	X2CR3-17 -18 -19 -20	IEEE-323-74 -344-75
/A	3.4/0.8	N/A	MF	MD	F3	F1	F1	a	a	ICS	IEEE-323-74 -344-75
/A	3.33/1.74	N/A	MF	MD	F1	F1	F1	a	a	ICS	IEEE-323-74 -344-75
/A	3.57/0.88	X	N/A	N/A	F1	F1	F1	a	a	ICS	IEEE-323-74 -344-75

5038s/10 - copy of 0571n

TI
APERTURE
CARD

Also Available On
Aperture Card

MASTER L

SEISMIC AND DYNAMIC QUALIFICATION SUMMARY

PLANT NAME: VOGTLE ELECTRIC GENERATING PLANT DOCKET NO.: 50-424 & 50-425 UTILITY: GEORGIA POW

AE SUPPLIER IS: X A/E ___ NSSS FOR EQUIPM

	EQUIPMENT				LOCATION		LOADS CO	
TAG NO.	TYPE AND DESCRIPTION	MANUFACTURER AND MODEL NO.	QUALIFICATION REPORT NO.	QUANTITY	BUILDING AND ELEVATION	MOUNT-ING	SEIS-MIC	OTHER DYNAMI
21531-Q7-001 -002	DUCT SILENCER	AAF 3-6-RDM-7N	NESE 832	2 PER UNIT	CONTROL BLDG 260'	EM	X	N/A
21531-Q7-003 -004	DUCT SILENCER	AAF 3-6 RDM-5R	NESE 832	2 PER UNIT	CONTROL BLDG 260'	EM	X	N/A

5038s/11 - copy of 0571n

STING
AND STATUS OF SAFETY RELATED EQUIPMENT

R COMPANY A/E: BECHTEL NSSS: WESTINGHOUSE

NT LISTED BELOW ____ OTHER SAFETY SYSTEM: CB CONTROL ROOM HVAC SYSTEM

SIDERED REQUIRED INPUT (ZPA) H/V	QUALIFICATION METHOD: ANALYSIS	QUALIFICATION METHOD: TEST FREQUENCY	QUALIFICATION METHOD: TEST DIRECTION	LOWEST NATURAL FREQUENCY: F/B (Hz)	LOWEST NATURAL FREQUENCY: S/S (Hz)	LOWEST NATURAL FREQUENCY: V (Hz)	STATUS: QUALIFICATION	STATUS: INSTALLATION	RRS: FIGURE REF.	CODES AND STANDARDS
1.80/.90	N/A	MF	MD	F3	F3	F3	a	a	ICS	IEEE-323-74 -344-75
1.80/.90	N/A	MF	MD	F3	F3	F3	a	a	ICS	IEEE-323-74 -344-75

5038s/12 - copy of 0571n

TI
APERTURE
CARD

Also Available On
Aperture Card

MASTE
SEISMIC AND DYNAMIC QUALIFICATION SUMM

PLANT NAME: VOGTLE ELECTRIC GENERATING PLANT DOCKET NO.: 50-424 & 50-425 UTILITY: GEORGIA

THE SUPPLIER IS: X A/E ___ NSSS FOR EQU

TAG NO.	EQUIPMENT: TYPE AND DESCRIPTION	EQUIPMENT: MANUFACTURER AND MODEL NO.	QUALIFICATION REPORT NO.	QUANTITY	LOCATION: BUILDING AND ELEVATION	LOCATION: MOUNTING	LOADS: SEISMIC	LOADS: OTHER DYN
21531D7100 -101	SHUTOFF DAMPERS 46" X 24" 50" X 24"	TECHNO	1083B 1083A	2	CONTROL 240'	HM	X	PLA VIB TIO AGI
A1531D7305 21531D7300 A1531D7306 -307 -308 -309	BACKDRAFT DAMPERS 48" X 20" 36" X 14" 48" X 20" 48" X 20" 48" X 20" 30" X 20"	TECHNO	883B 1083A	6	CONTROL 280'	HM	X	PLA VIB TIO AGI
A1531D7310 -311 -312	BACKDRAFT DAMPERS 58" X 18" 58" X 18" 48" X 20"	TECHNO	883B 1083A	3	CONTROL 280'	HM	X	PLA VIB TIO AGI
21531W7401 -400	TORNADO DAMPERS 44" X 36" 30" X 26	TECHNO	483A 1083A	2	CONTROL 280'	HM	X	PLA VIB TIO AGI

5038s/13 - copy of 0571n

R LISTING
ARY AND STATUS OF SAFETY RELATED EQUIPMENT

POWER COMPANY A/E: BECHTEL NSSS: WESTINGHOUSE X4A,132
PAGE: 57 OF 283

IPMENT LISTED BELOW ____ OTHER SAFETY SYSTEM: CB CONTROL ROOM HVAC SYSTEM

CONSIDERED		QUALIFICATION METHOD			LOWEST NATURAL FREQUENCY			STATUS		RRS	
HER AMIC	REQUIRED INPUT (ZPA) H/V	ANALYSIS	TEST FREQUENCY	TEST DIRECTION	F/B (Hz)	S/S (Hz)	V (Hz)	QUALIFICATION	INSTALLATION	FIGURE REF.	CODES AND STANDARDS
NT RA- N NG	.80/.90	S	-	-	F1	F1	F1	a	a	X2CR6-01 -02 -03 -04	ANSI 509 ERDA-76-21 IEEE-344-75
NT RA- N NG	.80/.90	S	-	-	F1	F1	F1	a	b - a a a a	X2CR6-01 -02 -03 -04	ANSI 509 ERDA-76-21 IEEE-344-75
NT RA- N NG	.80/.90	S	-	-	F1	F1	F1	a	a	X2CR6-01 -02 -03 -04	ANSI 509 ERDA-76-21 IEEE-344-75
NT RA- N NG	.80/.90	S	-	-	F1	F1	F1	a	a	X2CR6-01 -02 -03 -04	ANSI 509 ERDA-76-21 IEEE-344-75

5038s/14 - copy of 0571n

TI
APERTURE
CARD

Also Available On
Aperture Card

MASTER
SEISMIC AND DYNAMIC QUALIFICATION SUMMA

PLANT NAME: VOGTLE ELECTRIC GENERATING PLANT DOCKET NO.: 50-424 & 50-425 UTILITY: GEORGIA P

THE SUPPLIER IS: X A/E ___ NSSS FOR EQUI

	EQUIPMENT				LOCATION		LOADS	
TAG NO.	TYPE AND DESCRIPTION	MANUFACTURER AND MODEL NO.	QUALIFICATION REPORT NO.	QUANTITY	BUILDING AND ELEVATION	MOUNTING	SEISMIC	OTH DYNA
A1531W7300 -303 -304 -305	TORNADO DAMPERS 16" X 14" 36" X 36" 36" X 36" 66" X 24"	TECHNO	483A 1083A	4	CONTROL 260'	HM	X	PLAN VIBR TION AGIN TOR- NADO

5038s/15 - copy of 0571n

LISTING
RY AND STATUS OF SAFETY RELATED EQUIPMENT

OWER COMPANY A/E: BECHTEL NSSS: WESTINGHOUSE X4AJ32

PMENT LISTED BELOW ____ OTHER SAFETY SYSTEM: CB CONTROL ROOM HVAC SYSTEM

CONSIDERED		QUALIFICATION METHOD			LOWEST NATURAL FREQUENCY			STATUS		RRS	
ER MIC	REQUIRED INPUT (ZPA) H/V	ANALYSIS	TEST FREQUENCY	TEST DIRECTION	F/B (HZ)	S/S (HZ)	V (HZ)	QUALIFICATION	INSTALLATION	FIGURE REF.	CODES AND STANDARDS
T A- D,	.80/.90	S	-	-	F1	F1	F1	a	a b a a	X2CR6-01 -02 -03 -04	ANSI 509 ERDA-76-21 IEEE-344-75

5038s/16 - copy of 0571n

TI
APERTURE
CARD

Also Available On
Aperture Card

MASTE

SEISMIC AND DYNAMIC QUALIFICATION SUMM

PLANT NAME: VOGTLE ELECTRIC GENERATING PLANT DOCKET NO.: 50-424 & 50-425 UTILITY: GEORGIA

THE SUPPLIER IS: X A/E ____ NSSS FOR EQU

	EQUIPMENT				LOCATION		LOADS	
TAG NO.	TYPE AND DESCRIPTION	MANUFACTURER AND MODEL NO.	QUALIFICATION REPORT NO.	QUANTITY	BUILDING AND ELEVATION	MOUNT-ING	SEIS-MIC	OT DYN
A1531W7402 -403 -404	TORNADO DAMPERS 38" X 38" 38" X 38" 14" X 36"	TECHNO	483A 1083A	3	CONTROL 280'	'IM	X	PLA VIB TIC AGI TOR NAC
A1531W7405 A1531W7406	TORNADO DAMPERS 18" X 38"	TECHNO	483A 1083A	2	CONTROL 280'	HM	X	PLA VIB TIC AGI TOR NAC

5038s/17 - copy of 0571n

R LISTING
ARY AND STATUS OF SAFETY RELATED EQUIPMENT

POWER COMPANY A/E: BECHTEL NSSS: WESTINGHOUSE X4AJ32

IPMENT LISTED BELOW ____ OTHER SAFETY SYSTEM: CB CONTROL ROOM HVAC SYSTEM

CONSIDERED		QUALIFICATION METHOD			LOWEST NATURAL FREQUENCY			STATUS		RRS	
HER AMIC	REQUIRED INPUT (ZPA) H/V	ANALYSIS	TEST FREQUENCY	TEST DIRECTION	F/B (Hz)	S/S (Hz)	V (Hz)	QUALIFICATION	INSTALLATION	FIGURE REF.	CODES AND STANDARDS
NT RA- N NG, - O	.80/.90	S	-	-	F1	F1	F1	a	a	X2CR6-01 -02 -03 -04	ANSI 509 ERDA-76-21 IEEE-344-75
NT RA- N NG, - O	.80/.90	S	-	-	F1	F1	F1	a	a	X2CR6-01 -02 -03 -04	ANSI 509 ERDA-76-21 IEEE-344-75

5038s/18 - copy of 0571n

TI
APERTURE
CARD

Also Available On
Aperture Card

MASTER
SEISMIC AND DYNAMIC QUALIFICATION SUMMA

PLANT NAME: VOGTLE ELECTRIC GENERATING PLANT DOCKET NO.: 50-424 & 50-425 UTILITY: GEORGIA P

THE SUPPLIER IS: X A/E ___ NSSS FOR EQUI

	EQUIPMENT				LOCATION		LOADS	
TAG NO.	TYPE AND DESCRIPTION	MANUFACTURER AND MODEL NO.	QUALIFICATION REPORT NO.	QUANTITY	BUILDING AND ELEVATION	MOUNTING	SEISMIC	OTHE DYNAM
21531U4001 -2 -3 -4 -6 -7 -8 -9	SEATLESS CHECK VALVES	TECHNO CORP. 5003-316	TECHNO CORP. JOB NO. 8808 DATED AUG. 27, 1980	8	CONTROL 260'	LM	X	N/A
21531U4021 -22 -26 -27 -28 -29 -30 -31	SEATLESS CHECK VALVES	TECHNO CORP. 5003-316	TECHNO CORP. JOB NO. 8808 DATED AUG. 27, 1980	8	CONTROL 260'	LM	X	N/A
21531U4032 -33	SEATLESS CHECK VALVES	TECHNO CORP. 5003-316	TECHNO CORP. JOB NO. 8808 DATED AUG. 27, 1980	2	CONTROL 260'	LM	X	N/A

5038s/39 - copy of 0571n

LISTING
Y AND STATUS OF SAFETY RELATED EQUIPMENT

WER COMPANY A/E: BECHTEL NSSS: WESTINGHOUSE

MENT LISTED BELOW ____ OTHER SAFETY SYSTEM: CB CONTROL ROOM HVAC SYSTEM

ONSIDERED	QUALIFICATION METHOD			LOWEST NATURAL FREQUENCY			STATUS		RRS	
REQUIRED INPUT (ZPA) H/V	ANALYSIS	TEST FREQUENCY	TEST DIRECTION	F/B (Hz)	S/S (Hz)	V (Hz)	QUALIFICATION	INSTALLATION	FIGURE REF.	CODES AND STANDARDS
4.5/4.5	S	N/A	N/A	F1	F1	F1	a	b	RIM	ANSI B31.3
4.5/4.5	S	N/A	N/A	F1	F1	F1	a	b	RIM	ANSI B31.3
4.5/4.5	S	N/A	N/A	F1	F1	F1	a	b	RIM	ANSI B31.3

5038s/20 - copy of 0571n

TI
APERTURE
CARD

Also Available On
Aperture Card

8805240295 -60

MASTE

SEISMIC AND DYNAMIC QUALIFICATION SUMM

DOCKET NO.: 50-424 & 50-425 UTILITY: GEORGIA

PLANT NAME: VOGTLE ELECTRIC GENERATING PLANT FOR EQU

THE SUPPLIER IS: X A/E ___ NSSS

	EQUIPMENT				LOCATION		LOADS	
TAG NO.	TYPE AND DESCRIPTION	MANUFACTURER AND MODEL NO.	QUALIFICATION REPORT NO.	QUANTITY	BUILDING AND ELEVATION	MOUNTING	SEISMIC	OTHER DYN
2HV12119 -118	12"x12" BUBBLE TIGHT DAMPER W/ ELEC. ACTUATOR	QAD N/A LIMITORQUE SME-04-3/HOBC	NQS #1027-3 -2 B0058 PA 89399	2	CONTROL BLDG 260'	HM	X	N
2ZSC12119 -118 2ZSO12119 -118	LIMIT SWITCH	NAMCO CONTROLS EA-180-31302 EA-180-32302	QTR-105	4	CONTROL 260'	EM	X	N
2HV12129 -31 -28 -30	60" X 24" DAMPER WITH LIMITORQUE ELECTRIC ACTUATOR	QAD LOW LEAKAGE GROUP LIMITORQUE SMC-04-3/HOBC	NQS REPORT 1027-1 1027-2 FHI #30015 # B0058	4	CONTROL 220'	HM	X	N

LISTING
ARY AND STATUS OF SAFETY RELATED EQUIPMENT

POWER COMPANY A/E: BECHTEL NSSS: WESTINGHOUSE X4AJ20
PAGE: 61 OF 283

PMENT LISTED BELOW ____ OTHER SAFETY SYSTEM: CB CONTROL ROOM HVAC SYSTEM

CONSIDERED		QUALIFICATION METHOD			LOWEST NATURAL FREQUENCY			STATUS		RRS	
HER DYNAMIC	REQUIRED INPUT (ZPA) H/V	ANALYSIS	TEST FREQUENCY	TEST DIRECTION	F/B (Hz)	S/S (Hz)	V (Hz)	QUALIFICATION	INSTALLATION	FIGURE REF.	CODES AND STANDARDS
/A	.80/.90	D	-	-	F3	F3	F3	a	a	X2CR6-01 -02	IEEE-344-75 323-74
/A	.80/.90	-	SF	SD	F1	F1	F1	a	a	X2CR6-01 -02	IEEE-323-74
/A	.80/.90	D	-	-	F1	F1	F1	a	a	X2CR06-01 -02 -03 -04	ANSI B31.1 IEEE 344-75

0038s/22 - copy of 0571n

TI
APERTURE
CARD

Also Available On
Aperture Card

8805240295-61

MASTER
SEISMIC AND DYNAMIC QUALIFICATION SUMMA

PLANT NAME: VOGTLE ELECTRIC GENERATING PLANT

DOCKET NO.: 50-424 & 50-425

UTILITY: GEORGIA P

THE SUPPLIER IS: X A/E ____ NSSS

FOR EQUI

	EQUIPMENT				LOCATION		LOADS	
TAG NO.	TYPE AND DESCRIPTION	MANUFACTURER AND MODEL NO.	QUALIFICATION REPORT NO.	QUANTITY	BUILDING AND ELEVATION	MOUNTING	SEISMIC	OTH DYNA
2ZSC12129 -31 -28 -30 2ZSO12129 -31 -28 -30	LIMIT SWTICH	NAMCO CONTROLS EA-180-31302 EA-180-32302	QTR-105	8	CONTROL 220'	EM	X	N/

5039s/5 - copy of 0571n

LISTING
RY AND STATUS OF SAFETY RELATED EQUIPMENT

OWER COMPANY A/E: BECHTEL NSSS: WESTINGHOUSE X4AJ20
PAGE: 62 OF 283

PMENT LISTED BELOW ___ OTHER SAFETY SYSTEM: CB CONTROL ROOM HVAC SYSTEM

CONSIDERED ER MIC	REQUIRED INPUT (ZPA) H/V	QUALIFICATION METHOD: ANALYSIS	TEST FREQUENCY	TEST DIRECTION	LOWEST NATURAL FREQUENCY: F/B (HZ)	S/S (HZ)	V (HZ)	STATUS: QUALIFICATION	INSTALLATION	RRS: FIGURE REF.	CODES AND STANDARDS
A	.80/.90	-	SF	SD	F1	F1	F1	a	a	X2CR06-01 -02 -03 -04	IEEE 323-74 IEEE 344-75

5039s/6 - copy of 0571n

TI
APERTURE
CARD

Also Available On
Aperture Card

8805240295-62

MASTE
SEISMIC AND DYNAMIC QUALIFICATION SUMM

PLANT NAME: VOGTLE ELECTRIC GENERATING PLANT DOCKET NO.: 50-424 & 50-425 UTILITY: GEORGIA

THE SUPPLIER IS: X A/E ___ NSSS FOR EQU

TAG NO.	EQUIPMENT: TYPE AND DESCRIPTION	EQUIPMENT: MANUFACTURER AND MODEL NO.	EQUIPMENT: QUALIFICATION REPORT NO.	EQUIPMENT: QUANTITY	LOCATION: BUILDING AND ELEVATION	LOCATION: MOUNTING	LOADS: SEISMIC	LOADS: OTHER DYN
AHV12162 AHV12163	HVAC DAMPER 18" WITH BETTIS ACTUATOR	JAMESBURY N/A BETTIS NT312-SR3	ACTION REPORT #17730-83N-1 -2 -3	2	CONTROL 280'	LM	X	N
AZSC12162 -63 AZSO12162 -63	LIMIT SWTICH	NAMCO CONTROL EA 180 (31) 302 (32)	QTR-105	4	CONTROL 280'	EM	X	N
AHV12162A -B -C AHV12163A -B -C	SOLENOID VALVE	ASCO NPL8316-64E NPL8316-66E	AQS21678/TR	6	CONTROL 280'	EM	X	N
2HV12115 12114	HVAC DAMPER 20" WITH LIMITORQUE ACTUATOR	JAMESBURY N/A LIMITORQUE SMB-00-15/H1BC	ACTION REPORT #17730-83N-1 -2 -3	2	CONTROL 280'	LM	X	N
2ZSC12115 12114 2ZSO12115 -114	LIMIT SWITCH	NAMCO CONTROL EA180(31)302 (32)	QTR-105	4	CONTROL 280'	EM	X	N

5039s/7 - copy of 0571n

R LISTING
ARY AND STATUS OF SAFETY RELATED EQUIPMENT

POWER COMPANY A/E: BECHTEL NSSS: WESTINGHOUSE X4AJ20
PAGE: 63 OF 283

IPMENT LISTED BELOW ___ OTHER SAFETY SYSTEM: CB CONTROL ROOM HVAC SYSTEM

CONSIDERED		QUALIFICATION METHOD			LOWEST NATURAL FREQUENCY			STATUS		RRS	
HER DYNAMIC	REQUIRED INPUT (ZPA) H/V	ANALYSIS	TEST FREQUENCY	TEST DIRECTION	F/B (Hz)	S/S (Hz)	V (Hz)	QUALIFICATION	INSTALLATION	FIGURE REF.	CODES AND STANDARDS
/A	0.78/0.88	D	SF	SD	F3	F3	F3	a	d	X2CR3-21 -22 -23 -24	IEEE 323-74 344-75
/A	0.78/0.88	-	SF	SD	F1	F1	F1	a	d	X2CR3-21 -22 -23 -24	IEEE 323-74 344-75
/A	0.78/0.88	-	SF	SD	F1	F1	F1	a	d	X2CR3-21 -22 -23 -24	IEEE 323-74 344-75
/A	0.78/0.88	D	-	-	F1	F1	F1	a	a	X2CR3-21 -22 -23 -24	IEEE 323-74 344-75
/A	0.78/0.88	-	SF	SD	F1	F1	F1	a	a		IEEE 323-74 344-75

5039s/8 - copy of 0571n

TI
APERTURE
CARD

Also Available On
Aperture Card

8805240295-63

MASTE

SEISMIC AND DYNAMIC QUALIFICATION SUMM

PLANT NAME: VOGTLE ELECTRIC GENERATING PLANT DOCKET NO.: 50-424 & 50-425 UTILITY: GEORGIA

THE SUPPLIER IS: X A/E ___ NSSS FOR EQU

TAG NO.	EQUIPMENT: TYPE AND DESCRIPTION	EQUIPMENT: MANUFACTURER AND MODEL NO.	EQUIPMENT: QUALIFICATION REPORT NO.	EQUIPMENT: QUANTITY	LOCATION: BUILDING AND ELEVATION	LOCATION: MOUNTIN.	LOADS: SEISMIC	LOADS: OTHER DYN
AHV12152 AHV12153	HVAC DAMPER 20" WITH BETTIS ACTUATOR	JAMESBURY N/A BETTIS NT316-SR2	ACTION REPORT #17730-83N-1 -2 -3	2	CONTROL 280'	LM	X	N
AZSC12152 -153 AZSO12152 -153	LIMIT SWTICH	NAMCO CONTROL EA180(31)302 (32)	QTR-105	4	CONTROL 280'	EM	X	N
AHV12152A -B -C AHV12153A -B -C	SOLENOID VALVE	ASCO NPL8316-64E NPL8316-66E	AQS21678/TR	6	CONTROL 280'	EM	X	N
2HV-12146 -47 -48 -49	HVAC DAMPER 42" WITH BETTIS ACTUATOR	JAMESBURY N/A BETTIS NT-420-SR1	ACTION REPORT #17730-83N-1 -2 -3	4	CONTROL 280'	LM	X	N
2ZSC12146 -47 -48 49	LIMIT SWITCH	NAMCO CONTROL EA180(31)302 (32)	QTR-105	4	CONTROL 280'	EM	X	N

5039s/9 - copy of 0571n

R LISTING
ARY AND STATUS OF SAFETY RELATED EQUIPMENT

POWER COMPANY A/E: BECHTEL NSSS: WESTINGHOUSE

IPMENT LISTED BELOW ____ OTHER SAFETY SYSTEM: CB CONTROL ROOM HVAC SYSTEM

CONSIDERED		QUALIFICATION METHOD			LOWEST NATURAL FREQUENCY			STATUS		RRS	
HER AMIC	REQUIRED INPUT (ZPA) H/V	ANALYSIS	TEST FREQUENCY	TEST DIRECTION	F/B (HZ)	S/S (HZ)	V (HZ)	QUALIFICATION	INSTALLATION	FIGURE REF.	CODES AND STANDARDS
/A	0.78/0.88	D	-	-	F1	F1	F1	a	a		ASME IEEE 323-74 344-75
/A	0.78/0.88	-	SF	SD	F1	F1	F1	a	a		IEEE 323-74 344-75
/A	0.78/0.88	-	SF	SD	F1	F1	F1	a	a		IEEE 323-74 344-75
/A	0.78/0.88	D	-	-	F3	F3	F3	a	a	X2CR3-21 -22 -23 -24	ASME IEEE 323-74 344-75
/A	0.78/0.88	-	SF	SD	F1	F1	F1	a	a	X2CR3-21 -22 -23 -24	IEEE 323-74 344-75

5039s/10 - copy of 0571n

TI
APERTURE
CARD

Also Available On
Aperture Card

8805240295-64

MASTE

SEISMIC AND DYNAMIC QUALIFICATION SUMM

PLANT NAME: VOGTLE ELECTRIC GENERATING PLANT DOCKET NO.: 50-424 & 50-425 UTILITY: GEORGIA

THE SUPPLIER IS: X A/E ___ NSSS FOR EQU

	EQUIPMENT				LOCATION		LOADS	
TAG NO.	TYPE AND DESCRIPTION	MANUFACTURER AND MODEL NO.	QUALIFICATION REPORT NO.	QUANTITY	BUILDING AND ELEVATION	MOUNTING	SEISMIC	OTHER DYN
2ZS012146 -47 -48 -49	LIMIT SWITCH	NAMCO CONTROL EA180(31)302 (32)	QTR-105	4	CONTROL 280'	EM	X	N
2HY12146A -B -C 2HY12147A,-B,C 2HY12148A,-B,C 2HY12149A,-B,C	SOLENOID VALVE	ASCO NPL8316E34E NPL8316E36E	AQS21678/TR	12	CONTROL 280'	EM	X	N
2TIC12124 2TIC12125	TEMPERATURE INDICATING CONTROLLER DIRECT ACTING	LOVE CONTROLS CORPORATION 54-838-8134- 8187-8110-8174	ACTION REPORT #17255	2	CONTROL 220'	CM	X	N
2TY12124 2TY12125	INDUSTRIAL RELAY (INTERLOCK RELAY)	GENERAL ELECTRIC COMPANY CR120B02022-NUC	NTS REPORT #357-13470	2	CONTROL 220'	CM	X	N
2TIS12300 12303	TEMPERATURE CONTROLLER (CONTROLLER)	UNITED ELECTRIC CO. 802-GAS, M300, M320	ACTION REPORT #17255	2	CONTROL (ELEC. EQ. ROOM)	CW	X	N

R LISTING
ARY AND STATUS OF SAFETY RELATED EQUIPMENT

POWER COMPANY A/E: BECHTEL NSSS: WESTINGHOUSE X4AJ20

IPMENT LISTED BELOW ___ OTHER SAFETY SYSTEM: CB CONTROL ROOM HVAC SYSTEM

CONSIDERED		QUALIFICATION METHOD			LOWEST NATURAL FREQUENCY			STATUS		RRS	
HER AMIC	REQUIRED INPUT (ZPA) H/V	ANALYSIS	TEST FREQUENCY	TEST DIRECTION	F/B (Hz)	S/S (Hz)	V (Hz)	QUALIFICATION	INSTALLATION	FIGURE REF.	CODES AND STANDARDS
/A	0.78/0.88	-	SF	SD	F1	F1	F1	a	a	X2CR3-21 -22 -23 -34	IEEE 323-74 344-75
/A	0.78/0.88	-	SF	SD	F1	F1	F1	a	a	X2CR3-21 -22 -23 -24	IEEE 323-74 344-75
/A	0.38/0.42	-	MF	MD	F1	F1	F1	a	a	X2CR3-09 -10 -11 -12	IEEE 323-74 344-75
/A	0.38/0.42	-	MF	MD	F1	F3	F1	a	a	X2CR3-09 -10 -11 -12	IEEE 323-74 344-75
/A	0.57/0.69	-	MF	MD	F1	F1	F1	a	a	X2CR3-21 -22 -23 -24	IEEE 323-74 344-75

5039s/12 - copy of 0571n

TI APERTURE CARD

Also Available On Aperture Card

IMAGE EVALUATION
TEST TARGET (MT-3)

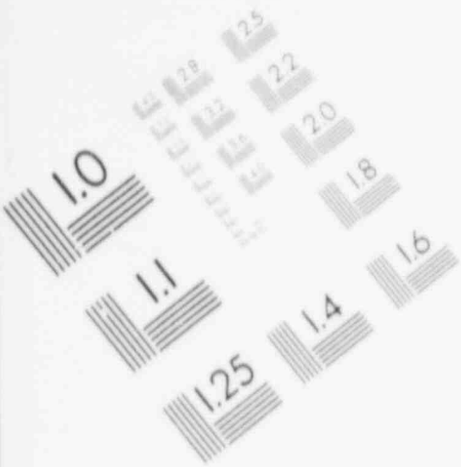

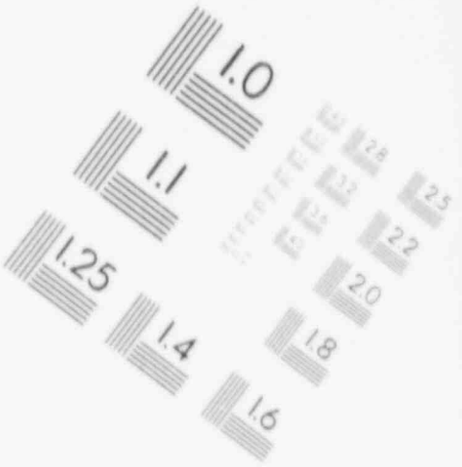

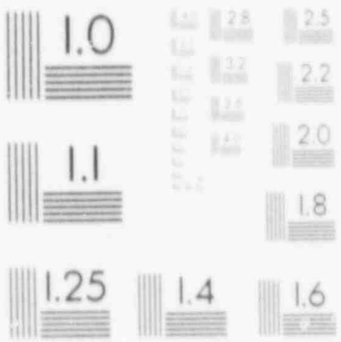

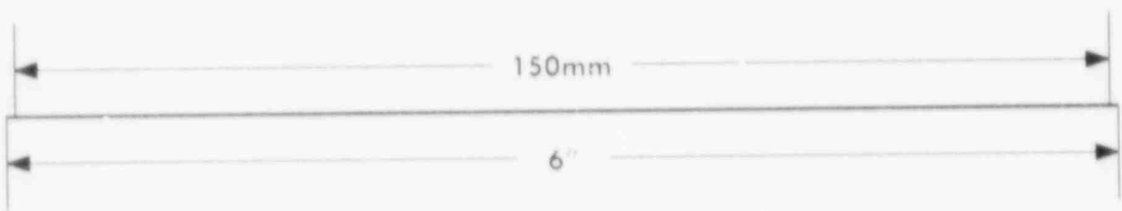





MAST

SEISMIC AND DYNAMIC QUALIFICATION SUM

PLANT NAME: VOGTLE ELECTRIC GENERATING PLANT DOCKET NO.: 50-424 & 50-425 UTILITY: GEORGIA

THE SUPPLIER IS: X A/E ___ NSSS FOR EQ

	EQUIPMENT				LOCATION		LOAD	
TAG NO.	TYPE AND DESCRIPTION	MANUFACTURER AND MODEL NO.	QUALIFICATION REPORT NO.	QUANTITY	BUILDING AND ELEVATION	MOUNTING	SEISMIC	O DY
2TIS12300 -12303	TEMPERATURE CONTROLLER (THERMOWELL & SENSOR)	UNITED ELECTRIC CO. 802-GAS, M300, M320	ACTON REPORT #17255	2	N/A	LM	X	
2FT12191 -12192	FLOW TRANSMITTER /SWITCHES (INTEGRAL ELECTRONICS)	FLUID COMPONENTS INC. LT-81	FCI REPORT NO. 708349	2	CONTROL 220'	LM	X	
2TE12124 2TE12125	RESISTANCE TEMPERATURE DETECTORS (RTD)	PYCO, INC. 122-3046	JCI REPORT NO. 557-1347A	2	CONTROL 280'	LM	X	

5039s/13 - copy of 0571n

ER LISTING
MARY AND STATUS OF SAFETY RELATED EQUIPMENT

POWER COMPANY A/E: BECHTEL NSSS: WESTINGHOUSE

UIPMENT LISTED BELOW ____ OTHER SAFETY SYSTEM: CB CONTROL ROOM HVAC SYSTEM

S CONSIDERED		QUALIFICATION METHOD			LOWEST NATURAL FREQUENCY			STATUS		RRS	
THER / NAMIC	REQUIRED INPUT (ZPA) H/V	ANALYSIS	TEST FREQUENCY	TEST DIRECTION	F/B (HZ)	S/S (HZ)	V (HZ)	QUALIFICATION	INSTALLATION	FIGURE REF.	CODES AND STANDARDS
N/A	4.5/4.5	-	SF	MD	F1	F1	F1	a	a	X2CR3-21 -22 -23 -24	IEEE 323-74 344-75
N/A	4.5/4.5	-	SF	MD	F1	F1	F1	a	a	RIM	IEEE 323-74 344-75
N/A	4.5/4.5	-	SF	MD	F1	F1	F1	a	a	RIM	IEEE 323-74 344-75

5039s/14 - copy of 0571n

TI
APERTURE
CARD

Also Available On
Aperture Card

8805240295-66

MASTE

SEISMIC AND DYNAMIC QUALIFICATION SUM

DOCKET NO.: 50-424 & 50-425 UTILITY: GEORGIA

PLANT NAME: VOGTLE ELECTRIC GENERATING PLANT

THE SUPPLIER IS: X A/E ___ NSSS FOR EQ

TAG NO.	EQUIPMENT: TYPE AND DESCRIPTION	MANUFACTURER AND MODEL NO.	NOTE 7 QUALIFICATION REPORT NO.	QUANTITY	LOCATION: BUILDING AND ELEVATION	MOUNTING	LOADS: SEISMIC	LOADS: OTHER DYN
21562N7002000 -1000	ESF AIR CLEANING UNIT	AMERICAN AIR FILTER	AAF NO. NESE-329 SDRC12940	2	CONTROL 200'	CF	X	
21562N7002H01 -1H01	HUMIDITY CONTROL PANEL/HEATER	NUTHERM INTERNATIONAL	NUTHERM REPORT AAF-1075R	2	CONTROL 200'	EM	X	
21562N7001M01 -2M01	CENTRIFUGAL FAN AND MOTOR	PACE MODEL 20 & 36 RELIANCE ELECTRIC COMPANY	CCL'S REPORT# A-601-83-01 NUC-9 & 18	2	CONTROL 200'	EM	X	
2PDT2557A 2PDT2556A	PRESSURE DIFFERENTIAL TRANSMITTER	ROSEMOUNT MODEL 1153 SERIES "B"	ROSEMOUNT #108025 & #57820 WYLE LAB'S #45353-1	4	CONTROL 200'	EM	X	

5040s/5 - copy of 0571n

ER LISTING 5
MARY AND STATUS OF SAFETY RELATED EQUIPMENT

POWER COMPANY A/E: BECHTEL NSSS: WESTINGHOUSE X4AJ07
PAGE: 67 OF 283

IPMENT LISTED BELOW ___ OTHER SAFETY SYSTEM: CB ELECTRICAL PENETRATION FILTER EXHAUST SYSTEM

S CONSIDERED		QUALIFICATION METHOD			LOWEST NATURAL FREQUENCY			STATUS		RRS	
THER DAMIC	REQUIRED INPUT (ZPA) H/V	ANALYSIS	TEST FREQUENCY	TEST DIRECTION	F/B (Hz)	S/S (Hz)	V (Hz)	QUALIFICATION	INSTALLATION	FIGURE REF.	CODES AND STANDARDS
/A	0.36/0.40	X	N/A	N/A	F3	F3	F3	a	a	X2CR3-5 -6 -7 -8	ASME III IEEE-323 -344 ANSI N-509
/A	2.0/1.0	N/A	MF	MD	F3	F3	F3	a	a	ICS	IEEE-323 -344
/A	.36/.40	X	N/A	N/A	F3	F3	F3	a	a	X2CR3-5 -6 -7 -8	ANSI N-509 IEEE-323 -344
/A	2.5/1.25	N/A	MF	MD	F3	F1	F1	a	b	ICS	ANSI N-509 IEEE-323 -344

5040s/6 - copy of 0571n

TI
APERTURE
CARD

Also Available On
Aperture Card

MASTE
SEISMIC AND DYNAMIC QUALIFICATION SUMM

PLANT NAME: VOGTLE ELECTRIC GENERATING PLANT DOCKET NO.: 50-424 & 50-425 UTILITY: GEORGIA

THE SUPPLIER IS: __X__ A/E ____ NSSS FOR EQ

	EQUIPMENT				LOCATION		LOADS	
TAG NO.	TYPE AND DESCRIPTION	MANUFACTURER AND MODEL NO.	NOTE 7 QUALIFICATION REPORT NO.	QUANTITY	BUILDING AND ELEVATION	MOUNTING	SEISMIC	O DY
2ME12494A 2ME12499A 2MC12494A 2MC12499A	HUMIDISTAT (SENSOR AND TRANSMITTER)	NUTHERM INTERNATIONAL	NUTHERM REPORT N-107-R	2 per unit	CONTROL 200'	EM	X	
21562N7001000 -2000	MOISTURE ELIMINATOR	AMERICAN FILTER	WYLE LABS 47231-1	2 Per Unit	CONTROL 200'	EM	X	
21562N7001000 -2000	HEPA FILTER	AMERICAN AIR FILTER	SDRC 9534-1-16 WYLE 47231-1	2 Banks Per ACU	CONTROL 200'	EM	X	
21562N7001000 -2000	ABSORBER	AMERICAN AIR FILTER	WYLE LABS 43597-1	2 Per Unit	CONTROL 200'	EM	X	

5040s/1 - copy of 0571n

ER LISTING
MARY AND STATUS OF SAFETY RELATED EQUIPMENT

POWER COMPANY A/E: BECHTEL NSSS: WESTINGHOUSE X4AJ07

IPMENT LISTED BELOW ____ OTHER SAFETY SYSTEM: CB ELECTRICAL PENETRATION FILTER EXHAUST SYSTEM

S CONSIDERED		QUALIFICATION METHOD			LOWEST NATURAL FREQUENCY			STATUS		RRS	
THER NAMIC	REQUIRED INPUT (ZPA) H/V	ANALYSIS	TEST FREQUENCY	TEST DIRECTION	F/B (Hz)	S/S (Hz)	V (Hz)	QUALIFICATION	INSTALLATION	FIGURE REF.	CODES AND STANDARDS
/A	1.71/1.51	N/A	MF	MD	F3	F3	F3	a	b	ICS	IEEE-323 -344
/A	3.4/0.8	N/A	MF	MD	F3	F3	F1	a	a	ICS	IEEE-323-74 -344-75
/A	3.93/1.74	N/A	MF	MD	F1	F1	F1	a	a	ICS	IEEE-323-74 -344-75
/A	.80/.90	N/A	MF	MD	F3	F3	F3	a	a	ICS	IEEE-323-74 -344-75

5040s/8 - copy of 0571n

TI APERTURE CARD

Also Available On Aperture Card

MASTER

SEISMIC AND DYNAMIC QUALIFICATION SUMMAR

PLANT NAME: VOGTLE ELECTRIC GENERATING PLANT

DOCKET NO.: 50-424 & 50-425

UTILITY: GEORGIA PO

THE SUPPLIER IS: X A/E ____ NSSS

FOR EQUIP

	EQUIPMENT				LOCATION		LOADS C	
TAG NO.	TYPE AND DESCRIPTION	MANUFACTURER AND MODEL NO.	QUALIFICATION REPORT NO.	QUANTITY	BUILDING AND ELEVATION	MOUNT-ING	SEIS-MIC	OTHE DYNAM
21562W7100 -101	TORNADO DAMPERS 12" DIA. 12" DIA.	TECHNO	483.3 1083A	?	EQUIPMENT 220'	HM	X	PLANT VIBRA TION AGING TOR- NADO

5040s/9 - copy of 0571n

LISTING
Y AND STATUS OF SAFETY RELATED EQUIPMENT

WER COMPANY A/E: BECHTEL NSSS: WESTINGHOUSE

MENT LISTED BELOW ___ OTHER SAFETY SYSTEM: CB ELECTRICAL PENETRATION FILTER EXHAUST SYSTEM

ONSIDERED R IC	REQUIRED INPUT (ZPA) H/V	QUALIFICATION METHOD: ANALYSIS	TEST FREQUENCY	TEST DIRECTION	LOWEST NATURAL FREQUENCY: F/B (Hz)	S/S (Hz)	V (Hz)	STATUS: QUALIFICATION	INSTALLATION	RRS: FIGURE REF.	CODES AND STANDARDS
	.80/.90	S	-	-	F1	F1	F1	a	b	X2CR6-01 -02 -03 -04	ANSI 509 ERDA-76-21 IEEE-344-75

5040s/10 - copy of 0571n

TI
APERTURE
CARD

Also Available On
Aperture Card

8805240295 -69

MASTER

SEISMIC AND DYNAMIC QUALIFICATION SUMMA

PLANT NAME: VOGTLE ELECTRIC GENERATING PLANT

DOCKET NO.: 50-424 & 50-425

UTILITY: GEORGIA

THE SUPPLIER IS: X A/E ____ NSSS

FOR EQU

	EQUIPMENT				LOCATION		LOADS	
TAG NO.	TYPE AND DESCRIPTION	MANUFACTURER AND MODEL NO.	QUALIFICATION REPORT NO.	QUANTITY	BUILDING AND ELEVATION	MOUNTING	SEISMIC	OTHER DYNA
2HV12563 -562	24"x18" BUBBLE TIGHT DAMPER W/ E.M. ACTUATOR	QAD N/A ITT NH95G4602CD302	NQS #1027-3 -2 730-1-140	2	CONTROL BLDG 200'	HM	X	NA
2ZSC12563 2ZS012563 2ZSC12562 2ZS012562	LIMIT SWTICH	NAMCO CONTROLS EA-180-31302 EA-180-32302	QTR-105	4	CONTROL 200'	EM	X	NA
2HV12561 -60	24" x 18" LOW LEAKAGE DAMPER W/E.H. ACTUATOR	QAD N/A ITT NH91G4002CD301	NQS #1027-1 1027-2 FHI #30015 730-1-140	2	CONTROL BLDG 200'	HM	X	NA
2ZSC12561 -60 2ZS012561 -60	LIMIT SWITCH	NAMCO CONTROLS EA-180-31302 EA-180-32302	QTR-105	4	CONTROL 200'	EM	X	NA
2HV12555 -54	12" x 12" LOW LEAKAGE DAMPER W/E.H. ACTUATOR	QAD N/A ITT NH91G4002CD302	NQS #1027-1 1027-2 FHI #30015 730-1-140	2	CONTROL BLDG 200'	HM	X	NA

5040s/11 - copy of 0571n

LISTING
RY AND STATUS OF SAFETY RELATED EQUIPMENT

OWER COMPANY A/E: BECHTEL NSSS: WESTINGHOUSE X4AJ20
PAGE: 70 OF 283

MENT LISTED BELOW ____ OTHER SAFETY SYSTEM: CB ELECTRICAL PENETRATION FILTER EXHAUST SYSTEM

ER MI?	CONSIDERED REQUIRED INPUT (ZPA) H/V	QUALIFICATION METHOD ANALYSIS	QUALIFICATION METHOD TEST FREQUENCY	QUALIFICATION METHOD TEST DIRECTION	LOWEST NATURAL FREQUENCY F/B (Hz)	LOWEST NATURAL FREQUENCY S/S (Hz)	LOWEST NATURAL FREQUENCY V (Hz)	STATUS QUALIFICATION	STATUS INSTALLATION	RRS FIGURE REF.	CODES AND STANDARDS
A	.80/.90	D	-	-	F3	F3	F3	a	b	X2CR6-01 -02	IEEE 323-74 344-75
A	.80/.90	-	SF	SD	F1	F1	F1	a	b	X2CR3-31 -32 -33 -34	IEEE 323-74
A	.80/.90	S	-	-	F1	F1	F1	a	b	X2CR6-01 -02	IEEE 344-75 343-74
A	.80/.90	-	SF	SD	F1	F1	F1	a	b	X2CR6-01 -02 -03 -04	IEEE 323-74 344-75
A	.80/.90	S	-	-	F1	F1	F1	a	b	X2CR6-01 -02	IEEE 344-75 323-74

5040s/12 - copy of 0571n

TI
APERTURE
CARD

Also Available On
Aperture Card

8805240295-70

MASTER
SEISMIC AND DYNAMIC QUALIFICATION SUMMA

PLANT NAME: VOGTLE ELECTRIC GENERATING PLANT DOCKET NO.: 50-424 & 50-425 UTILITY: GEORGIA P

THE SUPPLIER IS: X A/E ___ NSSS FOR EQUI

	EQUIPMENT				LOCATION		LOADS	
TAG NO.	TYPE AND DESCRIPTION	MANUFACTURER AND MODEL NO.	QUALIFICATION REPORT NO.	QUANTITY	BUILDING AND ELEVATION	MOUNTING	SEISMIC	OTHER DYNA
2ZSC12555 -54 2ZSO12555 -54	LIMIT SWITCH	NAMCO CONTROLS EA-180-31302 LA-180-32302	QTR-105	4	CONTROL 200'	EM	X	N/A
2HV2636A -B -38A -B	HVAC DAMPER 24" WITH BETTIS ACTUATOR	JAMESBURG N/A BETTIS ACTUATOR	ACTION REPORT #17730-83N-1 -2 -3	4	CONTROL 280'	LM	X	N/A
2ZSC2636A -B -38A -B	LIMIT SWITCH	NAMCO CONTROL EA180(31)302 (32)	QTR-105	4	CONTROL 280'	EM	X	N/A
2ZSO2636A -B -38A -B	LIMIT SWITCH	NAMCO CONTROL EA180(31)302 (32)	QTR-105	4	CONTROL 280'	EM	X	N/A
2HY2636A -B -38A -B	SOLENOID VALVE	ASCO NPL8316-G4E	AQS21678/TR	4	CONTROL 280'	EM	X	N/A

5040s/13 - copy of 0571n

LISTING
RY AND STATUS OF SAFETY RELATED EQUIPMENT

OWER COMPANY A/E: BECHTEL NSSS: WESTINGHOUSE X4AJ20
PAGE: 71 OF 283

PMENT LISTED BELOW ____ OTHER SAFETY SYSTEM: CB ELECTRICAL PENETRATION FILTER EXHAUST SYSTEM

CONSIDERED ER MIC	REQUIRED INPUT (ZPA) H/V	QUALIFICATION METHOD: ANALYSIS	TEST FREQUENCY	TEST DIRECTION	LOWEST NATURAL FREQUENCY: F/B (HZ)	S/S (HZ)	V (HZ)	STATUS: QUALIFICATION	INSTALLATION	RRS FIGURE REF.	CODES AND STANDARDS
	0.8/0.9	-	SF	SD	F1	F1	F1	a	b	X2CR6-01 -02 -03 -04	IEEE 323-74 344-75
	0.78/0.88	D	-	-	F1	F1	F1	a	d	X2CR3-21 -22 -23 -24	ASME IEEE 323-74 344-75
	0.78/0.88	-	SF	SD	F1	F1	F1	a	d	X2CR3-21 -22 -23 -24	IEEE 323-74 344-75
	0.78/0.88	-	SF	SD	F1	F1	F1	a	d	X2CR3-21 -22 -23 -24	IEEE 323-74 344-75
	0.78/0.88	-	SF	SD	F1	F1	F1	a	d	X2CR3-21 -22 -23 -24	IEEE 323-74 344-75

5040s/14 - copy of 0571n

TI
APERTURE
CARD

Also Available On
Aperture Card

8805240295-7/

MASTER
SEISMIC AND DYNAMIC QUALIFICATION SUMMA

DOCKET NO.: 50-424 & 50-425 UTILITY: GEORGIA P

PLANT NAME: VOGTLE ELECTRIC GENERATING PLANT

THE SUPPLIER IS: X A/E ___ NSSS FOR EQUI

	EQUIPMENT				LOCATION		LOADS	
TAG NO.	TYPE AND DESCRIPTION	MANUFACTURER AND MODEL NO.	QUALIFICATION REPORT NO.	QUANTITY	BUILDING AND ELEVATION	MOUNTING	SEISMIC	OTHER DYNA
2FT12571 2FT12572 2FT2552 2FT2553	FLOW TRANSMITTER/ SWITCHES (INTEGRAL ELECTRONICS)	FLUID COMPONENTS INC. LT-81	CONTROL 200'	4	CONTROL 200'	LM	X	N/
2PDT2561 2PDT2560	DIFFERENTIAL PRESSURE TRANSMITTER	TAVIS CORP. P8C(S)	JCI REPORT NO. 557-1347B	2	FHB 288'-2"	CW	X	N/

5040s/15 - copy of 0571n

LISTING
RY AND STATUS OF SAFETY RELATED EQUIPMENT

OWER COMPANY A/E: BECHTEL NSSS: WESTINGHOUSE X4AJ20

PMENT LISTED BELOW ____ OTHER SAFETY SYSTEM: CB ELECTRICAL PENETRATION FILTER EXHAUST SYSTEM

ER MIC	CONSIDERED REQUIRED INPUT (ZPA) H/V	QUALIFICATION METHOD ANALYSIS	TEST FREQUENCY	TEST DIRECTION	LOWEST NATURAL FREQUENCY F/B (HZ)	S/S (HZ)	V (HZ)	STATUS QUALIFICATION	INSTALLATION	RRS FIGURE REF.	CODES AND STANDARDS
A	4.5/4.5	-	SF	SD	F1	F1	F1	a	d	RIM	IEEE 323-74 344-75
A	.80/.90	-	MF	MD	F1	F1	F1	a	d	X2CR6-01 -02 -03 -04	IEEE 323-74 344-75

5040s/16 - copy of 0571n

TI APERTURE CARD

Also Available On Aperture Card

8805240295-72

MASTER
SEISMIC AND DYNAMIC QUALIFICATION SUMMA

PLANT NAME: VOGTLE ELECTRIC GENERATING PLANT DOCKET NO.: 50-424 & 50-425 UTILITY: GEORGIA P

THE SUPPLIER IS: X A/E ___ NSSS FOR EQUI

	EQUIPMENT				LOCATION		LOADS	
TAG NO.	TYPE AND DESCRIPTION	MANUFACTURER AND MODEL NO.	QUALIFICATION REPORT NO.	QUANTITY	BUILDING AND ELEVATION	MOUNTING	SEISMIC	OTHER DYNA
A1535W7100	TORNADO DAMPERS 40" X 26"	TECHNO	483A 1083A	1	CONTROL 220'	HM	X	PLAN VIBRA TION AGIN TOR- NADO
A1535W7202	TORNADO DAMPERS 48" X 18"	TECHNO	483A 1083A	1	CONTROL 240'	HM	X	PLAN VIBRA TION AGIN TOR- NADO

5041s/5 - copy of 0571n

LISTING
RY AND STATUS OF SAFETY RELATED EQUIPMENT

OWER COMPANY A/E: BECHTEL NSSS: WESTINGHOUSE X4AJ32

PMENT LISTED BELOW ____ OTHER SAFETY SYSTEM: CB LAB HOOD AND LAB AREA VENT SYSTEM

CONSIDERED ER MIC	REQUIRED INPUT (ZPA) H/V	QUALIFICATION METHOD: ANALYSIS	TEST FREQUENCY	TEST DIRECTION	LOWEST NATURAL FREQUENCY: F/B (Hz)	S/S (Hz)	V (Hz)	STATUS: QUALIFICATION	INSTALLATION	RRS: FIGURE REF.	CODES AND STANDARDS
	.80/.90	S	-	-	F1	F1	F1	a	a	X2CR6-01 -02 -03 -04	ANSI 509 ERDA-76-21 IEEE-344-75
	.50/.90	S	-	-	F1	F1	F1	a	a	X2CR6-01 -02 -03 -04	ANSI 509 ERDA-76-21 IEEE-344-75

5041s/6 - copy of 0571n

TI
APERTURE
CARD

Also Available On
Aperture Card

8805240295-73

MASTER
SEISMIC AND DYNAMIC QUALIFICATION SUMMAR

PLANT NAME: VOGTLE ELECTRIC GENERATING PLANT DOCKET NO.: 50-424 & 50-425 UTILITY: GEORGIA PO

THE SUPPLIER IS: X A/E ____ NSSS FOR EQUIP

TAG NO.	EQUIPMENT				LOCATION			LOADS C
	TYPE AND DESCRIPTION	MANUFACTURER AND MODEL NO.	QUALIFICATION REPORT NO.	QUANTITY	BUILDING AND ELEVATION	MOUNT-ING	SEIS-MIC	OTHER DYNAM
21533W7A02 -A01	TORNADO DAMPERS 40" X 40" 38" X 50"	TECHNO	483A 1083A	2	CONTROL 200'	HM	X	PLANT VIBRA-TION AGING, TOR-NADO
A1533W7200	TORNADO DAMPERS 48" X 24"	TECHNO	483A 1083A	1	CONTROL 240'	HM	X	PLANT VIBRA-TION AGING, TOR-NADO
A1533W7B01	TORNADO DAMPERS 48" X 36"	TECHNO	483A 1083A	1	CONTROL 160'	HM	X	PLANT VIBRA-TION AGING, TOR-NADO
21533W7407	TORNADO DAMPERS 24-1/2" X 21-1,2"	TECHNO	483A 1284A	1	CONTROL 295' 6"	CW	X	PLANT VIBRA-TION AGING, TOR-NADO

5042s/5 - copy of 0571n

ISTING
AND STATUS OF SAFETY RELATED EQUIPMENT

ER COMPANY A/E: BECHTEL NSSS: WESTINGHOUSE X4AJ32
PAGE: 74 OF 283

ENT LISTED BELOW ____ OTHER SAFETY SYSTEM: CB LEVELS A, B, 1 AND 2, NORMAL HVAC SYSTEM

NSIDERED	QUALIFICATION METHOD			LOWEST NATURAL FREQUENCY			STATUS		RRS	
C! REQUIRED INPUT (ZPA) H/V	ANALYSIS	TEST FREQUENCY	TEST DIRECTION	F/B (Hz)	S/S (Hz)	V (Hz)	QUALIFICATION	INSTALLATION	FIGURE REF.	CODES AND STANDARDS
.80/.90	S	-	-	F1	F1	F1	a	a	X2CR6-01 -02 -03 -04	ANSI 509 ERDA-76-21 IEEE-344-75
.80/.90	S	-	-	F1	F1	F1	a	a	X2CR6-01 -02 -03 -04	ANSI 509 ERDA-76-21 IEEE-344-75
.80/.90	S	-	-	F1	F1	F1	a	a	X2CR6-01 -02 -03 -04	ANSI 509 ERDA-76-21 IEEE-344-75
.80/.90	S	-	-	F1	F1	F1	a	a	X2CR6-01 -02 -03 -04	ANSI 509 ERDA-76-21 IEEE-344-75

5042s/6 - copy of 0571n

TI
APERTURE
CARD

Also Available On
Aperture Card

8805240295-74

MASTER
SEISMIC AND DYNAMIC QUALIFICATION SUMMA

PLANT NAME: VOGTLE ELECTRIC GENERATING PLANT DOCKET NO.: 50-424 & 50-425 UTILITY: GEORGIA

THE SUPPLIER IS: X A/E ___ NSSS FOR EQU

	EQUIPMENT				LOCATION		LOADS	
TAG NO.	TYPE AND DESCRIPTION	MANUFACTURER AND MODEL NO.	QUALIFICATION REPORT NO.	QUANTITY	BUILDING AND ELEVATION	MOUNTING	SEISMIC	OTHER DYNA
A1537W7201	TORNADO DAMPERS 20" X 28"	TECHNO	483A 1083A	1	CONTROL 260'	HM	X	PLA VIB TIO AGI TOR NAD
A1537W7401	TORNADO DAMPERS 10" X 10"	TECHNO	483A 1083A	1	CONTROL 260'	HM	X	PLA VIB TIO AGI TOR NAD

5043s/5 - copy of 0571n

PMENT LISTED BELOW ____ OTHER SAFETY SYSTEM: CB LOCKER AND TOILET EXHAUST SYSTEM

CONSIDERED		QUALIFICATION METHOD			LOWEST NATURAL FREQUENCY			STATUS		RRS	
ER AMIC	REQUIRED INPUT (ZPA) H/V	ANALYSIS	TEST FREQUENCY	TEST DIRECTION	F/B (Hz)	S/S (Hz)	V (Hz)	QUALIFICATION	INSTALLATION	FIGURE REF.	CODES AND STANDARDS
T A- G,	.80/.90	S	-	-	F1	F1	F1	a	a	X2CR6-01 -02 -03 -04	ANSI 509 ERDA-76-21 IEEE-344-75
T A- G,	.80/.90	S	-	-	F1	F1	F1	a	b	X2CR6-01 -02 -03 -04	ANSI 509 ERDA-76-21 IEEE-344-75

TI
APERTURE
CARD

Also Available On
Aperture Card

8805240295 -75

MASTER
SEISMIC AND DYNAMIC QUALIFICATION SUMMA

DOCKET NO.: 50-424 & 50-425 UTILITY: GEORGIA P

PLANT NAME: VOGTLE ELECTRIC GENERATING PLANT

THE SUPPLIER IS: X A/E ____ NSSS FOR EQUI

	EQUIPMENT				LOCATION		LOADS	
TAG NO.	TYPE AND DESCRIPTION	MANUFACTURER AND MODEL NO.	QUALIFICATION REPORT NO.	QUANTITY	BUILDING AND ELEVATION	MOUNTING	SEISMIC	OTH DYNA
2153287001000 -3000	CENTRIFUGAL FAN & MOTOR	BUFFALO FORGE #270 BL FAN	MME 83-933	2	CONTROL 192'	CF	X	N/
2153287002000 -4000	CENTRIFUGAL FAN & MOTOR	BUFFALO FORGE #300 BL FAN	MME 83-934	2	CONTROL 192'	CF	X	N/

5044s/5 - copy of 0571n

LISTING
RY AND STATUS OF SAFETY RELATED EQUIPMENT

OWER COMPANY A/E: BECHTEL NSSS: WESTINGHOUSE X4AJ02

PMENT LISTED BELOW ____ OTHER SAFETY SYSTEM: CB SAFETY FEATURE ELECTRICAL EQUIPMENT ROOM, HVAC SYSTEM

CONSIDERED ER MIC	REQUIRED INPUT (ZPA) H/V	QUALIFICATION METHOD: ANALYSIS	TEST FREQUENCY	TEST DIRECTION	LOWEST NATURAL FREQUENCY: F/B (HZ)	S/S (HZ)	V (HZ)	STATUS: QUALIFICATION	INSTALLATION	RRS: FIGURE REF.	CODES AND STANDARDS
A	.78/.88	S	N/A	N/A	F1	F1	F1	a	a	X2CR3-21 -22 -23 -24	AMCA 99 IEEE-344-75
A	.78/.88	S	N/A	N/A	F1	F1	F1	a	a	X2CR3-21 -22 -23 -24	AMCA 99 IEEE-344-75

5044s/6 - copy of 0571n

TI
APERTURE
CARD

Also Available On
Aperture Card

8805240295-76

MASTER

SEISMIC AND DYNAMIC QUALIFICATION SUMMA

PLANT NAME: VOGTLE ELECTRIC GENERATING PLANT DOCKET NO.: 50-424 & 50-425 UTILITY: GEORGIA

FOR EQU

THE SUPPLIER IS: X A/E ___ NSSS

	EQUIPMENT				LOCATION		LOADS	
TAG NO.	TYPE AND DESCRIPTION	MANUFACTURER AND MODEL NO.	QUALIFICATION REPORT NO.	QUANTITY	BUILDING AND ELEVATION	MOUNTING	SEISMIC	OTH DYNA
21532A7001000 -2000	AIR HANDLING UNITS (HORIZONTAL AHU) (SIZE H-41)	AMERICAN AIR FILTER COMPANY H-41-MPACYA-N-SEISMIC	NESE 734	2	CONTROL 180'	CF	X	NA

5044s/7 - copy of 057in

LISTING
RY AND STATUS OF SAFETY RELATED EQUIPMENT

OWER COMPANY A/E: BECHTEL NSSS: WESTINGHOUSE

PMENT LISTED BELOW ____ OTHER SAFETY SYSTEM: CB SAFETY FEATURE ELECTRICAL EQUIPMENT ROOM HVAC SYSTEM

CONSIDERED		QUALIFICATION METHOD			LOWEST NATURAL FREQUENCY			STATUS		RRS	
ER MIC	REQUIRED INPUT (ZPA) H/V	ANALYSIS	TEST FREQUENCY	TEST DIRECTION	F/B (HZ)	S/S (HZ)	V (HZ)	QUALIFICATION	INSTALLATION	FIGURE REF.	CODES AND STANDARDS
A	.35/.40	-	MF	MD	F3	F3	F3	a	b	X2CR3-01 -02 -03 -04	ASME III IEEE-323-74 -344-75

5044s/8 - copy of 0571n

TI
APERTURE
CARD

Also Available On
Aperture Card

8805240295-77

MASTER
SEISMIC AND DYNAMIC QUALIFICATION SUMMA

DOCKET NO.: 50-424 & 50-425 UTILITY: GEORGIA P

PLANT NAME: VOGTLE ELECTRIC GENERATING PLANT

THE SUPPLIER IS: X A/E ___ NSSS FOR EQUI

	EQUIPMENT				LOCATION		LOADS	
TAG NO.	TYPE AND DESCRIPTION	MANUFACTURER AND MODEL NO.	QUALIFICATION REPORT NO.	QUANTITY	BUILDING AND ELEVATION	MOUNTING	SEISMIC	OTHER DYNA
21532W7301 21532W7300	TORNADO DAMPERS 20" X 30" 42" X 30"	TECHNO	483A 1083A	2	CONTROL 260'	HM	X	PLAN VIBR TION AGIN TOR- NADO

5044s/9 - copy of 0571n

LISTING
RY AND STATUS OF SAFETY RELATED EQUIPMENT

OWER COMPANY A/E: BECHTEL NSSS: WESTINGHOUSE X4AJ32

PAGE: 78 OF 283

PMENT LISTED BELOW ____ OTHER SAFETY SYSTEM: CB SAFETY FEATURE ELECTRICAL EQUIPMENT ROOM HVAC SYSTEM

CONSIDERED ER RIC	REQUIRED INPUT (ZPA) H/V	QUALIFICATION METHOD: ANALYSIS	TEST FREQUENCY	TEST DIRECTION	LOWEST NATURAL FREQUENCY: F/B (HZ)	S/S (HZ)	V (HZ)	STATUS: QUALIFICATION	INSTALLATION	RRS: FIGURE REF.	CODES AND STANDARDS
	.80/.90	S	-	-	F1	F1	F1	a	b	X2CR6-01 -02 -03 -04	ANSI 509 ERDA-76-21 IEEE-344-75

5044s/10 - copy of 0571n

TI
APERTURE
CARD

Also Available On
Aperture Card

8805240295-78

MASTER

SEISMIC AND DYNAMIC QUALIFICATION SUMM

PLANT NAME: VOGTLE ELECTRIC GENERATING PLANT DOCKET NO.: 50-424 & 50-425 UTILITY: GEORGIA

THE SUPPLIER IS: X A/E ___ NSSS FOR EQU

TAG NO.	EQUIPMENT: TYPE AND DESCRIPTION	EQUIPMENT: MANUFACTURER AND MODEL NO.	EQUIPMENT: QUALIFICATION REPORT NO.	EQUIPMENT: QUANTITY	LOCATION: BUILDING AND ELEVATION	LOCATION: MOUNTING	LOADS: SEISMIC	LOADS: OTHER DYNA
2HV12716 -31	36" x 24" LOW LEAKAGE DAMPER W/PNEUMATIC ACTUATOR	QAD N/A BETTIS NCB-523-SR80	NQS #1027-1 1027-2 FHI #30015 #37274	2	CONTROL BLDG 200'	HM	X	N
2ZSC12716 -31 2ZSO12716 -31	LIMIT SWITCH	NAMCO CONTROLS EA-180-31302 EA-180-32302	QTR-105	4	CONTROL 200'	EM	X	N
2HV12753A -B 2HV12713A -B	10" x 10" LOW LEAKAGE DAMPER W/PNEUMATIC ACTUATOR	QAD N/A BETTIS NCB-315-SR40	NQS #1027-1 1027-2 FHI #30015 #37274	4	CONTROL BLDG 200'	HM	X	N

5044s/11 - copy of 0571n

LISTING
RY AND STATUS OF SAFETY RELATED EQUIPMENT

OWER COMPANY A/E: BECHTEL NSSS: WESTINGHOUSE X4AJ20
PAGE: 79 OF 283

PMENT LISTED BELOW ____ OTHER SAFETY SYSTEM: CB SAFETY FEATURE ELECTRICAL EQUIPMENT ROOM HVAC SYSTEM

CONSIDERED		QUALIFICATION METHOD			LOWEST NATURAL FREQUENCY			STATUS		RRS	
ER MIC	REQUIRED INPUT (ZPA) H/V	ANALYSIS	TEST FREQUENCY	TEST DIRECT	( )	S/S (HZ)	V (HZ)	QUALIFICATION	INSTALLATION	FIGURE REF.	CODES AND STANDARDS
A	.80/.90	S	-	-	F1	F1	F1	a	b	X2CR6-01 -02 -03 -04	ANSI B31.1 IEEE-344-75
A	.80/.90	-	SF	SD	F1	F1	F*	a	b	X2CR6-01 -02 -03 -04	IEEE-323-74 -344-75
A	.80/.90	S	-	-	F1	F1	F1	a	d	X4CR6-01 -02 -03 -04	ANSI B31.1 IEEE-344-75

5044s/12 - copy of 0571n

TI
APERTURE
CARD

Also Available On
Aperture Card

8805240295 -79

MASTER
SEISMIC AND DYNAMIC QUALIFICATION SUMMA

DOCKET NO.: 50-424 & 50-425 UTILITY: GEORGIA P

PLANT NAME: VOGTLE ELECTRIC GENERATING PLANT

THE SUPPLIER IS: X A/E ___ NSSS FOR EQUI

	EQUIPMENT				LOCATION		LOADS	
TAG NO.	TYPE AND DESCRIPTION	MANUFACTURER AND MODEL NO.	QUALIFICATION REPORT NO.	QUANTITY	BUILDING AND ELEVATION	MOUNT-ING	SEIS-MIC	OTH DYNA
2ZSC12753A -B 2ZSO12753A -B 2ZSC12713A -B 2ZSO12713A -B	LIMIT SWITCH	NAMCO EA-180-31302 EA-180-32302	QTR-105	8	CONTROL 200'	EM	X	N/
2HV12748 -42 -49 -27	16" LOW LEAKAGE DAMPER W/ELEC. ACTUATOR	QAD N/A LIMITORQUE SMC-04-3/HOBC	NQS #1027-1 1027-2 FHI #30015 #B0058	4	CONTROL BLDG 180'	HM	X	N/
2ZSC12748 -42 -49 -27 2ZSO12748 -42 -49 -27	LIMIT SWITCH	NAMCO EA-180-31302 EA-180-32302	QTR-105	8	CONTROL 180'	EM	X	N/
2TIC-12725 2TIC-12740	TEMPERATURE INDICATING CONTROLLER DIRECT ACTING	LOVE CONTROLS CORPORATION 54-838-8134- 8187-8110-8174	ACTON REPORT #17255	2	CONTROL 220'	CM	X	N/
2TY-12725 2TY-12740	INDUSTRIAL RELAY (INTERLOCK RELAY)	GENERAL ELECTRIC COMPANY CR120B02022-NUC	NTS REPORT #557-1347D	2	CONTROL 220'	CM	X	N/

5044s/13 - copy of 0571n

LISTING
RY AND STATUS OF SAFETY RELATED EQUIPMENT

OWER COMPANY A/E: BECHTEL NSSS: WESTINGHOUSE X4AJ20

PMENT LISTED BELOW ____ OTHER SAFETY SYSTEM: CB SAFETY FEATURE ELECTRICAL EQUIPMENT ROOM HVAC SYSTEM

ER MIC	CONSIDERED REQUIRED INPUT (ZPA) H/V	QUALIFICATION METHOD ANALYSIS	TEST FREQUENCY	TEST DIRECTION	LOWEST NATURAL FREQUENCY F/B (Hz)	S/S (Hz)	V (Hz)	STATUS QUALIFICATION	INSTALLATION	RRS FIGURE REF.	CODES AND STANDARDS
A	.80/.90	-	SF	SD	F1	F1	F1	a	d	X4CR6-01 -02 -03 -04	IEEE-323-74 -344-75
A	.80/.90	S	-	-	F1	F1	F1	a	d	X2CR6-01 -02 -03 -04	ANSI 831.1 IEEE-344-75 -323-74
A	.80/.90	-	SF	SD	F1	F1	F1	a	d	X4CR6-01 -02 -03 -04	IEEE-323-74 -344-75
A	.38/.42	-	MF	SD	F1	F1	F1	a	a	X4CR3-09 -10 -11 -12	IEEE-323-74 -344-75
A	.38/.42	-	MF	SD	F1	F1	F1	a	b	X4CR3-09 -10 -11 -12	IEEE-323-74 -344-75

5044s/14 - copy of 0571n

TI
APERTURE
CARD

Also Available On
Aperture Card

8805240295-80

MASTER
SEISMIC AND DYNAMIC QUALIFICATION SUMMA

PLANT NAME: VOGTLE ELECTRIC GENERATING PLANT DOCKET NO.: 50-424 & 50-425 UTILITY: GEORGIA

THE SUPPLIER IS: X A/E ___ NSSS FOR EQU

	EQUIPMENT				LOCATION		LOADS	
TAG NO.	TYPE AND DESCRIPTION	MANUFACTURER AND MODEL NO.	QUALIFICATION REPORT NO.	QUANTITY	BUILDING AND ELEVATION	MOUNTING	SEISMIC	OTH DYNA
2-TE-12725 2-TE-12740	RESISTANCE TEMPERATURE DETECTORS (RTD)	PYCO, INC. 122-7026	JCI REPORT NO 557-1347A	2	CONTROL 280'	CW	X	NA
2HV12734	36" X 16" WITH BETTIS ACTUATOR	QAD LOW LEAKAGE BETTIS NCB-420-SR80	NQS #1027-1 1027-2 FHI #30015 #37274	1	CONTROL BLDG 180'	HM	X	NA
2ZSC12734 2ZSO12734	LIMIT SWITCH	NAMCO CONTROLS EA180-31-302 EA180-32-302	QTR-105	2	CONTROL BLDG 180'	EM	X	NA
2HV12736	32" X 48" WITH BETTIS ACTUATOR	QAD LOW LEAKAGE BETTIS NCB-525-SR80	NQS #1027-1 1027-2 FHI #30015 #37274	1	CONTROL 180'	HM	X	NA

5044s/15 - copy of 0571n

LISTING
RY AND STATUS OF SAFETY RELATED EQUIPMENT

OWER COMPANY A/E: BECHTEL NSSS: WESTINGHOUSE X4AJ20

PMENT LISTED BELOW ____ OTHER SAFETY SYSTEM: CB SAFETY FEATURE ELECTRICAL EQUIPMENT ROOM HVAC SYSTEM

CONSIDERED		QUALIFICATION METHOD			LOWEST NATURAL FREQUENCY			STATUS		RRS	
ER MIC	REQUIRED INPUT (ZPA) H/V	ANALYSIS	TEST FREQUENCY	TEST DIRECTION	F/B (Hz)	S/S (Hz)	V (Hz)	QUALIFICATION	INSTALLATION	FIGURE REF.	CODES AND STANDARDS
A	.80/.90	-	MF	SD	F1	F1	F1	a	b	X2CR6-01 -02 -03 -04	IEEE-323-74 -344-75
A	.80/.90	S	-	-	F1	F1	F1	a	b	X2CR6-01 -02 -03 -04	IEEE-323-74 ANSI B31.1
A	.80/.90	-	SF	SD	F1	F1	F1	a	b	X2CR6-01 -02 -03 -04	IEEE-323-74 -344-75
A	.80/.90	S	-	-	F1	F1	F1	a	b	X2CR6-01 -02 -03 -04	ANSI B31.1 IEEE-344-75

5044s/16 - copy of 0571n

TI APERTURE CARD

Also Available On Aperture Card

8805240295-81

MASTE

SEISMIC AND DYNAMIC QUALIFICATION SUMM

DOCKET NO.: 50-424 & 50-425 UTILITY: GEORGIA

PLANT NAME: VOGTLE ELECTRIC GENERATING PLANT

THE SUPPLIER IS: X A/E ____ NSSS FOR EQU

	EQUIPMENT				LOCATION		LOADS	
TAG NO.	TYPE AND DESCRIPTION	MANUFACTURER AND MODEL NO.	QUALIFICATION REPORT NO.	QUANTITY	BUILDING AND ELEVATION	MOUNTING	SEISMIC	OTDYN
2ZSC12736 2ZSO12736	LIMIT SWITCH	NAMCO CONTROLS	QTR-105	2	CONTROL 180'	EM	X	N
2HY12736	SOLENOID VALVE	ASCO NPL8316-64E	AQS21678/TR	1	CONTROL 180'	EM	X	N
2HV12721	32" X 48" WITH BETTIS ACTUATOR	QAD LOW LEAKAGE BETTIS	NQS #1027-1 1027-2 FHI #30015 #37274	1	CONTROL 180'	HM	X	N
2ZSC12721 2ZSO12721	LIMIT SWITCH	NAMCO CONTROLS EA180-31302 EA180-32302	QTR-105	2	CONTROL 180'	EM	X	N
2HY12721	SOLENOID VALVE	ASCO NPL8316-64E	AQS21678/TR	1	CONTROL 180'	EM	X	N

5044s/17 - copy of 0571n

R LISTING
ARY AND STATUS OF SAFETY RELATED EQUIPMENT

POWER COMPANY A/E: BECHTEL NSSS: WESTINGHOUSE X4AJ20
PAGE: 82 OF 283

IPMENT LISTED BELOW ____ OTHER SAFETY SYSTEM: CB SAFETY FEATURE ELECTRICAL EQUIPMENT ROOM HVAC SYSTEM

CONSIDERED		QUALIFICATION METHOD			LOWEST NATURAL FREQUENCY			STATUS		RRS	
HER AMIC	REQUIRED INPUT (ZPA) H/V	ANALYSIS	TEST FREQUENCY	TEST DIRECTION	F/B (Hz)	S/S (Hz)	V (Hz)	QUALIFICATION	INSTALLATION	FIGURE REF	CODES AND STANDARDS
/A	.80/.90	-	SF	SD	F1	F1	F1	a	b	X2CR6-01 -02 -03 -04	IEEE-323-74 -344-75
/A	.80/.90	-	SF	SD	F1	F1	F1	a	b	X2CR6-01 -02 -03 -04	IEEE-323-74 -344-75
/A	.80/.90	S	-	-	F1	F1	F1	a	b	X2CR6-01 -02 -03 -04	ANSI B31.1 IEEE-344-75
/A	.80/.90	-	SF	SD	F1	F1	F1	a	b	X2CR6-01 -02 -03 -04	IEEE-323-74 -344-75
/A	.80/.90	-	SF	SD	F1	F1	F1	a	b	X2CR6-01 -02 -03 -04	IEEE-323-74 -344-75

5044s/18 - copy of 0571n

TI
APERTURE
CARD

Also Available On
Aperture Card

8805240295-82

MASTER
SEISMIC AND DYNAMIC QUALIFICATION SUMMA

PLANT NAME: VOGTLE ELECTRIC GENERATING PLANT

DOCKET NO.: 50-424 & 50-425

UTILITY: GEORGIA P

THE SUPPLIER IS: X A/E ___ NSSS

FOR EQUI

	EQUIPMENT				LOCATION		LOADS	
TAG NO.	TYPE AND DESCRIPTION	MANUFACTURER AND MODEL NO.	QUALIFICATION REPORT NO.	QUANTITY	BUILDING AND ELEVATION	MOUNTING	SEISMIC	OTH DYNA
2HV12719	36" X 16" WITH BETTIS ACTUATOR	QAD LOW LEAKAGE	NQS #1027-1 1027-2 FHI #30015 #37274	1	CONTROL 180'	HM	X	N/
2ZSC12719 2ZSO12719	LIMIT SWITCH	NAMCO CONTROLS EA180-31302 EA180-32302	QTR-105	2	CONTROL 180'	EM	X	N/

5044s/19 - copy of 0571n

LISTING
RY AND STATUS OF SAFETY RELATED EQUIPMENT

OWER COMPANY A/E: BECHTEL NSSS: WESTINGHOUSE

PMENT LISTED BELOW ____ OTHER

SAFETY SYSTEM: CB SAFETY FEATURE ELECTRICAL EQUIPMENT ROOM HVAC SYSTEM

CONSIDERED	QUALIFICATION METHOD			LOWEST NATURAL FREQUENCY			STATUS		RRS	
ER MIC REQUIRED INPUT (ZPA) H/V	ANALYSIS	TEST FREQUENCY	TEST DIRECTION	F/B (Hz)	S/S (Hz)	V (Hz)	QUALIFICATION	INSTALLATION	FIGURE REF.	CODES AND STANDARDS
A .80/.90	S	-	-	F1	F1	F1	a	b	X2CR6-01 -02 -03 -04	ANSI B31.1 IEEE-344-75
A .80/.90	-	SF	SD	F1	F1	F1	a	b	X2CR6-01 -02 -03 -04	IEEE-323-74 -344-75

5044s/20 - copy of 0571n

TI
APERTURE
CARD

Also Available On
Aperture Card

8805240295-83

MASTE

SEISMIC AND DYNAMIC QUALIFICATION SUMM

PLANT NAME: VOGTLE ELECTRIC GENERATING PLANT DOCKET NO.: 50-424 & 50-425 UTILITY: GEORGIA

THE SUPPLIER IS: X A/E ___ NSSS FOR EQ

	EQUIPMENT				LOCATION		LOADS
TAG NO.	TYPE AND DESCRIPTION	MANUFACTURER AND MODEL NO.	QUALIFICATION REPORT NO.	QUANTITY	BUILDING AND ELEVATION	MOUNTING	SEISMIC	O DY
21501A7001000 -2000 -3000 -4000 -5000 -6000 -7000 -8000	CONTAINMENT BULIDING NORMAL AIR COOLING UNIT	CVI CORPORATION	B793-9916	8	CONTAINMENT 236'	DM	X	
21501A7001M01 -2M01 -3M01 -4M01 -5M01 -6M01 -7M01 -8M01	AXIVANE FAN W/ELECTRIC MOTOR	JOY MANUFACTURING #60-26-1170/580	S-229, S-1, X-1074	8	CONTAINMENT 236'	DM	X	

5045s/5 - copy of 0571n

ER LISTING
MARY AND STATUS OF SAFETY RELATED EQUIPMENT

POWER COMPANY A/E: BECHTEL NSSS: WESTINGHOUSE X4AJ16
PAGE: 84 OF 283

UIPMENT LISTED BELOW ____ OTHER SAFETY SYSTEM: CTB AIR COOLING SYSTEM

S CONSIDERED		QUALIFICATION METHOD			LOWEST NATURAL FREQUENCY			STATUS		RRS	
HER DAMIC	REQUIRED INPUT (ZPA) H/V	ANALYSIS	TEST FREQUENCY	TEST DIRECTION	F/B (HZ)	S/S (HZ)	V (HZ)	QUALIFICATION	INSTALLATION	FIGURE REF.	CODES AND STANDARDS
N/A	.34/.48	D	N/A	N/A	F3	F3	F1	a	b	X2CR1-10 -12 -13 -14	ASME III
N/A	.34/.48	S	N/A	N/A	F1	F1	F3	a	b	X2CR1-10 -12 -13 -14	IEEE-323-74 -344-75

5045s/6 - copy of 0571n

TI
APERTURE
CARD

Also Available On
Aperture Card

8805240295-84

MASTER

SEISMIC AND DYNAMIC QUALIFICATION SUMMARY

PLANT NAME: VOGTLE ELECTRIC GENERATING PLANT

DOCKET NO.: 50-424 & 50-425

UTILITY: GEORGIA POWER

THE SUPPLIER IS: X A/E ___ NSSS

FOR EQUIPMENT

TAG NO.	EQUIPMENT: TYPE AND DESCRIPTION	EQUIPMENT: MANUFACTURER AND MODEL NO.	EQUIPMENT: QUALIFICATION REPORT NO.	EQUIPMENT: QUANTITY	LOCATION: BUILDING AND ELEVATION	LOCATION: MOUNTING	LOADS: SEISMIC	LOADS: OTHER DYN
21501D7001000 -002000 -003000 -004000	144" x 42" BACKDRAFT DAMPER	QAD N/A	NQS-1027-3 FHI 30015	4	CONTAINMENT 220'	HM	X	
2HV2582A 2HV2583A -B 2HV2584A -B 2HV2585A -B	60" DIA. LOW LEAKAGE DAMPER ELEC. ACTUATOR	QAD N/A LIMITORQUE SMB-000-2/HOBC	NQS-1027-1 1027-2 FHI 30015 B0058	7	CONTAINMENT 169'	HM	X	
2ZSC2582A -83A -83B -84A -84B -85A -85B 2ZS02582A	LIMIT SWITCH	NAMCO CONTROLS EA-180-31302 EA-180-32302	QTR-105	8	CONTAINMENT 169'	EM	X	
2ZS02583A -83B -84A -84B -85A -85B	LIMIT SWITCH	NAMCO CONTROLS EA-180-31302 EA-180-32302	QTR-105	6	CONTAINMENT 169'	EM	X	
2HV2582B	60" X 60" DIA. LOW LEAKAGE W/ELEC. ACTUATOR	QAD N/A LIMITORQUE SMB-000-2/HOBC	NQS-1027-1 1027-2 FHI 30015 B0058	1	CONTAINMENT 169'	HM	X	

5045s/7 - copy of 0571n

LISTING
RY AND STATUS OF SAFETY RELATED EQUIPMENT

POWER COMPANY A/E: BECHTEL NSSS: WESTINGHOUSE X4AJ20
PAGE: 85 OF 283

PMENT LISTED BELOW ____ OTHER SAFETY SYSTEM: CTB AIR COOLING SYSTEM

CONSIDERED		QUALIFICATION METHOD			LOWEST NATURAL FREQUENCY			STATUS		RRS	
ER AMIC	REQUIRED INPUT (ZPA) H/V	ANALYSIS	TEST FREQUENCY	TEST DIRECTION	F/B (Hz)	S/S (Hz)	V (Hz)	QUALIFICATION	INSTALLATION	FIGURE REF.	CODES AND STANDARDS
A	.32/.48	S	-	-	F1	F1	F1	a	b	X2CR1-9 THRU -12 X2CR4-17 THRU -20	IEEE 344-75 N509
A	.80/.90	S	-	-	F1	F1	F1	a	d	X2CR6-01 -02 -03 -04	IECE 323-74 344-75
A	.80/.90	-	SF	SD	F1	F1	F1	a	d	X2CR6-01 -02 -03 -04	IEEE 323-74 344-75
A	.80/.90	-	SF	SD	F1	F1	F1	a	d	X2CR6-01 -02 -03 -04	IEEE 323-74 344-75
A	.80/.90	S	-	-	F1	F1	F1	a	d	X2CR6-01 -02 -03 -04	IEEE 323-74 344-75

5045s/8 - copy of 0571n

TI
APERTURE
CARD

Also Available On
Aperture Card

8805240295 -85

MASTE
SEISMIC AND DYNAMIC QUALIFICATION SUMM

PLANT NAME: VOGTLE ELECTRIC GENERATING PLANT DOCKET NO.: 50-424 & 50-425 UTILITY: GEORGIA

THE SUPPLIER IS: X A/E ___ NSSS FOR EQU

	EQUIPMENT				LOCATION		LOADS	
TAG NO.	TYPE AND DESCRIPTION	MANUFACTURER AND MODEL NO.	QUALIFICATION REPORT NO.	QUANTITY	BUILDING AND ELEVATION	MOUNTING	SEIS-MIC	OT DYN
2ZSC2582B 2ZSO2582B	LIMIT SWITCH	NAMCO CONTROLS EA-180-31302 EA-180-32302	QTR-105	2	CONTAINMENT 169'0"	EM	X	N
2FE12574 -575 -576 -577 -578	FLOW TRANSMITTER/ SWITCHES (REMOTE ELECTRONICS) SENSOR HEAD	FLUID COMPONENTS INC. LT-81	FCI REPORT NO. 708349	5	CONTROL 220'	LM	X	N
2FE-12579 -580 -581	FLOW TRANSMITTER/ SWITCHES (REMOTE ELECTRONICS) SENSOR HEAD	FLUID COMPONENTS INC. LT-81	FCI REPORT NO. 708349	3	CONTROL 220'	LM	X	N
2FT12574 -575 -576 -577 -578	FLOW TRANSMITTER/ SWITCHES (REMOTE ELECTRONICS) XMTR	FLUID COMPONENTS INC. LT-81	FCI REPORT NO. 708349	8	CONTROL 220'	CW	X	N
2FT12579 -580 -581	FLOW TRANSMITTER/ SWITCHES (REMOTE ELECTRONICS) XMTR	FLUID COMPONENTS INC. LT-81	FCI REPORT NO. 708349	8	CONTROL 220'	CW	X	N

R LISTING
ARY AND STATUS OF SAFETY RELATED EQUIPMENT

POWER COMPANY A/E: BECHTEL NSSS: WESTINGHOUSE X4AJ20
PAGE: 86 OF 283

IPMENT LISTED BELOW ____ OTHER SAFETY SYSTEM: CTB AIR COOLING SYSTEM

CONSIDERED		QUALIFICATION METHOD			LOWEST NATURAL FREQUENCY			STATUS		RRS	
HER DYNAMIC	REQUIRED INPUT (ZPA) H/V	ANALYSIS	TEST FREQUENCY	TEST DIRECTION	F/B (Hz)	S/S (Hz)	V (Hz)	QUALIFICATION	INSTALLATION	FIGURE REF.	CODES AND STANDARDS
VA	.80/.90	-	SF	SD	F1	F1	F1	a	d	X2CR6-01 -02 -03 -04	IEEE 323-74 344-75
VA	4.5/4.5	-	SF	MD	F1	F1	F1	a	d	RIM	IEEE 323-74 344-75
VA	4.5/4.5	-	SF	MD	F1	F1	F1	a	d	RIM	IEEE 323-74 344-75
VA	0.38/0.42	-	MF	MD	F1	F1	F1	a	d	X2CR3-9 -10 -11 -12	IEEE 323-74 344-75
VA	0.38/0.42	-	MF	MD	F1	F1	F1	a	d	X2CR3-9 -10 -11 -12	IEEE 323-74 344-75

5045s/10 - copy of 0571n

TI
APERTURE
CARD

Also Available On
Aperture Card

8805240295-86

MAS

SEISMIC AND DYNAMIC QUALIFICATION SU

PLANT NAME: VOGTLE ELECTRIC GENERATING PLANT DOCKET NO.: 50-424 & 50-425 UTILITY: GEORG

THE SUPPLIER IS: X A/E ____ NSSS FOR E

	EQUIPMENT				LOCATION		LOA	
TAG NO.	TYPE AND DESCRIPTION	MANUFACTURER AND MODEL NO.	QUALIFICATION REPORT NO.	QUANTITY	BUILDING AND ELEVATION	MOUNT-ING	SEIS-MIC	D
21511E7001000 -2000	CONTAINMENT BUILDING NORMAL AIR COOLING RACK	CVI CORPORATION	B793-9918	2	CONTAINMENT 206'	CF/CW	X	

5047s/5 - copy of 0571n

TER LISTING
MMARY AND STATUS OF SAFETY RELATED EQUIPMENT

A POWER COMPANY A/E: BECHTEL NSSS: WESTINGHOUSE X4AJ16

QUIPMENT LISTED BELOW ____ OTHER SAFETY SYSTEM: CTB CAVITY COOLING SYSTEM

DS CONSIDERED		QUALIFICATION METHOD			LOWEST NATURAL FREQUENCY			STATUS		RRS	
OTHER YNAMIC	REQUIRED INPUT (ZPA) H/V	ANALYSIS	TEST FREQUENCY	TEST DIRECTION	F/B (Hz)	S/S (Hz)	V (Hz)	QUALIFICATION	INSTALLATION	FIGURE REF.	CODES AND STANDARDS
N/A	.32/.48	D	-	-	F3	F3	F3	a	b	X2CR1-09 -10 -11 -12	ASME III

5047s/6 - copy of 0571n

TI
APERTURE
CARD

Also Available On
Aperture Card

MASTE

SEISMIC AND DYNAMIC QUALIFICATION SUMM

PLANT NAME: VOGTLE ELECTRIC GENERATING PLANT DOCKET NO.: 50-424 & 50-425 UTILITY: GEORGIA

THE SUPPLIER IS: X A/E ___ NSSS FOR EQU

	EQUIPMENT				LOCATION		LOADS	
TAG NO.	TYPE AND DESCRIPTION	MANUFACTURER AND MODEL NO.	QUALIFICATION REPORT NO.	QUANTITY	BUILDING AND ELEVATION	MOUNT-ING	SEIS-MIC	OT DYN
21511D7009 -10 -11	RELIEF DAMPERS 99 1/2" X 36" 99 1/2" X 75" 99 1/2" X 75"	TECHNO	1283A	3	CONTAINMENT 195'	STEEL FLOOR	X	PRE SUR REL

5047s/7 - copy of 0571n

R LISTING
ARY AND STATUS OF SAFETY RELATED EQUIPMENT

POWER COMPANY A/E: BECHTEL NSSS: WESTINGHOUSE

IPMENT LISTED BELOW ____ OTHER SAFETY SYSTEM: CTB CAVITY COOLING SYSTEM

CONSIDERED		QUALIFICATION METHOD			LOWEST NATURAL FREQUENCY			STATUS		RRS	
HER DAMIC	REQUIRED INPUT (ZPA) H/V	ANALYSIS	TEST FREQUENCY	TEST DIRECTION	F/B (Hz)	S/S (Hz)	V (Hz)	QUALIFICATION	INSTALLATION	FIGURE REF.	CODES AND STANDARDS
S-E IEF	.80/.90	S	-	-	F1	F1	F1	a	b	X2CR1-05 -06 -07 -08	ANSI 509 ERDA 76-21 IEEE 344-75

5047s/8 - copy of 0571n

TI
APERTURE
CARD

Also Available On
Aperture Card

8805240295 -4

MASTE
SEISMIC AND DYNAMIC QUALIFICATION SUMM

PLANT NAME: VOGTLE ELECTRIC GENERATING PLANT DOCKET NO.: 50-424 & 50-425 UTILITY: GEORGIA

THE SUPPLIER IS: X A/E ___ NSSS FOR EQU

TAG NO.	EQUIPMENT: TYPE AND DESCRIPTION	MANUFACTURER AND MODEL NO.	QUALIFICATION REPORT NO.	QUANTITY	LOCATION: BUILDING AND ELEVATION	MOUNTING	LOADS: SEISMIC	LOADS: OTHER DYNA
21513P5HMA	CONTAINMENT HYDROGEN MONITORING PANEL TRAIN A	COMSIP, INC. K-III	WYLE REPORT # 58707 EA T 1035-1	1	AUXILIARY 170'-6"	CF	X	N/
21513P5HMB	CONTAINMENT HYDROGEN MONITORING PANEL TRAIN B	COMSIP, INC. K-III	WYLE REPORT # 58707 EA T 1035-1	1	FUEL HANDLING 200'	CF	X	NA
21513Q5HMA -B	CONTAINMENT HYDROGEN MONITOR REMOTE PANEL	COMSIP, INC. K-III	WYLE REPORT # 58707 EA T 1035-1	2	CONTROL 220'	CM	X	NA
2PCV30704 -06 -08 -05 -07 -09	PRESSURE REGULATOR	CIRCLE SEAL CONTROLS	ACTON REPORT 16262	6	AUXILIARY 170'-6" FUEL HANDLING 200'	RM	X	N/

5048s/5 - copy of 0571n

R LISTING
ARY AND STATUS OF SAFETY RELATED EQUIPMENT

POWER COMPANY A/E: BECHTEL NSSS: WESTINGHOUSE

PMENT LISTED BELOW ____ OTHER SAFETY SYSTEM: CTB HYDROGEN RECOMBINER AND MONITORING SYSTEM

CONSIDERED		QUALIFICATION METHOD			LOWEST NATURAL FREQUENCY			STATUS		RRS	
ER AMIC	REQUIRED INPUT (ZPA) H/V	ANALYSIS	TEST FREQUENCY	TEST DIRECTION	F/B (Hz)	S/S (Hz)	V (Hz)	QUALIFICATION	INSTALLATION	FIGURE REF.	CODES AND STANDARDS
A	.42/.42	N/A	MF	MD	F3	F3	F3	a	a	X2CR4-09 -10 -11 -12	IEEE-323-74 -344-75
A	.42/.42	N/A	MF	MD	F3	F3	F3	a	a	X2CR4-09 -10 -11 -12	IEEE-323-74 -344-75
A	.38/.42	N/A	MF	MD	ND	ND	ND	a	b	X2CR3-09 -10 -11 -12	IEEE-323-74 -344-75
A	0.28/0.42	N/A	MF	MD	F1	F1	F1	a	d	X2CR4-09 -10 -11 -12 X2CR2-09 -10 -11 -12	IEEE-323-74 -344-75

5048s/6 - copy of 0571n

TI
APERTURE
CARD

Also Available On
Aperture Card

8805240295 -89

MASTE
SEISMIC AND DYNAMIC QUALIFICATION SUMM

PLANT NAME: VOGTLE ELECTRIC GENERATING PLANT DOCKET NO.: 50-424 & 50-425 UTILITY: GEORGIA

THE SUPPLIER IS: X A/E ____ NSSS FOR EQU

	EQUIPMENT				LOCATION		LOADS	
TAG NO.	TYPE AND DESCRIPTION	MANUFACTURER AND MODEL NO.	QUALIFICATION REPORT NO.	QUANTITY	BUILDING AND ELEVATION	MOUNTING	SEISMIC	OTHER DYN
2HV2791A -B -2793A -B	SOLENOID VALVE 3/4 INCH., GLOBE, N. C. DIRECT OPERATOR	VALCOR V526-5295-20	MR526-5295-20-1	4	FUEL HANDLING 200'	CF	X	
2HV2790A -B -2792A -B	SOLENOID VALVE 3/4 INCH., GLOBE, N. C. DIRECT OPERATOR	VALCOR V526-5295-99	MR526-5295-20-1	4	CONTAINMENT 220'	CF	X	
2HV8221	SOLENOID VALVE 3/8", GLOBE, N.C. DIRECT OPERATOR	VALCOR V526-5295-132	MR526-5295 -132-1	1	FUELHANDLING 207'-0"	CF	X	

5049s/5 - copy of 0571n

LISTING
RY AND STATUS OF SAFETY RELATED EQUIPMENT

OWER COMPANY A/E: BECHTEL NSSS: WESTINGHOUSE

PMENT LISTED BELOW ___ OTHER SAFETY SYSTEM: CTB HYDROGEN RECOMBINER AND MONITORING SYSTEM

CONSIDERED R MIC	REQUIRED INPUT (ZPA) H/V	QUALIFICATION METHOD: ANALYSIS	TEST FREQUENCY	TEST DIRECTION	LOWEST NATURAL FREQUENCY F/B (Hz)	S/S (Hz)	V (Hz)	STATUS: QUALIFICATION	INSTALLATION	RRS FIGURE REF.	CODES AND STANDARDS
	.47/.43	S	-	-	F1	F1	F1	a	d	X2CR4-13 THRU X2CR4-16	ASME III IEEE-323-74 -344-75
	.32/.48	S	-	-	F1	F1	F1	a	d	X2CR1-09 -10 -11 -12	ASME III IEEE-323-74 -344-75
	.47/.43	S	-	-	F1	F1	F1	a	d	X2CR4-13 -14 -15 -16	ASME III IEEE-323-74 344-75

5049s/6 - copy of 0571n

TI
APERTURE
CARD

Also Available On
Aperture Card

8805240295 -90

MAST

SEISMIC AND DYNAMIC QUALIFICATION SUM

PLANT NAME: VOGTLE ELECTRIC GENERATING PLANT

DOCKET NO.: 50-424 & 50-425

UTILITY: GEORGIA

THE SUPPLIER IS: X A/E ____ NSSS

FOR EQ

	EQUIPMENT				LOCATION		LOAD	
TAG NO.	TYPE AND DESCRIPTION	MANUFACTURER AND MODEL NO.	QUALIFICATION REPORT NO.	QUANTITY	BUILDING AND ELEVATION	MOUNTING	SEISMIC	DY
2HV2629B	14" BUTTERFLY VALVE WITH PNEUMATIC ACTUATOR	FISHER (VALVE BODY) 9280 BWEXRF	FQP-11AB-7	1	N/A	LM	X	
2HV2629B	BETTIS ACTUATOR	BETTIS (OPERATOR) NT3168-SR2-M3	ANAL. REPORT R-1063-45 & TEST REPORT 37274	1	VARIOUS	EM	X	
2HV2629B	SOLENOID	ASCO NPK8316A74E	AQS-21678/TR REV. A AQR-67368	1	VARIOUS	EM	X	
2ZSC2529B 2ZS02629B	LIMIT SWITCH	NAMCO EA180-31302 EA180-32302 1 SET	QTR-105 REV. 1	2	VARIOUS	EM	X	
2HV2628B	14" BUTTERFLY VALVE WITH PNEUMATIC ACTUATOR	FISHER (VALVE BODY) 9280 RFXBWE	FQP-11AB-7	1	N/A	LM	X	

ER LISTING
MARY AND STATUS OF SAFETY RELATED EQUIPMENT

POWER COMPANY A/E: BECHTEL NSSS: WESTINGHOUSE X5AC03
PAGE: 91 OF 283

UIPMENT LISTED BELOW ____ OTHER SAFETY SYSTEM: CTB MINI PURGE EXHAUST & NORMAL PREACCESS PURGE EXHAUST SYSTEM

S CONSIDERED		QUALIFICATION METHOD			LOWEST NATURAL FREQUENCY			STATUS		RRS	
THER NAMIC	REQUIRED INPUT (ZPA) H/V	ANALYSIS	TEST FREQUENCY	TEST DIRECTION	F/B (Hz)	S/S (Hz)	V (Hz)	QUALIFICATION	INSTALLATION	FIGURE REF.	CODES AND STANDARDS
-	2.1/2.1	S	N/A	N/A	F1	F1	F1	a	b	RIM	ASME III IEEE-323-74 -344-75
-	2.1/2.1	S	MF	MD	F1	F1	F1	a	b	RIM	IEEE-323-74 IEEE-344-75
-	2.1/2.1 X (MAG. FACTOR)	-	SF	SD	F1	F1	F1	a	b	RIM	IEEE-323-74 IEEE-344-75
-	2.1/2.1 X (MAG. FACTOR)	-	SF	SD	F1	F1	F1	a	b	RIM	IEEE-323-74 IEEE-344-75
-	2.1/2.1	S	N/A	N/A	F1	F1	F1	a	b	RIM	ASME III IEEE-323-74 -344-75

5051s/6 - copy of 0571n

TI
APERTURE
CARD

Also Available On
Aperture Card

8805240295 -91

MAS

SEISMIC AND DYNAMIC QUALIFICATION SU

PLANT NAME: VOGTLE ELECTRIC GENERATING PLANT DOCKET NO.: 50-424 & 50-425 UTILITY: GEORGI

THE SUPPLIER IS: X A/E ___ NSSS FOR E

TAG NO.	EQUIPMENT				LOCATION		LOA	
	TYPE AND DESCRIPTION	MANUFACTURER AND MODEL NO.	QUALIFICATION REPORT NO.	QUANTITY	BUILDING AND ELEVATION	MOUNTING	SEISMIC	D
2HV2628B	BETTIS ACTUATOR	BETTIS (OPERATOR) NT3168-SR2-M3	ANAL. REPORT R-1063-45 & TEST REPORT 37274	1	VARIOUS	EM	X	
2HY2628B	SOLENOID	ASCO NPK8316A74E	AQS-21678/TR REV. A AQR-67368	1	VARIOUS	EM	X	
2ZSC2628B 2ZSO2628B	LIMIT SWITCH	NAMCO EA180-31302 EA180-32302 1 SET	QTR-105 REV. 1	2	VARIOUS	EM	X	
2HV2629A	24" BUTTERFLY VALVE WITH MOTOR OPERATED ACTUATOR	FISHER (VALVE BODY) 9280 BWEXRF	FQP-11AB-10	1	N/A	LM	X	
2HV2629A	LIMITORQUE ACTUATOR	LIMITORQUE (OPERATOR) SMB-00/10-H2BC (W/RH-TYPE MOTOR)	B0058 ADD'M TO B0058	1	CONTAINMENT	EM	X	

5051s/7 - copy of 0571n

ER LISTING
MMARY AND STATUS OF SAFETY RELATED EQUIPMENT

POWER COMPANY A/E: BECHTEL NSSS: WESTINGHOUSE

QUIPMENT LISTED BELOW ___ OTHER

SAFETY SYSTEM: CTB MINI PURGE EXHAUST & NORMAL PREACCESS PURGE EXHAUST SYSTEM

S CONSIDERED		QUALIFICATION METHOD			LOWEST NATURAL FREQUENCY			STATUS		RRS	
THER NAMIC	REQUIRED INPUT (ZPA) H/V	ANALYSIS	TEST FREQUENCY	TEST DIRECTION	F/B (Hz)	S/S (Hz)	V (Hz)	QUALIFICATION	INSTALLATION	FIGURE REF.	CODES AND STANDARDS
-	2.1/2.1	S	MF	MD	F1	F1	F1	a	b	RIM	IEEE-323-74 IEEE-344-75
	2.1/2.1 X (MAG. FACTOR)	-	SF	SD	F1	F1	F1	a	b	RIM	IEEE-323-74 IEEE-344-75
-	2.1/2.1 X (MAG. FACTOR)	-		SD	F1	F1	F1	a	b	RIM	IEEE-323-74 IEEE-344-75
-	2.1/2.1	S	N/A	N/A	F1	F1	F1	a	b	RIM	ASME III IEEE-323-74 -344-75
-	2.1/2.1	-	SF	SD	F1	F1	F1	a	b	RIM	IEEE-323-74 IEEE-344-75

5051s/8 - copy of 0571n

TI APERTURE CARD

Also Available On Aperture Card

8805240295-92

MASI

SEISMIC AND DYNAMIC QUALIFICATION SUM

PLANT NAME: VOGTLE ELECTRIC GENERATING PLANT DOCKET NO.: 50-424 & 50-425 UTILITY: GEORGIA

THE SUPPLIER IS: X A/E ____ NSSS FOR EQ

	EQUIPMENT				LOCATION		LOAD	
TAG NO.	TYPE AND DESCRIPTION	MANUFACTURER AND MODEL NO.	QUALIFICATION REPORT NO.	QUANTITY	BUILDING AND ELEVATION	MOUNTING	SEISMIC	DY
2HV2628A	24" BUTTERFLY VALVE WITH MOTOR OPERATED ACTUATOR	FISHER (VALVE BODY) 9280 RFXBWE	FQP-11AB-10	1	N/A	LM	X	
2HV2628A	LIMITORQUE ACTUATOR	LIMITORQUE SMB-00/10-H2BC (W/LR-TYPE MOTOR)	WCAP-8687	1	CONTAINMENT	EM	X	

5051s/9 - copy of 0571n

ER LISTING
MARY AND STATUS OF SAFETY RELATED EQUIPMENT

POWER COMPANY A/E: BECHTEL NSSS: WESTINGHOUSE

UIPMENT LISTED BELOW ____ OTHER

SAFETY SYSTEM: CTB MINI PURGE EXHAUST & NORMAL PREACCESS PURGE EXHAUST SYSTEM

S CONSIDERED		QUALIFICATION METHOD			LOWEST NATURAL FREQUENCY			STATUS		RRS	
THER NAMIC	REQUIRED INPUT (ZPA) H/V	ANALYSIS	TEST FREQUENCY	TEST DIRECTION	F/B (Hz)	S/S (Hz)	V (Hz)	QUALIFICATION	INSTALLATION	FIGURE REF.	CODES AND STANDARDS
-	2.1/2.1	S	N/A	N/A	F1	F1	F1	a	b	RIM	
-	2.1/2.1	-	SF	SD	F1	F1	F1	a	b	RIM	IEEE-323-74 IEEE-344-75

5051s/10 - copy of 0571n

TI
APERTURE
CARD

Also Available On
Aperture Card

8805240295-93

MASTE
SEISMIC AND DYNAMIC QUALIFICATION SUMMA

PLANT NAME: VOGTLE ELECTRIC GENERATING PLANT DOCKET NO.: 50-424 & 50-425 UTILITY: GEORGIA

THE SUPPLIER IS: X A/E ___ NSSS FOR EQU

TAG NO.	EQUIPMENT: TYPE AND DESCRIPTION	EQUIPMENT: MANUFACTURER AND MODEL NO.	EQUIPMENT: QUALIFICATION REPORT NO.	EQUIPMENT: QUANTITY	LOCATION: BUILDING AND ELEVATION	LOCATION: MOUNTING	LOADS: SEIS	LOADS: OTH DYNA
2HV2626B	14" BUTTERFLY VALVE WITH PNEUMATIC ACTUATOR	FISHER (VALVE BODY) 9280 BWEXRF BETTIS (OPERATOR) NT316B-SR2-M3	FQP-11AB-7	1	VARIOUS	LM	X	
2HV2626B	BETTIS ACTUATOR	BETTIS (OPERATOR) NT316B-SR2-M3	ANCHOR PORT [illegible]63-45 & TEST REPORT 37274	1	VARIOUS	EM	X	
2HY2626B	SOLENOID	ASCO NPR8316A74E	AQS-[illegible]/TR REV. 1 AQR-6736R	1	VARIOUS	EM	X	
SC2626B SO2626B	LIMIT SWITCH	NAMCO EA180-31302 EA180-32302 1 SET	QTR-105 REV. 1	2	VARIOUS	EM	X	
2HV2627B	14" BUTTERFLY VALVE WITH PNEUMATIC OPERATOR	FISHER (VALVE BODY) 9280 RFXBWE	FQP-11AB-7	1	VARIOUS	LM	X	

5053s/5 + copy of 0571n

LISTING
TY AND STATUS OF SAFETY RELATED EQUIPMENT

OWER COMPANY A/E: BECHTEL NSSS: WESTINGHOUSE X5AC03

PMENT LISTED BELOW ____ OTHER SAFETY SYSTEM: CTB MINI PURGE SUPPLY & NORMAL PREACCESS PURGE SUPPLY SYSTEM PAGE: 94 OF 283

CONSIDERED ER MIC	REQUIRED INPUT (ZPA) H/V	QUALIFICATION METHOD: ANALYSIS	TEST FREQUENCY	TEST DIRECTION	LOWEST NATURAL FREQUENCY F/B (Hz)	S/S (Hz)	V (Hz)	STATUS: QUALIFICATION	INSTALLATION	RRS FIGURE REF.	CODES AND STANDARDS
	2.1/2.1	S	N/A	N/A	F1	01	F1	a	b	RIM	ASME III IEEE-323-74 344-75
	2.1/2.1	S	MF	MD	F1	F1	F1	a	b	RIM	IEEE-323-74 -344-75
	2.1/2.1	S	SF	SD	F1	F1	F1	a	b	RIM	IEEE-323-74 -344-75
	2.1/2.1	S	SF	SD	F1	F1	F1	a	b	RIM	IEEE-323-74 -344-75
	2.1/2.1	S	N/A	N/A	F1	F1	F1	a	b	RIM	ASME III IEEE-323-74 344-75

50533/6 - copy of 05111

TI APERTURE CARD

Also Available On Aperture Card

8805240295-94

MAST

SEISMIC AND DYNAMIC QUALIFICATION SU

PLANT NAME: VOGTLE ELECTRIC GENERATING PLANT DOCKET NO.: 50-424 & 50-425 UTILITY: GEORGIA

THE SUPPLIER IS: _X_ A/E ___ NSSS FOR EQ

	EQUIPMENT				LOCATION		LOAD	
TAG NO.	TYPE AND DESCRIPTION	MANUFACTURER AND MODEL NO.	QUALIFICATION REPORT NO.	QUANTITY	BUILDING AND ELEVATION	MOUNTING	SEISMIC	DY
2HV2627B	BETTIS ACTUATOR	BETTIS (OPERATOR) NT316B-SR2-M3	ANAL. REPORT R-1063-45 & TEST REPORT 37274	1	VARIOUS	EM	X	
2HV2627B	SOLENOID	ASCO NPR8316A74E	AQS-21678/TR REV. A AQR-67368	1	VARIOUS	EM	X	
2ZSC2627B 2ZSO2627B	LIMIT SWITCH	NAMCO EA180-31302 EA180-32302 1 SET	QTR-105 REV. 1	2	VARIOUS	EM	X	
2HV2626A	24" BUTTERFLY VALVE WITH MOTOR OPERATED ACTUATOR	FISHER (VALVE BODY) 9280 BWEXRF	FQP-11AB-10	1	VARIOUS	LM	X	
2HV2626A	MOTOR OPERATOR	LIMITORQUE (OPERATOR) SMB-00/10 ON H2BC (W/LR-TYPE MOTOR)	WCAP-8687	1	CONTAINMENT	EM	X	

5053s/7 - copy of 0571n

ER LISTING
MARY AND STATUS OF SAFETY RELATED EQUIPMENT

A POWER COMPANY A/E: BECHTEL NSSS: WESTINGHOUSE

UIPMENT LISTED BELOW ___. OTHER SAFETY SYSTEM: CTB MINI PURGE SUPPLY & NORMAL PREACCESS PURGE SUPPLY SYSTEM

S CONSIDERED		QUALIFICATION METHOD			LOWEST NATURAL FREQUENCY			STATUS		RRS	
THER NAMIC	REQUIRED INPUT (ZPA) H/V	ANALYSIS	TEST FREQUENCY	TEST DIRECTION	F/B (Hz)	S/S (Hz)	V (Hz)	QUALIFICATION	INSTALLATION	FIGURE REF.	CODES AND STANDARDS
-	2.1/2.1	S	MF	MD	F1	F1	F1	a	b	RIM	IEEE-323-74 -344-75
-	2.1/2.1 X (MAG. FACTOR)	-	SF	SD	F1	F1	F1	a	b	RIM	IEEE-323-74 -344-75
-	2.1/2.1 (MAG. ACTOR)	-	SF	SD	F1	F1	F1	a	b	RIM	ASME III IEEE-323-74 344-75
-	2.1/2.1	S	MF	MD	F1	F1	F1	a	b	RIM	IEEE-323-74 -344-75
-	2.1/2.1	-	SF	SD	F1	F1	F1	a	b	RIM	IEEE-323-74 -344-75

5053s/8 - copy of 0571n

TI
APERTURE
CARD

Also Available On
Aperture Card

8805240295-95

MAS

SEISMIC AND DYNAMIC QUALIFICATION SUM

DOCKET NO.: 50-424 & 50-425 UTILITY: GEORGIA

PLANT NAME: VOGTLE ELECTRIC GENERATING PLANT

FOR EQ

THE SUPPLIER IS: _X_ A/E ____ NSSS

	EQUIPMENT				LOCATION		LOAD	
TAG NO.	TYPE AND DESCRIPTION	MANUFACTURER AND MODEL NO.	QUALIFICATION REPORT NO.	QUANTITY	BUILDING AND ELEVATION	MOUNTING	SEISMIC	O DY
2HV2627A	24" BUTTERFLY VALVE WITH MOTOR OPERATED ACTUATOR	FISHER (VALVE BODY) 9280 RFXBWE	FQP-11AB-10	1	VARIOUS	LM	X	
2HV2627A	LIMITORQUE ACTUATOR	LIMITORQUE (OPERATOR) SMB-00/10 ON H_2BC (W/RH-TYPE MOTOR)	B0058 & ADD'M TO B0058	1	CONTAINMENT	EM	X	

5053s/9 - copy of 0571n

TER LISTING
MARY AND STATUS OF SAFETY RELATED EQUIPMENT

POWER COMPANY A/E: BECHTEL NSSS: WESTINGHOUSE

UIPMENT LISTED BELOW

____ OTHER

SAFETY SYSTEM: CTB MINI PURGE SUPPLY & NORMAL PREACCESS PURGE SUPPLY SYSTEM

S CONSIDERED		QUALIFICATION METHOD			LOWEST NATURAL FREQUENCY			STATUS		RRS	
THER NAMIC	REQUIRED INPUT (ZPA) H/V	ANALYSIS	TEST FREQUENCY	TEST DIRECTION	F/B (Hz)	S/S (Hz)	V (Hz)	QUALIFICATION	INSTALLATION	FIGURE REF.	CODES AND STANDARDS
-	2.1/2.1	S	MF	MD	F1	F1	F1	a	b	RIM	IEEE-323-74 -344-75
-	2.1/2.1	-	SF	SD	F1	F1	F1	a	b	RIM	IEEE-323-74 -344-75

5053s/10 - copy of 0571n

TI
APERTURE
CARD

Also Available On
Aperture Card

8805240295-96

MASTE

SEISMIC AND DYNAMIC QUALIFICATION SUMM

PLANT NAME: VOGTLE ELECTRIC GENERATING PLANT DOCKET NO.: 50-424 & 50-425 UTILITY: GEORGIA

THE SUPPLIER IS: X A/E ____ NSSS FOR EQ

TAG NO.	EQUIPMENT				LOCATION		LOADS	
	TYPE AND DESCRIPTION	MANUFACTURER AND MODEL NO.	QUALIFICATION REPORT NO.	QUANTITY	BUILDING AND ELEVATION	MOUNTING	SEISMIC	OTHER DYN
21516D7005 -6	BACKDRAFT DAMPERS 6" X 6" 6" X 6"	TECHNO	8838, 1083A,	2	CONTAINMENT 200'	HM	X	PLA VIB TIC AGE

5054s/5 - copy of 0571n

S CONSIDERED		QUALIFICATION METHOD			LOWEST NATURAL FREQUENCY			STATUS		RRS	
HER DAMIC	REQUIRED INPUT (ZPA) H/V	ANALYSIS	TEST FREQUENCY	TEST DIRECTION	F/B (Hz)	S/S (Hz)	V (Hz)	QUALIFICATION	INSTALLATION	FIGURE REF.	CODES AND STANDARDS
ANT GRA- ON ING	.80/.90	S	-	-	F1	F1	F1	a	b	X2CR6-01 -02 -03 -04	ANSI 509 ERDA-76-21 IEEE-344-75

TI
APERTURE
CARD

Also Available On
Aperture Card

8805240295 97

MASTER
SEISMIC AND DYNAMIC QUALIFICATION SUMMAR

PLANT NAME: VOGTLE ELECTRIC GENERATING PLANT DOCKET NO.: 50-424 & 50-425 UTILITY: GEORGIA PO

THE SUPPLIER IS: X A/E ____ NSSS FOR EQUI

	EQUIPMENT				LOCATION		LOADS C	
TAG NO.	TYPE AND DESCRIPTION	MANUFACTURER AND MODEL NO.	QUALIFICATION REPORT NO.	QUANTITY	BUILDING AND ELEVATION	MOUNTING	SEISMIC	OTHE DYNAM
2151687001000 -7002000	CONTAINMENT ESF CENTRIFUGAL PRESSURE BLOWER	JOY MANUFACTURING COMPANY #140-5	X-1070	2	CONTAINMENT 195'	CF	X	N/A

5054s/7 - copy of 0571n

LISTING
Y AND STATUS OF SAFETY RELATED EQUIPMENT

WER COMPANY A/E: BECHTEL NSSS: WESTINGHOUSE X4AJ34

PAGE: 98 OF 283

MENT LISTED BELOW ____ OTHER SAFETY SYSTEM: CTB POST LOCA CAVITY PURGE SYSTEM

CONSIDERED		QUALIFICATION METHOD			LOWEST NATURAL FREQUENCY			STATUS		RRS	
R IC	REQUIRED INPUT (ZPA) H/V	ANALYSIS	TEST FREQUENCY	TEST DIRECTION	F/B (Hz)	S/S (Hz)	V (Hz)	QUALIFICATION	INSTALLATION	FIGURE REF.	CODES AND STANDARDS
	.26/.45	N/A	MF	MD	F1	F3	F1	a	b d	X2CR1-05 -06 -07 -08	AMCA 99 IEEE-344-75 -323-74 -334-74

5054s/8 - copy of 0571n

TI
APERTURE
CARD

Also Available On
Aperture Card

8805240295-98

MAS

SEISMIC AND DYNAMIC QUALIFICATION SU

PLANT NAME: VOGTLE ELECTRIC GENERATING PLANT DOCKET NO.: 50-424 & 50-425 UTILITY: GEORGI

THE SUPPLIER IS: X A/E ___ NSSS FOR E

	EQUIPMENT				LOCATION		LOA
TAG NO.	TYPE AND DESCRIPTION	MANUFACTURER AND MODEL NO.	QUALIFICATION REPORT NO.	QUANTITY	BUILDING AND ELEVATION	MOUNTING	SEISMIC
2FE12638 2FE12639	FLOW TRANSMITTER/ SWITCHES (REMOTE ELECTRONICS) SENSOR HEAD	FLUID COMPONENTS INC. LT-81	FCI REPORT NO. 708349	2	CONTROL 169' 0"	LM	X

5054s/9 - copy of 0571n

TER LISTING
MMARY AND STATUS OF SAFETY RELATED EQUIPMENT

A POWER COMPANY A/E: BECHTEL NSSS: WESTINGHOUSE

QUIPMENT LISTED BELOW ____ OTHER SAFETY SYSTEM: CTB POST LOCA CAVITY PURGE SYSTEM

DS CONSIDERED		QUALIFICATION METHOD			LOWEST NATURAL FREQUENCY			STATUS		RRS	
OTHER DYNAMIC	REQUIRED INPUT (ZPA) H/V	ANALYSIS	TEST FREQUENCY	TEST DIRECTION	F/B (HZ)	S/S (HZ)	V (HZ)	QUALIFICATION	INSTALLATION	FIGURE REF.	CODES AND STANDARDS
N/A	4.5/4.5	-	SF	MD	F1	F1	F1	a	b	RIM	IEEE-323-74 IEEE-344-75

5054s/10 - copy of 0571n

TI APERTURE CARD

Also Available On Aperture Card

8805240295-99

MASTE

SEISMIC AND DYNAMIC QUALIFICATION SUMM

PLANT NAME: VOGTLE ELECTRIC GENERATING PLANT DOCKET NO.: 50-424 & 50-425 UTILITY: GEORGIA

THE SUPPLIER IS: X A/E ___ NSSS FOR EQU

	EQUIPMENT				LOCATION		LOADS	
TAG NO.	TYPE AND DESCRIPTION	MANUFACTURER AND MODEL NO.	QUALIFICATION REPORT NO.	QUANTITY	BUILDING AND ELEVATION	MOUNTING	SEISMIC	OTHER DYN
2HV2624A -B	4'-150# BUTTR. VALVE WITH MOTOR OPERATED ACTUATOR	FISHER 9280 LIMITORQUE SMB-000/2	FQP-11AB-1	2	CONTAINMENT	LM	X	
2HV2624A -B	LIMITORQUE ACTUATOR	LIMITORQUE SMB-000/2-HIBC (W/LR-TYPE MOTOR)	WCAP-8687	2	CONTAINMENT	EM	X	

5055s/5 - copy of 0571n

LISTING
Y AND STATUS OF SAFETY RELATED EQUIPMENT

OWER COMPANY A/E: BECHTEL NSSS: WESTINGHOUSE X5AC03

PMENT LISTED BELOW ____ OTHER SAFETY SYSTEM: CTB POST LOCA PURGE EXHAUST SYSTEM

ONSIDERED R MIC	REQUIRED INPUT (ZPA) H/V	QUALIFICATION METHOD: ANALYSIS	TEST FREQUENCY	TEST DIRECTION	LOWEST NATURAL FREQUENCY: F/B (Hz)	S/S (Hz)	V (Hz)	STATUS: QUALIFICATION	INSTALLATION	RRS: FIGURE REF.	CODES AND STANDARDS
	2.1/2.1	S	N/A	N/A	F1	F1	F1	a	d	RIM	ASME III IEEE-323-74 -344-75
	2.1/2.1	-	SF	SD	F1	F1	F1	a	d	RIM	IEEE-323-74 -344-75

5055s/6 - copy of 0571n

TI APERTURE CARD

Also Available On Aperture Card

8805240295-100

MASTE

SEISMIC AND DYNAMIC QUALIFICATION SUMM

PLANT NAME: VOGTLE ELECTRIC GENERATING PLANT DOCKET NO.: 50-424 & 50-425 UTILITY: GEORGIA

THE SUPPLIER IS: X A/E ___ NSSS FOR EQU

TAG NO.	EQUIPMENT				LOCATION		LOADS	
	TYPE AND DESCRIPTION	MANUFACTURER AND MODEL NO.	QUALIFICATION REPORT NO.	QUANTITY	BUILDING AND ELEVATION	MOUNTING	SEISMIC	OTHER DYN
21208V4001	POSITIVE DISPLACEMENT CHARGING PUMP DISCHARGE DAMPENER	GENERAL ATOMIC COMPANY PDSN 3-20Q	BECHTEL LOG NO. 22-5	1	AUXILIARY 143' 6"	SLIDING ATTACHMENT 1-FLOOR	X	
21208V4002	POSITIVE DISPLACEMENT PUMP SUCTION DAMPENER	GENERAL ATOMIC COMPANY SSCN 4-12	BECHTEL LOG NO. 23-5	1	AUXILIARY 143' 6"	SLIDING ATTACHMENT 1-FLOOR	X	

5056s/5 - copy of 0571n

R LISTING
ARY AND STATUS OF SAFETY RELATED EQUIPMENT

POWER COMPANY A/E: BECHTEL NSSS: WESTINGHOUSE X4AF26

IPMENT LISTED BELOW ____ OTHER SAFETY SYSTEM: CHEMICAL VOLUME AND CONTROL SYSTEM

CONSIDERED		QUALIFICATION METHOD			LOWEST NATURAL FREQUENCY			STATUS		RRS	
HER AMIC	REQUIRED INPUT (ZPA) H/V	ANALYSIS	TEST FREQUENCY	TEST DIRECTION	F/B (HZ)	S/S (HZ)	V (HZ)	QUALIFICATION	INSTALLATION	FIGURE REF.	CODES AND STANDARDS
-	1/1	S	N/A	N/A	F1	F1	F1	a	a	X2CR2-05 -6 -7 -8	ASME III
-	1/1	S	N/A	N/A	F1	F1	F1	a	a	X2CR2-05 -6 -7 -8	ASME III

5056s/6 - copy of 0571n

TI
APERTURE
CARD

Also Available On
Aperture Card

8805240295 -101

MAS

SEISMIC AND DYNAMIC QUALIFICATION SU

PLANT NAME: VOGTLE ELECTRIC GENERATING PLANT DOCKET NO.: 50-424 & 50-425 UTILITY: GEORGIA

THE SUPPLIER IS: X A/E ____ NSSS FOR E

	EQUIPMENT				LOCATION		LOAD	
TAG NO.	TYPE AND DESCRIPTION	MANUFACTURER AND MODEL NO.	QUALIFICATION REPORT NO.	QUANTITY	BUILDING AND ELEVATION	MOUNTING	SEISMIC	D
2HV41323A -C 2HV41326A -C	3" HIGH PRESSURE PLUG VALVE WITH AIR OPERATOR	COPES - VULCAN, INC. 3" CLASS 1500 ANSI ACTUATOR: D-100-160	CYGNA REPORTS 4.5.101 10.3.194 10.3.195 11.1.289 AND CYGNA CALC. 82037-1005	4	AUXILIARY	LM	X	P V T M N A
2HV413238 -D -E 2HV413268 -D -E	2" HIGH PRESSURE PLUG VALVE WITH AIR OPERATOR	COPES-VULCAN, INC 2" CLASS 1500 ANSI ACTUATOR: D-100-160	CYGNA REPORTS 4.5.101 10.3.194 10.3.195 11.1.289 AND CYGNA CALC. 82037-1005	6	AUXILIARY	LM	X	P V T M N A

5056s/7 - copy of 0571n

ER LISTING
MARY AND STATUS OF SAFETY RELATED EQUIPMENT

POWER COMPANY A/E: BECHTEL NSSS: WESTINGHOUSE X4AN06

UIPMENT LISTED BELOW ____ OTHER SAFETY SYSTEM: CHEMICAL VOLUME AND CONTROL SYSTEM

S CONSIDERED		QUALIFICATION METHOD			LOWEST NATURAL FREQUENCY			STATUS		RRS	
HER NAMIC	REQUIRED INPUT (ZPA) H/V	ANALYSIS	TEST FREQUENCY	TEST DIRECTION	F/B (HZ)	S/S (HZ)	V (HZ)	QUALIFICATION	INSTALLATION	FIGURE REF.	CODES AND STANDARDS
ANT BRA- ON, CHA- CAL G	2.1/2.1	N/A	SF	MD	F1	F1	F3	a	a	RIM	ASME III IEEE-323-74 -344-75
ANT BRA- ON CHA- CAL NG	2.1/2.1	N/A	SF	MD	F1	F1	F3	a	a	RIM	ASME III IEEE-323-74 -344-75

5056s/8 - copy of 0571n

TI
APERTURE
CARD

Also Available On
Aperture Card

8805240295-102

MAS

SEISMIC AND DYNAMIC QUALIFICATION SU

PLANT NAME: VOGTLE ELECTRIC GENERATING PLANT DOCKET NO.: 50-424 & 50-425 UTILITY: GEORGI

THE SUPPLIER IS: X A/E ___ NSSS FOR E

TAG NO.	EQUIPMENT TYPE AND DESCRIPTION	MANUFACTURER AND MODEL NO.	QUALIFICATION REPORT NO.	QUANTITY	LOCATION BUILDING AND ELEVATION	MOUNTING	LOA SEISMIC	DY
21208F4004 -5	18" FILTER VESSEL	PERMUTIT	PERMUTIT SA-17696-2	2	AUXILIARY 170' 6"	CF	X	
21208X4010 -4011	GLOBE VALVE 1" MANUAL	KEROTEST DWG VA-215088W16-(2)	KEROTEST KSAR-00983 PDY REV. 2	2	AUXILIARY	LM	X	
2PSV41325 -28	RELIEF VALVE 1 1/2" X 2"	CROSBY 1 1/2 E2JO-65-WR-S-SPL	CROSBY EC-1046 REV. 1	2	AUXILIARY	LM	X	
21208F4001	14" FILTER VESSEL	PERMUTIT	PERMUTIT SA-17696-3 REV. 2	1	AUXILIARY 170' 6"	CF	X	

5056s/9 - copy of 0571n

TEM LISTING
MMARY AND STATUS OF SAFETY RELATED EQUIPMENT

A POWER COMPANY A/E: BECHTEL NSSS: WESTINGHOUSE X4AN06

QUIPMENT LISTED BELOW ____ OTHER SAFETY SYSTEM: CHEMICAL VOLUME AND CONTROL SYSTEM

DS CONSIDERED		QUALIFICATION METHOD			LOWEST NATURAL FREQUENCY			STATUS		RRS	
OTHER DYNAMIC	REQUIRED INPUT (ZPA) H/V	ANALYSIS	TEST FREQUENCY	TEST DIRECTION	F/ [illegible]	S/S (HZ)	V (HZ)	QUALIFICATION	INSTALLATION	FIGURE REF.	CODES AND STANDARDS
N/A	.30/.30	D	-	-	F1	F1	F1	a	a	X2CR2-09 -10 -11 -12	ASME III
N/A	4.5/4.5	S	-	-	F1	F1	F1	a	a	RIM	ASME III IEEE-323-74 -344-75
N/A	4.5/4.5	S	-	-	F1	F1	F1	a	a	RIM	ASME III IEEE-323-74 -344-75
N/A	.30/.30	D	-	-	F1	F1	F1	a	a	X2CR2-09 -10 -11 -12	ASME III

5056s/10 • copy of 0571n

TI APERTURE CARD

Also Available On Aperture Card

8805240295-103

MASTE
SEISMIC AND DYNAMIC QUALIFICATION SUM

PLANT NAME: VOGTLE ELECTRIC GENERATING PLANT DOCKET NO.: 50-424 & 50-425 UTILITY: GEORGIA

THE SUPPLIER IS: X A/E ___ NSSS FOR EQ

	EQUIPMENT				LOCATION		LOADS	
TAG NO.	TYPE AND DESCRIPTION	MANUFACTURER AND MODEL NO.	QUALIFICATION REPORT NO.	QUANTITY	BUILDING AND ELEVATION	MOUNTING	SEISMIC	OTHER DYN
2HV41320E	2" PLUG VALVE WITH AIR OPERATOR	ATWOOD & MORRILL FIG. 1366	ATWOOD & MERRILL 312-18269-00 REV. 1	1	AUXILIARY	LM	X	
2HV41320A -B -C -D -F	3" PLUG VALVE WITH AIR OPERATOR	ATWOOD & MORRILL FIG. 1366	ATWOOD & MERRILL 306-18269-00 REV. 1	5	AUXILIARY	LM	X	

5056s/11 - copy of 0571n

ER LISTING
MARY AND STATUS OF SAFETY RELATED EQUIPMENT

POWER COMPANY A/E: BECHTEL NSSS: WESTINGHOUSE X4AN06
PAGE: 104 OF 283

IPMENT LISTED BELOW ____ OTHER SAFETY SYSTEM: CHEMICAL VOLUME AND CONTROL SYSTEM

S CONSIDERED		QUALIFICATION METHOD			LOWEST NATURAL FREQUENCY			STATUS		RRS	
HER DAMIC	REQUIRED INPUT (ZPA) H/V	ANALYSIS	TEST FREQUENCY	TEST DIRECTION	F/B (Hz)	S/S (Hz)	V (Hz)	QUALIFICATION	INSTALLATION	FIGURE REF.	CODES AND STANDARDS
/A	2.1/2.1	S	-	-	F1	F1	F1	a	a	RIM	ASME III IEEE-323-74 -344-75
/A	2.1/2.1	S	-	-	F1	F1	F1	a	a	RIM	ASME III IEEE-323-74 -344-75

5056s/12 - copy of 0571n

TI APERTURE CARD

Also Available On Aperture Card

8805240295-104

MAS

SEISMIC AND DYNAMIC QUALIFICATION SU

DOCKET NO.: 50-424 & 50-425 UTILITY: GEORGI

PLANT NAME: VOGTLE ELECTRIC GENERATING PLANT

FOR E

THE SUPPLIER IS: _X_ A/E ____ NSSS

	EQUIPMENT				LOCATION		LOA
TAG NO.	TYPE AND DESCRIPTION	MANUFACTURER AND MODEL NO.	QUALIFICATION REPORT NO.	QUANTITY	BUILDING AND ELEVATION	MOUNTING	SEISMIC
2PSV41322	RELIEF VALVE 1" X 2"	CROSBY 1E2 JO-35-WR	CROSBY EC-1045 REV. 1	1	AUXILIARY	LM	X
21208F4002	14" FILTER VESSEL	PERMUTIT	PERMUTIT SA-17696-3 REV. 2	1	AUXILIARY 170' 6"	CF	X
2HV41329E	2" PLUG VALVE WITH AIR OPERATOR	ATWOOD & MORRILL FIG. 1366	ATWOOD & MORRILL 312-18269-00 REV. 1	1	AUXILIARY	LM	X

5056s/13 - copy of 0571n

TER LISTING
MMARY AND STATUS OF SAFETY RELATED EQUIPMENT

A POWER COMPANY A/E: BECHTEL NSSS: WESTINGHOUSE

QUIPMENT LISTED BELOW ____ OTHER SAFETY SYSTEM: CHEMICAL VOLUME AND CONTROL SYSTEMS

DS CONSIDERED		QUALIFICATION METHOD			LOWEST NATURAL FREQUENCY			STATUS		RRS	
OTHER DYNAMIC	REQUIRED INPUT (ZPA) H/V	ANALYSIS	TEST FREQUENCY	TEST DIRECTION	F/B (Hz)	S/S (Hz)	V (Hz)	QUALIFICATION	INSTALLATION	FIGURE REF.	CODES AND STANDARDS
N/A	4.5/4.5	S	-	-	F1	F1	F1	a	a	RIM	ASME III IEEE-323-74 -344-75
N/A	.3/.3	D	-	-	F1	F1	F1	a	a	X2CR2-09 -10 -11 -12	ASME III
N/A	4.5/4.5	S	-	-	F1	F1	F1	a	a	RIM	ASME III IEEE-323-74 -344-75

5056s/14 - copy of 0571n

TI
APERTURE
CARD

Also Available On
Aperture Card

8805240295-105

MA

SEISMIC AND DYNAMIC QUALIFICATION S

PLANT NAME: VOGTLE ELECTRIC GENERATING PLANT DOCKET NO.: 50-424 & 50-425 UTILITY: GEORG

THE SUPPLIER IS: X A/E ___ NSSS FOR

	EQUIPMENT				LOCATION		LO
TAG NO.	TYPE AND DESCRIPTION	MANUFACTURER AND MODEL NO.	QUALIFICATION REPORT NO.	QUANTITY	BUILDING AND ELEVATION	MOUNT-ING	SEIS-MIC
2HV41329A -B -C -D -F	3" PLUG VALVE WITH AIR OPERATOR	ATWOOD & MORRILL FIG. 1366	ATWOOD & MORRILL 306-18269-00 REV. 1	5	AUXILIARY	LM	X
2PSV41331	RELIEF VALVE 1" X 2"	CROSBY 1E2 JO-35-WR	CROSBY EC-1045 REV. 1	1	AUXILIARY	LM	X

5056s/15 - copy of 0571n

GTER LISTING
UMMARY AND STATUS OF SAFETY RELATED EQUIPMENT

A POWER COMPANY A/E: BECHTEL NSSS: WESTINGHOUSE X4AN06

EQUIPMENT LISTED BELOW ____ OTHER SAFETY SYSTEM: CHEMICAL VOLUME AND CONTROL SYSTEMS

ADS CONSIDERED		QUALIFICATION METHOD			LOWEST NATURAL FREQUENCY			STATUS		RRS	
OTHER DYNAMIC	REQUIRED INPUT (ZPA) H/V	ANALYSIS	TEST FREQUENCY	TEST DIRECTION	F/B (Hz)	S/S (Hz)	V (Hz)	QUALIFICATION	INSTALLATION	FIGURE REF.	CODES AND STANDARDS
N/A	2.1/2.1	S	-	-	F1	F1	F1	a	a	RIM	ASME III IEEE-323-74 344-75
N/A	4.5/4.5	S	-	-	F1	F1	F1	a	a	RIM	ASME III IEEE-323-74 -344-75

5056s/16 • copy of 0571n

TI APERTURE CARD

Also Available On Aperture Card

8805240295 -106

MASTE

SEISMIC AND DYNAMIC QUALIFICATION SUMM

PLANT NAME: VOGTLE ELECTRIC GENERATING PLANT DOCKET NO.: 50-424 & 50-425 UTILITY: GEORGIA

THE SUPPLIER IS: X A/E ___ NSSS FOR EQU

	EQUIPMENT				LOCATION		LOADS	
TAG NO.	TYPE AND DESCRIPTION	MANUFACTURER AND MODEL NO.	QUALIFICATION REPORT NO.	QUANTITY	BUILDING AND ELEVATION	MOUNTING	SEISMIC	OTHER DYN
2HV15214	3"-600# GLOBE VALVE WITH DIAPHRAGM OPERATOR	FISHER ES (VALVE BODY) 667NS-70	FQP-11AQ-11	1	CONTAINMENT 206'	LM	X	
2HY15214	SOLENOID VALVE	ASCO NP8320A186E	AQR-67368 REV. 0	1	VARIOUS	EM	X	
2ZS15214	LIMIT SWITCH	NAMCO EA180-31302	QTR 105 REV. 1	2	VARIOUS	EM	X	

5056s/17 - copy of 0571n

R LISTING
ARY AND STATUS OF SAFETY RELATED EQUIPMENT

POWER COMPANY A/E: BECHTEL NSSS: WESTINGHOUSE

IPMENT LISTED BELOW ____ OTHER SAFETY SYSTEM: CHEMICAL VOLUME AND CONTROL SYSTEM

CONSIDERED		QUALIFICATION METHOD			LOWEST NATURAL FREQUENCY			STATUS		RRS	
HER AMIC	REQUIRED INPUT (ZPA) H/V	ANALYSIS	TEST FREQUENCY	TEST DIRECTION	F/B (Hz)	S/S (Hz)	V (Hz)	QUALIFICATION	INSTALLATION	FIGURE REF.	CODES AND STANDARDS
-	2.1/2.1	S	N/A	N/A	F1	F1	F1	a	a	RIM	ASME III IEEE-323 -344
-	2.1/2.1	-	SF	SD	F1	F1	F1	a	a	RIM	IEEE-323-74 -344-75
-	2.1/2.1	-	SF	SD	F1	F1	F1	a	a	RIM	IEEE-323-74 -344-75

5056s/18 - copy of 0571n

TI
APERTURE
CARD

Also Available On
Aperture Card

8805240295-107

MASTER

SEISMIC AND DYNAMIC QUALIFICATION SUMMARY FOR EQUIPMENT

PLANT NAME: VOGTLE ELECTRIC GENERATING PLANT DOCKET NO.: 50-424 & 50-425 UTILITY: GEORGIA

THE SUPPLIER IS: X A/E ___ NSSS

TAG NO.	EQUIPMENT TYPE AND DESCRIPTION	MANUFACTURER AND MODEL NO.	QUALIFICATION REPORT NO.	QUANTITY	LOCATION BUILDING AND ELEVATION	MOUNTING	LOAD SEISMIC	LOAD DYN
2PT15214 2PT15215	PRESS. ELECTR. TRANSMITTER	ITT BARTON 763	R3-763-6	2	CONTAINMENT 198'	CI	X	

5056s/19 - copy of 0571n

ER LISTING
MARY AND STATUS OF SAFETY RELATED EQUIPMENT

POWER COMPANY A/E: BECHTEL NSSS: WESTINGHOUSE X5AD07
PAGE: 108 OF 283

UIPMENT LISTED BELOW ___ OTHER SAFETY SYSTEM: CHEMICAL VOLUME AND CONTROL SYSTEM

S CONSIDERED		QUALIFICATION METHOD			LOWEST NATURAL FREQUENCY			STATUS		RRS	
THER NAME	REQUIRED INPUT (ZPA) H/V	ANALYSIS	TEST FREQUENCY	TEST DIRECTION	F/B (Hz)	S/S (Hz)	V (Hz)	QUALIFICATION	INSTALLATION	FIGURE REF.	CODES AND STANDARDS
N/A	8[illegible].90	-	MF	MD	F1	F1	F1	a	d	X2CR6-01 -02 -03 -04	IEEE-323-74 -344-75

5056s/20 - copy of 0571n

TI
APERTURE
CARD

Also Available On
Aperture Card

8805240295 -108

MASTE
SEISMIC AND DYNAMIC QUALIFICATION SUMM

PLANT NAME: VOGTLE ELECTRIC GENERATING PLANT DOCKET NO.: 50-424 & 50-425 UTILITY: GEORGIA

THE SUPPLIER IS: X A/E ___ NSSS FOR EQU

	EQUIPMENT				LOCATION		LOADS	
TAG NO.	TYPE AND DESCRIPTION	MANUFACTURER AND MODEL NO.	QUALIFICATION REPORT NO.	QUANTITY	BUILDING AND ELEVATION	MOUNTING	SEISMIC	OTHER DYN
2TE15214A -B -C	RTD'S	PYCO INC. 122-7026	557-1347A	3	AUXILIARY 180'	CW	X	N
2TE15215A -B -C	RTD'S	PYCO INC. 122-7026	557-1347A	3	AUXILIARY 180'	CW	X	N
2TE10462	RTD'S	PYCO INC. 122-7026	16436-82N	1	CONTAINMENT BLDG 181'-2"	CW	X	N

5056s/21 - copy of 0571n

R LISTING
ARY AND STATUS OF SAFETY RELATED EQUIPMENT

POWER COMPANY A/E: BECHTEL NSSS: WESTINGHOUSE

IPMENT LISTED BELOW ____ OTHER

SAFETY SYSTEM: CHEMICAL VOLUME AND CONTROL SYSTEM

CONSIDERED		QUALIFICATION METHOD			LOWEST NATURAL FREQUENCY			STATUS		RRS	
HER AMIC	REQUIRED INPUT (ZPA) H/V	ANALYSIS	TEST FREQUENCY	TEST DIRECTION	F/B (Hz)	S/S (Hz)	V (Hz)	QUALIFICATION	INSTALLATION	FIGURE REF.	CODES AND STANDARDS
/A	.80/.90	-	MF	MD	F1	F1	F1	a	a	X2CR6-01 -02 -03 -04	IEEE-323-74 -344-75
/A	.80/.90	-	MF	MD	F1	F1	F1	a	a	X2CR6-01 -02 -03 -04	IEEE-323-74 -344-75
/A	.80/.90	-	MF	MD	F1	F1	F1	a	a	X2CR6-01 -02 -03 -04	IEEE-323-74 -344-75

5056s/22 - copy of 0571n

TI
APERTURE
CARD

Also Available On
Aperture Card

8805240295 -109

MAS

SEISMIC AND DYNAMIC QUALIFICATION SU

PLANT NAME: VOGTLE ELECTRIC GENERATING PLANT DOCKET NO.: 50-424 & 50-425 UTILITY: GEORGI

THE SUPPLIER IS: X A/E ___ NSSS FOR E

	EQUIPMENT				LOCATION		LOA
TAG NO.	TYPE AND DESCRIPTION	MANUFACTURER AND MODEL NO.	QUALIFICATION REPORT NO.	QUANTITY	BUILDING AND ELEVATION	MOUNTING	SEISMIC
2120BU4414 -15 -16 -17	NEEDLE VALVES	DRAGON VALVES 15210N-15SW 15210N-23SW 15210N-31SW	84-094	8	FUEL HANDLING 200' (WORST COND)	LM	X

5056s/23 - copy of 0571n

TER LISTING
MMARY AND STATUS OF SAFETY RELATED EQUIPMENT

A POWER COMPANY A/E: BECHTEL NSSS: WESTINGHOUSE

QUIPMENT LISTED BELOW ____ OTHER SAFETY SYSTEM: CHEMICAL VOLUME AND CONTROL SYSTEM

DS CONSIDERED		QUALIFICATION METHOD			LOWEST NATURAL FREQUENCY			STATUS		RRS	
OTHER YNAMIC	REQUIRED INPUT (ZPA) H/V	ANALYSIS	TEST FREQUENCY	TEST DIRECTION	F/B (Hz)	S/S (Hz)	V (Hz)	QUALIFICATION	INSTALLATION	FIGURE REF.	CODES AND STANDARDS
N/A	4.5/4.5	S	N/A	N/A	F1	F1	F1	a	a	RIM	ASME III ANSI N45.2 1971 ANSI N45.2.2 1972

5056s/24 - copy of 0571n

TI
APERTURE
CARD

Also Available On
Aperture Card

8805240295 -110

MA

SEISMIC AND DYNAMIC QUALIFICATION S

PLANT NAME: VOGTLE ELECTRIC GENERATING PLANT

DOCKET NO.: 50-424 & 50-425

UTILITY: GEORG

THE SUPPLIER IS: X A/E ____ NSSS

FOR E

TAG NO.	EQUIPMENT				LOCATION		LOA	
	TYPE AND DESCRIPTION	MANUFACTURER AND MODEL NO.	QUALIFICATION REPORT NO.	QUANTITY	BUILDING AND ELEVATION	MOUNT-ING	SEIS-MIC	
2PSV1926 -27	NUCLEAR SAFETY VALVES AND RELIEF VALVES	CROSBY VALVE AND GAGE CO. 3/4 X 1 JMB	WYLE REACT #46363-1 (CROSBY # 4042) DESIGN RPT EC-945	2	AUXILIARY 173' 6 TO 183' 6" LINE MTD BUT DIRECTLY ON HT. SWCH.	EM	X	
2PSV1894 -95	NUCLEAR SAFETY VALVES AND RELIEF VALVES	CROSBY VALVE AND GAGE CO. 3/4 X 1 JMB	WYLE REACT #46363-1 (CROSBY # 4042) DESIGN RPT EC-945	2	AUXILIARY 203' TO 220' LINE MTD	LM	X	

5057s/5 - copy of 0571n

QUIPMENT LISTED BELOW ____ OTHER SAFETY SYSTEM: COMPONENT COOLING WATER SYSTEM

DS CONSIDERED		QUALIFICATION METHOD			LOWEST NATURAL FREQUENCY			STATUS		RRS	
OTHER YNAMIC	REQUIRED INPUT (ZPA) H/V	ANALYSIS	TEST FREQUENCY	TEST DIRECTION	F/B (Hz)	S/S (Hz)	V (Hz)	QUALIFICATION	INSTALLATION	FIGURE REF.	CODES AND STANDARDS
N/R	2.1/2.1	X	SF, MF	MD	F1	F1	F1	a	a	RIM	ASME III
N/R	2.1/2.1	X	SF, MF	MD	F1	F1	F1	a	a	RIM	ASME III

5057s/6 - copy of 0571n

TI APERTURE CARD

Also Available On Aperture Card

8805240295 -111

MASTE

SEISMIC AND DYNAMIC QUALIFICATION SUMM

PLANT NAME: VOGTLE ELECTRIC GENERATING PLANT DOCKET NO.: 50-424 & 50-425 UTILITY: GEORGIA

THE SUPPLIER IS: X A/E ___ NSSS FOR EQU

	EQUIPMENT				LOCATION		LOADS	
TAG NO.	TYPE AND DESCRIPTION	MANUFACTURER AND MODEL NO.	QUALIFICATION REPORT NO.	QUANTITY	BUILDING AND ELEVATION	MOUNT-ING	SEIS-MIC	OT DYN
21203P4001 -2 -3 -4 -5 -6	HORIZONTAL COMPONENT COOLING WATER PUMP	INGERSOLL-[illegible]ND & WESTINGHOUSE 10 X 18SE MOTOR	EST-TR-8002-PST & TR-8206	6	AUXILIARY 195'	CF	X	

5057s/7 - copy of 0571n

R LISTING
ARY AND STATUS OF SAFETY RELATED EQUIPMENT

POWER COMPANY A/E: BECHTEL NSSS: WESTINGHOUSE

IPMENT LISTED BELOW ____ OTHER SAFETY SYSTEM: COMPONENT COOLING WATER SYSTEM

CONSIDERED		QUALIFICATION METHOD			LOWEST NATURAL FREQUENCY			STATUS		RRS	
HER AMIC	REQUIRED INPUT (ZPA) H/V	ANALYSIS	TEST FREQUENCY	TEST DIRECTION	F/B (Hz)	S/S (Hz)	V (Hz)	QUALIFICATION	INSTALLATION	FIGURE REF.	CODES AND STANDARDS
K	.35/.30	S	N/R	N/R	F1	F1	F1	a	a	X2CR2-13 -14 -15 -16	ASME III IEEE 323-74 -344-75

5057s/8 - copy of 0571n

TI
APERTURE
CARD

Also Available On
Aperture Card

8805240295 -112

MAST
SEISMIC AND DYNAMIC QUALIFICATION SUM

PLANT NAME: VOGTLE ELECTRIC GENERATING PLANT DOCKET NO.: 50-424 & 50-425 UTILITY: GEORGIA

THE SUPPLIER IS: X A/E ___ NSSS FOR EQ

	EQUIPMENT				LOCATION		LOAD	
TAG NO.	TYPE AND DESCRIPTION	MANUFACTURER AND MODEL NO.	QUALIFICATION REPORT NO.	QUANTITY	BUILDING AND ELEVATION	MOUNTING	SEISMIC	O DY
2PSV1689 -1702 -1714 -1715 -1872 -1873	RELIEF VALVES 3/4 X 1	CROSBY MODEL: JMB TYPE: E	CROSBY REPORT NO. EC-1077	6	AUXILIARY 240'	EM	X	
2PSV1718 -1719 -2164 -2165	RELIEF VALVES 3/4 X 1	CROSBY MODEL: JMB TYPE: E	CROSBY REPORT NO. EC-1077	4	AUXILIARY 240'	EM	X	

5057s/9 - copy of 0571n

ER LISTING
MARY AND STATUS OF SAFETY RELATED EQUIPMENT

POWER COMPANY A/E: BECHTEL NSSS: WESTINGHOUSE X4AE01

UIPMENT LISTED BELOW ____ OTHER SAFETY SYSTEM: COMPONENT COOLING WATER SYSTEM

S CONSIDERED		QUALIFICATION METHOD			LOWEST NATURAL FREQUENCY			STATUS		RRS	
THER NAMIC	REQUIRED INPUT (ZPA) H/V	ANALYSIS	TEST FREQUENCY	TEST DIRECTION	F/B (Hz)	S/S (Hz)	V (Hz)	QUALIFICATION	INSTALLATION	FIGURE REF.	CODES AND STANDARDS
N/A	.80/1.0	S	-	-	F1	F1	F1	a	a	NOTE 8	ASME III
N/A	.80/1.0	S	-	-	F1	F1	F1	a	a	NOTE 8	ASME III

5057s/10 - copy of 0571n

TI
APERTURE
CARD

Also Available On
Aperture Card

8805240295-113

MAST

SEISMIC AND DYNAMIC QUALIFICATION SUM

PLANT NAME: VOGTLE ELECTRIC GENERATING PLANT DOCKET NO.: 50-424 & 50-425 UTILITY: GEORGIA

THE SUPPLIER IS: X A/E ___ NSSS FOR EQ

	EQUIPMENT				LOCATION		LOAD	
TAG NO.	TYPE AND DESCRIPTION	MANUFACTURER AND MODEL NO.	QUALIFICATION REPORT NO.	QUANTITY	BUILDING AND ELEVATION	MOUNTING	SEISMIC	O DY
2120304030 -32 -34 -55 -57 -59	14"-150# SWING CHECK VALVE	ANCHOR/DARLING SJO 5820-2	R83.056	6	AUXILIARY 195'	LM	X	

5057s/11 - copy of 0571n

ER LISTING
MARY AND STATUS OF SAFETY RELATED EQUIPMENT

POWER COMPANY A/E: BECHTEL NSSS: WESTINGHOUSE

UIPMENT LISTED BELOW ____ OTHER SAFETY SYSTEM: COMPONENT COOLING WATER SYSTEM

S CONSIDERED		QUALIFICATION METHOD			LOWEST NATURAL FREQUENCY			STATUS		RRS	
THER NAMIC	REQUIRED INPUT (ZPA) H/V	ANALYSIS	TEST FREQUENCY	TEST DIRECTION	F/B (Hz)	S/S (Hz)	V (Hz)	QUALIFICATION	INSTALLATION	FIGURE REF.	CODES AND STANDARDS
X	2.1/2.1	S	-	-	F1	F1	F1	a	a	RIM	ASME III IEEE-344-75

5057s/12 - copy of 0571n

TI
APERTURE
CARD

Also Available On
Aperture Card

MAST

SEISMIC AND DYNAMIC QUALIFICATION SUM

PLANT NAME: VOGTLE ELECTRIC GENERATING PLANT DOCKET NO.: 50-424 & 50-425 UTILITY: GEORGIA

THE SUPPLIER IS: X A/E ___ NSSS FOR EQ

	EQUIPMENT				LOCATION		LOAD	
TAG NO.	TYPE AND DESCRIPTION	MANUFACTURER AND MODEL NO.	QUALIFICATION REPORT NO.	QUANTITY	BUILDING AND ELEVATION	MOUNTING	SEISMIC	DY
2FE1876 -77 -96 -97 -1928 -29	AVERAGING PITOT FLOW SENSORS	DIETERICH STANDARD CO. ANR-76	ER-5068	6	AUXILIARY BUILDING	LM	X	
2FE11794 -95 -96 -97 -98 -99	AVERAGING PITOT FLOW SENSORS	DIETERICH STANDARD CO. ANR-76	ER-5068-1	6	AUXILIARY BUILDING	LM	X	

5057s/13 - copy of 0571n

ER LISTING
MARY AND STATUS OF SAFETY RELATED EQUIPMENT

POWER COMPANY A/E: BECHTEL NSSS: WESTINGHOUSE

UIPMENT LISTED BELOW ____ OTHER SAFETY SYSTEM: COMPONENT COOLING WATER SYSTEM

S CONSIDERED		QUALIFICATION METHOD			LOWEST NATURAL FREQUENCY			STATUS		RRS	
THER NAMIC	REQUIRED INPUT (ZPA) H/V	ANALYSIS	TEST FREQUENCY	TEST DIRECTION	F/B (Hz)	S/S (Hz)	V (Hz)	QUALIFICATION	INSTALLATION	FIGURE REF.	CODES AND STANDARDS
X	4.5/4.5	S	-	-	F1	F1	F1	a	a a a a a a	RIM	ASME III IEEE-344-75
X	4.5/4.5	S	-	-	F1	F1	F1	a	a a a a a a	RIM	ASME III IEEE-344-75

5057s/14 - copy of 0571n

TI
APERTURE
CARD

Also Available On
Aperture Card

MAST

SEISMIC AND DYNAMIC QUALIFICATION SUM

PLANT NAME: VOGTLE ELECTRIC GENERATING PLANT DOCKET NO.: 50-424 & 50-425 UTILITY: GEORGIA

THE SUPPLIER IS: X A/E ___ NSSS FOR EQ

TAG NO.	EQUIPMENT: TYPE AND DESCRIPTION	EQUIPMENT: MANUFACTURER AND MODEL NO.	QUALIFICATION REPORT NO.	QUANTITY	LOCATION: BUILDING AND ELEVATION	LOCATION: MOUNTING	LOAD: SEISMIC	LOAD: DY
2HV11816 -17 -20 -21	12"-150# BUTTERFLY VALVE WITH MANUAL OPERATOR	FISHER 9280 (BODY) MANUAL ACTUATOR 1073-2	FQP-11C-10	4	N/A	LM	X	
2HV11818 -19 -22 -23	14"-150# BUTTERFLY VALVE WITH MANUAL OPERATOR	FISHER 9280 (BODY) MANUAL ACTUATOR 1073-2	FQP-11C-11	4	N/A	LM	X	
2HV11803 -04 -05 -11 -12 -13	14"-150# BUTTERFLY VALVE WITH MANUAL OPERATOR	FISHER 9280 (BODY) MANUAL ACTUATOR 1073-2	FQP-11C-14	6	N/A	LM	X	
2HV11800 -01 -02 -08 -09 -10	16" BUTTERFLY VALVE WITH MANUAL OPERATOR	FISHER 9280 (BODY) MANUAL ACTUATOR 1073-2	FQP-11C-15	6	N/A	LM	X	
2HV11807 -15	18" BUTTERFLY VALVE WITH MANUAL OPERATOR	FISHER 9280 (BODY) MANUAL ACTUATOR 1073-2	FQP-11C-20	2	N/A	LM	X	

5057s/15 - copy of 0571n

ER LISTING
MARY AND STATUS OF SAFETY RELATED EQUIPMENT

POWER COMPANY A/E: BECHTEL NSSS: WESTINGHOUSE X5AC03

UIPMENT LISTED BELOW ____ OTHER SAFETY SYSTEM: COMPONENT COOLING WATER SYSTEM

S CONSIDERED		QUALIFICATION METHOD			LOWEST NATURAL FREQUENCY			STATUS		RRS	
THER NAMIC	REQUIRED INPUT (ZPA) H/V	ANALYSIS	TEST FREQUENCY	TEST DIRECTION	F/B (Hz)	S/S (Hz)	V (Hz)	QUALIFICATION	INSTALLATION	FIGURE REF.	CODES AND STANDARDS
-	4.5/4.5	S	N/A	N/A	F1	F1	F1	a	a	RIM	ASME III IEEE-323-74 -344-75
-	4.5/4.5	S	N/A	N/A	F1	F1	F1	a	a	RIM	ASME III IEEE-323-74 -344-75
-	4.5/4.5	S	N/A	N/A	F1	F1	F1	a	a	RIM	ASME III IEEE-323-74 -344-75
-	4.5/4.5	S	N/A	N/A	F1	F1	F1	a	a	RIM	ASME III IEEE-323-74 -344-75
-	4.5/4.5	S	N/A	N/A	F1	F1	F1	a	a	RIM	ASME III IEEE-323-74 -344-75

5057s/16 - copy of 0571n

TI APERTURE CARD

Also Available On Aperture Card

8805240295-116

MASTER
SEISMIC AND DYNAMIC QUALIFICATION SUMMA

PLANT NAME: VOGTLE ELECTRIC GENERATING PLANT

DOCKET NO.: 50-424 & 50-425

UTILITY: GEORGIA P

THE SUPPLIER IS: X A/E ____ NSSS

FOR EQUI

	EQUIPMENT				LOCATION		LOADS	
TAG NO.	TYPE AND DESCRIPTION	MANUFACTURER AND MODEL NO.	QUALIFICATION REPORT NO.	QUANTITY	BUILDING AND ELEVATION	MOUNTING	SEISMIC	OTHE DYNA
2HV11806 -814	20" BUTTERFLY VALVE WITH MANUAL OPERATOR	FISHER 9280 (BODY) MANUAL ACTUATOR #EIM MC-02	FQP-11C-21	2	N/A	LM	X	-

5057s/17 - copy of 0571n

LISTING
Y AND STATUS OF SAFETY RELATED EQUIPMENT

WER COMPANY A/E: BECHTEL NSSS: WESTINGHOUSE

X5AC03
PAGE: 117 OF 283

MENT LISTED BELOW ____ OTHER SAFETY SYSTEM: COMPONENT COOLING WATER SYSTEM

ONSIDERED	QUALIFICATION METHOD			LOWEST NATURAL FREQUENCY			STATUS		RRS	
R IC REQUIRED INPUT (ZPA) H/V	ANALYSIS	TEST FREQUENCY	TEST DIRECTION	F/B (Hz)	S/S (Hz)	V (Hz)	QUALIFICATION	INSTALLATION	FIGURE REF.	CODES AND STANDARDS
4.5/4.5	S	N/A	N/A	F1	F1	F1	a	a	RIM	ASME III IEEE-323-74 -344-75

5057s/18 - copy of 0571n

TI
APERTURE
CARD

Also Available On
Aperture Card

8805240295 -117

MAST

SEISMIC AND DYNAMIC QUALIFICATION SU

PLANT NAME: VOGTLE ELECTRIC GENERATING PLANT DOCKET NO.: 50-424 & 50-425 UTILITY: GEORGIA

THE SUPPLIER IS: X A/E ___ NSSS FOR EQ

	EQUIPMENT				LOCATION		LOAD	
TAG NO.	TYPE AND DESCRIPTION	MANUFACTURER AND MODEL NO.	QUALIFICATION REPORT NO.	QUANTITY	BUILDING AND ELEVATION	MOUNTING	SEISMIC	DY
2LSLL1852 -53 -54 -55 -56 -57	LEVEL FLOAT SWITCH	MAGNETROL INTERNATIONAL INC. BCS 751	ND APRIL 7, 1980	6	AUXILIARY 240'	EM	X	

5057s/19 - copy of 0571n

ER LISTING
MARY AND STATUS OF SAFETY RELATED EQUIPMENT

POWER COMPANY A/E: BECHTEL NSSS: WESTINGHOUSE

UIPMENT LISTED BELOW ____ OTHER SAFETY SYSTEM: COMPONENT COOLING WATER SYSTEM

S CONSIDERED		QUALIFICATION METHOD			LOWEST NATURAL FREQUENCY			STATUS		RRS	
THER NAMIC	REQUIRED INPUT (ZPA) H/V	ANALYSIS	TEST FREQUENCY	TEST DIRECTION	F/B (Hz)	S/S (Hz)	V (Hz)	QUALIFICATION	INSTALLATION	FIGURE REF.	CODES AND STANDARDS
N/A	3.0/4.0	-	MF	MD	F3	F3	F3	a	a	NOTE 4	IEEE-323-74 -344-75

5057s/20 - copy of 0571n

TI
APERTURE
CARD

Also Available On
Aperture Card

8805240295 -118

MASTE
SEISMIC AND DYNAMIC QUALIFICATION SUMM

DOCKET NO.: 50-424 & 50-425 UTILITY: GEORGIA

PLANT NAME: VOGTLE ELECTRIC GENERATING PLANT

FOR EQU

THE SUPPLIER IS: X A/E ____ NSSS

	EQUIPMENT				LOCATION		LOADS	
TAG NO.	TYPE AND DESCRIPTION	MANUFACTURER AND MODEL NO.	QUALIFICATION REPORT NO.	QUANTITY	BUILDING AND ELEVATION	MOUNTING	SEISMIC	OTHER DYN
2PT1852 -53 -54 -55 -56 -57 -74 -75	PRESSURE & DIFFERENTIAL PRESSURE TRANSMITTER	ROSEMOUNT MODEL 1153 SERIES B	108025, 1080261	8	AUXILIARY 195'	RM & CW	X	N

5057s/21 - copy of 0571n

R LISTING
ARY AND STATUS OF SAFETY RELATED EQUIPMENT

POWER COMPANY A/E: BECHTEL NSSS: WESTINGHOUSE X5AD04
PAGE: 119 OF 283

IPMENT LISTED BELOW ____ OTHER SAFETY SYSTEM: COMPONENT COOLING WATER SYSTEM

CONSIDERED		QUALIFICATION METHOD			LOWEST NATURAL FREQUENCY			STATUS		RRS	
HER DYNAMIC	REQUIRED INPUT (ZPA) H/V	ANALYSIS	TEST FREQUENCY	TEST DIRECTION	F/B (Hz)	S/S (Hz)	V (Hz)	QUALIFICATION	INSTALLATION	FIGURE REF.	CODES AND STANDARDS
/A	.80/.90	-	MF	MD	F1	F1	F1	a	a	X2CR6-01 -01 -03 -04	IEEE-323-74 344-75

5057s/27 - copy of 0571n

TI
APERTURE
CARD

Also Available On
Aperture Card

8805240295 -119

MAST

SEISMIC AND DYNAMIC QUALIFICATION SU

DOCKET NO.: 50-424 & 50-425 UTILITY: GEORGIA

PLANT NAME: VOGTLE ELECTRIC GENERATING PLANT

THE SUPPLIER IS: X A/E ___ NSSS FOR EQ

	EQUIPMENT				LOCATION		LOAD	
TAG NO.	TYPE AND DESCRIPTION	MANUFACTURER AND MODEL NO.	QUALIFICATION REPORT NO.	QUANTITY	BUILDING AND ELEVATION	MOUNTING	SEISMIC	DY
2LV5242 -43 -44 -45	4"-900# GLOBE VALVE WITH DIAPHRAGM OPERATOR	FISHER ED (BODY) 667NS-70 (DIA.OP.)	FQP HAG-3	4	CONTROL 220'	LM	X	
2LY5242A -B -43A -B -44A -B -45A -B	SOLENOID VALVE	ASCO NP8320A186V	AQR-67368 REV. 0	8	VARIOUS	EM	X	
2ZSC5242 -43 -44 -45 2ZSO5242 43 44 45	LIMIT SWITCH	NAMCO EA180-31[illegible]2	QTR-105 REV. 1	3	VARIOUS	EM	X	

5058s/5 = copy of 0571n

DS CONSIDERED		QUALIFICATION METHOD			LOWEST NATURAL FREQUENCY			STATUS		RRS	
OTHER DYNAMIC	REQUIRED INPUT (ZPA) H/V	ANALYSIS	TEST FREQUENCY	TEST DIRECTION	F/B (Hz)	S/S (Hz)	V (Hz)	QUALIFICATION	INSTALLATION	FIGURE REF.	CODES AND STANDARDS
-	2.1/2.1	S	N/A	N/A	F1	F1	F1	a	a	RIM	ASME III IEEE-323-74 -344-75
-	2.1/2.1	-	SF	SD	F1	F1	F1	a	a b a b a b a b	RIM	IEEE-323-74 344-75
-	2.1/2.1	-	SF	SD	F1	F1	F1	a	d	RIM	IEEE-323-74 344-75

5058s/6 - copy of 0571n

TI
APERTURE
CARD

Also Available On
Aperture Card

MAST

SEISMIC AND DYNAMIC QUALIFICATION SUM

PLANT NAME: VOGTLE ELECTRIC GENERATING PLANT

DOCKET NO.: 50-424 & 50-425

UTILITY: GEORGIA

THE SUPPLIER IS: X A/E ____ NSSS

FOR EQ

	EQUIPMENT				LOCATION		LOAD	
TAG NO.	TYPE AND DESCRIPTION	MANUFACTURER AND MODEL NO.	QUALIFICATION REPORT NO.	QUANTITY	BUILDING AND ELEVATION	MOUNTING	SEISMIC	DY
2HV5089 -96	10"-150# BUTTERFLY VALVE WITH MANUAL ACTUATOR	FISHER (BODY) 9280 FISHER (OPERATOR) 1073-2	FQP-11C-6	2	VARIOUS	LM	X	

5058s/7 - copy of 0571n

ER LISTING
MARY AND STATUS OF SAFETY RELATED EQUIPMENT

POWER COMPANY A/E: BECHTEL NSSS: WESTINGHOUSE X5AC03
PAGE: 121 OF 283

UIPMENT LISTED BELOW ____ OTHER SAFETY SYSTEM: CONDENSATE AND FEEDWATER SYSTEM

S CONSIDERED		QUALIFICATION METHOD			LOWEST NATURAL FREQUENCY			STATUS		RRS	
THER NAMIC	REQUIRED INPUT (ZPA) H/V	ANALYSIS	TEST FREQUENCY	TEST DIRECTION	F/B (Hz)	S/S (Hz)	V (Hz)	QUALIFICATION	INSTALLATION	FIGURE REF.	CODES AND STANDARDS
-	4.5/4.5	S	N/A	N/A	F1	F1	F1	a	a	RIM	ASME III IEEE-323-74 -344-75

5058s/8 - copy of 0571n

TI APERTURE CARD

Also Available On Aperture Card

8805240295 -121

MAS

SEISMIC AND DYNAMIC QUALIFICATION SU

PLANT NAME: VOGTLE ELECTRIC GENERATING PLANT DOCKET NO.: 50-424 & 50-425 UTILITY: GEORG

THE SUPPLIER IS: X A/E ___ NSS FOR

TAG NO.	EQUIPMENT				LOCATION		LOA
	TYPE AND DESCRIPTION	MANUFACTURER AND MODEL NO.	QUALIFICATION REPORT NO.	QUANTITY	BUILDING AND ELEVATION	MOUNTING	SEISMIC
2130SU4071 -73 -75 -77	16" CHECK VALVE 900#	ANCHOR/DARLING E9001-97	R83-060		N/A	LM	X

5058s/9 - copy of 0571n

STER LISTING
MMARY AND STATUS OF SAFETY RELATED EQUIPMENT

A POWER COMPANY A/E: BECHTEL NSSS: WESTINGHOUSE

X4AR01
PAGE: 122 OF 283

QUIPMENT LISTED BELOW ____ OTHER SAFETY SYSTEM: CONDENSATE AND FEEDWATER SYSTEM

ADS CONSIDERED		QUALIFICATION METHOD			LOWEST NATURAL FREQUENCY			STATUS		RRS	
OTHER DYNA LOC	REQUIRED INPUT (ZPA) H/V	ANALYSIS	TEST FREQUENCY	TEST DIRECTION	F/B (Hz)	S/S (Hz)	V (Hz)	QUALIFICATION	INSTALLATION	FIGURE REF.	CODES AND STANDARDS
N/A	2.1/2.1	S	-	-	F1	F1	F1	a	a	RIM	ASME III

5058s/1[illegible] - copy of 0571n

TI
APERTURE
CARD

Also Available On
Aperture Card

MASTE

SEISMIC AND DYNAMIC QUALIFICATION SUMM

PLANT NAME: VOGTLE ELECTRIC GENERATING PLANT DOCKET NO.: 50-424 & 50-425 UTILITY: GEORGIA

THE SUPPLIER IS: X A/E ___ NSSS FOR EQU

TAG NO.	EQUIPMENT: TYPE AND DESCRIPTION	EQUIPMENT: MANUFACTURER AND MODEL NO.	QUALIFICATION REPORT NO.	QUANTITY	LOCATION: BUILDING AND ELEVATION	LOCATION: MOUNTING	LOADS: SEISMIC	LOADS: OTHER DYN
2HV5194 -95 -96 -97	1"-900# GLOBE VALVE WITH DIAPHRAGM OPERATOR	FISHER DBQNS (BODY) 667TNS-40(DIA. OP)	FQP 11AG-5	4	CONTROL 220'	LM	X	
2ZS5194 -95 -96 -97	LIMIT SWITCH	NAMCO EA180-31302	QTR 105 REV. 1	4	VARIOUS	EM	X	
2HV5278 -79 -80 -81	1"-1500# GLOBE VALVE WITH DIAPHRAGM OPERATOR	FISHER DBQNS (BODY) 667NS-40(DIA. OP.)	FQP 11AG-5	4	CONTROL 220'	LM	X	

5059s/5 - copy of 0571n

R LISTING
ARY AND STATUS OF SAFETY RELATED EQUIPMENT

POWER COMPANY A/E: BECHTEL NSSS: WESTINGHOUSE

IPMENT LISTED BELOW ____ OTHER

SAFETY SYSTEM: CONDENSATE CHEMICAL INJECTION SYSTEM

CONSIDERED		QUALIFICATION METHOD			LOWEST NATURAL FREQUENCY			STATUS		RRS	
HER AMIC	REQUIRED INPUT (ZPA) H/V	ANALYSIS	TEST FREQUENCY	TEST DIRECTION	F/B (Hz)	S/S (Hz)	V (Hz)	QUALIFICATION	INSTALLATION	FIGURE REF.	CODES AND STANDARDS
-	2.1/2.1	S	N/A	N/A	F1	F1	F1	a	a	RIM	ASME III IEEE-323-74 -344-75
-	2.1/2.1	-	SF	SD	F1	F1	F1	a	a	RIM	IEEE-323-74 -344-75
-	2.1/2.1	S	N/A	N/A	F1	F1	F1	a	a	RIM	ASME III IEEE-323-74 -344-75

5059s/6 - copy of 0571n

TI
APERTURE
CARD

Also Available On
Aperture Card

8805240295-723

MASTER
SEISMIC AND DYNAMIC QUALIFICATION SUMMAR

PLANT NAME: VOGTLE ELECTRIC GENERATING PLANT DOCKET NO.: 50-424 & 50-425 UTILITY: GEORGIA PO

THE SUPPLIER IS: X A/E ___ NSSS FOR EQUIP

	EQUIPMENT				LOCATION		LOADS C	
TAG NO.	TYPE AND DESCRIPTION	MANUFACTURER AND MODEL NO.	QUALIFICATION REPORT NO.	QUANTITY	BUILDING AND ELEVATION	MOUNT-ING	SEIS-MIC	OTHE DYNAM
2ZS5278 -79 -80 -81	LIMIT SWITCH	NAMCO EA180-31302 EA180-32302	QTR 105 REV. 1	8	VARIOUS	EM	X	-

5059s/7 - copy of 0571n

LISTING
Y AND STATUS OF SAFETY RELATED EQUIPMENT

WER COMPANY A/E: BECHTEL NSSS: WESTINGHOUSE X5AC01

MENT LISTED BELOW ____ OTHER SAFETY SYSTEM: CONDENSATE CHEMICAL INJECTION SYSTEM

ONSIDERED	QUALIFICATION METHOD			LOWEST NATURAL FREQUENCY			STATUS		RRS	
R IC	REQUIRED INPUT (ZPA) H/V	ANALYSIS	TEST FREQUENCY	TEST DIRECTION	F/B (Hz)	S/S (Hz)	V (Hz)	QUALIFICATION	INSTALLATION	FIGURE REF.	CODES AND STANDARDS
	2.1/2.1	-	SF	SD	F1	F1	F1	a	a	RIM	IEEE-323-74 -344-75

5059s/8 - copy of 0571n

TI
APERTURE
CARD

Also Available On
Aperture Card

MASTER

SEISMIC AND DYNAMIC QUALIFICATION SUMMA

PLANT NAME: VOGTLE ELECTRIC GENERATING PLANT DOCKET NO.: 50-424 & 50-425 UTILITY: GEORGIA

THE SUPPLIER IS: X A/E ___ NSSS FOR EQU

	EQUIPMENT				LOCATION		LOADS	
TAG NO.	TYPE AND DESCRIPTION	MANUFACTURER AND MODEL NO.	QUALIFICATION REPORT NO.	QUANTITY	BUILDING AND ELEVATION	MOUNTING	SEISMIC	OTH DYNA
VARIOUS	1/2" CHECK VALVE 1500#	DRESSER INDUSTRIAL FIG. 7440W	SR-187	LOT	N/A	LM	X	N/

5059s/9 - copy of 0571n

CONSIDERED		QUALIFICATION METHOD			LOWEST NATURAL FREQUENCY			STATUS		RRS	
ER MIC	REQUIRED INPUT (ZPA) H/V	ANALYSIS	TEST FREQUENCY	TEST DIRECTION	F/B (Hz)	S/S (Hz)	V (Hz)	QUALIFICATION	INSTALLATION	FIGURE REF.	CODES AND STANDARDS
A	4.5/4.5	S	-	-	F1	F1	F1	a	a	RIM	ASME III

TI
APERTURE
CARD

Also Available On
Aperture Card

8805240295-125

MAS

SEISMIC AND DYNAMIC QUALIFICATION SU

PLANT NAME: VOGTLE ELECTRIC GENERATING PLANT DOCKET NO.: 50-424 & 50-425 UTILITY: GEORGI

THE SUPPLIER IS: X A/E ___ NSSS FOR E

TAG NO.	EQUIPMENT TYPE AND DESCRIPTION	MANUFACTURER AND MODEL NO.	QUALIFICATION REPORT NO.	QUANTITY	LOCATION BUILDING AND ELEVATION	MOUNTING	LOA SEISMIC	D
2HV760	3"-150# F. W. GATE V. W/HILLER AIR ACTU.	ANCHOR/DARLING E9001-77	R83.031, 30004-A, 46470-01	1	CONTAINMENT 220'	LM	X	
2HV780	HILLER ACTUATOR	HILLER 10SA-A068	ER-ST-500P	1	CONTAINMENT 220'	EM	X	
2HV780	SOLENOID VALVE	ASCO NP-8320A185V	AQR-67368	1	CONTAINMENT 220'	EM	X	
2ZSC780 2ZSO780	LIMIT SWITCH	NAMCO EA-180-31302 -32302	QTR-105	2	CONTAINMENT 220'	EM	X	
2HV781	3'-150# W. GATE V. W/HILLER AIR ACTU.	ANCHOR/DARLING E9001-54	R83.031, 30004-A, 46470-01	1	AUXILIARY 195'	LM	X	

5060s/5 - copy of 0571n

ER LISTING
MARY AND STATUS OF SAFETY RELATED EQUIPMENT

POWER COMPANY A/E: BECHTEL NSSS: WESTINGHOUSE X4ARO1

UIPMENT LISTED BELOW ____ OTHER SAFETY SYSTEM: CONTAINMENT AND AUXILIARY DRAIN SYSTEM - RADIOACTIVE

S CONSIDERED		QUALIFICATION METHOD			LOWEST NATURAL FREQUENCY			STATUS		RRS	
OTHER DYNAMIC	REQUIRED INPUT (ZPA) H/V	ANALYSIS	TEST FREQUENCY	TEST DIRECTION	F/B (HZ)	S/S (HZ)	V (HZ)	QUALIFICATION	INSTALLATION	FIGURE REF.	CODES AND STANDARDS
X	2.1/2.1	S	-	-	F3	F3	F1	a	b	RIM	ASME III IEEE-323-74 -344-75
X	2.1/2.1	N/A	SF	SD	F1	F1	F1	a	b	RIM	IEEE-323-74 -344-75
X	2.1/2.1	N/A	SF	SD	F1	F1	F1	a	b	RIM	IEEE-323-74 -344-75
X	2.1/2.1	N/A	SF	SD	F1	F1	F1	a	b	RIM	IEEE-323-74 -344-75
X	2.1/2.1	S	-	-	F3	F3	F1	a	b	RIM	ASME III IEEE-323-74 -344-75

5060s/6 - copy of 0571n

TI APERTURE CARD

Also Available On Aperture Card

MAS

SEISMIC AND DYNAMIC QUALIFICATION SU

PLANT NAME: VOGTLE ELECTRIC GENERATING PLANT DOCKET NO.: 50-424 & 50-425 UTILITY: GEORGI

THE SUPPLIER IS: X A/E ___ NSSS FOR E

	EQUIPMENT				LOCATION		LOA	
TAG NO.	TYPE AND DESCRIPTION	MANUFACTURER AND MODEL NO.	QUALIFICATION REPORT NO.	QUANTITY	BUILDING AND ELEVATION	MOUNTING	SEISMIC	D
2HV781	HILLER ACTUATOR	HILLER 10SA-A068	ER-ST-500P	1	AUXILIARY 195'	EM	X	
2HY781	SOLENOID VALVE	ASCO NP-8320A185V	AQR-67368	1	AUXILIARY 195'	EM	X	
2ZSC781 2ZSO781	LIMIT SWITCH	NAMCO EA-180-31302 -32302	QTR-105	2	AUXILIARY 195'	EM	X	

5060s/7 - copy of 0571n

TER LISTING
MMARY AND STATUS OF SAFETY RELATED EQUIPMENT

A POWER COMPANY A/E: BECHTEL NSSS: WESTINGHOUSE X4AR01

QUIPMENT LISTED BELOW ____ OTHER SAFETY SYSTEM: CONTAINMENT AND AUXILIARY DRAIN SYSTEM - RADIOACTIVE

DS CONSIDERED		QUALIFICATION METHOD			LOWEST NATURAL FREQUENCY			STATUS		RRS	
OTHER YNAMIC	REQUIRED INPUT (ZPA) H/V	ANALYSIS	TEST FREQUENCY	TEST DIRECTION	F/B (Hz)	S/S (Hz)	V (Hz)	QUALIFICATION	INSTALLATION	FIGURE REF.	CODES AND STANDARDS
X	2.1/2.1	N/A	SF	SD	F1	F1	F1	a	b	RIM	IEEE-323-74 -344-75
X	2.1/2.1	N/A	SF	SD	F1	F1	F1	a	b	RIM	IEEE-323-74 -344-75
X	2.1/2.1	N/A	SF	SD	F1	F1	F1	a	b	RIM	IEEE-323-74 -344-75

5060s/8 - copy of 0571n

TI
APERTURE
CARD

Also Available On
Aperture Card

8805240295 -127

MAST

SEISMIC AND DYNAMIC QUALIFICATION SUM

PLANT NAME: VOGTLE ELECTRIC GENERATING PLANT DOCKET NO.: 50-424 & 50-425 UTILITY: GEORGIA

THE SUPPLIER IS: X A/E ___ NSSS FOR EQ

	EQUIPMENT				LOCATION		LOAD	
TAG NO.	TYPE AND DESCRIPTION	MANUFACTURER AND MODEL NO.	QUALIFICATION REPORT NO.	QUANTITY	BUILDING AND ELEVATION	MOUNTING	SEISMIC	O DY
2LT7777 2LT7789 2LT7778	LIQUID LEVEL ELECTRONIC TRANSMITTER	ITT BARTON 764/352	R3-764-20	3	CONTAINMENT 183'	CF/CW	X	

5060s/9 - copy of 0571n

ER LISTING
MARY AND STATUS OF SAFETY RELATED EQUIPMENT

POWER COMPANY A/E: BECHTEL NSSS: WESTINGHOUSE X5A007
PAGE: 128 OF 283

UIPMENT LISTED BELOW ____ OTHER SAFETY SYSTEM: CONTAINMENT AND AUXILIARY DRAIN SYSTEM - RADIOACTIVE

S CONSIDERED		QUALIFICATION METHOD			LOWEST NATURAL FREQUENCY			STATUS		RRS	
THER NAMIC	REQUIRED INPUT (ZPA) H/V	ANALYSIS	TEST FREQUENCY	TEST DIRECTION	F/B (Hz)	S/S (Hz)	V (Hz)	QUALIFICATION	INSTALLATION	FIGURE REF.	CODES AND STANDARDS
N/A	.80/.90	-	MF	MD	F1	F1	F1	a	b d d	X2CR6-01 -02 -03 -04	IEEE-323-74 -344-75

5060s/10 - copy of 0571n

TI
APERTURE
CARD

Also Available On
Aperture Card

8805240295 -128

MASTE

SEISMIC AND DYNAMIC QUALIFICATION SUMM

PLANT NAME: VOGTLE ELECTRIC GENERATING PLANT DOCKET NO.: 50-424 & 50-425 UTILITY: GEORGIA

THE SUPPLIER IS: X A/E ___ NSSS FOR EQU

	EQUIPMENT				LOCATION		LOADS	
TAG NO.	TYPE AND DESCRIPTION	MANUFACTURER AND MODEL NO.	QUALIFICATION REPORT NO.	QUANTITY	BUILDING AND ELEVATION	MOUNTING	SEIS-MIC	OT DYN
N/A	ELECTRIC PENETRATION ASSEMBLY	CONAX 7915-10000	IPS-603	2	AUXILIARY 160' FUEL HANDLING 160'	EM	X	N

5061s/5 - copy of 0571n

R LISTING
ARY AND STATUS OF SAFETY RELATED EQUIPMENT

POWER COMPANY A/E: BECHTEL NSSS: WESTINGHOUSE X4AH04

PMENT LISTED BELOW ____ OTHER SAFETY SYSTEM: CONTAINMENT SPRAY SYSTEM

CONSIDERED		QUALIFICATION METHOD			LOWEST NATURAL FREQUENCY			STATUS		RRS	
ER AMIC A	REQUIRED INPUT (ZPA) H/V	ANALYSIS	TEST FREQUENCY	TEST DIRECTION	F/B (Hz)	S/S (Hz)	V (Hz)	QUALIFICATION	INSTALLATION	FIGURE REF.	CODES AND STANDARDS
	.35/.39	N/A	MF	MD	F3	F3	F1	a	N/A	X2CR401 -02	

5061s/6 - copy of 0571n

TI APERTURE CARD

Also Available On Aperture Card

8805240295 -129

MASTER

SEISMIC AND DYNAMIC QUALIFICATION SUMMA

DOCKET NO.: 50-424 & 50-425 UTILITY: GEORGIA P

PLANT NAME: VOGTLE ELECTRIC GENERATING PLANT FOR EQUI

THE SUPPLIER IS: X A/E ___ NSSS

	EQUIPMENT				LOCATION		LOADS	
TAG NO.	TYPE AND DESCRIPTION	MANUFACTURER AND MODEL NO.	QUALIFICATION REPORT NO.	QUANTITY	BUILDING AND ELLVATION	MOUNT-ING	SEIS-MIC	OTHE DYNA
2PT10942 -3	PRESS. ELECTR. TRANSMITTER	III BARTON 163	R3-763-6	2	FUEL HANDLING 200' AUX. BLDG. 170' 6"	CF	X	N/A

5061s/7 - copy of 0571n

LISTING
Y AND STATUS OF SAFETY RELATED EQUIPMENT

WER COMPANY A/E: BECHTEL NSSS: WESTINGHOUSE X5AD07

PMENT LISTED BELOW ____ OTHER SAFETY SYSTEM: CONTAINMENT SPRAY SYSTEM

CONSIDERED R IC	REQUIRED INPUT (ZPA) H/V	QUALIFICATION METHOD: ANALYSIS	QUALIFICATION METHOD: TEST FREQUENCY	QUALIFICATION METHOD: TEST DIRECTION	LOWEST NATURAL FREQUENCY: F/B (Hz)	LOWEST NATURAL FREQUENCY: S/S (Hz)	LOWEST NATURAL FREQUENCY: V (Hz)	STATUS: QUALIFICATION	STATUS: INSTALLATION	RRS: FIGURE REF.	CODES AND STANDARDS
	.80/.90	-	MF	MD	F1	F1	F1	a	J	X2CR6-01 -02 -03 -04	IEEE-323-74 -344-75

5061s/8 - copy of 0571n

TI
APERTURE
CARD

Also Available On
Aperture Card

MAS

SEISMIC AND DYNAMIC QUALIFICATION SU

PLANT NAME: VOGTLE ELECTRIC GENERATING PLANT DOCKET NO.: 50-424 & 50-425 UTILITY: GEORGI

THE SUPPLIER IS: X A/E ___ NSSS FOR E

	EQUIPMENT				LOCATION		LOA	
TAG NO.	TYPE AND DESCRIPTION	MANUFACTURER AND MODEL NO.	QUALIFICATION REPORT NO.	QUANTITY	BUILDING AND ELEVATION	MOUNTING	SEISMIC	D
2AE12110 -12	REMOTE SENSOR	INTERNATIONAL SENSOR TECHNOLOGY AG-3100-4 (PARTIAL)	BECHTEL LOG NO. 45-2	2	HVAC INTAKE DUCT	DUCT MOUNTED	X	
2ATIS12110 2ATIS12112	CHLORINE MONITOR ASSEMBLY	COMSIP	BECHTEL LOG NO. 37-2 44-2	2	CONTROL 220'	CM	X	
21500Q5HVC	HVAC GAS ANALYSIS SYSTEM PANEL	COMSIP	BECHTEL LOG NO. 38-1	2	CONTROL 220'	CM	X	

5062s/5 - copy of 0571n

TIER LISTING
MMARY AND STATUS OF SAFETY RELATED EQUIPMENT

A POWER COMPANY A/E: BECHTEL NSSS: WESTINGHOUSE X5AA04

QUIPMENT LISTED BELOW ____ OTHER SAFETY SYSTEM: CONTROL ROOM HVAC SYSTEM

DS CONSIDERED		QUALIFICATION METHOD			LOWEST NATURAL FREQUENCY			STATUS		RRS	
OTHER DYNAMIC	REQUIRED INPUT (ZPA) H/V	ANALYSIS	TEST FREQUENCY	TEST DIRECTION	F/B (HZ)	S/S (HZ)	V (HZ)	QUALIFICATION	INSTALLATION	FIGURE REF.	CODES AND STANDARDS
X	7.2	-	SF	SD	F1	F1	F1	a	a	R-M	IEEE-323-74 -344-75
N/A	.80/.90	-	MF	MD	N/R	N/R	N/R	a	a	X2CR6-01 -02 -03 -04	IEEE-323-74 -344-75
N/A	.80/.90	S	SF	MD	F1	F1	F1	a	a	X2CR6-01 -02 -03 -04	IEEE-323-74 -344-75

5062s/6 - copy of 0571n

TI APERTURE CARD

Also Available On Aperture Card

MASTE

SEISMIC AND DYNAMIC QUALIFICATION SUMM

PLANT NAME: VOGTLE ELECTRIC GENERATING PLANT DOCKET NO.: 50-424 & 50-425 UTILITY: GEORGIA

THE SUPPLIER IS: X A/E ____ NSSS FOR EQU

	EQUIPMENT				LOCATION		LOADS	
TAG NO.	TYPE AND DESCRIPTION	MANUFACTURER AND MODEL NO.	QUALIFICATION REPORT NO.	QUANTITY	BUILDING AND ELEVATION	MOUNTING	SEISMIC	OTHER DYN
2180683BYA -BYB	BATTERY-59 EA., LCY-37 CELLS	C&D BATTERIES RD-1071 & RD-1072	CCL REPORT NO. A-570-83-01	2	CONTROL 180'	CF	X	N
2180683RYA -RYB	RACK-6 BAY, 2 STEP, BACK-TO-BACK ARRANGEMENT, 2 FRAMES	C&D BATTERIES RD-1071 & RD-1072	CCL REPORT NO. A-570-83-01	2	CONTROL 180'	CF	X	N
2180683BYC	BATTERY-59 EA., LC-17 CELLS	C&D BATTERIES RD-1069 & RD-1070	CCL REPORT NO. A-570-83-01	1	CONTROL 180'	CF	X	N
2180683RYC 2180683RYD	RACK-4 BAY, 2 STEP, BACK-TO-BACK ARRANGEMENT, 2 FRAMES	C&D BATTERIES RD-1069 & RD-1070	CCL REPORT NO. A-570-83-01	1	CONTROL 180'	CF	X	N
2180683BYD	BATTERY-59 EA., KC-21 CELLS	C&D BATTERIES RD-1076 & RD-1077	CCL REPORT NO. A-570-83-01	1	CONTROL 180'	CF	X	N

CONSIDERED		QUALIFICATION METHOD			LOWEST NATURAL FREQUENCY			STATUS		RRS	
HER AMIC	REQUIRED INPUT (ZPA) H/V	ANALYSIS	TEST FREQUENCY	TEST DIRECTION	F/B (Hz)	S/S (Hz)	V (Hz)	QUALIFICATION	INSTALLATION	FIGURE REF.	CODES AND STANDARDS
/A	.35/.40	D	-	-	F3	F3	F1	a	a	X2CR3-01 -02 -03 -04	IEEE-323-74 -344-75
/A	.35/.40	D	-	-	F3	F3	F1	a	a	X2CR3-01 -02 -03 -04	IEEE-323-74 -344-75
/A	.35/.40	D	-	-	F3	F3	F1	a	a	X2CR3-01 -02 -03 -04	IEEE-323-74 -344-75
/A	.35/.40	D	-	-	F3	F3	F1	a	a	X2CR3-01 -02 -03 -04	IEEE-323-74 -344-75
/A	.35/.40	D	-	-	F3	F3	F1	a	a	X2CR3-01 -02 -03 -04	IEEE-323-74 -344-75

TI
APERTURE
CARD

Also Available On
Aperture Card

8805240295 -/32

MAST
SEISMIC AND DYNAMIC QUALIFICATION SUM

PLANT NAME: VOGTLE ELECTRIC GENERATING PLANT DOCKET NO.: 50-424 & 50-425 UTILITY: GEORGIA

THE SUPPLIER IS: X A/E ____ NSSS FOR EQ

TAG NO.	EQUIPMENT: TYPE AND DESCRIPTION	EQUIPMENT: MANUFACTURER AND MODEL NO.	EQUIPMENT: QUALIFICATION REPORT NO.	EQUIPMENT: QUANTITY	LOCATION: BUILDING AND ELEVATION	LOCATION: MOUNTING	LOAD: SEISMIC	LOAD: DY
2180683CAA -AB -BA -BB	125 VDC BATTERY CHARGER 400A RATING	C&D BATTERIES ARR 130K-400F	ACTON REPORT 17666	4	CONTROL 180'	CF	X	
2180683CCA -CB	125 VDC BATTERY CHARGER 300A RATING	C&D BATTERIES ARR 130K-300	ACTON REPORT 17666 & C&D REPORT QR9-83940	2	CONTROL 180'	CF	X	
2180683CDA -CDB	125 VDC BATTERY CHARGER 200A RATING	C&D BATTERIES ARR 130K200F3	ACTON REPORT 17666 & C&D REPORT QR9-83939	2	CONTROL 180'	CF	X	

5063s/7 - copy of 0571n

ER LISTING
MARY AND STATUS OF SAFETY RELATED EQUIPMENT

POWER COMPANY A/E: BECHTEL NSSS: WESTINGHOUSE X3AD01
PAGE: 133 OF 283

UIPMENT LISTED BELOW ____ OTHER SAFETY SYSTEM: DC SYSTEM, CLASS 1E

S CONSIDERED		QUALIFICATION METHOD			LOWEST NATURAL FREQUENCY			STATUS		RRS	
THER NAMIC	REQUIRED INPUT (ZPA) H/V	ANALYSIS	TEST FREQUENCY	TEST DIRECTION	F/B (HZ)	S/S (HZ)	V (HZ)	QUALIFICATION	INSTALLATION	FIGURE REF.	CODES AND STANDARDS
N/A	.35/.40	-	MF	MD	F3	F3	F1	a	a	X2CR3-01 -02 -03 -04	IEEE-650-79
N/A	.35/.40	-	MF	MD	F3	F3	F1	a	a	X2CR3-01 -02 -03 -04	IEEE-650-79
N/A	.35/.40	-	MF	MD	F3	F3	F1	a	a	X2CR3-01 -02 -03 -04	IEEE-650-79

5063s/8 - copy of 0571n

TI
APERTURE
CARD

Also Available On
Aperture Card

MASTE

SEISMIC AND DYNAMIC QUALIFICATION SUMM

PLANT NAME: VOGTLE ELECTRIC GENERATING PLANT DOCKET NO.: 50-424 & 50-425 UTILITY: GEORGIA

THE SUPPLIER IS: X A/E ____ NSSS FOR EQU

	EQUIPMENT				LOCATION		LOADS	
TAG NO.	TYPE AND DESCRIPTION	MANUFACTURER AND MODEL NO.	QUALIFICATION REPORT NO.	QUANTITY	BUILDING AND ELEVATION	MOUNTING	SEISMIC	OTHER DYN
2180653DSA -B -C -D	125 VDC SWITCHGEAR	BROWN-BOVERI ELECTRIC INC. 33-53248 ITEM A, B, D, E	BBE REPORT NO. 33-53248-SSA	4	CONTROL 180'	CF	X	N

5063s/9 - copy of 0571n

R LISTING
ARY AND STATUS OF SAFETY RELATED EQUIPMENT

POWER COMPANY A/E: BECHTEL NSSS: WESTINGHOUSE X3AD03
PAGE: 134 OF 283

IPMENT LISTED BELOW ____ OTHER SAFETY SYSTEM: DC SYSTEM, CLASS 1E

CONSIDERED		QUALIFICATION METHOD			LOWEST NATURAL FREQUENCY			STATUS		RRS	
HER AMIC	REQUIRED INPUT (ZPA) H/V	ANALYSIS	TEST FREQUENCY	TEST DIRECTION	F/B (Hz)	S/S (Hz)	V (Hz)	QUALIFICATION	INSTALLATION	FIGURE REF.	CODES AND STANDARDS
/A	.35/.40	N/A	MF	MD	F3	F3	F1	a	a	X2CR3-01 -02 -03 -04	IEEE-344-75

5063s/10 - copy of 0571n

TI
APERTURE
CARD

Also Available On
Aperture Card

8805240295 -134

MASTE

SEISMIC AND DYNAMIC QUALIFICATION SUMM

PLANT NAME: VOGTLE ELECTRIC GENERATING PLANT DOCKET NO.: 50-424 & 50-425 UTILITY: GEORGIA

THE SUPPLIER IS: X A/E ___ NSSS FOR EQU

TAG NO.	EQUIPMENT				LOCATION		LOADS	
	TYPE AND DESCRIPTION	MANUFACTURER AND MODEL NO.	QUALIFICATION REPORT NO.	QUANTITY	BUILDING AND ELEVATION	MOUNTING	SEISMIC	OTHER DYN
21806S3DCA -B	125 VDC MCC 2 BAY	EATON/CH	F&H TEST NO. DC-10148	2	CONTROL 180'	CF	X	N
21806S3DCC	125 VDC MCC 5 BAY	EATON/CH	WYLE REPORT NO. WR83-41	1	CONTROL 180'	CF	X	N

R LISTING
ARY AND STATUS OF SAFETY RE.ATED EQUIPMENT

POWER COMPANY A/E: BECHTEL NSSS: WESTINGHOUSE X3AD02
PAGE: 135 OF 283

PMENT LISTED BELOW ____ OTHER SAFETY SYSTEM: DC SYSTEM, CLASS 1E

CONSIDERED		QUALIFICATION METHOD			LOWEST NATURAL FREQUENCY			STATUS		RRS	
HER AMIC	REQUIRED INPUT (ZPA) H/V	ANALYSIS	TEST FREQUENCY	TEST DIRECTION	F/B (Hz)	S/S (Hz)	V (Hz)	QUALIFICATION	INSTALLATION	FIGURE REF.	CODES AND STANDARDS
YA	.35/.40	*	MF	MD	F3	F3	F1	a	a	X2CR3-01 -02 -03 -04	IEEE-323-74 344-75
YA	.35/.40	D	*	*	F3	F3	F1	a	a	X2CR3-01 -02 -03 -04	IEEE-323-74 344-75

5063s/12 * copy of 0571n

TI
APERTURE
CARD

Also Available On
Aperture Card

8805240295 -135

MASTER L
SEISMIC AND DYNAMIC QUALIFICATION SUMMARY

PLANT NAME: VOGTLE ELECTRIC GENERATING PLANT DOCKET NO.: 50-4[illegible] & 50-425 UTILITY: GEORGIA POW

THE SUPPLIER IS: X A/E ___ NSSS FOR EQUIPME

	EQUIPMENT				LOCATION		LOADS CO	
TAG NO.	TYPE AND DESCRIPTION	MANUFACTURER AND MODEL NO.	QUALIFICATION REPORT NO.	QUANTITY	BUILDIN AND ELEVATION	MOUNT-ING	SEIS-MIC	OTHER DYNAMIC
2-PSV-17589	NUCLEAR SAFETY & RELIEF VALVE	CROBY VALVE & GAGE CO. 1-1/2 G 2-1/2 JO-35-SMS	DESIGN FFT #EC-1115 #EC-1139	1	CONTAINMENT EL. N/A	LM	X	N/A

5063s/13 - copy of 0571n

STING
AND STATUS OF SAFETY RELATED EQUIPMENT

R COMPANY A/E: BECHTEL NSSS: WESTINGHOUSE

NT LISTED BELOW ___ OTHER

SAFETY SYSTEM: DEMINERALIZED WATER SYSTEM

SIDERED REQUIRED INPUT (ZPA) H/V	QUALIFICATION METHOD: ANALYSIS	QUALIFICATION METHOD: TEST FREQUENCY	QUALIFICATION METHOD: TEST DIRECTION	LOWEST NATURAL FREQUENCY: F/B (Hz)	LOWEST NATURAL FREQUENCY: S/S (Hz)	LOWEST NATURAL FREQUENCY: V (Hz)	STATUS: QUALIFICATION	STATUS: INSTALLATION	RRS: FIGURE REF.	CODES AND STANDARDS
4.5/4.5	X	N/A	N/A	F1	F1	F1	a	a	R/M ATT #7 SEC. E	ASME III IEEE-323-74 344-75

5063s/14 - copy of 0571n

TI
APERTURE
CARD

Also Available On
Aperture Card

8805240295 -136

MASTER
SEISMIC AND DYNAMIC QUALIFICATION SUMM

PLANT NAME: VOGTLE ELECTRIC GENERATING PLANT DOCKET NO.: 50-424 & 50-425 UTILITY: GEORGIA

THE SUPPLIER IS: _X_ A/E ____ NSSS FOR EQ

	EQUIPMENT				LOCATION		LOADS	
TAG NO.	TYPE AND DESCRIPTION	MANUFACTURER AND MODEL NO.	QUALIFICATION REPORT NO.	QUANTITY	BUILDING AND ELEVATION	MOUNTING	SEISMIC	OTHER DYN
2156B7001000 -2000 -3000 -4000	VANEAXIAL FAN & MOTOR	BUFFALO FORGE #72D5 ADJUSTAX FAN	MME 83-932	4	DIESEL GENERATOR 273'	HM	X	

5064s/5 - copy of 0571n

ER LISTING
MARY AND STATUS OF SAFETY RELATED EQUIPMENT

POWER COMPANY A/E: BECHTEL NSSS: WESTINGHOUSE

UIPMENT LISTED BELOW ____ OTHER SAFETY SYSTEM: DIESEL GENERATOR BLDG. HVAC SYSTEM

CONSIDERED		QUALIFICATION METHOD			LOWEST NATURAL FREQUENCY			STATUS		RRS	
HER AMIC	REQUIRED INPUT (ZPA) H/V	ANALYSIS	TEST FREQUENCY	TEST DIRECTION	F/B (Hz)	S/S (Hz)	V (Hz)	QUALIFICATION	INSTALLATION	FIGURE REF.	CODES AND STANDARDS
/A	.40/.32	D	N/A	N/A	F1	F3	F1	a	a	X2CR7-05 -06 -07 -08	AMCA 99 IEEE-344-75

5064s/6 - copy of 0571n

TI
APERTURE
CARD

Also Available On
Aperture Card

8805240295-137

MAS

SEISMIC AND DYNAMIC QUALIFICATION SU

PLANT NAME: VOGTLE ELECTRIC GENERATING PLANT DOCKET NO.: 50-424 & 50-425 UTILITY: GEORGIA

THE SUPPLIER IS: X A/E ___ NSSS FOR EQ

TAG NO.	EQUIPMENT TYPE AND DESCRIPTION	MANUFACTURER AND MODEL NO.	QUALIFICATION REPORT NO.	QUANTITY	LOCATION BUILDING AND ELEVATION	MOUNTING	LOAD SEISMIC	DY
2TV12094A -B -C -D 2TV12095A -B -C -D	144" X 96" DAMPER WITH TWO BETTIS AIR ACTUATOR	QAD LOW LEAKAGE GROUP N/A BETTIS NHD-732-SR80	NQS REPORT 1027-1 -2 FHI #30015 #37274	8	DIESEL GENERATOR 254'	HM	X	
2TY12094C -D 2TY12094E -F 2TY12095C -D 2TY12095E -F	SOLENOID VALVE	ASCO NPL8320-A184E	AQS21678/TR	8	DIESEL GENERATOR 254'	EM	X	
2ZSC12094A -B 95A -B 2ZS012094A -B -95A -B	LIMIT SWITCH (4 ON EACH DAMPER)	NAMCO CONTROLS EA-180-31302 EA-180-32302	QTR-105	16	DIESEL GENERATOR 254'	EM	X	N
2TV12100 -A 2TV12101 -A	96" X 48" DAMPER WITH TWO BETTIS AIR ACTUATORS	QAD LOW LEAKAGE GROUP N/A BETTIS NCB725-SR80 NCB525-SR80	NQS REPORT 1027-1 -2 FHI #30015 #37274	4	DIESEL GENERATOR 254'	HM	X	N
2TY12100B -C 2TY12101B -C	SOLENOID VALVE	ASCO NPL8320-A184E	AQS21678/TR	4	DIESEL GENERATOR 254'	EM	X	N

5064s/7 - copy of 0571n

TER LISTING
MMARY AND STATUS OF SAFETY RELATED EQUIPMENT

POWER COMPANY A/E: BECHTEL NSSS: WESTINGHOUSE

UIPMENT LISTED BELOW ___ OTHER SAFETY SYSTEM: DIESEL GENERATOR BLDG. HVAC SYSTEM

S CONSIDERED		QUALIFICATION METHOD			LOWEST NATURAL FREQUENCY			STATUS		RRS	
THER NAMIC	REQUIRED INPUT (ZPA) H/V	ANALYSIS	TEST FREQUENCY	TEST DIRECTION	F/B (Hz)	S/S (Hz)	V (Hz)	QUALIFICATION	INSTALLATION	FIGURE REF.	CODES AND STANDARDS
N/A	.80/.90	D	-	-	F1	F1	F1	a	a	X2CR6-01 -02 -03 -04	ANSI B31.1 IEEE-344-75
N/A	.80/.90	-	SF	SD	F1	F1	F1	a	a	X2CR06-01 -02 -03 -04	IEEE 323-74 344-75
/A	.80/.90	-	SF	SD	F1	F1	F1	a	a	X2CR06-01 -02 -03 -04	IEEE 323-74 344-75
/A	.80/.90	D	-	-	F1	F1	F1	a	a	X2CR6-01 -02 -03 -04	ANSI B31.1 344-75
/A	.80/.90	-	SF	SD	F1	F1	F1	a	a	X2CR06-01 -02 -03 -04	IEEE 323-74 344-75

5064s/8 - copy of 0571n

TI
APERTURE
CARD

Also Available On
Aperture Card

MASTER

SEISMIC AND DYNAMIC QUALIFICATION SUMMAR

DOCKET NO.: 50-424 & 50-425 UTILITY: GEORGIA PO

PLANT NAME: VOGTLE ELECTRIC GENERATING PLANT

THE SUPPLIER IS: X A/E ____ NSSS FOR EQUIP

	EQUIPMENT				LOCATION		LOADS C	
TAG NO.	TYPE AND DESCRIPTION	MANUFACTURER AND MODEL NO.	QUALIFICATION REPORT NO.	QUANTITY	BUILDING AND ELEVATION	MOUNT-ING	SEIS-MIC	OTHE DYNAM
2ZSC12100 -101 2ZSO12100 -101	LIMIT SWITCH (FOUR ON EACH ACTUATOR)	NAMCO CONTROLS EA-180-31302 EA-180-32302	QTR-105	8	DIESEL GENERATOR 254'	EM	X	N/A
2TV12086 -A -85 -A -96 -A -97 -A	120" X 60" DAMPER WITH TWO BETTIS AIR ACTUATOR	QAD LOW LEAKAGE GROUP N/A BETTIS NHD722-SR80	NQS REPORT 1027-1 -2 -4 FHI #30015 #37274	8	DIESEL GENERATOR 219'	HM	X	N/A
2ZSC12086 -85 -96 -97 2ZSO12086 -85 -96 -97	LIMIT SWITCH (FOUR ON EACH DAMPER)	NAMCO CONTROLS EA-180-31302 EA-180-32302	QTR-105	16	DIESEL GENERATOR 219'	EM	X	N/A
2TY12086 -096	SOLENOID VALVE	ASCO NPL-8316-54E	AQS21678/TR	2	DIESEL GENERATOR 219'	EM	X	N/A
2TV12098 -A -99 -A	120" X 60" DAMPER WITH TWO BETTIS AIR ACTUATOR	QAD LOW LEAKAGE GROUP N/A BETTIS NHD-722-SR80	NQS REPORT 1027-1 -2 -4 FHI #30015 #37274	4	DIESEL GENERATOR 219'	HM	X	N/A

5064s/9 - copy of 0571n

LISTING
Y AND STATUS OF SAFETY RELATED EQUIPMENT

WER COMPANY A/E: BECHTEL NSSS: WESTINGHOUSE X4AJ20

MENT LISTED BELOW ___ OTHER SAFETY SYSTEM: DIESEL GENERATOR BLDG. HVAC SYSTEM

ONSIDERED	QUALIFICATION METHOD			LOWEST NATURAL FREQUENCY			STATUS		RRS	
R REQUIRED INPUT (ZPA) H/V	ANALYSIS	TEST FREQUENCY	TEST DIRECTION	F/B (Hz)	S/S (Hz)	V (Hz)	QUALIFICATION	INSTALLATION	FIGURE REF.	CODES AND STANDARDS
.80/.90	-	SF	SD	F1	F1	F1	a	a	X2CR6-01 -02 -03 -04	IEEE 323-74 IEEE-344-75
.80/.90	D	-	-	F1	F1	F1	a	a	X2CR6-01 -02 -03 -04	ANSI B31.1 IEEE 344-75
.80/.90	-	SF	SD	F1	F1	F1	a	a	X2CR6-01 -02 -03 -04	IEEE 323-74 344-75
.80/.90	-	SF	SD	F1	F1	F1	a	a	X2CR6-01 -02 -03 -04	IEEE 323-74 344-75
.80/.90	D	-	-	F1	F1	F1	a	a	X2CR6-01 -02 -03 -04	ANSI B31.1 IEEE 344-75

5064s/10 - copy of 0571n

TI APERTURE CARD

Also Available On Aperture Card

MASTER
SEISMIC AND DYNAMIC QUALIFICATION SUMMAR

DOCKET NO.: 50-424 & 50-425 UTILITY: GEORGIA PO

PLANT NAME: VOGTLE ELECTRIC GENERATING PLANT

THE SUPPLIER IS: X A/E ____ NSSS FOR EQUI

	EQUIPMENT				LOCATION		LOADS C	
TAG NO.	TYPE AND DESCRIPTION	MANUFACTURER AND MODEL NO.	QUALIFICATION REPORT NO.	QUANTITY	BUILDING AND ELEVATION	MOUNT-ING	SEIS-MIC	OTHE DYNAM
2ZSC12098 -99 2ZSO12098 -99	LIMIT SWITCH (FOUR ON EACH DAMPER)	NAMCO CONTROLS EA-180-31302 EA-180-32302	QTR-105	8	DIESEL GENERATOR 219'	EM	X	N/A
2TY12098 2TY12099	SOLENOID VALVE	ASCO NPL 8316-54E	AQS21678/TR	2	DIESEL GENERATOR 219'	EM	X	N/A
2HV12010	72" X 60" DAMPER WITH BETTIS AIR ACTUATOR	QAD LOW LEAKAGE GROUP N/A BETTIS NHD-722-SR60	NQS REPORT 1027-1 -2 FHI #30015 #37274	1	AUXILIARY FEEDWATER PUMPHOUSE 220'	HM	X	N/A
2ZSC12010 2ZSO12010	LIMIT SWITCH	NAMCO CONTROLS EA-180-31302 EA-180-32302	QTR-105	2	AUXILIARY FEEDWATER PUMPHOUSE 220'	EM	X	N/A
2HY12010	SOLENOID VALVE	ASCO NPL8316-54E	AQS21678/TR	1	AUXILIARY FEEDWATER PUMPHOUSE 220'	EM	X	N/A

5064s/11 - copy of 0571n

LISTING
Y AND STATUS OF SAFETY RELATED EQUIPMENT

WER COMPANY A/E: BECHTEL NSSS: WESTINGHOUSE X4AJ20
PAGE: 140 OF 283

MENT LISTED BELOW ____ OTHER SAFETY SYSTEM: DIESEL GENERATOR BLDG. HVAC SYSTEM

ONSIDERED	QUALIFICATION METHOD			LOWEST NATURAL FREQUENCY			STATUS		RRS	
REQUIRED INPUT (ZPA) H/V	ANALYSIS	TEST FREQUENCY	TEST DIRECTION	F/B (Hz)	S/S (Hz)	V (Hz)	QUALIFICATION	INSTALLATION	FIGURE REF.	CODES AND STANDARDS
.80/.90	-	SF	SD	F1	F1	F1	a	a	X2CR6-01 -02 -03 -04	IEEE 323-74 IEEE-344-75
.80/.90	-	SF	SD	F1	F1	F1	a	a	X2CR6-01 -02 -03 -04	IEEE 323-74 344-75
.80/.90	D	-	-	F1	F1	F1	a	b	X2CR6-01 -02 -03 -04	ANSI B31.1 344-75
.80/.90	-	SF	SD	F1	F1	F1	a	a	X2CR06-01 -02 -03 -04	IEEE 323-74 344-75
.80/.90	-	SF	SD	F1	F1	F1	a	d	X2CR6-01 -02 -03 -04	IEEE 323-74 344-75

5064s/12 - copy of 0571n

TI APERTURE CARD

Also Available On Aperture Card

MASTE

SEISMIC AND DYNAMIC QUALIFICATION SUMM

PLANT NAME: VOGTLE ELECTRIC GENERATING PLANT

DOCKET NO.: 50-424 & 50-425

UTILITY: GEORGIA

THE SUPPLIER IS: X A/E ____ NSSS

FOR EQU

	EQUIPMENT				LOCATION		LOADS	
TAG NO.	TYPE AND DESCRIPTION	MANUFACTURER AND MODEL NO.	QUALIFICATION REPORT NO.	QUANTITY	BUILDING AND ELEVATION	MOUNTING	SEISMIC	OTDYN
2HV12050 -51 -53 -54	72" X 72" DAMPER WITH LIMITORQUE MOTOR ACTUATOR	QAD LOW LEAKAGE GROUP LIMITORQUE SMC-04-3/H1BC	NQS REPORT 1027-1 -2 FHI #30015 #B0058	4	DIESEL GENERATOR 225'	HM	X	N
2ZSC12050 -51 -53 -54 2ZSO12050 -51 -53 -54	LIMIT SWITCH	NAMCO CONTROLS EA-180-31302 EA-180-32302	QTR-105	8	DIESEL GENERATOR 255'	EM	X	N
2HV12052	69" X 69" DAMPER WITH LIMITORQUE ELECTRIC ACTUATOR	QAD LOW LEAKAGE GROUP LIMITORQUE SMC-04-3/H0BC	NQS REPORT 1027-1 -2 FHI #30015 #B0058	1	DIESEL GENERATOR 255'	HM	X	N
2HV12055	69" X 69" DAMPER WITH LIMITORQUE ELECTRIC ACTUATOR	QAD LOW LEAKAGE GROUP LIMITORQUE SMC-04-3/H0BC	NQS REPORT 1027-1 -2 FHI #30015 #B0058	1	DIESEL GENERATOR 255'	HM	X	N

5064s/13 - copy of 0571n

R LISTING
ARY AND STATUS OF SAFETY RELATED EQUIPMENT

POWER COMPANY A/E: BECHTEL NSSS: WESTINGHOUSE X4AJ20
PAGE: 141 OF 283

IPMENT LISTED BELOW ____ OTHER SAFETY SYSTEM: DIESEL GENERATOR BLDG. HVAC SYSTEM

CONSIDERED		QUALIFICATION METHOD			LOWEST NATURAL FREQUENCY			STATUS		RRS	
HER AMIC	REQUIRED INPUT (ZPA) H/V	ANALYSIS	TEST FREQUENCY	TEST DIRECTION	F/B (Hz)	S/S (Hz)	V (Hz)	QUALIFICATION	INSTALLATION	FIGURE REF.	CODES AND STANDARDS
/A	.80/.90	-	-	-	F1	F1	F1	a	a	X2CR6-01 -02 -03 -04	IEEE-323-74 -344-75
/A	.80/.90	-	SF	SD	F1	F1	F1	a	a	X2CR6-01 -02 -03 -04	IEEE-323-74 -344-75
/A	.80/.90	-	-	-	F1	F1	F1	a	a	X2CR60-01 -02 -03 -04	IEEE-323-74 -344-75
/A	.80/.90	S	-	-	F1	F1	F1	a	a	X2CR6-01 -02 -03 -04	IEEE-323-74 -344-75

5064s/14 - copy of 0571n

TI
APERTURE
CARD

Also Available On
Aperture Card

MASTER
SEISMIC AND DYNAMIC QUALIFICATION SUMMA

PLANT NAME: VOGTLE ELECTRIC GENERATING PLANT DOCKET NO.: 50-424 & 50-425 UTILITY: GEORGIA P

THE SUPPLIER IS: X A/E ___ NSSS FOR EQUI

	EQUIPMENT				LOCATION		LOADS	
TAG NO.	TYPE AND DESCRIPTION	MANUFACTURER AND MODEL NO.	QUALIFICATION REPORT NO.	QUANTITY	BUILDING AND ELEVATION	MOUNTING	SEISMIC	OTHER DYNA
2TISH12101 2TISH12100 2TISH12051 2TISH12054	TEMPERATURE CONTROLLER (CONTROLLER)	UNITED ELECTRIC CO. 802-6AS, M300, M320	ACTION REPORT 17255	4	N/A	CW	X	N/A
2TISH12101 2TISH12100 -12051 -12054	TEMPERATURE CONTROLLER (THERMOWELL & SENSOR)	UNITED ELECTRIC CO. 802-6AS, M300, M320	ACTION REPORT 17255	4	DGB 254'	LM	X	N/A
2FS12087 -88	FLOW SWITCH (REMOTE ELECTRONICS)	FLUID COMPONENTS INC. FR72-4	FCI REPORT NO. 708342	2	DGB 254'	CW	X	N/A

5064s/15 - copy of 0571n

LISTING
RY AND STATUS OF SAFETY RELATED EQUIPMENT

OWER COMPANY A/E: BECHTEL NSSS: WESTINGHOUSE

PMENT LISTED BELOW ___ OTHER SAFETY SYSTEM: DIESEL GENERATOR BLDG. HVAC SYSTEM

CONSIDERED ER MIC	REQUIRED INPUT (ZPA) H/V	QUALIFICATION METHOD: ANALYSIS	TEST FREQUENCY	TEST DIRECTION	LOWEST NATURAL FREQUENCY: F/B (Hz)	S/S (Hz)	V (Hz)	STATUS: QUALIFICATION	INSTALLATION	RRS: FIGURE REF.	CODES AND STANDARDS
A	0.57/0.69	-	MF	MD	F1	F1	F1	a	a	X2CR3-21 -22 -23 -24	IEEE 323-74 IEEE-344-75
A	4.5/4.5	-	SF	MD	F1	F1	F1	a	a	X2CR3-21 -22 -23 -24	IEEE 323-74 344-75
A	0.40/0.32	-	MF	MD	F1	F1	F1	a	a	X2CR7-5 -6 -7 -8	IEEE 323-74 344-75

5064s/16 - copy of 0571n

TI
APERTURE
CARD

Also Available On
Aperture Card

MASTER
SEISMIC AND DYNAMIC QUALIFICATION SUMMAR

PLANT NAME: VOGTLE ELECTRIC GENERATING PLANT DOCKET NO.: 50-424 & 50-425 UTILITY: GEORGIA PO

THE SUPPLIER IS: X A/E ____ NSSS FOR EQUIP

	EQUIPMENT				LOCATION		LOADS C	
TAG NO.	TYPE AND DESCRIPTION	MANUFACTURER AND MODEL NO.	QUALIFICATION REPORT NO.	QUANTITY	BUILDING AND ELEVATION	MOUNT-ING	SEIS-MIC	OTHE DYNAM
2PSV9010 -11 -12 -13	NUCLEAR SAFETY VALVES AND RELIEF VALVES	CROSBY VALVE AND GAGE CO. 2J3J0-25 -WR	WYLE REACT #46363-1 (CROSBY # 4042) DESIGN RPT EC-965	4	OUTSIDE AREA 215' LINE MTD BUT DIRECTLY MTD ON FUEL OIL STOR. TK	EM LM	X	N/R

5065s/5 - copy of 0571n

LISTING
Y AND STATUS OF SAFETY RELATED EQUIPMENT

VER COMPANY A/E: BECHTEL NSSS: WESTINGHOUSE

MENT LISTED BELOW ____ OTHER SAFETY SYSTEM: DIESEL GENERATOR FUEL OIL SYSTEM

ONSIDERED REQUIRED INPUT (ZPA) H/V	QUALIFICATION METHOD: ANALYSIS	QUALIFICATION METHOD: TEST FREQUENCY	QUALIFICATION METHOD: TEST DIRECTION	LOWEST NATURAL FREQUENCY: F/B (Hz)	LOWEST NATURAL FREQUENCY: S/S (Hz)	LOWEST NATURAL FREQUENCY: V (Hz)	STATUS: QUALIFICATION	STATUS: INSTALLATION	RRS: FIGURE REF.	CODES AND STANDARDS
.63/.92 2.1/2.1	X	SF, MF	MD	F1	F1	F1	a	a	X2CR6-07 RIM	ASME III IEEE-323-74 -344-75

5065s/6 - copy of 0571n

TI APERTURE CARD

Also Available On Aperture Card

MASTE

SEISMIC AND DYNAMIC QUALIFICATION SUMM

PLANT NAME: VOGTLE ELECTRIC GENERATING PLANT

DOCKET NO.: 50-424 & 50-425

UTILITY: GEORGIA

THE SUPPLIER IS: X A/E ____ NSSS

FOR EQU

	EQUIPMENT				LOCATION		LOADS	
TAG NO.	TYPE AND DESCRIPTION	MANUFACTURER AND MODEL NO.	QUALIFICATION REPORT NO.	QUANTITY	BUILDING AND ELEVATION	MOUNTING	SEIS-MIC	OT DYN
2PT9014 -15	PRESSURE & DIFFERENTIAL PRESSURE TRANSMITTER	RESEMONT MODEL 1153 SERIES B	103025 108026	2	DG 219'	RM & CW	X	N

5065s/7 - copy of 0571n

R LISTING
ARY AND STATUS OF SAFETY RELATED EQUIPMENT

POWER COMPANY A/E: BECHTEL NSSS: WESTINGHOUSE X5AD04
PAGE: 144 OF 283

IPMENT LISTED BELOW ____ OTHER SAFETY SYSTEM: DIESEL GENERATOR FUEL OIL SYSTEM

CONSIDERED		QUALIFICATION METHOD			LOWEST NATURAL FREQUENCY			STATUS		RRS	
HER DAMIC	REQUIRED INPUT (ZPA) H/V	ANALYSIS	TEST FREQUENCY	TEST DIRECTION	F/B (Hz)	S/S (Hz)	V (Hz)	QUALIFICATION	INSTALLATION	FIGURE REF.	CODES AND STANDARDS
/A	.8/.9	-	MF	MD	F1	F1	F1	a	a	X2CA[illegible]-01 -02 -03 -04	IEEE-323-74 -344-75

5065s/8 - copy of 0571n

TI APERTURE CARD

Also Available On Aperture Card

MASTER
SEISMIC AND DYNAMIC QUALIFICATION SUMMA

PLANT NAME: VOGTLE ELECTRIC GENERATING PLANT DOCKET NO.: 50-424 & 50-425 UTILITY: GEORGIA P

THE SUPPLIER IS: X A/E ___ NSSS FOR EQUI

	EQUIPMENT				LOCATION		LOADS	
TAG NO.	TYPE AND DESCRIPTION	MANUFACTURER AND MODEL NO.	QUALIFICATION REPORT NO.	QUANTITY	BUILDING AND ELEVATION	MOUNTING	SEISMIC	OTH DYNA
2LSH9020 -21 2LSL9020 -21 2LSLL9020 -21	LEVEL FLOAT SWITCH	MAGNETROL INTERNATIONAL INC. BCS 751 S751-17-7-MPG-S1MD4DC	MAGNETROL JOB NO. C177 WYLE #43235-1	6	DIESEL GENERATOR 220'	EM	X	N/
2LSH9020 -21 2LSL9020 -21 2LSLL9020 -21	LEVEL FLOAT SWITCH	MAGNETROL INTERNATIONAL INC. BCS 751 S1MD4DC	MAGNETROL JOB NO. C177 WYLE #43215-1	6	DIESEL GENERATOR 220'	EM	X	N/

5065s/9 - copy of 0571n

LISTING
RY AND STATUS OF SAFETY RELATED EQUIPMENT

OWER COMPANY A/E: BECHTEL NSSS: WESTINGHOUSE X5AF02

PMENT LISTED BELOW ____ OTHER SAFETY SYSTEM: DIESEL GENERATOR FUEL OIL SYSTEM

CONSIDERED		QUALIFICATION METHOD			LOWEST NATURAL FREQUENCY			STATUS		RRS	
ER MIC	REQUIRED INPUT (ZPA) H/V	ANALYSIS	TEST FREQUENCY	TEST DIRECTION	F/B (HZ)	S/S (HZ)	V (HZ)	QUALIFICATION	INSTALLATION	FIGURE REF.	CODES AND STANDARDS
A	3.0/4.0	-	MF	MD	F3	F3	F1	a	a	X2CR6-01 -02 -03 -04	IEEE-323-74 -344-75
A	3.0/4.0	-	MF	MD	F3	F3	F1	a	a	NOTE 4	IEEE-323-74 -344-75

5065%/10 - copy of 0571n

TI
APERTURE
CARD

Also Available On
Aperture Card

8805240295-145

MASTE

SEISMIC AND DYNAMIC QUALIFICATION SUMM

PLANT NAME: VOGTLE ELECTRIC GENERATING PLANT DOCKET NO.: 50-424 & 50-425 UTILITY: GEORGIA

THE SUPPLIER IS: X A/E ___ NSSS FOR EQU

	EQUIPMENT				LOCATION		LOADS	
TAG NO.	TYPE AND DESCRIPTION	MANUFACTURER AND MODEL NO.	QUALIFICATION REPORT NO.	QUANTITY	BUILDING AND ELEVATION	MOUNTING	SEISMIC	OT DYN
22403P4001 -2 -3 -4	DIESEL FUEL OIL TRANSFER PUMPS	JOHNSTON PUMP COMPANY 6AXC BOWL ASSEMBLY 7 STAGE	ME-633 & 179-0022	4	PUMP HOUSE 212'	EM	X	N
22403P4001M01 -002 -003 -004	RANDOM WOUND MOTOR	SIEMENS-ALLIS INC. VIT 3 X 6 ALC 2 STAGE	ME-803	4	PUMP HOUSE 212'	EM	X	N

5066s/5 - copy of 0571n

R LISTING
ARY AND STATUS OF SAFETY RELATED EQUIPMENT

POWER COMPANY A/E: BECHTEL NSSS: WESTINGHOUSE X4AF04
PAGE: 146 OF 283

IPMENT LISTED BELOW ____ OTHER SAFETY SYSTEM: DIESEL GENERATOR SYSTEM

CONSIDERED		QUALIFICATION METHOD			LOWEST NATURAL FREQUENCY			STATUS		RRS	
HER AMIC	REQUIRED INPUT (ZPA) H/V	ANALYSIS	TEST FREQUENCY	TEST DIRECTION	F/B (Hz)	S/S (Hz)	V (Hz)	QUALIFICATION	INSTALLATION	FIGURE REF.	CODES AND STANDARDS
/A	.65/.65	S	-	-	F3	F3	F1	a	a	X2CR6-07 -08	ASME III
/A	1.7/1.0	S	-	-	F1	F1	F1	a	a	X2CR6-07 -08	IEEE 323-74 -344-75

5066s/6 - copy of 0571n

TI
APERTURE
CARD

Also Available On
Aperture Card

8805240295 -146

MASTE
SEISMIC AND DYNAMIC QUALIFICATION SUMM

PLANT NAME: VOGTLE ELECTRIC GENERATING PLANT DOCKET NO.: 50-424 & 50-425 UTILITY: GEORGIA

THE SUPPLIER IS: X A/E ___ NSSS FOR EQU

	EQUIPMENT				LOCATION		LOADS	
TAG NO.	TYPE AND DESCRIPTION	MANUFACTURER AND MODEL NO.	QUALIFICATION REPORT NO.	QUANTITY	BUILDING AND ELEVATION	MOUNT-ING	SEIS-MIC	OT DYN
22403G4001 -4002	DIESEL ENGINE	TDI DSRV-16-4	76021-721-1	2	DIESEL GENERATOR 220'	CF	X	
N/A	GOVERNOR	TDI EGB-3SC	76021-721-1	2	DIESEL GENERATOR 220'	EM	X	
N/A	OVERSPEED TRIP	TDI F-061-047	76021-721-1	2	DIESEL GENERATOR 220'	EM	X	
N/A	INTERCOOLER	TDI F-068-077	76021-721-1	4	DIESEL GENERATOR 220'	EM	X	
22403G4001R05 -6 22403G4002R05 -6	TURBO CHARGER	TDI BC090GA	76021-721-1	4	DIESEL GENERATOR 220'	EM	X	

5066s/7 - copy of 0571n

R LISTING
ARY AND STATUS OF SAFETY RELATED EQUIPMENT

POWER COMPANY A/E: BECHTEL NSSS: WESTINGHOUSE X4AK01

IPMENT LISTED BELOW ____ OTHER SAFETY SYSTEM: DIESEL GENERATOR SYSTEM

CONSIDERED		QUALIFICATION METHOD			LOWEST NATURAL FREQUENCY			STATUS		RRS	
HER AMIC	REQUIRED INPUT (ZPA) H/V	ANALYSIS	TEST FREQUENCY	TEST DIRECTION	F/B (Hz)	S/S (Hz)	V (Hz)	QUALIFICATION	INSTALLATION	FIGURE REF.	CODES AND STANDARDS
-	.36/.31	X	N/A	N/A	F1	F1	F1	a	a	X2CR7-01 -02 -03 -04	DEMA IEEE-323-74 -344-75
-	.36/.31	N/A	MF	MD	F1	F1	F1	a	N/A	X2CR7-01 -02 -03 -04	DEMA IEEE-323-74 -344-75
-	.36/.31	N/A	MF	MD	F1	F1	F1	a	N/A	X2CR7-01 -02 -03 -04	DEMA IEEE-323-74 -344-75
-	.36/.31	N/A	MF	MD	F1	F1	F1	a	N/A	X2CR7-01 -02 -03 -04	ASME III TEMA R
-	.36/.31	N/A	MF	MD	F1	F1	F1	a	a	X2CR7-01 -02 -03 -04	DEMA IEEE-323-74 -344-75

5066s/8 - copy of 0571n

TI APERTURE CARD

Also Available On Aperture Card

MASTER
SEISMIC AND DYNAMIC QUALIFICATION SUMMA

PLANT NAME: VOGTLE ELECTRIC GENERATING PLANT DOCKET NO.: 50-424 & 50-425 UTILITY: GEORGIA P

THE SUPPLIER IS: X A/E ____ NSSS FOR EQUI

	EQUIPMENT				LOCATION		LOADS	
TAG NO.	TYPE AND DESCRIPTION	MANUFACTURER AND MODEL NO.	QUALIFICATION REPORT NO.	QUANTITY	BUILDING AND ELEVATION	MOUNTING	SEISMIC	OTH DYNA
22403G4001001 -2001	GENERATOR	TDI 176*2170/173	76021-724	2	DIESEL GENERATOR 220'	CF	X	X
22403G4001P10 -2P10	ENGINE DRIVEN FUEL OIL PUMP	TDI TYPE: 1	76021-721-1	2	DIESEL GENERATOR 220'	EM	X	-
22403G4001F05 -2F05	ON-ENGINE FUEL OIL FILTER	TDI HILCI (511-150-1) DUPLEX	76021-721-1	2	DIESEL GENERATOR 220'	EM	X	-
22403G4001F06 -2F06	ON-ENGINE FUEL OIL STRAINER	00136 ASSEMBLY D3J2 4XDL	76021-721-1	2	DIESEL GENERATOR 220'	EM	X	-
2PSV9082 -83	FUEL OIL BACK PRESSURE RELIEF VALVE	FULFLO VALVE CO. SVSF 6054-15C	76021-721-2	2	DIESEL GENERATOR 228'	EM	X	-

5066s/9 - copy of 0571n

LISTING
RY AND STATUS OF SAFETY RELATED EQUIPMENT

OWER COMPANY A/E: BECHTEL NSSS: WESTINGHOUSE X4AK01

PMENT LISTED BELOW ____ OTHER SAFETY SYSTEM: DIESEL GENERATOR SYSTEM

CONSIDERED ER MIC	QUALIFICATION METHOD: REQUIRED INPUT (ZPA) H/V	ANALYSIS	TEST FREQUENCY	TEST DIRECTION	LOWEST NATURAL FREQUENCY: F/B (Hz)	S/S (Hz)	V (Hz)	STATUS: QUALIFICATION	INSTALLATION	RRS: FIGURE REF.	CODES AND STANDARDS
	.36/.31	X	N/A	N/A	F3	F1	F1	a	a	X2CR7-01 -02 -03 -04	ANSI C50.10,12-65 NEMA MG-1-67 DEMA IEEE-323-74 -344-75
	.36/.31	N/A	MF	MD	F1	F1	F1	a	a	X2CR7-01 -02 -03 -04	DEMA IEEE-323-74 -344-75
	.36/.31	N/A	MF	MD	F3	F3	F1	a	a	X2CR7-01 -02 -03 -04	DEMA IEEE-323-74 -344-75
	.36/.31	N/A	MF	MD	F1	F1	F1	a	a	X2CR7-01 -02 03 04	DEMA IEEE-323-74 -344-75
	.40/.32	N/A	MF	MD	F1	F3	F1	a	a	X2CR7-05 -06 -07 -08	DEMA IEEE-323-74 -344-75

5066s/10 - copy of 0571n

TI
APERTURE
CARD

Also Available On
Aperture Card

8805240295 -148

MASTER

SEISMIC AND DYNAMIC QUALIFICATION SUMMA

PLANT NAME: VOGTLE ELECTRIC GENERATING PLANT

DOCKET NO.: 50-424 & 50-425

UTILITY: GEORGIA P

THE SUPPLIER IS: X A/E ___ NSSS

FOR EQUI

TAG NO.	EQUIPMENT: TYPE AND DESCRIPTION	EQUIPMENT: MANUFACTURER AND MODEL NO.	EQUIPMENT: QUALIFICATION REPORT NO.	EQUIPMENT: QUANTITY	LOCATION: BUILDING AND ELEVATION	LOCATION: MOUNTING	LOADS: SEISMIC	LOADS: OTH DYNA
2240JG4001T02 -2T02	LUBE OIL SUMP TANK	TRANSAMERICA DELAVAL	76021-722	2	DIESEL GENERATOR 220'	EM	X	
2240JG4001P09 -2P09	ENGINE DRIVEN LUBE OIL PUMP	DELAVAL TUB ASSEMBLY #1A-2874	76021-721-1	2	DIESEL GENERATOR 220'	EM	X	
2240JG4001L04 -2E04	LUBE OIL COOLER	THERMXCHANGER 2222	76021-722	2	DIESEL GENERATOR 220'	CF	X	
2240JG4001F07 -2F07	LUBE OIL DUPLEX FILTER	18443-P9-3-GFG2K2	76021-721-1	2	DIESEL GENERATOR 220'	EM	X	
2240JG4001F09 -10 2240JG4002F09 -10	LUBE OIL STRAINER	00736 ASSEMBLY R9W1601	76021-721-1	4	DIESEL GENERATOR 220'	EM	X	

5066s/11 - copy of 0571n

LISTING
RY AND STATUS OF SAFETY RELATED EQUIPMENT

OWER COMPANY A/E: BECHTEL NSSS: WESTINGHOUSE X4AK01

PMENT LISTED BELOW ___ OTHER SAFETY SYSTEM: DIESEL GENERATOR SYSTEM

ER MIC	CONSIDERED REQUIRED INPUT (ZPA) H/V	QUALIFICATION METHOD ANALYSIS	TEST FREQUENCY	TEST DIRECTION	LOWEST NATURAL FREQUENCY F/D (Hz)	S/S (Hz)	V (Hz)	STATUS QUALIFICATION	INSTALLATION	RRS FIGURE REF.	CODES AND STANDARDS
	.36/.31	S	N/A	N/A	F1	F1	F1	a	a	X2CR7-01 -02 -03 -04	ASME III DEMA IEEE-323-74 -344-75
	.36/.31	N/A	MF	MD	F1	F1	F1	a	a	X2CR7-01 -02 -03 -04	DEMA IEEE-323-74 -344-75
	.36/.31	S	N/A	N/A	F1	F1	F1	a	a	X2CR7-01 -02 -03 -04	ASME III TEMA R DEMA IEEE-323-74 -344-75
	.36/.31	N/A	MF	MD	F3	F3	F1	a	a	X2CR7-01 -02 -03 -04	DEMA IEEE-323-74 -344-75
	.36/.31	N/A	MF	MD	F3	F3	F1	a	a	X2CR7-01 -02 -03 -04	DEMA IEEE-323-74 -344-75

5066s/12 - copy of 0571n

TI
APERTURE
CARD

Also Available On
Aperture Card

8805240295 -149

MASTER
SEISMIC AND DYNAMIC QUALIFICATION SUMMAR

PLANT NAME: VOGTLE ELECTRIC GENERATING PLANT DOCKET NO.: 50-424 & 50-425 UTILITY: GEORGIA PO

THE SUPPLIER IS: X A/E ___ NSSS FOR EQUI

	EQUIPMENT				LOCATION		LOADS C	
TAG NO.	TYPE AND DESCRIPTION	MANUFACTURER AND MODEL NO.	QUALIFICATION REPORT NO.	QUANTITY	BUILDING AND ELEVATION	MOUNT-ING	SEIS-MIC	OTHE DYNAM
22403G4001P07 -2P07	LUBE OIL KEEPWARM PUMP	GG3DH5-250	76021-721	2	DIESEL GENERATOR 220'	EM	X	-
22403G4001F08 -2F08	LUBE OIL KEEPWARM FILTER	18444-P3-2-25FG2K1	76021-721-1	2	DIESEL GENERATOR 220'	EM	X	-
22403G4001F11 -2F11	LUBE OIL KEEPWARM STRAINER	00736 ASSY. 07W231704	76021-721-1	2	DIESEL GENERATOR 220'	EM	X	-
22403G4001T01 -2T01	STAND PIPE	TRANSAMERICA DELAVAL	76021-732	2	DIESEL GENERATOR 220'	CF	X	-

5066s/13 - copy of 0571n

LISTING
AND STATUS OF SAFETY RELATED EQUIPMENT

WER COMPANY A/E: BECHTEL NSSS: WESTINGHOUSE X4AK01

MENT LISTED BELOW ____ OTHER SAFETY SYSTEM: DIESEL GENERATOR SYSTEM

ONSIDERED	QUALIFICATION METHOD			LOWEST NATURAL FREQUENCY			STATUS		RRS	
R IC	REQUIRED INPUT (ZPA) H/V	ANALYSIS	TEST FREQUENCY	TEST DIRECTION	F/B (HZ)	S/S (HZ)	V (HZ)	QUALIFICATION	INSTALLATION	FIGURE REF.	CODES AND STANDARDS
	.36/.31	N/A	MF	MD	F1	F1	F1	a	a	X2CR7-01 -02 -03 -04	ASME III DEMA IEEE-323-74 -344-75
	.36/.31	N/A	MF	MD	F3	F3	F1	a	a	X2CR7-01 -02 -03 -04	DEMA IEEE-323-74 -344-75
	.36/.31	N/A	MF	MD	F1	F1	F1	a	a	X2CR7-01 -02 -03 -04	DEMA IEEE-323-74 -344-75
	.36/.31	S	N/A	N/A	F1	F1	F1	a	a	X2CR7-01 -02 -03 -04	ASME III DEMA IEEE-323-74 -344-75

5066s/14 - copy of 0571n

TI
APERTURE
CARD

Also Available On
Aperture Card

8805240295 -150

MASTE

SEISMIC AND DYNAMIC QUALIFICATION SUMM

PLANT NAME: VOGTLE ELECTRIC GENERATING PLANT DOCKET NO.: 50-424 & 50-425 UTILITY: GEORGIA

THE SUPPLIER IS: X A/E ____ NSSS FOR EQU

TAG NO.	EQUIPMENT TYPE AND DESCRIPTION	MANUFACTURER AND MODEL NO.	QUALIFICATION REPORT NO.	QUANTITY	LOCATION BUILDING AND ELEVATION	MOUNTING	LOADS SEISMIC	LOADS OTHER DYN
22403G4001P08 -2P08	ENGINE DRIVEN JACKET WATER PUMP	DELAVAL TUB. ASSBLY. 1A-6110	76021-721-1	2	DIESEL GENERATOR 220'	EM	X	
22403G4001E03 -2E03	JACKET WATER COOLER	THERMXCHANGER 2422	76021-722	2	DIESEL GENERATOR 220'	CF	X	
21CV19096 -97	JACKET WATER THERMOSTATIC VALVE	BDOC-165-01	76021-721-1	2	DIESEL GENERATOR 220'	EM	X	
22403G4001P04 -2P04	JACKET WATER KEEPWARM PUMP	GC-11/2K-152H-15	76021-721-1	2	DIESEL GENERATOR 210'	EM	X	

5066s/15 - copy of 0571n

R LISTING
ARY AND STATUS OF SAFETY RELATED EQUIPMENT

POWER COMPANY A/E: BECHTEL NSSS: WESTINGHOUSE X4AK01
PAGE: 151 OF 283

IPMENT LISTED BELOW ____ OTHER SAFETY SYSTEM: DIESEL GENERATOR SYSTEM

CONSIDERED		QUALIFICATION METHOD			LOWEST NATURAL FREQUENCY			STATUS		RRS	
HER DYNAMIC	REQUIRED INPUT (ZPA) H/V	ANALYSIS	TEST FREQUENCY	TEST DIRECTION	F/B (HZ)	S/S (HZ)	V (HZ)	QUALIFICATION	INSTALLATION	FIGURE REF.	CODES AND STANDARDS
-	.36/.31	N/A	MF	MD	F1	F1	F1	a	a	X2CR7-01 -02 -03 -04	DEMA IEEE-323-74 -344-75
-	.36/.31	S	N/A	N/A	F3	F3	F3	a	a	X2CR7-01 -02 -03 -04	ASME III TEMA R
-	.36/.31	N/A	MF	MD	F1	F1	F1	a	a	X2CR7-01 -02 -03 -04	DEMA IEEE-323-74 -344-75
-	.36/.31	N/A	MF	MD	F3	F3	F3	a	a	X2CR7-01 -02 -03 -04	ASME III DEMA IEEE-323-74 -344-75

5066s/16 - copy of 0571n

TI APERTURE CARD

Also Available On Aperture Card

8805240295 -151

MASTER
SEISMIC AND DYNAMIC QUALIFICATION SUMMA

DOCKET NO.: 50-424 & 50-425 UTILITY: GEORGIA P

PLANT NAME: VOGTLE ELECTRIC GENERATING PLANT

THE SUPPLIER IS: X A/E ____ NSSS FOR EQUI

	EQUIPMENT				LOCATION		LOADS	
TAG NO.	TYPE AND DESCRIPTION	MANUFACTURER AND MODEL NO.	QUALIFICATION REPORT NO.	QUANTITY	BUILDING AND ELEVATION	MOUNTING	SEISMIC	OTH DYNA
N/A	AUXILIARY SKID	TRANSAMERICA DELAVAL	76021-722	2	DIESEL GENERATOR 220'	CF	X	-
22403G4001V01 -1V02 22403G4002V01 -2V02	STARTING AIR RECEIVER	TRANSAMERICA DELAVAL #76021-128	76021-722	4	DIESEL GENERATOR 220'	CF	X	-
2HV9068A -B 2HV9069A -B 2HV9070A -B 2HV9071A -B	STARTING AIR ADMISSION V.	73603	76021-721-1	8	DIESEL GENERATOR 220'	EM	X	-
22403P5DG2 -4	ENGINE CONTROL PANEL	CUSTOM MADE	76021-723	2	DIESEL GENERATOR 220'	CF	X	-
22403P5DG1 -3	GENERATOR CONTROL PANEL	CUSTOM MADE	76021-723	2	DIESEL GENERATOR 220'	CF	X	-

5066s/17 - copy of 0571n

LISTING
RY AND STATUS OF SAFETY RELATED EQUIPMENT

OWER COMPANY A/E: BECHTEL NSSS: WESTINGHOUSE X4AK01

PMENT LISTED BELOW ____ OTHER SAFETY SYSTEM: DIESEL GENERATOR SYSTEM

CONSIDERED		QUALIFICATION METHOD			LOWEST NATURAL FREQUENCY			STATUS		RRS	
ER MIC	REQUIRED INPUT (ZPA) H/V	ANALYSIS	TEST FREQUENCY	TEST DIRECTION	F/B (HZ)	S/S (HZ)	V (HZ)	QUALIFICATION	INSTALLATION	FIGURE REF.	CODES AND STANDARDS
	.36/.31	S/D	N/A	N/A	F1	F1	F1	a	N/A	X2CR7-01 -02 -03 -04	DEMA
	.36/.31	S	N/A	N/A	F1	F1	F1	a	a	X2CR7-01 -02 -03 -04	ASME III DEMA IEEE-323-74 -344-75
	.36/.31	N/A	MF	MD	-	-	-	a	a	X2CR7-01 -02 -03 -04	DEMA IEEE-323-74 -344-75
	.36/.31	N/A	MF	MD	F3	F3	F3	a	a	X2CR7-01 -02 -03 -04	DEMA IEEE-323-74 -344-75
	.36/.31	N/A	MF	MD	F3	F3	F3	a	a	X2CR7-01 -02 -03 -04	DEMA IEEE-323-74 -344-75

5066s/18 - copy of 0571n

TI APERTURE CARD

Also Available On Aperture Card

8805240295 - 152

MASTER
SEISMIC AND DYNAMIC QUALIFICATION SUMMA

PLANT NAME: VOGTLE ELECTRIC GENERATING PLANT DOCKET NO.: 50-424 & 50-425 UTILITY: GEORGIA P

THE SUPPLIER IS: __X__ A/E ____ NSSS FOR EQUI

	EQUIPMENT				LOCATION		LOADS	
TAG NO.	TYPE AND DESCRIPTION	MANUFACTURER AND MODEL NO.	QUALIFICATION REPORT NO.	QUANTITY	BUILDING AND ELEVATION	MOUNTING	SEISMIC	OTHER DYNAM
22403T3NGA -B	NEUTRAL GROUNDING CABINET	CUSTOM MADE	76021-723	2	DIESEL GENERATOR 220'	CF	X	-
22403G4001F01 -4002	INTAKE AIR FILTER	AMERICAN AIR FILTER A63P-1226430-B	76021-722	2	DIESEL GENERATOR 255'	CF	X	-
22403U4791 -92	6 INCH FOOT VALVE	CLEARFLOW VALVE TDI-PART # KF-005-000	76021-748	2	DIESEL GENERATOR 220'	LM	X	-
2PCV9100 -101 -102 -103	3 INCH PRESSURE REGULATING VALVE	TDI-PART # 00-420-01	76021-748	4	DIESEL GENERATOR 220'	LM	X	-

5066s/19 - copy of 0571n

LISTING
RY AND STATUS OF SAFETY RELATED EQUIPMENT

OWER COMPANY A/E: BECHTEL NSSS: WESTINGHOUSE

PMENT LISTED BELOW ____ OTHER SAFETY SYSTEM: DIESEL GENERATOR SYSTEM

CONSIDERED	QUALIFICATION METHOD			LOWEST NATURAL FREQUENCY			STATUS		RRS	
REQUIRED INPUT (ZPA) H/V	ANALYSIS	TEST FREQUENCY	TEST DIRECTION	F/B (Hz)	S/S (Hz)	V (Hz)	QUALIFICATION	INSTALLATION	FIGURE REF.	CODES AND STANDARDS
.36/.31	N/A	MF	MD	F3	F3	-	a	b	X2CR7-01 -02 -03 -04	DEMA IEEE-323-74 -344-75
.40/.32	D	N/A	N/A	F3	F3	F3	b	a a	X2CR7-05 -06 -07 -08	DEMA IEEE-323-74 -344-75
.36/.31	N/A	SF	SD	F1	F1	F1	a	b	X2CR7-01 -02 -03 -04	DEMA IEEE-323-74 -344-75
.36/.31	N/A	SF	SD	F1	F1	F1	a	a	X2CR7-01 -02 -03 -04	DEMA IEEE-323-74 -344-75

5066s/20 - copy of 0571n

TI
APERTURE
CARD

Also Available On
Aperture Card

8805240295 - 153

MASTE

SEISMIC AND DYNAMIC QUALIFICATION SUMM

PLANT NAME: VOGTLE ELECTRIC GENERATING PLANT DOCKET NO.: 50-424 & 50-425 UTILITY: GEORGIA

THE SUPPLIER IS: X A/E ___ NSSS FOR EQU

	EQUIPMENT				LOCATION		LOADS	
TAG NO.	TYPE AND DESCRIPTION	MANUFACTURER AND MODEL NO.	QUALIFICATION REPORT NO.	QUANTITY	BUILDING AND ELEVATION	MOUNTING	SEIS-MIC	OTHER DYN
22403G4001F03 -4 22403G4002F03 -4	INTAKE AIR SILENCER	AMERICAN AIR FILTER TDM-ZA-4R	76021-722	4	DIESEL GENERATOR 220'	LM	X	
22403G4001F02 -2F02	EXHAUST SILENCER	RILEY BEAIRD CORPORATE DWG #5-799-15-2	76021-722	2	DIESEL GENERATOR 255'	CF	X	

5066s/21 - copy of 0571n

R LISTING
ARY AND STATUS OF SAFETY RELATED EQUIPMENT

POWER COMPANY A/E: BECHTEL NSSS: WESTINGHOUSE X4AK01
PAGE: 154 OF 283

PMENT LISTED BELOW ____ OTHER SAFETY SYSTEM: DIESEL GENERATOR SYSTEM

CONSIDERED		QUALIFICATION METHOD			LOWEST NATURAL FREQUENCY			STATUS		RRS	
HER AMIC	REQUIRED INPUT (ZPA) H/V	ANALYSIS	TEST FREQUENCY	TEST DIRECTION	F/B (HZ)	S/S (HZ)	V (HZ)	QUALIFICATION	INSTALLATION	FIGURE REF.	CODES AND STANDARDS
	.36/.31	D	N/A	N/A	F3	F3	F3	a	a	X2CR7-01 -02 -03 -04	DEMA IEEE-323-74 -344-75
	.40/.32	D	N/A	N/A	F3	F3	F3	a	a	X2CR7-05 -06 -07 -08	DEMA IEEE-323-74 -344-75

5066s/22 - copy of 0571n

TI
APERTURE
CARD

Also Available On
Aperture Card

8805240295-154

MASTE

SEISMIC AND DYNAMIC QUALIFICATION SUMM

PLANT NAME: VOGTLE ELECTRIC GENERATING PLANT

DOCKET NO.: 50-424 & 50-425

UTILITY: GEORGIA

THE SUPPLIER IS: X A/E ___ NSSS

FOR EQU

	EQUIPMENT				LOCATION		LOADS	
TAG NO.	TYPE AND DESCRIPTION	MANUFACTURER AND MODEL NO.	QUALIFICATION REPORT NO.	QUANTITY	BUILDING AND ELEVATION	MOUNT-ING	SEIS-MIC	OT DYN
VARIOUS	2"-600# CHECK VALVE	DRESSER IND. FIG 7440 W	SR-187	LOT	N/A	LM	X	N

5066s/23 - copy of 0571n

R LISTING
ARY AND STATUS OF SAFETY RELATED EQUIPMENT

POWER COMPANY A/E: BECHTEL NSSS: WESTINGHOUSE X4AR00
PAGE: 155 OF 283

IPMENT LISTED BELOW ____ OTHER SAFETY SYSTEM: DIESEL GENERATOR SYSTEM

CONSIDERED		QUALIFICATION METHOD			LOWEST NATURAL FREQUENCY			STATUS		RRS	
HER DYNAMIC	REQUIRED INPUT (ZPA) H/V	ANALYSIS	TEST FREQUENCY	TEST DIRECTION	F/B (Hz)	S/S (Hz)	V (Hz)	QUALIFICATION	INSTALLATION	FIGURE REF.	CODES AND STANDARDS
/A	4.5/4.5	S	N/A	N/A	F1	F1	F1	a	a	RIM	ASME III IEEE-344-75

5066s/24 - copy of 0571n

TI
APERTURE
CARD

Also Available On
Aperture Card

8805240295 -155

MASTE

SEISMIC AND DYNAMIC QUALIFICATION SUMM

PLANT NAME: VOGTLE ELECTRIC GENERATING PLANT DOCKET NO.: 50-424 & 50-425 UTILITY: GEORGIA

THE SUPPLIER IS: X A/E ____ NSSS FOR EQU

	EQUIPMENT				LOCATION		LOADS	
TAG NO.	TYPE AND DESCRIPTION	MANUFACTURER AND MODEL NO.	QUALIFICATION REPORT NO.	QUANTITY	BUILDING AND ELEVATION	MOUNTING	SEISMIC	OTH DYNA
2PVS-22404 -22405	NUCLEAR SAFETY VALVES AND RELIEF VALVES	CROSBY VALVE & GAGE CO. 3/4 X 1 JMB-WR	DESIGN REPORT EC-1101 FREQ. REPORT EC-1134	2	CONTROL 280'	LM	X	-

5067s/5 - copy of 0571n

R LISTING
ARY AND STATUS OF SAFETY RELATED EQUIPMENT

POWER COMPANY A/E: BECHTEL NSSS: WESTINGHOUSE

PMENT LISTED BELOW ____ OTHER SAFETY SYSTEM: DIESEL GENERATOR SYSTEM

CONSIDERED		QUALIFICATION METHOD			LOWEST NATURAL FREQUENCY			STATUS		RRS	
ER AMIC	REQUIRED INPUT (ZPA) H/V	ANALYSIS	TEST FREQUENCY	TEST DIRECTION	F/B (Hz)	S/S (Hz)	V (Hz)	QUALIFICATION	INSTALLATION	FIGURE REF.	CODES AND STANDARDS
	2.1/2.1	X	N/A	N/A	F1	F1	F1	B	B	RIM	ASME III IEEE-323-74 -344-75

5067s/6 - copy of 0571n

TI
APERTURE
CARD

Also Available On
Aperture Card

8805240295 -/56

MASTE

SEISMIC AND DYNAMIC QUALIFICATION SUMM

DOCKET NO.: 50-424 & 50-425 UTILITY: GEORGIA

PLANT NAME: VOGTLE ELECTRIC GENERATING PLANT

FOR EQU

THE SUPPLIER IS: X A/E ____ NSSS

	EQUIPMENT				LOCATION		LOADS	
TAG NO.	TYPE AND DESCRIPTION	MANUFACTURER AND MODEL NO.	QUALIFICATION REPORT NO.	QUANTITY	BUILDING AND ELEVATION	MOUNT-ING	SEIS-MIC	OT DYN
2HS3006A -3006B -3016A -3016B	CONTROL BOARD SWITCH MODULE	ELECTRO SWITCH MK2SPB-Q*	10390	4	CONTROL 220'	CM	X	N
2HS3026A -3026B -3036A -3036B	CONTROL BOARD SWITCH MODULE	ELECTRO SWITCH MK2SPB-Q*	10390	4	CONTROL 220'	CM	X	N
* Modified electroswitch, see Attachment A1, Section E.								

5067s/7 - copy of 0571n

LISTING
RY AND STATUS OF SAFETY RELATED EQUIPMENT

OWER COMPANY A/E: BECHTEL NSSS: WESTINGHOUSE X3AE01
PAGE: 157 OF 283

PMENT LISTED BELOW ____ OTHER SAFETY SYSTEM: ELECTRICAL & INSTRUMENT EQUIP. SYSTEM

CONSIDERED		QUALIFICATION METHOD			LOWEST NATURAL FREQUENCY			STATUS		RRS	
ER MIC	REQUIRED INPUT (ZPA) H/V	ANALYSIS	TEST FREQUENCY	TEST DIRECTION	F/B (HZ)	S/S (HZ)	V (HZ)	QUALIFICATION	INSTALLATION	FIGURE REF.	CODES AND STANDARDS
A	2.0/2.0	N/A	MF	MD	F1	F3	F3	a	a	ICS	IEEE-344-75
A	2.0/2.0	N/A	MF	MD	F1	F3	F3	a	a	ICS	IEEE-344-75

5067s/8 • copy of 0571n

TI
APERTURE
CARD

Also Available On
Aperture Card

8805240295 -157

MASTER
SEISMIC AND DYNAMIC QUALIFICATION SUMMAR

DOCKET NO.: 50-424 & 50-425 UTILITY: GEORGIA PO

PLANT NAME: VOGTLE ELECTRIC GENERATING PLANT

THE SUPPLIER IS: X A/E ___ NSSS FOR EQUIP

	EQUIPMENT				LOCATION		LOADS C	
TAG NO.	TYPE AND DESCRIPTION	MANUFACTURER AND MODEL NO.	QUALIFICATION REPORT NO.	QUANTITY	BUILDING AND ELEVATION	MOUNT-ING	SEIS-MIC	OTHE DYNAM
21818H3P08 -13 -17 -18 -52 -55	PENETRATION MEDIUM VOLTAGE	CONAX P/N 7856-10000 P/N 7856-10005	IPS-473, IPS-1215	6	CONTAINMENT BLDG 212' 9"	CW	X	-
21818H3P01 -02 -04 -21 -26 -29 -32 -33	PENETRATIONS LOW VOLTAGE (LARGE CONDUCTOR)	CONAX P/N 7856-10001	IPS-473	8	CONTAINMENT BLDG 212' 9"	CW	X	-
21818H3P58 -62 -63 -70	PENETRATIONS LOW VOLTAGE (LARGE CONDUCTOR)	CONAX P/N 7856-10001	IPS-473	4	CONTAINMENT BLDG 212' 9"	CW	X	-
21818H3P03 -05 -06 -07 -14 -22 -30 -34	PENETRATIONS LOW VOLTAGE (SMALL CONDUCTOR)	CONAX P/N 7856-10002	IPS-473	8	CONTAINMENT BLDG 212' 9"	CW	X	-
21818H3P37 -41 -51 -53 -54 -56 -57 -60	PENETRATIONS LOW VOLTAGE (SMALL CONDUCTOR)	CONAX P/N 7856-10002	IPS-473	8	CONTAINMENT BLDG 212' 9"	CW	X	-

5067s/9 - copy of 0571n

LISTING
Y AND STATUS OF SAFETY RELATED EQUIPMENT

WER COMPANY A/E: BECHTEL NSSS: WESTINGHOUSE X3AB03

MENT LISTED BELOW ____ OTHER SAFETY SYSTEM: ELECTRICAL PENETRATION SYSTEM

ONSIDERED	QUALIFICATION METHOD			LOWEST NATURAL FREQUENCY			STATUS		RRS	
R IC REQUIRED INPUT (ZPA) H/V	ANALYSIS	TEST FREQUENCY	TEST DIRECTION	F/B (Hz)	S/S (Hz)	V (Hz)	QUALIFICATION	INSTALLATION	FIGURE REF.	CODES AND STANDARDS
.30/.41	N/A	MF	MD	F3	F3	F3	a	a	X2CR1-18 -20 -21 -22	IEEE-344-75 -323-74
.30/.41	N/A	MF	MD	F3	F3	F3	a	a	X2CR1-18 -20 -21 -22	IEEE-344-75 -323-74
.30/.41	N/A	MF	MD	F3	F3	F3	a	a	X2CR1-18 -20 -21 -22	IEEE-344-75 -323-74
.30/.41	N/A	MF	MD	F3	F3	F3	a	a	X2CR1-18 -20 -21 -22	IEEE-344-75 -323-74
.30/.41	N/A	MF	MD	F3	F3	F3	a	a	X2CR1-18 -20 -21 -22	IEEE-344-75 -323-74

5067s/10 - copy of 0571n

TI
APERTURE
CARD

Also Available On
Aperture Card

MASTER
SEISMIC AND DYNAMIC QUALIFICATION SUMMA

DOCKET NO.: 50-424 & 50-425 UTILITY: GEORGIA P

PLANT NAME: VOGTLE ELECTRIC GENERATING PLANT

THE SUPPLIER IS: X A/E ____ NSSS FOR EQUI

	EQUIPMENT				LOCATION		LOADS	
TAG NO.	TYPE AND DESCRIPTION	MANUFACTURER AND MODEL NO.	QUALIFICATION REPORT NO.	QUANTITY	BUILDING AND ELEVATION	MOUNTING	SEISMIC	OTH DYNA
21818H3P61 -66	PENETRATIONS LOW VOLTAGE (SMALL CONDUCTOR)	CONAX P/N 7856-10002	IPS-473	2	CONTAINMENT BLDG 212' 9"	CW	X	-
21818H3P09 -10 -11 -12 -15 -16 -17 -19	PENETRATION INSTRUMENTATION	CONAX P/N 7856-10003 P/N 7856-10004 P/N 7856-10006	IPS-473	8	CONTAINMENT BLDG 212' 9"	CW	X	-
21818H3P20 -23 -24 -25 -27 -28 -31 -35	PENETRATION INSTRUMENTATION	CONAX P/N 7856-10003 P/N 7856-10004 P/N 7856-10006	IPS-473	8	CONTAINMENT BLDG 212' 9"	CW	X	-
21818H3P36 -38 -39 -40 -42 -43 -44 -45	PENETRATION INSTRUMENTATION	CONAX P/N 7856-10003 P/N 7856-10004 P/N 7856-10006	IPS-473	8	CONTAINMENT BLDG 212' 9"	CW	X	-
21818H3P46 -47 -48 -49 -50 -59 -64 -65	PENETRATION INSTRUMENTATION	CONAX P/N 7856-10003 P/N 7856-10004 P/N 7856-10006	IPS-473	8	CONTAINMENT BLDG 212' 9"	CW	X	-

5067s/11 - copy of 0571n

LISTING
RY AND STATUS OF SAFETY RELATED EQUIPMENT

OWER COMPANY A/E: BECHTEL NSSS: WESTINGHOUSE X3AB03

PMENT LISTED BELOW ___ OTHER SAFETY SYSTEM: ELECTRICAL PENETRATION SYSTEM

CONSIDERED ER MIC	REQUIRED INPUT (ZPA) H/V	QUALIFICATION METHOD: ANALYSIS	TEST FREQUENCY	TEST DIRECTION	LOWEST NATURAL FREQUENCY: F/B (HZ)	S/S (HZ)	V (HZ)	STATUS: QUALIFICATION	INSTALLATION	RRS: FIGURE REF.	CODES AND STANDARDS
	.30/.41	N/A	MF	MD	F3	F3	F3	a	a	X2CR1-18 -20 -21 -22	IEEE-344-75 -323-74
	.30/.41	N/A	MF	MD	F3	F3	F3	a	a	X2CR1-18 -20 -21 -22	IEEE-344-75 -323-74
	.30/.41	N/A	MF	MD	F3	F3	F3	a	a	X2CR1-18 -20 -21 -22	IEEE-344-75 -323-74
	.30/.41	N/A	MF	MD	F3	F3	F3	a	a	X2CR1-18 -20 -21 -22	IEEE-344-75 -323-74
	.30/.41	N/A	MF	MD	F3	F3	F3	a	a	X2CR1-18 -20 -21 -22	IEEE-344-75 -323-74

5067s/12 - copy of 0571n

TI
APERTURE
CARD

Also Available On
Aperture Card

8805240295-159

MASTE

SEISMIC AND DYNAMIC QUALIFICATION SUMM

PLANT NAME: VOGTLE ELECTRIC GENERATING PLANT DOCKET NO.: 50-424 & 50-425 UTILITY: GEORGIA

THE SUPPLIER IS: X A/E ____ NSSS FOR EQU

	EQUIPMENT				LOCATION		LOADS	
TAG NO.	TYPE AND DESCRIPTION	MANUFACTURER AND MODEL NO.	QUALIFICATION REPORT NO.	QUANTITY	BUILDING AND ELEVATION	MOUNTING	SEISMIC	OTHER DYNA
218*8H3967 -68 -69 -71 -72	PENETRATION INSTRUMENTATION	CONAX P/N 7856-10003 P/N 7856-10004 P/N 7856-10006	IPS-473	5	CONTAINMENT BLDG 212' 9"	CW	X	
N/A	TERMINAL BLOCKS	KULKA 7TB	IPS-500	N/A	CONTAINMENT BLDG 212' 9"	CW	X	
N/A	COAXIAL FEED-THROUGH MODULE ASSEM.	CONAX	IPS-1052	20/UNIT	CONTAINMENT BLDG 212' 9"	CW*	X	
N/A	FLEXIBLE CONDUIT ASSEMBLY	METAL BELLOWS CORP. MBC P/N: 79764 79766 79767 79768 79998	IPS-1044 IPS-969	LOT	ALL BLDGS	CM	X	
N/A	ELECTRICAL CONDUCTOR SEAL ASSEMBLY (ECSA)	CONAX P/N 7A57-11000-01 THRU P/N 7A57-11000-24 & P/N N-11119-01	IPS-1044 IPS-799	LOT	ALL BLDGS	CM	X	

LISTING
RY AND STATUS OF SAFETY RELATED EQUIPMENT

OWER COMPANY A/E: BECHTEL NSSS: WESTINGHOUSE X3AB03

PMENT LISTED BELOW ____ OTHER SAFETY SYSTEM: ELECTRICAL PENETRATION SYSTEM

CONSIDERED		QUALIFICATION METHOD			LOWEST NATURAL FREQUENCY			STATUS		RRS	
ER MIC	REQUIRED INPUT (ZPA) H/V	ANALYSIS	TEST FREQUENCY	TEST DIRECTION	F/B (Hz)	S/S (Hz)	V (Hz)	QUALIFICATION	INSTALLATION	FIGURE REF.	CODES AND STANDARDS
	.30/.41	N/A	MF	MD	F3	F3	F3	a	a	X2CR1-18 -20 -21 -22	IEEE-344-75 -323-74
	.30/.41	N/A	MF	MD	F3	F3	F3	a	N/A	X2CR1-18 -20 -21 -22	IEEE-344-75 -323-74
	.30/.41	N/A	MF	MD	F1	F3	F3	a	N/A	X2CR1-18 -20 -21 -22	IEEE-344-75 -323-74 -317-76 ASME III
	3.7/6.8	N/A	MF	MD	F3	F1	F3	a	N/A	X2CS13.7 .1-6 X2CS13.7 .1-7	IEEE-344-75 -323-74
	3.7/6.8	N/A	MF	MD	F1	F1	F1	a	N/A	X2CS13.7 .1-6 X2CS13.7 .1-7	IEEE-344-75 -323-74

5067s/14 - copy of 0571n

TI APERTURE CARD

Also Available On Aperture Card

8805240295-160

MASTER

SEISMIC AND DYNAMIC QUALIFICATION SUMM

PLANT NAME: VOGTLE ELECTRIC GENERATING PLANT DOCKET NO.: 50-424 & 50-425 UTILITY: GEORGIA

FOR EQU

THE SUPPLIER IS: X A/E ___ NSSS

	EQUIPMENT				LOCATION		LOADS	
TAG NO.	TYPE AND DESCRIPTION	MANUFACTURER AND MODEL NO.	QUALIFICATION REPORT NO.	QUANTITY	BUILDING AND ELEVATION	MOUNTING	SEISMIC	OTHER DYN
21823Q5BPS	SYSTEM STATUS PANEL	RELIANCE	ANALYSIS REPORT NO. AAI-165 & REPORT NO. 30012 (MODAL SURVEY)	1	CONTROL ROOM 220'	CF	X	N

5068s/5 - copy of 0571n

LISTING
RY AND STATUS OF SAFETY RELATED EQUIPMENT

POWER COMPANY A/E: BECHTEL NSSS: WESTINGHOUSE X5AB01
PAGE: 161 OF 283

PMENT LISTED BELOW ____ OTHER SAFETY SYSTEM: ELECTRICAL PROTECTION SYSTEM

CONSIDERED		QUALIFICATION METHOD			LOWEST NATURAL FREQUENCY			STATUS		RRS	
ER AMIC	REQUIRED INPUT (ZPA) H/V	ANALYSIS	TEST FREQUENCY	TEST DIRECTION	F/B (Hz)	S/S (Hz)	V (Hz)	QUALIFICATION	INSTALLATION	FIGURE REF.	CODES AND STANDARDS
R	.38/.42	S	-	-	F1	F1	F1	a	a	X2CR3-09 -10 -11 -12	IEEE-323-74 -344-75

5068s/6 - copy of 0571n

TI
APERTURE
CARD

Also Available On
Aperture Card

8805240295-161

MASTE

SEISMIC AND DYNAMIC QUALIFICATION SUMM

PLANT NAME: VOGTLE ELECTRIC GENERATING PLANT DOCKET NO.: 50-424 & 50-425 UTILITY: GEORGIA

THE SUPPLIER IS: X A/E ____ NSSS FOR EQU

TAG NO.	EQUIPMENT				LOCATION		LOADS	
	TYPE AND DESCRIPTION	MANUFACTURER AND MODEL NO.	QUALIFICATION REPORT NO.	QUANTITY	BUILDING AND ELEVATION	MOUNTING	SEISMIC	OTHER DYN
21540B7001000 -2000 -3000 -4000	VANEAXIAL FAN & MOTOR	BUFFALO FORGE #15 LB/MB AXIAL FAN	MME 83-930	4	DIESEL POWER CABLE TUNNEL EL 244' 6" NSCW TOWER CABLE TUNNEL EL 229'	HM CF	X	N
21540B7005000	VANEAXIAL FAN & MOTOR	BUFFALO FORGE #32 LB AXIAL FAN	MME 83-921	1	AUX. BLDG. 252' 5 1/2"	HM	X	N

5069s/5 - copy of 0571n

R LISTING
ARY AND STATUS OF SAFETY RELATED EQUIPMENT

POWER COMPANY A/E: BECHTEL NSSS: WESTINGHOUSE X4AJ02

IPMENT LISTED BELOW ____ OTHER SAFETY SYSTEM: ELECTRICAL TUNNEL VENTILATION SYSTEM

CONSIDERED		QUALIFICATION METHOD			LOWEST NATURAL FREQUENCY			STATUS		RRS	
HER AMIC	REQUIRED INPUT (ZPA) H/V	ANALYSIS	TEST FREQUENCY	TEST DIRECTION	F/B (Hz)	S/S (Hz)	V (Hz)	QUALIFICATION	INSTALLATION	FIGURE REF.	CODES AND STANDARDS
/A	.78/.88	S	N/A	N/A	F1	F1	F1	a	b	X2CR3-21 -22 -23 -24	AMCA 99 IEEE-344-75
/A	.78/.88	S	N/A	N/A	F3	F1	F1	a	b	X2CR3-21 -22 -23 -24	AMCA 99 IEEE-344-75

5069s/6 - copy of 0571n

TI
APERTURE
CARD

Also Available On
Aperture Card

8805240295 -162

MAST

SEISMIC AND DYNAMIC QUALIFICATION SUM

PLANT NAME: VOGTLE ELECTRIC GENERATING PLANT DOCKET NO.: 50-424 & 50-425 UTILITY: GEORGIA

THE SUPPLIER IS: X A/E ___ NSSS FOR EQ

	EQUIPMENT				LOCATION		LOAD	
TAG NO.	TYPE AND DESCRIPTION	MANUFACTURER AND MODEL NO.	QUALIFICATION REPORT NO.	QUANTITY	BUILDING AND ELEVATION	MOUNTING	SEISMIC	DY
21540W7301	TORNADO DAMPERS 36" X 36"	TECHNO	483A, 1083A,	1	AUXILIARY 260'	HM	X	PL VI TI AG TO NA

5059s/7 - copy of 0571n

ER LISTING
MARY AND STATUS OF SAFETY RELATED EQUIPMENT

POWER COMPANY A/E: BECHTEL NSSS: WESTINGHOUSE

X4QJ32
PAGE: 163 OF 283

UIPMENT LISTED BELOW ____ OTHER SAFETY SYSTEM: ELECTRICAL TUNNEL VENTILATION SYSTEM

S CONSIDERED		QUALIFICATION METHOD			LOWEST NATURAL FREQUENCY			STATUS		RRS	
HER DAMIC	REQUIRED INPUT (ZPA) H/V	ANALYSIS	TEST FREQUENCY	TEST DIRECTION	F/B (HZ)	S/S (HZ)	V (HZ)	QUALIFICATION	INSTALLATION	FIGURE REF.	CODES AND STANDARDS
ANT BRA- ON NG, - 0	.80/.90	S	-	-	F1	F1	F1	a	b	X2CR6-01 -02 -03 -04	ANSI 509 ERDA 76-21 IEEE 344-7[illegible]

5069s/8 - copy of 0571n

TI
APERTURE
CARD

Also Available On
Aperture Card

8805240295-163

SEISMIC AND DYNAMIC QUALIFICA MASTE SUMM

PLANT NAME: VOGTLE ELECTRIC GENERATING PLANT DOCKET NO.: 50-424 & 50-425 UTILITY: G A

THE SUPPLIER IS: X A/E ___ NSSS FOR EQU

	EQUIPMENT				LOCATION		LOADS	
TAG NO.	TYPE AND DESCRIPTION	MANUFACTURER AND MODEL NO.	QUALIFICATION REPORT NO.	QUANTITY	BUILDING AND ELEVATION	MOUNTING	SEISMIC	OTHER DYNA
2-TISH22501 -05 -09 -16 -19	TEMPERATURE CONTROLLER (CONTROLLER)	UNITED ELECTRIC CO. 802-6AS, M300 M320	ACTON REPORT #17255	5	ELECTRIC TUNNEL 220'	CW	X	N/
2-TISH22501 -05 -09 -16 -19	TEMPERATURE CONTROLLER (THERMOWELL & SENSOR)	UNITED ELECTRIC CO. 802-6AS, M300 M320	ACTON REPORT #17255	5	N/A	LM	X	N/

R LISTING
ARY AND STATUS OF SAFETY RELATED EQUIPMENT

POWER COMPANY A/E: BECHTEL NSSS: WESTINGHOUSE

PMENT LISTED BELOW ____ OTHER SAFETY SYSTEM: ELECTRICAL TUNNEL VENTILATION SYSTEM

CONSIDERED		QUALIFICATION METHOD			LOWEST NATURAL FREQUENCY			STATUS		RRS	
HER AMIC	REQUIRED INPUT (ZPA) H/V	ANALYSIS	TEST FREQUENCY	TEST DIRECTION	F/B (Hz)	S/S (Hz)	V (Hz)	QUALIFICATION	INSTALLATION	FIGURE REF.	CODES AND STANDARDS
A	.57/.69	-	MF	MD	F1	F1	F1	a	b b d b b	X2CR3-21 -22 -23 -24	IEEE-323-74 -344-75
A	4.5/4.5	-	SF	MD	F1	F1	F1	a	b b d b b	X2CR3-21 -22 -23 -24	IEEE-323-74 -344-75

5069s/10 - copy of 0571n

TI
APERTURE
CARD

Also Available On
Aperture Card

MASTER
SEISMIC AND DYNAMIC QUALIFICATION SUMMA

PLANT NAME: VOGTLE ELECTRIC GENERATING PLANT DOCKET NO.: 50-424 & 50-425 UTILITY: GEORGIA P

THE SUPPLIER IS: X A/E ___ NSSS FOR EQUI

TAG NO.	EQUIPMENT				LOCATION		LOADS	
	TYPE AND DESCRIPTION	MANUFACTURER AND MODEL NO.	QUALIFICATION REPORT NO.	QUANTITY	BUILDING AND ELEVATION	MOUNTING	SEISMIC	OTH DYNA
2180813103 -04 -05 -06	ISOLATION TRANSFORMERS	SOLA ELECTRIC CAT NO: 923-28-275	WYLE RPT # 43078-1	4	CONTROL 220'	CW	X	N/

5070s/5 - copy of 0571n

LISTING
RY AND STATUS OF SAFETY RELATED EQUIPMENT

OWER COMPANY A/E: BECHTEL NSSS: WESTINGHOUSE X3AA04

PMENT LISTED BELOW ____ OTHER SAFETY SYSTEM: EMERGENCY LIGHTING SYSTEM

ER MIC	CONSIDERED REQUIRED INPUT (ZPA) H/V	QUALIFICATION METHOD: ANALYSIS	QUALIFICATION METHOD: TEST FREQUENCY	QUALIFICATION METHOD: TEST DIRECTION	LOWEST NATURAL FREQUENCY: F/B (Hz)	LOWEST NATURAL FREQUENCY: S/S (Hz)	LOWEST NATURAL FREQUENCY: V (Hz)	STATUS: QUALIFICATION	STATUS: INSTALLATION	RRS: FIGURE REF.	CODES AND STANDARDS
A	.57/.67	N/A	MF	MD	F1	F1	F1	a	d d a a	X2CR3-13 -14 -15 -16	IEEE-323-74 -344-75

5070s/6 - copy of 0571n

TI
APERTURE
CARD

Also Available On
Aperture Card

MASTER

SEISMIC AND DYNAMIC QUALIFICATION SUMMA

PLANT NAME: VOGTLE ELECTRIC GENERATING PLANT DOCKET NO.: 50-424 & 50-425 UTILITY: GEORGIA P

THE SUPPLIER IS: X A/E ___ NSSS FOR EQU

	EQUIPMENT				LOCATION		LOADS	
TAC NO.	TYPE AND DESCRIPTION	MANUFACTURER AND MODEL NO.	QUALIFICATION REPORT NO.	QUANTITY	BUILDING AND ELEVATION	MOUNTING	SEISMIC	OTH DYNA
21620Q5ESF	ENGINEERING SAFETY FEATURE PANEL	RELIANCE	ANALYSIS REPORT NO. AAI-172 REPORT NO. 3006 (MODAL SURVEY)	1	CONTROL ROOM 220'	CF	X	NA

5071s/5 - copy of 0571n

LISTING
RY AND STATUS OF SAFETY RELATED EQUIPMENT

CWER COMPANY A/E: BECHTEL NSSS: WESTINGHOUSE

PMENT LISTED BELOW ____ OTHER SAFETY SYSTEM: ENGINEERED SAFETY FEATURES ACTUATION SYSTEM

CONSIDERED		QUALIFICATION METHOD			LOWEST NATURAL FREQUENCY			STATUS		ORS	
ER MIC	REQUIRED INPUT (ZPA) H/V	ANALYSIS	TEST FREQUENCY	TEST DIRECTION	F/B (Hz)	S/S (Hz)	V (Hz)	QUALIFICATION	INSTALLATION	FIGURE REF.	CODES AND STANDARDS
A	.38/.42	S	-	-	F1	F1	F1	a	a	X2CR3-09 -10 -11 -12	IEEE-323-74 -344-75

5071s/6 - copy of 0571n

TI
APERTURE
CARD

Also Available On
Aperture Card

8805240295-166

MASTER L

SEISMIC AND DYNAMIC QUALIFICATION SUMMARY

PLANT NAME: VOGTLE ELECTRIC GENERATING PLANT DOCKET NO.: 50-424 & 50-425 UTILITY: GEORGIA POW

THE SUPPLIER IS: X A/E ___ NSSS FOR EQUIPM

	EQUIPMENT				LOCATION		LOADS CO	
TAG NO.	TYPE AND DESCRIPTION	MANUFACTURER AND MODEL NO.	QUALIFICATION REPORT NO.	QUANTITY	BUILDING AND ELEVATION	MOUNTING	SEISMIC	OTHER DYNAMI
2159207001000 -2000	ESF CHILLER (STRUCTURAL & PRESSURE RETAINING COMPONENTS - COMPRESSOR & COMPRESSOR MOTOR)	TRANE MX-KDS-MV	DYNATECH 2055, SDRC 10899	2	CONTROL 260'	CF	X	N/A

5072s/5 - copy of 0571n

STING
AND STATUS OF SAFETY RELATED EQUIPMENT

ER COMPANY A/E: BECHTEL NSSS: WESTINGHOUSE X4AJ04

ENT LISTED BELOW ____ OTHER SAFETY SYSTEM: ESSENTIAL CHILLED WATER SYSTEM

NSIDERED	QUALIFICATION METHOD			LOWEST NATURAL FREQUENCY			STATUS		RRS	
REQUIRED INPUT (ZPA) H/V	ANALYSIS	TEST FREQUENCY	TEST DIRECTION	F/B (Hz)	S/S (Hz)	V (Hz)	QUALIFICATION	INSTALLATION	FIGURE REF.	CODES AND STANDARDS
.63/.72	S	-	-	F1	F1	F1	a	a	X2CR3-17 -18 -19 -20	ASME III IEEE-323-74 -344-75

5072s/6 - copy of 0571n

TI
APERTURE
CARD

Also Available On
Aperture Card

8805240295 -167

MASTER
SEISMIC AND DYNAMIC QUALIFICATION SUMMA

PLANT NAME: VOGTLE ELECTRIC GENERATING PLANT

DOCKET NO.: 50-424 & 50-425

UTILITY: GEORGIA P

THE SUPPLIER IS: X A/E ___ NSSS

FOR EQU

	EQUIPMENT				LOCATION		LOADS	
TAG NO.	TYPE AND DESCRIPTION	MANUFACTURER AND MODEL NO.	QUALIFICATION REPORT NO.	QUANTITY	BUILDING AND ELEVATION	MOUNT-ING	SEIS-MIC	OTH DYNA
21592P7001000 -2000	ESF CHILLED WATER PUMPS	GOULD PUMPS, INC. MODEL 3196 MT SIZE 3 X 4 - 13	ME-549	2	CONTROL 260'	CF	X	N/
21592P7001M01 -2M01	MOTOR FOR ESF CHILLED WATER PUMPS, (30 HP, FRAME 286T)	WESTINGHOUSE MODEL TBDP	SHOP ORDER #78D36087	2	CONTROL 260'	EM	X	N/

5072s/7 - copy of 0571n

LISTING
RY AND STATUS OF SAFETY RELATED EQUIPMENT

OWER COMPANY A/E: BECHTEL NSSS: WESTINGHOUSE

PMENT LISTED BELOW ____ OTHER SAFETY SYSTEM: ESSENTIAL CHILLED WATER SYSTEM

CONSIDERED ER MIC	REQUIRED INPUT (ZPA) H/V	QUALIFICATION METHOD: ANALYSIS	TEST FREQUENCY	TEST DIRECTION	LOWEST NATURAL FREQUENCY: F/B (Hz)	S/S (Hz)	V (Hz)	STATUS: QUALIFICATION	INSTALLATION	PRS: FIGURE REF.	CODES AND STANDARDS
A	.63/.72	S	-	-	F1	F1	F1	a	a	X2CR3-17 -18 -19 -20	ASME III IEEE-323-74 -344-75
A	.63/.72	S	-	-	F1	F1	F1	a	a a	X2CR3-17 -18 -19 -20	ASME III IEEE-323-74 -344-75

5072s/8 - copy of 0571n

TI
APERTURE
CARD

Also Available On
Aperture Card

MASTE

SEISMIC AND DYNAMIC QUALIFICATION SUMM

PLANT NAME: VOGTLE ELECTRIC GENERATING PLANT DOCKET NO.: 50-424 & 50-425 UTILITY: GEORGIA

THE SUPPLIER IS: X A/E ___ NSSS FOR EQ

	EQUIPMENT				LOCATION		LOADS
TAG NO.	TYPE AND DESCRIPTION	MANUFACTURER AND MODEL NO.	QUALIFICATION REPORT NO.	QUANTITY	BUILDING AND ELEVATION	MOUNTING	SEISMIC	OTHER DYN
VARIOUS	1" - 600# CHECK VALVE	DRESSER IND. FIG. 5580 W	SR-187	LOT	N/A	LM	X	

5072s/9 - copy of 0571n

ER LISTING
MARY AND STATUS OF SAFETY RELATED EQUIPMENT

POWER COMPANY A/E: BECHTEL NSSS: WESTINGHOUSE

UIPMENT LISTED BELOW ____ OTHER SAFETY SYSTEM: ESSENTIAL CHILLED WATER SYSTEM

S CONSIDERED		QUALIFICATION METHOD			LOWEST NATURAL FREQUENCY			STATUS		BRS	
THER DAMIC	REQUIRED INPUT (ZPA) H/V	ANALYSIS	TEST FREQUENCY	TEST DIRECTION	F/B (Hz)	S/S (Hz)	V (Hz)	QUALIFICATION	INSTALLATION	FIGURE REF.	CODES AND STANDARDS
N/A	4.5/4.5	S	N/A	N/A	F1	F1	F1	a	a	RIM	ASME III IEEE-344-75

5072s/10 - copy of 0571n

TI
APERTURE
CARD

Also Available On
Aperture Card

MASTE

SEISMIC AND DYNAMIC QUALIFICATION SUMM

PLANT NAME: VOGTLE ELECTRIC GENERATING PLANT DOCKET NO.: 50-424 & 50-425 UTILITY: GEORGIA

THE SUPPLIER IS: X A/E ____ NSSS FOR EQU

	EQUIPMENT				LOCATION		LOADS	
TAG NO.	TYPE AND DESCRIPTION	MANUFACTURER AND MODEL NO.	QUALIFICATION REPORT NO.	QUANTITY	BUILDING AND ELEVATION	MOUNTING	SEISMIC	OT DYN
21592U4186 -87	6" - 150# SWING CHECK VALVE	ANCHOR/DARLING SJO 5820-15	R83.053	2	CONTROL 260'	LM	X	

5072s/11 - copy of 0571n

R LISTING
ARY AND STATUS OF SAFETY RELATED EQUIPMENT

POWER COMPANY A/E: BECHTEL NSSS: WESTINGHOUSE X4AR01

IPMENT LISTED BELOW ____ OTHER SAFETY SYSTEM: ESSENTIAL CHILLED WATER SYSTEM

CONSIDERED		QUALIFICATION METHOD			LOWEST NATURAL FREQUENCY			STATUS		RRS	
HER AMIC	REQUIRED INPUT (ZPA) H/V	ANALYSIS	TEST FREQUENCY	TEST DIRECTION	F/B (Hz)	S/S (Hz)	V (Hz)	QUALIFICATION	INSTALLATION	FIGURE REF.	CODES AND STANDARDS
X	2.1/2.1	S	-	-	F1	F1	F1	a	a	RIM	ASME III IEEE-344-75

5072s/12 - copy of 0571n

TI APERTURE CARD

Also Available On Aperture Card

MASTE
SEISMIC AND DYNAMIC QUALIFICATION SUMM

PLANT NAME: VOGTLE ELECTRIC GENERATING PLANT DOCKET NO.: 50-424 & 50-425 UTILITY: GEORGIA

THE SUPPLIER IS: X A/E ___ NSSS FOR EQU

	EQUIPMENT				LOCATION		LOADS	
TAG NO.	TYPE AND DESCRIPTION	MANUFACTURER AND MODEL NO.	QUALIFICATION REPORT NO.	QUANTITY	BUILDING AND ELEVATION	MOUNTING	SEISMIC	OTHER DYN.
2TV12124 -25 -725 -40	2"-150# GLOBE VALVE WITH ELECTRO-HYDRO OPR.	FISHER (VALVE BODY) ES	FQP 11AG7	4	CONTROL 280'	LM	X	
2TV12124 -25 -725 -40	BORG & WARNER ACTUATOR	B & W 88900	B & W #2154	4	CONTROL 280'	EM	X	
2TV12124 -25 -725 -40	CONTROLLER (SERVO AMPLIFIER)	B & W 87434	B & W #2154	4	CONTROL 280'	CW	X	

5072s/13 - copy of 0571n

R LISTING
ARY AND STATUS OF SAFETY RELATED EQUIPMENT

POWER COMPANY A/E: BECHTEL NSSS: WESTINGHOUSE

PMENT LISTED BELOW ____ OTHER SAFETY SYSTEM: ESSENTIAL CHILLED WATER SYSTEM

CONSIDERED		QUALIFICATION METHOD			LOWEST NATURAL FREQUENCY			STATUS		RRS	
HER AMIC	REQUIRED INPUT (ZPA) H/V	ANALYSIS	TEST FREQUENCY	TEST DIRECTION	F/B (Hz)	S/S (Hz)	V (Hz)	QUALIFICATION	INSTALLATION	FIGURE REF.	CODES AND STANDARDS
	2.1/2.1	S	N/A	N/A	F1	F1	F1	a	a	RIM	ASME III IEEE-323-74 -344-75
	2.1/2.1	-	SF	SD	F1	F1	F1	a	a	RIM	IEEE-323-74 -344-75
	.78/.88	-	MF	MD	F1	F1	F1	a	a	RRS X2CR3-21 -22	IEEE-323-74 -344-75

5072s/14 - copy of 0571n

TI
APERTURE
CARD

Also Available On
Aperture Card

8805240295 -/7/

MAST

SEISMIC AND DYNAMIC QUALIFICATION SUM

DOCKET NO.: 50-424 & 50-425 UTILITY: GEORGIA

PLANT NAME: VOGTLE ELECTRIC GENERATING PLANT

THE SUPPLIER IS: X A/E ____ NSSS FOR EQ

	EQUIPMENT				LOCATION		LOAD	
TAG NO.	TYPE AND DESCRIPTION	MANUFACTURER AND MODEL NO.	QUALIFICATION REPORT NO.	QUANTITY	BUILDING AND ELEVATION	MOUNTING	SEISMIC	O DY
2HV22408 -09 -40 -41 -48 -49	6'-150# BUTTERFLY VALVE WITH MANUAL ACTUATOR	FISHER BODY 9280 FISHER (MAN. OPER.) 1073-1	FQP-11C-3	6	N/A	LM	X	

5072s/15 - copy of 0571n

ER LISTING
MARY AND STATUS OF SAFETY RELATED EQUIPMENT

POWER COMPANY A/E: BECHTEL NSSS: WESTINGHOUSE

UIPMENT LISTED BELOW ____ OTHER SAFETY SYSTEM: ESSENTIAL CHILLED WATER SYSTEM

S CONSIDERED		QUALIFICATION METHOD			LOWEST NATURAL FREQUENCY			STATUS		RRS	
THER NAMIC	REQUIRED INPUT (ZPA) H/V	ANALYSIS	TEST FREQUENCY	TEST DIRECTION	F/B (Hz)	S/S (Hz)	V (Hz)	QUALIFICATION	INSTALLATION	FIGURE REF.	CODES AND STANDARDS
-	4.5/4.5	S	N/A	N/A	F1	F1	F1	a	a	RIM	ASME III IEEE 323-74 -344-75

5072s/16 - copy of 0571n

TI
APERTURE
CARD

Also Available On
Aperture Card

8805240295 -172

MASTER
SEISMIC AND DYNAMIC QUALIFICATION SUMMA

PLANT NAME: VOGTLE ELECTRIC GENERATING PLANT DOCKET NO.: 50-424 & 50-425 UTILITY: GEORGIA

THE SUPPLIER IS: X A/E ___ NSSS FOR EQU

	EQUIPMENT				LOCATION		LOADS	
TAG NO.	TYPE AND DESCRIPTION	MANUFACTURER AND MODEL NO.	QUALIFICATION REPORT NO.	QUANTITY	BUILDING AND ELEVATION	MOUNTING	SEISMIC	OTH DYNA
2FT22425 -26	PRESSURE & DIFFERENTIAL PRESSURE TRANSMITTER	ROSEMOUNT MODEL 1153 SERIES B	108025 108026	2	CONTROL 260'	RM & CW	X	NA

5072s/17 - copy of 0571n

LISTING
RY AND STATUS OF SAFETY RELATED EQUIPMENT

OWER COMPANY A/E: BECHTEL NSSS: WESTINGHOUSE

PMENT LISTED BELOW ___ OTHER SAFETY SYSTEM: ESSENTIAL CHILLED WATER SYSTEM

CONSIDERED		QUALIFICATION METHOD			LOWEST NATURAL FREQUENCY			STATUS		RRS	
ER MIC	REQUIRED INPUT (ZPA) H/V	ANALYSIS	TEST FREQUENCY	TEST DIRECTION	F/B (Hz)	S/S (Hz)	V (Hz)	QUALIFICATION	INSTALLATION	FIGURE REF.	CODES AND STANDARDS
A	.8/.9	-	MF	MD	F1	F1	F1	a	a a	X2CR6-01 -02 -03 -04	IEEE-323-74 -344-75

5072s/18 - copy of 0571n

TI
APERTURE
CARD

Also Available On
Aperture Card

MAST

SEISMIC AND DYNAMIC QUALIFICATION SUM

DOCKET NO.: 50-424 & 50-425 UTILITY: GEORGIA

PLANT NAME: VOGTLE ELECTRIC GENERATING PLANT

FOR EQ

THE SUPPLIER IS: X A/E ____ NSSS

	EQUIPMENT				LOCATION		LOAD	
TAG NO.	TYPE AND DESCRIPTION	MANUFACTURER AND MODEL NO.	QUALIFICATION REPORT NO.	QUANTITY	BUILDING AND ELEVATION	MOUNTING	SEISMIC	O DY
2HV27901	4"-150# F. W. GATE V. W/HILLER AIR ACT.	ANCHOR/DARLING E9001-23	R83.030, 30004-A, 46470-01	1	AUXILIARY 186'	LM	X	
2HV27901	HILLER ACTUATOR	HILLER 10SA-A074	ER-ST-500P	1	AUXILIARY 186'	EM	X	
2HV27901A -B	SOLENOID VALVE	ASCO NP8320A185V	AQR-67368	2	AUXILIARY 186'	EM	X	
2ZSC27901 2ZSO27901	LIMIT SWITCH	NAMCO EA-180-31302 -32302	QTR-105	2	AUXILIARY 186'	EM	X	

5073s/5 - copy of 0571n

ER LISTING
MARY AND STATUS OF SAFETY RELATED EQUIPMENT

POWER COMPANY A/E: BECHTEL NSSS: WESTINGHOUSE X4AR01
PAGE: 174 OF 283

UIPMENT LISTED BELOW ____ OTHER SAFETY SYSTEM: FIRE PROTECTION WATER SYSTEM

S CONSIDERED		QUALIFICATION METHOD			LOWEST NATURAL FREQUENCY			STATUS		RRS	
THER NAMIC	REQUIRED INPUT (ZPA) H/V	ANALYSIS	TEST FREQUENCY	TEST DIRECTION	F/B (Hz)	S/S (Hz)	V (Hz)	QUALIFICATION	INSTALLATION	FIGURE REF.	CODES AND STANDARDS
X	2.1/2.1	S	-	-	F3	F3	F1	a	a	RIM	IEEE 323-74 -344-75 ASME III
X	2.1/2.1	N/A	SF	SD	F1	F1	F1	a	a	RIM	IEEE 323-74 -344-75
X	2.1/2.1	N/A	SF	SD	F1	F1	F1	a	a	RIM	IEEE 323-74 -344-75
X	2.1/2.1	N/A	SF	SD	F1	F1	F1	a	a	RIM	IEEE 323-74 -344-75

5073s/6 - copy of 0571n

TI APERTURE CARD

Also Available On Aperture Card

8805240295-174

MASTE

SEISMIC AND DYNAMIC QUALIFICATION SUMM

PLANT NAME: VOGTLE ELECTRIC GENERATING PLANT DOCKET NO.: 50-424 & 50-425 UTILITY: GEORGIA

FOR EQU

THE SUPPLIER IS: X A/E ____ NSSS

	EQUIPMENT				LOCATION		LOADS	
TAG NO.	TYPE AND DESCRIPTION	MANUFACTURER AND MODEL NO.	QUALIFICATION REPORT NO.	QUANTITY	BUILDING AND ELEVATION	MOUNT-ING	SEIS-MIC	OT DYN
A1541W7300 -301	TORNADO DAMPERS 36" X 36" 36" X 36"	TECHNO	483A, 1083A,	2	FUEL HANDLING	HM	X	PLA VIB TIO AGI TOR NAD

5074s/5 - copy of 0571n

R LISTING
ARY AND STATUS OF SAFETY RELATED EQUIPMENT

POWER COMPANY A/E: BECHTEL NSSS: WESTINGHOUSE

IPMENT LISTED BELOW ____ OTHER SAFETY SYSTEM: FHB NORMAL HVAC SYSTEM

CONSIDERED		QUALIFICATION METHOD			LOWEST NATURAL FREQUENCY			STATUS		RRS	
HER AMIC	REQUIRED INPUT (ZPA) H/V	ANALYSIS	TEST FREQUENCY	TEST DIRECTION	F/B (Hz)	S/S (Hz)	V (Hz)	QUALIFICATION	INSTALLATION	FIGURE REF.	CODES AND STANDARDS
NT RA- N NG, - O	.80/.90	S	-	-	F1	F1	F1	a	a	X2CR6-01 -02 -03 -04	ANSI 509 ERDA 76-21 IEEE 344-75

5074s/6 - copy of 0571n

TI
APERTURE
CARD

Also Available On
Aperture Card

8805240295-175

MASTE

SEISMIC AND DYNAMIC QUALIFICATION SUMM

DOCKET NO.: 50-424 & 50-425 UTILITY: GEORGIA

PLANT NAME: VOGTLE ELECTRIC GENERATING PLANT

FOR EQU

THE SUPPLIER IS: X A/E ____ NSSS

	EQUIPMENT				LOCATION		LOADS	
TAG NO.	TYPE AND DESCRIPTION	MANUFACTURER AND MODEL NO.	QUALIFICATION REPORT NO.	QUANTITY	BUILDING AND ELEVATION	MOUNTING	SEISMIC	OTHER DYN
AHV12479 -80	52" X 40" BUBBLE-TIGHT DAMPER W/PROCESS ACTUATOR	QAD N/A BETTIS NCB-520-SR80	NQS #1027-3 1027-2 FHI #30015 #37274	2	FUEL HANDLING 288' 2"	HM	X	N
AZS012479 -80 AZSC12479 -80	LIMIT SWITCH	NAMCO CONTROLS EA-180-31302 EA-180-32302	QTR-105	4	FHB 288' 2"	EM	X	N
AHV12479 -80	SOLENOID VALVE	ASCO NPL8321-A2E	AQS21678/TR	2	FHB 288' 2"	EM	X	N
AHV12482 -81	48" X 48" BUBBLE-TIGHT DAMPER W/PROCESS ACTUATOR	QAD N/A BETTIS NCB-520-SR80	NQS #1027-3 1027-2 FHI #30015 #37274	2	FUEL HANDLING 288' 2"	HM	X	N
AZS012482 -81 AZSC12482 -81	LIMIT SWITCH	NAMCO CONTROLS EA-180-31302 EA-180-32302	QTR-105	4	FHB 288' 2"	EM	X	N

R LISTING
ARY AND STATUS OF SAFETY RELATED EQUIPMENT

POWER COMPANY A/E: BECHTEL NSSS: WESTINGHOUSE

IPMENT LISTED BELOW ____ OTHER SAFETY SYSTEM: FHB NORMAL HVAC SYSTEM

CONSIDERED		QUALIFICATION METHOD			LOWEST NATURAL FREQUENCY			STATUS		RRS	
HER AMIC	REQUIRED INPUT (ZPA) H/V	ANALYSIS	TEST FREQUENCY	TEST DIRECTION	F/B (Hz)	S/S (Hz)	V (Hz)	QUALIFICATION	INSTALLATION	FIGURE REF.	CODES AND STANDARDS
/A	.80/.90	D	-	-	F3	F3	F3	a	a	X2CR6-01 -02 -03 -04	IEEE 323-74 344-75
/A	.80/.90	-	SF	SD	F1	F1	F1	a	a	X2CR6-01 -02 -03 -04	IEEE 323-74 344-75
/A	.80/.90	-	SF	SD	F1	F1	F1	a	a	X2CR6-01 -02 -03 -04	IEEE 323-74 344-75
/A	.80/.90	D	-	-	F3	F3	F3	a	a	X2CR6-01 -02 -03 -04	IEEE 323-74 344-75
/A	.80/.90	-	SF	SD	F1	F1	F1	a	a	X2CR6-01 -02 -03 -04	IEEE 323-74 344-75

5074s/8 - copy of 0571n

TI
APERTURE
CARD

Also Available On
Aperture Card

MASTER
SEISMIC AND DYNAMIC QUALIFICATION SUMMA

DOCKET NO.: 50-424 & 50-425 UTILITY: GEORGIA P

PLANT NAME: VOGTLE ELECTRIC GENERATING PLANT

THE SUPPLIER IS: X A/E ____ NSSS FOR EQUI

	EQUIPMENT				LOCATION		LOADS	
TAG NO.	TYPE AND DESCRIPTION	MANUFACTURER AND MODEL NO.	QUALIFICATION REPORT NO.	QUANTITY	BUILDING AND ELEVATION	MOUNTING	SEISMIC	OTHE DYNAM
AHY12482 -81	SOLENOID VALVE	ASCO NPL8321-A2E	AQS21678/TR	2	FHB 288' 2"	EM	X	N/A
AHV2534 AHV2535 AHV2528 AHV2529	HVAC DAMPER 36"D WITH BETTIS ACTUATOR	JAMESBURY N/A BETTIS NT-420-SR1	ACTION REPORT #17730-83N-1 -2 -3	4	CONTROL 280'	LM	X	N/A
AZSC2534 -35 -28 -29	LIMIT SWITCH	NAMCO CONTROL EA180(31)302 (32)	QTR-105	4	CONTROL 280'	EM	X	N/A
AZSO2534 -35 -28 -29	LIMIT SWITCH	NAMCO CONTROL EA180(31)302 (32)	QTR-105	4	CONTROL 280'	EM	X	N/A
AHY2534 -2535 -2528 -2529	SOLENOID VALVE	ASCO NPL8316-A74E	AQS21678/TR	4	CONTROL 280'	EM	X	N/A

5074s/9 - copy of 0571n

LISTING
RY AND STATUS OF SAFETY RELATED EQUIPMENT

OWER COMPANY A/E: BECHTEL NSSS: WESTINGHOUSE X4AJ20

PMENT LISTED BELOW ____ OTHER SAFETY SYSTEM: FHB NORMAL HVAC SYSTEM

CONSIDERED	QUALIFICATION METHOD			LOWEST NATURAL FREQUENCY			STATUS		RRS	
ER MIC REQUIRED INPUT (ZPA) H/V	ANALYSIS	TEST FREQUENCY	TEST DIRECTION	F/B (Hz)	S/S (Hz)	V (Hz)	QUALIFICATION	INSTALLATION	FIGURE REF.	CODES AND STANDARDS
.80/.90	-	SF	SD	F1	F1	F1	a	a	X2CR6-01 -02 -03 -04	IEEE 323-74 344-75
0.78/0.88	D	-	-	F3	F3	F3	a	a	X2CR3-21 -22 -23 -24	ASME IEEE 323-74 344-75
0.78/0.88	-	SF	SD	F1	F1	F1	a	a	X2CR3-21 -22 -23 -24	IEEE 323-74 344-75
0.78/0.88	-	SF	SD	F1	F1	F1	a	a	X2CR3-21 -22 -23 -24	IEEE 323-74 344-75
0.78/0.88	-	SF	SD	F1	F1	F1	a	a	X2CR3-21 -22 -23 -24	IEEE 323-74 344-75

5074s/10 - copy of 0571n

TI APERTURE CARD

Also Available On Aperture Card

MASTE

SEISMIC AND DYNAMIC QUALIFICATION SUMM

DOCKET NO.: 50-424 & 50-425 UTILITY: GEORGIA

PLANT NAME: VOGTLE ELECTRIC GENERATING PLANT

THE SUPPLIER IS: X A/E ___ NSSS FOR EQU

	EQUIPMENT				LOCATION		LOADS	
TAG NO.	TYPE AND DESCRIPTION	MANUFACTURER AND MODEL NO.	NOTE 7 QUALIFICATION REPORT NO.	QUANTITY	BUILDING AND ELEVATION	MOUNT-ING	SEIS-MIC	OT DYN
A1542N7001000 -2000	ESF AIR CLEANING UNIT	AMERICAN AIR FILTER	AAF NO. NESE-329 SDRC 12940	2	FHB 263' 8"	CF	X	N
A1542N7001H01 -2H01	HUMIDITY CONTROL PANEL/HEATER	NUTHERM INTERNATIONAL	NUTHERM REPORT AAF-1075R	2	FHB 263' 8"	EM	X	N
A1542N7001M01 -2M01	VANEAXIAL FAN AND MOTOR	JOY MFG., CO. #34-26 1/2-1770 RELIANCE ELECTRIC COMPANY	NUC-9 & 18 JOY-MANU. NO. REPORT S-360	2	FHB 263' 8"	EM	X	N
APDT-2524A -B APDT-2525A -B	PRESSURE DIFFERENTIAL TRANSMITTER	ROSEMOUNT MODEL 1153 SERIES "B"	ROSEMOUNT #108025	4	FHB 263' 8"	EM	X	N
A1542N7001000 -2000	MOISTURE ELIMINATOR	AMERICAN AIR FILER	WYLE LABS 47231-1	2	FHB 263'-8"	EM	X	N

5075s/5 - copy of 0571n

R LISTING
ARY AND STATUS OF SAFETY RELATED EQUIPMENT

POWER COMPANY A/E: BECHTEL NSSS: WESTINGHOUSE X4AJ07

IPMENT LISTED BELOW ____ OTHER SAFETY SYSTEM: FHB POST-ACCIDENT EXHAUST SYSTEM

CONSIDERED		QUALIFICATION METHOD			LOWEST NATURAL FREQUENCY			STATUS		RRS	
HER AMIC	REQUIRED INPUT (ZPA) H/V	ANALYSIS	TEST FREQUENCY	TEST DIRECTION	F/B (Hz)	S/S (Hz)	V (Hz)	QUALIFICATION	INSTALLATION	FIGURE REF.	CODES AND STANDARDS
/A	.60/.46	X	N/A	N/A	F3	F3	F3	a	a	X2CR4-17 -18 -19 -20	ASME III ANSI N509 IEEE 323 IEEE 344
/A	2.0/1.0	N/A	MF	MD	F3	F3	F3	a	a	ICS	IEEE 323 IEEE 344
/A	.60/.46	X	N/A	N/A	F1	F1	F1	a	a	X4CR4-17 -18 -19 -20	ANSI N509 IEEE 323 IEEE 344
/A	2.5/1.25	N/A	MF	MD	F3	F1	F1	a	a	ICS	ANSI N509 IEEE 323 IEEE 344
/A	3.4/0.8	N/A	MF	MD	F3	F1	F1	a	a	ICS	IEEE-323-74 344-75

5075s/6 - copy of 0571n

TI
APERTURE
CARD

Also Available On
Aperture Card

MASTER
SEISMIC AND DYNAMIC QUALIFICATION SUMMA

PLANT NAME: VOGTLE ELECTRIC GENERATING PLANT DOCKET NO.: 50-424 & 50-425 UTILITY: GEORGIA P

THE SUPPLIER IS: X A/E ___ NSSS FOR EQUI

	EQUIPMENT				LOCATION		LOADS	
TAG NO.	TYPE AND DESCRIPTION	MANUFACTURER AND MODEL NO.	QUALIFICATION REPORT NO.	QUANTITY	BUILDING AND ELEVATION	MOUNTING	SEISMIC	OTH DYNA
A1542N7001000 -2000	HEPA FILTER	AMERICAN AIR FILTER	SDRC 9534-1-16 WYLE 47231-1	2	FHB 263'-8"	EM	X	N/
A1542N7001000 -2000	ADSORBER	AMERICAN AIR FILTER	WYLE LABS 43957-1	2	FHB 263'-8"	EH	X	N/
AME12541A AMC12541A AMC12542A AME12542A	HUMIDISTAT (SENSOR AND TRANSMITTER)	NUTHERM INTERNATIONAL	BAILEY/ NUTHERM QR-4405-N 194P-1	2 EACH	FHB 263'-8"	EM	X	N/

5075s/7 - copy of 0571n

LISTING
RY AND STATUS OF SAFETY RELATED EQUIPMENT

OWER COMPANY A/E: BECHTEL NSSS: WESTINGHOUSE

PMENT LISTED BELOW ____ OTHER SAFETY SYSTEM: FHB POST-ACCIDENT EXHAUST SYSTEM

ER MIC	CONSIDERED REQUIRED INPUT (ZPA) H/V	QUALIFICATION METHOD: ANALYSIS	QUALIFICATION METHOD: TEST FREQUENCY	QUALIFICATION METHOD: TEST DIRECTION	LOWEST NATURAL FREQUENCY: F/B (Hz)	LOWEST NATURAL FREQUENCY: S/S (Hz)	LOWEST NATURAL FREQUENCY: V (Hz)	STATUS: QUALIFICATION	STATUS: INSTALLATION	RRS: FIGURE REF.	CODES AND STANDARDS
A	3.93/1.74	N/A	MF	MD	F1	F1	F1	a	a	ICS	IEEE-323-74 344-75
A	.80/.90	N/A	MF	MD	F3	F3	F3	a	a	ICS	IEEE-323-74 344-75
A	1.71/1.51	N/A	MF	MD	F3	F3	F3	a	a	ICS	IEEE-323-74 344-75

5075s/8 - copy of 0571n

TI
APERTURE
CARD

Also Available On
Aperture Card

8805240295 -179

MASTE

SEISMIC AND DYNAMIC QUALIFICATION SUMM

PLANT NAME: VOGTLE ELECTRIC GENERATING PLANT DOCKET NO.: 50-424 & 50-425 UTILITY: GEORGIA

THE SUPPLIER IS: X A/E ___ NSSS FOR EQU

	EQUIPMENT				LOCATION		LOADS	
TAG NO.	TYPE AND DESCRIPTION	MANUFACTURER AND MODEL NO.	QUALIFICATION REPORT NO.	QUANTITY	BUILDING AND ELEVATION	MOUNTING	SEISMIC	OTHER DYN
A1542W7100 -101	TORNADO DAMPERS 24" DIA. 48" DIA.	TECHNO	483A, 1083A,	2	EQUIPMENT 220'	HM	X	PLA VIB TIO AGI TOR NAD

5075s/9 - copy of 0571n

R LISTING
ARY AND STATUS OF SAFETY RELATED EQUIPMENT

POWER COMPANY A/E: BECHTEL NSSS: WESTINGHOUSE X4AJ32

IPMENT LISTED BELOW ____ OTHER SAFETY SYSTEM: FHB POST-ACCIDENT EXHAUST SYSTEM

CONSIDERED		QUALIFICATION METHOD			LOWEST NATURAL FREQUENCY			STATUS		RRS	
HER AMIC	REQUIRED INPUT (ZPA) H/V	ANALYSIS	TEST FREQUENCY	TEST DIRECTION	F/B (Hz)	S/S (Hz)	V (Hz)	QUALIFICATION	INSTALLATION	FIGURE REF.	CODES AND STANDARDS
NT RA- N NG, - D	.80/.90	S	-	-	F1	F1	F1	a	a	X2CR6-01 -02 -03 -04 ALL REV 0!	ANSI 509 ERDA 76-21 IEEE 344-75

5075s/10 - copy of 0571n

TI
APERTURE
CARD

Also Available On
Aperture Card

8805240295 -180

MASTER
SEISMIC AND DYNAMIC QUALIFICATION SUMMAR

DOCKET NO.: 50-424 & 50-425 UTILITY: GEORGIA PO

PLANT NAME: VOGTLE ELECTRIC GENLRATING PLANT

THE SUPPLIER IS: X A/E ___ NSSS FOR EQUIP

	EQUIPMENT				LOCATION		LOADS C	
TAG NO.	TYPE AND DESCRIPTION	MANUFACTURER AND MODEL NO.	QUALIFICATION REPORT NO.	QUANTITY	BUILDING AND ELEVATION	MOUNT-ING	SEIS-MIC	OTHE DYNAM
A15420400 1 -2 -3 -4 -5 -6 -7 -8	SEATLESS CHECK VALVES	TECHNO CORP. 5003-316	TECHNO CORP. JOB NO. 880B DATED AUG 27,1980	8	FUEL HANDLING 260' CONTROL 260'	LM	X	N/A
A15420400 9 -10	SEATLESS CHECK VALVES	TECHNO CORP. 5003-316	TECHNO CORP. JOB NO. 880B DATED AUG 27,1980	2	FUEL HANDLING 260' CONTROL 260'	LM	X	N/A

5075s/11 - copy of 0571n

ISTING
Y AND STATUS OF SAFETY RELATED EQUIPMENT

WER COMPANY A/E: BECHTEL NSSS: WESTINGHOUSE X4AR27

MENT LISTED BELOW ____ OTHER SAFETY SYSTEM: FHB POST-ACCIDENT EXHAUST SYSTEM

ONSIDERED	QUALIFICATION METHOD			LOWEST NATURAL FREQUENCY			STATUS		RRS	
REQUIRED INPUT (ZPA) H/V	ANALYSIS	TEST FREQUENCY	TEST DIRECTION	F/B (Hz)	S/S (Hz)	V (Hz)	QUALIFICATION	INSTALLATION	FIGURE REF.	CODES AND STANDARDS
4.5/4.5		N/A	N/A	F1	F1	F1	a	a	RIM	ANSI B31.3
4.5/4.5	S	N/A	N/A	F1	F1	F1		a	RIM	ANSI B31.3

5075s/12 - copy of 0571n

TI
APERTURE
CARD

Also Available On
Aperture Card

8805240295 -781

MASTE

SEISMIC AND DYNAMIC QUALIFICATION SUMM

PLANT NAME: VOGTLE ELECTRIC GENERATING PLANT

DOCKET NO.: 50-424 & 50-425

UTILITY: GEORGIA

THE SUPPLIER IS: X A/E ____ NSSS

FOR EQU

TAG NO.	EQUIPMENT: TYPE AND DESCRIPTION	EQUIPMENT: MANUFACTURER AND MODEL NO.	EQUIPMENT: QUALIFICATION REPORT NO.	EQUIPMENT: QUANTITY	LOCATION: BUILDING AND ELEVATION	LOCATION: MOUNTING	LOADS: SEISMIC	LOADS: OTHER DYN
AHV12510 -11 -12 -13	24" LOW LEAKAGE DAMPER W/E.H. ACTUATOR	QAD N/A ITT NH95G4602CD301	NQS-1027-1 1027-2 FHI #30015 #730.1.140	4	FUEL HANDLING 288' 2"	HM	X	
AZSO12510 -11 -12 -13 AZSC12510 -11 -12 -13	LIMIT SWITCH	NAMCO CONTROLS EA-180-31302 EA-180-32302	QTR-105	8	FHB 288' 2"	EM	X	
APDSL-12567 -68	ALARM UNIT	WESTINGHOUSE ELECTRIC CORPORATION 75AN310/15	JCI REPORT # QTR-1024	2	CONTROL 22)'	CM	X	
AFT-12516 -12517 -12551 -12552	FLOW TRANSMITTER/ SWITCHES (INTEGRAL ELECTRONICS)	FLUID COMPONENTS INC. LT-81	FCI REPORT NO. 708349	4	FHB 288' 2"	LM	X	
APDT-12567 -12568	DIFFERENTIAL PRESSURE TRANSMITTER (DPT)	TAVIS CORP. P8C(S)	JCI REPORT NO. 557-1347B	2	FHB 288' 2"	CW	X	

5075s/13 - copy of 0571n

CONSIDERED		QUALIFICATION METHOD			LOWEST NATURAL FREQUENCY			STATUS		RRS	
THER / AMIC	REQUIRED INPUT (ZPA) H/V	ANALYSIS	TEST FREQUENCY	TEST DIRECTION	F/B (Hz)	S/S (Hz)	V (Hz)	QUALIFICATION	INSTALLATION	FIGURE REF.	CODES AND STANDARDS
/A	.80/.90	S	-	-	F1	F1	F1	a	a	X2CR6-01 -02 -03 -04	IEEE-344-75 -323-74
/A	.80/.90	-	SF	SD	F1	F1	F1	a	a	X2CR6-01 -02 -03 -04	IEEE-323-74 -344-75
/A	.38/.42	-	MF	MD	F1	F1	F1	a	a	X2CR3-09 -10 -11 -12	IEEE-323-74 -344-75
/A	4.5/4.5	-	SF	MD	F1	F1	F1	a	a	RIM	IEEE-323-74 -344-75
/A	.80/.90	-	MF	MD	F1	F1	F1	a	a	X2CR6-01 -02 -03 -04	

TI
APERTURE
CARD

Also Available On
Aperture Card

8805240295 -182

MAST

SEISMIC AND DYNAMIC QUALIFICATION SUM

PLANT NAME: VOGTLE ELECTRIC GENERATING PLANT

DOCKET NO.: 50-424 & 50-425

UTILITY: GEORGIA

THE SUPPLIER IS: X A/E ___ NSSS

FOR EQ

	EQUIPMENT				LOCATION		LOAD	
TAG NO.	TYPE AND DESCRIPTION	MANUFACTURER AND MODEL NO.	QUALIFICATION REPORT NO.	UNIT 1 QUANTITY	BUILDING AND ELEVATION	MOUNTING	SEISMIC	DY
2190204048 -4249 -4257	3/4" & 1" NUCLEAR DIAPHRAGM VALVES (MARK NO. A53)	ITT-GRINNELL DWG NO. SD-C-111462 SD-C-111463	ITTT # W-252	3	VARIOUS	LM	X	

5076s/5 - copy of 0571n

ER LISTING
MARY AND STATUS OF SAFETY RELATED EQUIPMENT

POWER COMPANY A/E: BECHTEL NSSS: WESTINGHOUSE

UIPMENT LISTED BELOW ____ OTHER SAFETY SYSTEM: GASEOUS WASTE SYSTEM

S CONSIDERED		QUALIFICATION METHOD			LOWEST NATURAL FREQUENCY			STATUS		RRS	
THER NAMIC	REQUIRED INPUT (ZPA) H/V	ANALYSIS	TEST FREQUENCY	TEST DIRECTION	F/B (Hz)	S/S (Hz)	V (Hz)	QUALIFICATION	INSTALLATION	FIGURE REF.	CODES AND STANDARDS
-	4.5/4.5	S	N/A	N/A	F1	F1	F1	a	a	RIM	ASME III IEEE-344-75

5076s/6 - copy of 0571n

TI
APERTURE
CARD

Also Available On
Aperture Card

8805240295-183

MAS

SEISMIC AND DYNAMIC QUALIFICATION SU

PLANT NAME: VOGTLE ELECTRIC GENERATING PLANT DOCKET NO.: 50-424 & 50-425 UTILITY: GEORGI

THE SUPPLIER IS: X A/E ____ NSSS FOR E

	EQUIPMENT				LOCATION		LOA	
TAG NO.	TYPE AND DESCRIPTION	MANUFACTURER AND MODEL NO.	QUALIFICATION REPORT NO.	QUANTITY	BUILDING AND ELEVATION	MOUNTING	SEIS-M C	D
2HV9378	2"-600# GLOBE VALVE WITH DIAPHRAGM OPERATOR	FISHER ES (BODY) 667NS-45 (DIA.OP.)	FQP HAG-6	1	AUXILIARY 200'	LM	X	
2HY9378A -B	SOLENOID VALVE	ASCO NPK8320A186V	AQR-67368 REV. 0	2	VARIOUS	EM	X	
2ZSCA9378 2ZSCB9378 2ZSOA9378 2ZSOB9378	LIMIT SWITCH	NAMCO EA180-31302 -32302	QIR 105 REV. 1	4	VARIOUS	EM	X	

5076s/7 - copy of 0571n

TER LISTING
MMARY AND STATUS OF SAFETY RELATED EQUIPMENT

A POWER COMPANY A/E: BECHTEL NSSS: WESTINGHOUSE

X5AC01
PAGE: 184 OF 283

QUIPMENT LISTED BELOW ____ OTHER SAFETY SYSTEM: INSTRUMENT AIR SYSTEM

DS CONSIDERED		QUALIFICATION METHOD			LOWEST NATURAL FREQUENCY			STATUS		RRS	
OTHER YNAMIC	REQUIRED INPUT (ZPA) H/V	ANALYSIS	TEST FREQUENCY	TEST DIRECTION	F/B (Hz)	S/S (Hz)	V (Hz)	QUALIFICATION	INSTALLATION	FIGURE REF.	CODES AND STANDARDS
-	2.1/2.1	S	N/A	N/A	F1	--	F1	a	a	RIM	ASME III IEEE-323-74 -344-75
-	2.1/2.1	-	SF	SD	F1	F1	F1	a	a	RIM	IEEE-323-74 -344-75
-	2.1/2.1	-	SF	SD	F1	F1	F1	a	a	RIM	IEEE-323-74 -344-75

5076s/8 - copy of 0571n

TI
APERTURE
CARD

Also Available On
Aperture Card

8805240295 -184

MASTER

SEISMIC AND DYNAMIC QUALIFICATION SUMMA

DOCKET NO.: 50-424 & 50-425 UTILITY: GEORGIA P

PLANT NAME: VOGTLE ELECTRIC GENERATING PLANT

THE SUPPLIER IS: X A/E ____ NSSS FOR EQUI

	EQUIPMENT				LOCATION		LOADS	
TAG NO.	TYPE AND DESCRIPTION	MANUFACTURER AND MODEL NO.	QUALIFICATION REPORT NO.	QUANTITY	BUILDING AND ELEVATION	MOUNTING	SEISMIC	OTHER DYNA
VARIOUS	2"-600# CHECK VALVE	DRESSER IND. FIG. 5580 W	SR-187	LOT	N/A	LM	X	N/

5076s/9 - copy of 0571n

LISTING
RY AND STATUS OF SAFETY RELATED EQUIPMENT

OWER COMPANY A/E: BECHTEL NSSS: WESTINGHOUSE

X4AR00
PAGE: 185 OF 283

PMENT LISTED BELOW ____ OTHER SAFETY SYSTEM: INSTRUMENT AIR SYSTEM

CONSIDERED		QUALIFICATION METHOD			LOWEST NATURAL FREQUENCY			STATUS		RRS	
ER MIC	REQUIRED INPUT (ZPA) H/V	ANALYSIS	TEST FREQUENCY	TEST DIRECTION	F/B (Hz)	S/S (Hz)	V (Hz)	QUALIFICATION	INSTALLATION	FIGURE REF.	CODES AND STANDARDS
A	4.5/4.5	S	N/A	N/A	F1	F1	F1	a	a	RIM	ASME III IEEE-349-75

5076s/10 - copy of 0571n

TI
APERTURE
CARD

Also Available On
Aperture Card

8805240295-185

MASTER
SEISMIC AND DYNAMIC QUALIFICATION SUMMAR

PLANT NAME: VOGTLE ELECTRIC GENERATING PLANT DOCKET NO.: 50-424 & 50-425 UTILITY: GEORGIA PO

THE SUPPLIER IS: X A/E ____ NSSS FOR EQUIP

	EQUIPMENT				LOCATION		LOADS C	
TAG NO.	TYPE AND DESCRIPTION	MANUFACTURER AND MODEL NO.	QUALIFICATION REPORT NO.	QUANTITY	BUILDING AND ELEVATION	MOUNT-ING	SEIS-MIC	OTHE DYNAM
2HV9385	4"-150# F. W. GATE V. W/HILLER AIR OPR.	ANCHOR/DARLING E9001-39	R83.030, 30004-A, 46470-01	1	AUXILIARY 186'	LM	X	X
2HV9385	HILLER ACTUATOR	HILLER 10SA-A074	ER-ST-500P	1	AUX. 186'	EM	X	X
2HY9385A 2HY9385B	SOLENOID VALVE	ASCO NP8320A185V	AQR-67368	2	AUX. 186'	EM	X	X
2ZSOA9385 2ZSOB9385 2ZSCA9385 2ZSCB9385	LIMIT SWITCH	NAMCO EA-180-31302 EA-180-32302	QTR-105	4	AUX. 186'	EM	X	X
2HV9380A -B	4"-150# F. W. GATE V. W/LIMITORQUE	ANCHOR/DARLING E9001-24	R83.025, 30004	2	CONTAINMENT 220'	LM	X	X

5077s/5 - copy of 0571n

LISTING
Y AND STATUS OF SAFETY RELATED EQUIPMENT

WER COMPANY A/E: BECHTEL NSSS: WESTINGHOUSE X4AR01

MENT LISTED BELOW ____ OTHER SAFETY SYSTEM: INSTRUMENT AND SERVICE AIR SYSTEM

ONSIDERED R IC	REQUIRED INPUT (ZPA) H/V	QUALIFICATION METHOD: ANALYSIS	QUALIFICATION METHOD: TEST FREQUENCY	QUALIFICATION METHOD: TEST DIRECTION	LOWEST NATURAL FREQUENCY: F/B (Hz)	LOWEST NATURAL FREQUENCY: S/S (Hz)	LOWEST NATURAL FREQUENCY: V (Hz)	STATUS: QUALIFICATION	STATUS: INSTALLATION	RRS: FIGURE REF.	CODES AND STANDARDS
	2.1/2.1	S	-	-	F3	F3	F1	a	a	RIM	ASME III IEEE-323-74 -344-75
	2.1/2.1	N/A	SF	SD	F1	F1	F1	a	a	RIM	IEEE-323-74 344-75
	2.1/2.1	N/A	SF	SD	F1	F1	F1	a	a	RIM	IEEE-323-74 344-75
	2.1/2.1	N/A	SF	SD	F1	F1	F1	a	a	RIM	IEEE-323-74 344-75
	2.1/2.1	S	-	-	F1	F1	F1	a	a	RIM	ASM III IEEE 323-74 344-75

5077a/6 • copy of 0571n

TI APERTURE CARD

Also Available On Aperture Card

8805240295 -186

MASTER
SEISMIC AND DYNAMIC QUALIFICATION SUMMAR

PLANT NAME: VOGTLE ELECTRIC GENERATING PLANT

DOCKET NO.: 50-424 & 50-425

UTILITY: GEORGIA PO

THE SUPPLIER IS: X A/E ____ NSSS

FOR EQUI

	EQUIPMENT				LOCATION		LOADS C	
TAG NO.	TYPE AND DESCRIPTION	MANUFACTURER AND MODEL NO.	QUALIFICATION REPORT NO.	QUANTITY	BUILDING AND ELEVATION	MOUNT-ING	SEIS-MIC	OTHE DYNAM
2HV5380A -B	VALVE MOTOR OPERATOR	LIMITORQUE SMB-000-5	B0058	2	CONTAINMENT 220'	EM	X	X
22401U4034	4"-150# SWING CHECK VALVE	ANCHOR/DARLING 19001-40	R83.052	1	CONTAINMENT 180'	LM	X	X

5077s/7 - copy of 0571n

LISTING
Y AND STATUS OF SAFETY RELATED EQUIPMENT

WER COMPANY A/E: BECHTEL NSSS: WESTINGHOUSE

MENT LISTED BELOW ____ OTHER SAFETY SYSTEM: INSTRUMENT AND SERVICE AIR SYSTEM

ONSIDERED R IC	REQUIRED INPUT (ZPA) H/V	QUALIFICATION METHOD: ANALYSIS	QUALIFICATION METHOD: TEST FREQUENCY	QUALIFICATION METHOD: TEST DIRECTION	LOWEST NATURAL FREQUENCY: F/B (Hz)	LOWEST NATURAL FREQUENCY: S/S (Hz)	LOWEST NATURAL FREQUENCY: V (Hz)	STATUS: QUALIFICATION	STATUS: INSTALLATION	RRS: FIGURE REF.	CODES AND STANDARDS
	2.1/2.1	N/A	SF	SD	F1	F1	F1	a	a	RIM	IEEE-323-74 344-75
	2.1/2.1	S	-	-	F1	F1	F1	a	a	RIM	ASME III IEEE-344-75

5077s/8 - copy of 0571n

TI
APERTURE
CARD

Also Available On
Aperture Card

MASTER
SEISMIC AND DYNAMIC QUALIFICATION SUMMARY

DOCKET NO.: 50-424 & 50-425 UTILITY: GEORGIA POW

PLANT NAME: VOGTLE ELECTRIC GENERATING PLANT

THE SUPPLIER IS: X A/E ___ NSSS FOR EQUIPM

	EQUIPMENT				LOCATION		LOADS CO	
TAG NO.	TYPE AND DESCRIPTION	MANUFACTURER AND MODEL NO.	QUALIFICATION REPORT NO.	QUANTITY	BUILDING AND ELEVATION	MOUNT-ING	SEIS-MIC	OTHER DYNAMI
VARIOUS	1.5" - 1500# CHECK VALVE	ROCKWELL INT'L FIG 36274	SA-497909	LOT	N/A	LM	X	X

5077s/9 - copy of 0571n

ISTING
AND STATUS OF SAFETY RELATED EQUIPMENT

ER COMPANY A/E: BECHTEL NSSS: WESTINGHOUSE X4AR00

ENT LISTED BELOW ____ OTHER SAFETY SYSTEM: INSTRUMENT AND SERVICE AIR SYSTEM

NSIDERED	QUALIFICATION METHOD			LOWEST NATURAL FREQUENCY			STATUS		RRS	
REQUIRED INPUT (ZPA) H/V	ANALYSIS	TEST FREQUENCY	TEST DIRECTION	F/B (Hz)	S/S (Hz)	V (Hz)	QUALIFICATION	INSTALLATION	FIGURE REF.	CODES AND STANDARDS
4.5/4.5	S	N/A	N/A	F1	F1	F1	a	a	RIM	ASME III IEEE-344-75

5077s/10 • copy of 0571n

TI APERTURE CARD

Also Available On Aperture Card

8805240295 -188

MASTER
SEISMIC AND DYNAMIC QUALIFICATION SUMM

PLANT NAME: VOGTLE ELECTRIC GENERATING PLANT DOCKET NO.: 50-424 & 50-425 UTILITY: GEORGIA

THE SUPPLIER IS: X A/E ___ NSSS FOR EQU

	EQUIPMENT				LOCATION		LOADS	
TAG NO.	TYPE AND DESCRIPTION	MANUFACTURER AND MODEL NO.	QUALIFICATION REPORT NO.	QUANTITY	BUILDING AND ELEVATION	MOUNTING	SEISMIC	OTHER DYN
2HV41341E	2" PLUG VALVE WITH AIR OPERATOR	ATWOOD & MORRILL FIG. 1366	ATWOOD & MORRILL 312-18269-00 REV. 1	1	AUXILIARY	LM	X	N
2HV41341A -B -C -D	3" PLUG VALVE WITH AIR OPERATOR	ATWOOD & MORRILL FIG. 1366	ATWOOD & MORRILL 306-18269-00 REV. 1	4	AUXILIARY	LM	X	N

5078s/5 - copy of 0571n

LISTING
ARY AND STATUS OF SAFETY RELATED EQUIPMENT

POWER COMPANY A/E: BECHTEL NSSS: WESTINGHOUSE X4AN06
PAGE: 189 OF 283

IPMENT LISTED BELOW ___ OTHER SAFETY SYSTEM: LIQUID WASTE SYSTEM

CONSIDERED		QUALIFICATION METHOD			LOWEST NATURAL FREQUENCY			STATUS		RRS	
HER AMIC	REQUIRED INPUT (ZPA) H/V	ANALYSIS	TEST FREQUENCY	TEST DIRECTION	F/B (Hz)	S/S (Hz)	V (Hz)	QUALIFICATION	INSTALLATION	FIGURE REF.	CODES AND STANDARDS
/A	4.5/4.5	S	-	-	F1	F1	F1	B	B	RIM	ASME III IEEE-323-74 -304-75
/A	4.5/4.5	S	-	-	F1		F1	B	B	RIM	ASME III IEEE-323-74 -344-75

5078s/6 - copy of 0571n

TI
APERTURE
CARD

Also Available On
Aperture Card

MASTER
SEISMIC AND DYNAMIC QUALIFICATION SUM

PLANT NAME: VOGTLE ELECTRIC GENERATING PLANT DOCKET NO.: 50-424 & 50-425 UTILITY: GEORGIA

THE SUPPLIER IS: X A/E ____ NSSS FOR EQU

	EQUIPMENT				LOCATION		LOADS	
TAG NO.	TYPE AND DESCRIPTION	MANUFACTURER AND MODEL NO.	QUALIFICATION REPORT NO.	QUANTITY	BUILDING AND ELEVATION	MOUNTING	SEISMIC	OTHER DYN
2PSV41343	RELIEF VALVE 1" X 2"	CROSBY 1E2J035WR	CROSBY EC-1045 REV. 1	1	AUXILIARY	LM	X	N
2HV41338A -B -D -E	2" PLUG VALVE WITH AIR OPERATOR	ATWOOD & MORRILL FIG. 1366	ATWOOD & MORRILL 312-18269-00 REV. 1	4	AUXILIARY	LM	X	N

5078s/7 - copy of 0571n

LISTING
ARY AND STATUS OF SAFETY RELATED EQUIPMENT

POWER COMPANY A/E: BECHTEL NSSS: WESTINGHOUSE

IPMENT LISTED BELOW ____ OTHER SAFETY SYSTEM: LIQUID WASTE SYSTEM

CONSIDERED		QUALIFICATION METHOD			LOWEST NATURAL FREQUENCY			STATUS		RRS	
HER / AMIC	REQUIRED INPUT (ZPA) H/V	ANALYSIS	TEST FREQUENCY	TEST DIRECTION	F/B (Hz)	S/S (Hz)	V (Hz)	QUALIFICATION	INSTALLATION	FIGURE REF.	CODES AND STANDARDS
/A	4.5/4.5	S	-	-	F1	F1	F1	a	a	RIM	ASME III IEEE-323-74 -304-75
/A	2.1/2.1	S	-	-	F1	F1	F1	a	a	RIM	ASME III IEEE-323-74 -344-75

5078s/8 - copy of 0571n

TI
APERTURE
CARD

Also Available On
Aperture Card

MASTER

SEISMIC AND DYNAMIC QUALIFICATION SUMM

PLANT NAME: VOGTLE ELECTRIC GENERATING PLANT DOCKET NO.: 50-424 & 50-425 UTILITY: GEORGIA

THE SUPPLIER IS: X A/E ___ NSSS FOR EQU

	EQUIPMENT				LOCATION		LOADS	
TAG NO.	TYPE AND DESCRIPTION	MANUFACTURER AND MODEL NO.	QUALIFICATION REPORT NO.	QUANTITY	BUILDING AND ELEVATION	MOUNTING	SEISMIC	OTHER DYNA
2HV41338C	3" PLUG VALVE WITH AIR OPERATOR	ATWOOD & MORRILL FIG. 1366	ATWOOD & MORRILL 306-18269-00 REV. 1	1	AUXILIARY	LM	X	NA

5078s/9 - copy of 057>n

LISTING
ARY AND STATUS OF SAFETY RELATED EQUIPMENT

POWER COMPANY A/E: BECHTEL NSSS: WESTINGHOUSE X4AN06

PMENT LISTED BELOW ____ OTHER SAFETY SYSTEM: LIQUID WASTE SYSTEM

CONSIDERED		QUALIFICATION METHOD			LOWEST NATURAL FREQUENCY			STATUS		RRS	
ER MIC	REQUIRED INPUT (ZPA) H/V	ANALYSIS	TEST FREQUENCY	TEST DIRECTION	F/B (HZ)	S/S (HZ)	V (HZ)	QUALIFICATION	INSTALLATION	FIGURE REF.	CODES AND STANDARDS
A	2.1/2.1	S	-	-	F1	F1	F1	a	a	RIM	ASME III IEEE-323-74 -344-75

5078s/10 - copy of 0571n

TI APERTURE CARD

Also Available On Aperture Card

MASTE

SEISMIC AND DYNAMIC QUALIFICATION SUMM

PLANT NAME: VOGTLE ELECTRIC GENERATING PLANT DOCKET NO.: 50-424 & 50-425 UTILITY: GEORGIA

THE SUPPLIER IS: X A/E ___ NSSS FOR EQU

	EQUIPMENT				LOCATION		LOADS	
TAG NO.	TYPE AND DESCRIPTION	MANUFACTURER AND MODEL NO.	QUALIFICATION REPORT NO.	QUANTITY	BUILDING AND ELEVATION	MOUNT-ING	SEIS-MIC	OT DYN
2PSV41340	RELIEF VALVE 1" X 2"	CROSBY 1E2JO-35-WR	CROSBY EC-1045 REV. 1	1	AUXILIARY	LM	X	N

5078s/11 - copy of 0571n

LISTING
RY AND STATUS OF SAFETY RELATED EQUIPMENT

OWER COMPANY A/E: BECHTEL NSSS: WESTINGHOUSE

PMENT LISTED BELOW ____ OTHER SAFETY SYSTEM: LIQUID WASTE SYSTEM

CONSIDERED ER MIC	REQUIRED INPUT (ZPA) H/V	QUALIFICATION METHOD: ANALYSIS	QUALIFICATION METHOD: TEST FREQUENCY	QUALIFICATION METHOD: TEST DIRECTION	LOWEST NATURAL FREQUENCY: F/B (Hz)	LOWEST NATURAL FREQUENCY: S/S (Hz)	LOWEST NATURAL FREQUENCY: V (Hz)	STATUS: QUALIFICATION	STATUS: INSTALLATION	RRS: FIGURE REF.	CODES AND STANDARDS
A	4.5/4.5	S	-	-	F1	F1	F1	a	a	RIM	ASME III IEEE-323-74 -344-75

5078s/12 - copy of 0571n

TI
APERTURE
CARD

Also Available On
Aperture Card

8805240295-192

MASTER LI
SEISMIC AND DYNAMIC QUALIFICATION SUMMARY

PLANT NAME: VOGTLE ELECTRIC GENERATING PLANT DOCKET NO.: 50-424 & 50-425 UTILITY: GEORGIA POWE

THE SUPPLIER IS: X A/E ___ NSSS FOR EQUIPME

	EQUIPMENT				LOCATION		LOADS CON	
TAG NO.	TYPE AND DESCRIPTION	MANUFACTURER AND MODEL NO.	QUALIFICATION REPORT NO.	QUANTITY	BUILDING AND ELEVATION	MOUNTING	SEISMIC	OTHER DYNAMIC
2HV5227 -28 -29 -30	MAIN FEEDWATER ISOLATION VALVE	ANCHOR DARLING 16"x12"x16" 900# FWIV	46657-1 46657-2 46657-4 R82.068	4	AUXILIARY 195' CONTROL 200'	LM	X	N/A
2HV5227 -28 -29 -30	SELF CONTAINED HYDRAULIC VALVE ACTUATOR	ANCHOR DARLING 16"x12"x16" 900 #FWIV	NO. 43847-2 46657-1 46657-2 46657-4 R82.068	4	AUXILIARY 195' CONTROL 200'	LM	X	N/A
2ZSCA5227,-28, -29,-30 2ZSCB5227,-28, -29,-30 2ZSIA5227,-28, -29,-30	[SWITCHES	NAMCO CONTROLS MODEL: EA-180	46657-4	12	AUXILIARY 195' CONTROL 200'	EM	X	N/A
2ZSIB5227,-28, -29,-30 2ZSOA5227,-28, -29,-30 2ZSOB5227,-28, -29,-30	LIMIT SWITCHES	NAMCO CONTROLS MODEL: EA-180	46657-4	12	AUXILIARY 195' CONTROL 200'	EM	X	N/A
2HY5227A-M -28A-M -29A-M -30A-M	SOLENOID VALVES	SKINNER MODELS: V5H65590-120VDC V5H65600-120VDC	46657-4	52	AUXILIARY 195' CONTROL 200'	EM	X	N/A

5079s/5 - copy of 0571n

STING
AND STATUS OF SAFETY RELATED EQUIPMENT

R COMPANY A/E: BECHTEL NSSS: WESTINGHOUSE

NT LISTED BELOW ____ OTHER SAFETY SYSTEM: MAIN FEEDWATER SYSTEM

SIDERED REQUIRED INPUT (ZPA) H/V	QUALIFICATION METHOD			LOWEST NATURAL FREQUENCY			STATUS		RRS	
	ANALYSIS	TEST FREQUENCY	TEST DIRECTION	F/B (Hz)	S/S (Hz)	V (Hz)	QUALIFICATION	INSTALLATION	FIGURE REF.	CODES AND STANDARDS
2.1/1.0	D	N/A	N/A	F3	F3	F1	a	a	SPEC X4AR19 ATTACH-MENT QG FIGS. 1, 2,3,&4	IEEE-323-74 -344-75
2.1/1.0	D	MF	MD	F3	F3	F1	a	a	SPEC X4AR19 ATTACH-MENT QG FIGS. 1, 2,3,&4	IEEE-323-74 -344-75
ICS	N/A	MF	MD	N/A	N/A	N/A	a	a	ICS	IEEE-323-74 -344-75
ICS	N/A	MF	MD	N/A	N/A	N/A	a	a	ICS	IEEE-323-74 -344-75
ICS	N/A	MF	MD	N/A	N/A	N/A	a	a	ICS	IEEE-323-74 -344-75

5079s/6 - copy of 0571n

TI
APERTURE
CARD

Also Available On
Aperture Card

8805240295 -193

MASTER L
SEISMIC AND DYNAMIC QUALIFICATION SUMMARY

PLANT NAME: VOGTLE ELECTRIC GENERATING PLANT DOCKET NO.: 50-424 & 50-425 UTILITY: GEORGIA POW

THE SUPPLIER IS: X A/E ____ NSSS FOR EQUIPM

	EQUIPMENT				LOCATION		LOADS CO	
TAG NO.	TYPE AND DESCRIPTION	MANUFACTURER AND MODEL NO.	QUALIFICATION REPORT NO.	QUANTITY	BUILDING AND ELEVATION	MOUNT-ING	SEIS-MIC	OTHER DYNAMI
N/A**	MFIV THERM. RELIEF VLV.	PAUL-MUNROE HYDRAULICS	CALC. NO. X4CPS.0075.094	4/ UNIT	AUX. 195' CONTROL 220'	EM	X	N/A

* ZPA at the thermal relief valve approximate mounting location.
** Attached to MFIV Tag No. 1 & 2HV5227, 1 & 2HV5228, 1 & 2HV5229, 1 & 2HV5230.

5080s/5 - copy of 0571n

ISTING
AND STATUS OF SAFETY RELATED EQUIPMENT

ER COMPANY A/E: BECHTEL NSSS: WESTINGHOUSE X4AR19

ENT LISTED BELOW ____ OTHER SAFETY SYSTEM: MAIN FEEDWATER SYSTEM

NSIDERED	QUALIFICATION METHOD			LOWEST NATURAL FREQUENCY			TUS		RRS	
C! REQUIRED INPUT (ZPA) H/V	ANALYSIS	TEST FREQUENCY	TEST DIRECTION	F/B (Hz)	S/S (Hz)	V (Hz)	QUALIFICATION	INSTALLATION	FIGURE REF.	CODES AND STANDARDS
12/12 *	S	N/A	N/A	F1	F1	F1	a	a	N/A	ASME

5080s/6 - copy of 0571n

TI
APERTURE
CARD

Also Available On
Aperture Card

8805240295 -194

MASTER
SEISMIC AND DYNAMIC QUALIFICATION SUMMARY

PLANT NAME: VOGTLE ELECTRIC GENERATING PLANT DOCKET NO.: 50-424 & 50-425 UTILITY: GEORGIA POW

THE SUPPLIER IS: X A/E ___ NSSS FOR EQUIPM

	EQUIPMENT				LOCATION		LOADS CO	
TAG NO.	TYPE AND DESCRIPTION	MANUFACTURER AND MODEL NO.	QUALIFICATION REPORT NO.	QUANTITY	BUILDING AND ELEVATION	MOUNT-ING	SEIS-MIC	OTHER DYNAM
2HV3009 -19	4"-900# F. W. GATE V. W/LIMITORQUE M. O. AND LIMIT SWITCH	ANCHOR DARLING E9001-12	R85-108 30004, 46470-02	2	MSIV AREA 220'	LM	X	X
2HV3009 -19	VALVE MOTOR OPERATOR	LIMITORQUE SMB-00-15	B0058	2	MSIV AREA 220'	EM	X	X
2ZSC3009 2ZSC3019 2ZSO3009 2ZSO3019	LIMIT SWITCH	NAMCO EA-180	QTR-105	4	MSIV AREA 220'	EM	X	X

5080s/7 - copy of 0571n

LISTING
AND STATUS OF SAFETY RELATED EQUIPMENT

VER COMPANY A/E: BECHTEL NSSS: WESTINGHOUSE

ENT LISTED BELOW ____ OTHER SAFETY SYSTEM: MAIN STEAM SYSTEM

NSIDERED REQUIRED INPUT (ZPA) H/V	QUALIFICATION METHOD: ANALYSIS	QUALIFICATION METHOD: TEST FREQUENCY	QUALIFICATION METHOD: TEST DIRECTION	LOWEST NATURAL FREQUENCY: F/B (Hz)	LOWEST NATURAL FREQUENCY: S/S (Hz)	LOWEST NATURAL FREQUENCY: V (Hz)	STATUS: QUALIFICATION	STATUS: INSTALLATION	RRS: FIGURE REF.	CODES AND STANDARDS
2.1/2.1	S	-	-	F1	F1	F1	a	a	RIM	ASME III IEEE-323-74 -344-75
2.1/2.1	N/A	SF	SD	F1	F1	F1	a	a	RIM	IEEE-323-74 -344-75
2.1/2.1	N/A	SF	SD	F1	F1	F1	a	a	RIM	IEEE-323-74 -344-75

5080s/8 - copy of 0571n

TI
APERTURE
CARD

Also Available On
Aperture Card

8805240295-195

MASTER
SF SMIC AND DYNAMIC QUALIFICATION SUMMARY

PLANT NAME: VOGTLE ELECTRIC GENERATING PLANT DOCKET NO.: 50-424 & 50-425 UTILITY: GEORGIA PO

THE SUPPLIER IS: X A/E ____ NSSS FOR EQUIP

	EQUIPMENT				LOCATION		LOADS CO	
TAG NO.	TYPE AND DESCRIPTION	MANUFACTURER AND MODEL NO.	QUALIFICATION REPORT NO.	QUANTITY	BUILDING AND ELEVATION	MOUNTING	SEISMIC	OTHER DYNAM
2HV3006A -B 2HV3016A -B 2HV3026A -B 2HV3036A -B	MAIN STEAM ISOLATION VALVE (MSIV) (GATE VAVES)	ROCKWELL INT'L 28 X 24 X 28- FIG 1911 (WCC)- BJMMNPQTY	RAL-7090	8	AUXILIARY & CONTROL 220'	LM	X	N/A
2HV3006A -B 2HV3016A -B 2HV3026A -B 2HV3036A -B	GAS HYDRAULIC VALVE ACTUATOR FOR MSIV	ROCKWELL INT'L A-290-C-X-22	2938-44309-1	8	AUXILIARY & CONTROL 220'	LM ON MSIV	X	N/A
MOUNTED ON MSIV AS NOTED ABOVE	PRESSURE RELIEF VALVES FOR MSIV	CIRCLE SEAL CONTROL # L5332 T-4PP-500	CALC NO. X4CPS.0075. 091	8	AUXILIARY & CONTROL 220'	LM ON MSIV	X	N/A

5080s/9 - copy of 0571n

LISTING
AND STATUS OF SAFETY RELATED EQUIPMENT

ER COMPANY A/E: BECHTEL NSSS: WESTINGHOUSE

ENT LISTED BELOW ___ OTHER SAFETY SYSTEM: MAIN STEAM SYSTEM

NSIDERED REQUIRED INPUT (ZPA) H/V	QUALIFICATION METHOD ANALYSIS	TEST FREQUENCY	TEST DIRECTION	LOWEST NATURAL FREQUENCY F/B (Hz)	S/S (Hz)	V (Hz)	STATUS QUALIFICATION	INSTALLATION	RRS FIGURE REF.	CODES AND STANDARDS
4.0/4.0	S	N/A	N/A	F3	F3	-	a	a	RIM	ASME III IEEE-323-74 -344-75
1.5/1.3	N/A	MF	MD	N/A	N/A	N/A	a	a	FIG. 1-4 ATT. QG X4AR17 REV. 6 (DAPPOL ONIA CURVES)	ASME III IEEE-323-74 -344-75
4.0/4.0	S	N/A	N/A	F1	F1	F1	a	a	RIM	ASME III IEEE-323-74 344-75

5080s/10 - copy of 0571n

TI
APERTURE
CARD

Also Available On
Aperture Card

MASTER
SEISMIC AND DYNAMIC QUALIFICATION SUMMAR

PLANT NAME: VOGTLE ELECTRIC GENERATING PLANT DOCKET NO.: 50-424 & 50-425 UTILITY: GEORGIA PO

THE SUPPLIER IS: X A/E ____ NSSS FOR EQUIP

	EQUIPMENT				LOCATION		LOADS C	
TAG NO.	TYPE AND DESCRIPTION	MANUFACTURER AND MODEL NO.	QUALIFICATION REPORT NO.	QUANTITY	BUILDING AND ELEVATION	MOUNT-ING	SEIS-MIC	OTHE DYNAM
2HV5178 -79	1"-150# GLOBE VALVE WITH LIMITORQUE OPERATOR	FISHER (VALVE BODY) DBQNS	FQP 11B-5	2	AUXILIARY FEEDWATER PUMPHOUSE 220'	LM	X	-
2HV5178 -79	LIMITORQUE ACTUATOR	LIMITORQUE SMB-000/5	B0058 & ADD M TO B0058	2	AUXILIARY FEEDWATER PUMPHOUSE 220'	EM	X	-
2HV15212A -B -C -D -216A -B -C -D	3"-900# GLOBE VALVE WITH DIAPHRAGM OPERATOR	FISHER ES (BODY) 667NS-70 (DIA.OP.)	FQP 11AG-10	8	CONTAINMENT 183'	LM	X	-
2SV15212A -B -C -D -216A -B -C -D	SOLENOID VALVE	ASCO NPK8320A186E	AQR-67368 REV. 0	8	VARIOUS	EM	X	-
2ZSC15212A -B -C -D -216A -B -C -D	LIMIT SWITCH	NAMCO EA180-31302 -32302	QTR 105 REV. 1	8	VARIOUS	EM	X	-

5080s/11 - copy of 0571n

LISTING
Y AND STATUS OF SAFETY RELATED EQUIPMENT

WER COMPANY A/E: BECHTEL NSSS: WESTINGHOUSE X5AC01

MENT LISTED BELOW ____ OTHER SAFETY SYSTEM: MAIN STEAM SYSTEM

ONSIDERED	QUALIFICATION METHOD			LOWEST NATURAL FREQUENCY			STATUS		RRS	
REQUIRED INPUT (ZPA) H/V	ANALYSIS	TEST FREQUENCY	TEST DIRECTION	F/B (Hz)	S/S (Hz)	V (Hz)	QUALIFICATION	INSTALLATION	FIGURE REF.	CODES AND STANDARDS
2.1/2.1	S	N/A	N/A	F1	F1	F1	a	a	RIM	ASME III IEEE-323-74 -344-75
2.1/2.1	-	SF	SD	F1	F1	F1	a	a	RIM	IEEE-323-74 -344-75
2.1/2.1	S	N/A	N/A	F1	F1	F1	a	a	RIM	ASME III IEEE-323-74 -344-75
2.1/2.1	-	SF	SD	F1	F1	F1	a	a	RIM	IEEE-323-74 -344-75
2.1/2.1	-	SF	SD	F1	F1	F1	a	a	RIM	IEEE-323-74 -344-75

0805s/12 - copy of 0571n

TI APERTURE CARD

Also Available On Aperture Card

8805240295 797

MASTE

SEISMIC AND DYNAMIC QUALIFICATION SUMM

PLANT NAME: VOGTLE ELECTRIC GENERATING PLANT DOCKET NO.: 50-424 & 50-425 UTILITY: GEORGIA

THE SUPPLIER IS: X A/E ___ NSSS FOR EQU

TAG NO.	EQUIPMENT: TYPE AND DESCRIPTION	EQUIPMENT: MANUFACTURER AND MODEL NO.	QUALIFICATION REPORT NO.	QUANTITY	LOCATION: BUILDING AND ELEVATION	LOCATION: MOUNTING	LOADS: SEISMIC	LOADS: OTHER DYNA
2ZS015212A -B -C -D -216A -B -C -D	LIMIT SWITCH	NAMCO EA180-31302 -32302	QTR 105 REV. 1	8	VARIOUS	EM	X	
2HV13005A B -6A -B -7A -B -8A -B	4"-900# GLOBE VALVE WITH DIAPHRAGM OPERATOR	FISHER ED (BODY) 667NS-70 (DIA.OP.)	FQP11AG-12	8	VARIOUS	EM	X	
2HV13005A B -6A -B -7A -B -8A -B	SOLENOID VALVE	ASCO NPK8320A186E	AQR-67368 REV. 0	8	VARIOUS	EM	X	
2ZS13005A B -6A -B -7A -B -8A -B	LIMIT SWITCH	NAMCO EA180-31302	QTR 105 REV. 1	16	VARIOUS	EM	X	
2HV13005C -6C -7C -8C	4"-900# GLOBE VALVE WITH DIAPHRAGM OPERATOR	FISHER ED (BODY) 667NS-70 (DIA.OP.)	FQP-11B-6	4	VARIOUS	LM	X	

R LISTING
ARY AND STATUS OF SAFETY RELATED EQUIPMENT

POWER COMPANY A/E: BECHTEL NSSS: WESTINGHOUSE X5AC01
PAGE: 198 OF 283

PMENT LISTED BELOW ___ OTHER SAFETY SYSTEM: MAIN STEAM SYSTEM

CONSIDERED		QUALIFICATION METHOD			LOWEST NATURAL FREQUENCY			STATUS		RRS	
HER AMIC	REQUIRED INPUT (ZPA) H/V	ANALYSIS	TEST FREQUENCY	TEST DIRECTION	F/B (Hz)	S/S (Hz)	V (Hz)	QUALIFICATION	INSTALLATION	FIGURE REF.	CODES AND STANDARDS
-	2.1/2.1	-	SF	SD	F1	F1	F1	a	a	RIM	IEEE-323-74 -344-75
-	2.1/2.1	S	N/A	N/A	F1	F1	F1	a	a	RIM	ASME III IEEE-323-74 -344-75
-	2.1/2.1	-	SF	SD	F1	F1	F1	a	a	RIM	IEEE-323-74 -344-75
-	2.1/2.1	-	SF	SD	F1	F1	F1	a	a	RIM	IEEE-323-74 -344-75
-	2.1/2.1	S	N/A	N/A	F1	F1	F1	a	a	RIM	ASME III IEEE-323-74 -344-75

5080s/14 - copy of 0571n

TI
APERTURE
CARD

Also Available On
Aperture Card

8805240295 798

MASTER
SEISMIC AND DYNAMIC QUALIFICATION SUMMA

PLANT NAME: VOGTLE ELECTRIC GENERATING PLANT

DOCKET NO.: 50-424 & 50-425

UTILITY: GEORGIA

THE SUPPLIER IS: X A/E ___ NSSS

FOR EQU

	EQUIPMENT				LOCATION		LOADS	
TAG NO.	TYPE AND DESCRIPTION	MANUFACTURER AND MODEL NO.	QUALIFICATION REPORT NO.	QUANTITY	BUILDING AND ELEVATION	MOUNTING	SEISMIC	OTH DYNA
2PV3000 -10 -20 -30	ATMOSPHERIC STEAM DUMP VALVE ASSEMBLY	CCI 0X09-X8-X8BW-108W	58649 & SR-23468-1	4	AUXILIARY 240' CONTROL 240'	LM	X	NA
2PV3000 -10 -20 -30	VALVE ACTUATOR	PAUL-MUNROE HYDRAULICS PF 86620	PA89946 (PA87363 PART I)	4	AUXILIARY 240' CONTROL 240'	LM	X	NA
2PV3000 -10 -20 -30	FEEDBACK ELECTRONICS	PAUL-MUNROE HYDRAULICS SA 85115, SERIES B	PA89946 (PA87363 PART II)	4	AUXILIARY 240' CONTROL 240'	CW	X	NA

5080s/15 - copy of 0571n

R LISTING
ARY AND STATUS OF SAFETY RELATED EQUIPMENT

POWER COMPANY A/E: BECHTEL NSSS: WESTINGHOUSE

PMENT LISTED BELOW ____ OTHER SAFETY SYSTEM: MAIN STEAM SYSTEM

CONSIDERED		QUALIFICATION METHOD			LOWEST NATURAL FREQUENCY			STATUS		RRS	
ER AMIC	REQUIRED INPUT (ZPA) H/V	ANALYSIS	TEST FREQUENCY	TEST DIRECTION	F/B (Hz)	S/S (Hz)	V (Hz)	QUALIFICATION	INSTALLATION	FIGURE REF.	CODES AND STANDARDS
A	3.86/3.86	S	-	-	F1	F1	F1	a	a	RIM	IEEE-323-74 -344-75
A	3.86/3.86	-	SF	MD	F1	F1	F1	a	a	RIM	IEEE-323-74 -344-75
A	.57/.67	-	MF	MD	F1	F1	F1	a	a	X2CR3-13 -14 -15 -16	IEEE-323-74 -344-75

5080s/16 - copy of 0571n

TI
APERTURE
CARD

Also Available On
Aperture Card

MASTE
SEISMIC AND DYNAMIC QUALIFICATION SUMM

PLANT NAME: VOGTLE ELECTRIC GENERATING PLANT DOCKET NO.: 50-424 & 50-425 UTILITY: GEORGIA

THE SUPPLIER IS: X A/E ___ NSSS FOR EQU

	EQUIPMENT				LOCATION		LOADS	
TAG NO.	TYPE AND DESCRIPTION	MANUFACTURER AND MODEL NO.	QUALIFICATION REPORT NO.	QUANTITY	BUILDING AND ELEVATION	MOUNTING	SEISMIC	OTH DYNA
2FT15212A -B -C -D 2FT15216A -B -C -D	DIFFERENTIAL ELECTRONIC TRANSMITTER	ITT BARTON 764	R3-764-9	8	CONTAINMENT 171'-9" & 177'-3"	CF/CW	X	N/

5080s/17 - copy of 0571n

LISTING
RY AND STATUS OF SAFETY RELATED EQUIPMENT

OWER COMPANY A/E: BECHTEL NSSS: WESTINGHOUSE X5AD07

PAGE: 200 OF 283

PMENT LISTED BELOW ____ OTHER SAFETY SYSTEM: MAIN STEAM SYSTEM

CONSIDERED		QUALIFICATION METHOD			LOWEST NATURAL FREQUENCY			STATUS		RRS	
ER MIC	REQUIRED INPUT (ZPA) H/V	ANALYSIS	TEST FREQUENCY	TEST DIRECTION	F/B (Hz)	S/S (Hz)	V (Hz)	QUALIFICATION	INSTALLATION	FIGURE REF.	CODES AND STANDARDS
A	.8/.9	-	MF	MD	N/D	N/D	N/D	a	a	X2CR6-01 -02 -03 -04	IEEE-323-74 -344-75

5080s/18 - copy of 0571n

TI
APERTURE
CARD

Also Available On
Aperture Card

8805240295 -200

MASTER
SEISMIC AND DYNAMIC QUALIFICATION SUMMAR

PLANT NAME: VOGTLE ELECTRIC GENERATING PLANT

DOCKET NO.: 50-424 & 50-425

UTILITY: GEORGIA PO

THE SUPPLIER IS: __X__ A/E ____ NSSS

FOR EQUI

	EQUIPMENT				LOCATION		LOADS C	
TAG NO.	TYPE AND DESCRIPTION	MANUFACTURER AND MODEL NO.	QUALIFICATION REPORT NO.	QUANTITY	BUILDING AND ELEVATION	MOUNT-ING	SEIS-MIC	OTHE DYNAM
2PSV3001 -3002 -3003 -3004 -3005 -3031 -3032	MAIN STEAM SAFETY VALVES	CROSBY VALVE AND GAGE CO. 6R10 HA 75 FN	CROSBY/ACTON LRBS REPORT # 4050 REV 1, OCT 18, 1983	7	AUXILIARY 227' 6" LINE MTD	LM	X	N/R
2PSV3011 -3021 -3012 -3022 -3013 -3023 -3014 -3024	MAIN STEAM SAFETY VALVES	CROSBY VALVE AND GAGE CO. 6R10 HA 75 FN	CROSBY/ACTON LRBS REPORT # 4050 REV 1, OCT 18, 1983	8	CONTROL 234' 4" LINE MTD	LM	X	N/R
2PSV3015 -3025	MAIN STEAM SAFETY VALVES	CROSBY VALVE AND GAGE CO. 6R10 HA 75 FN	CROSBY/ACTON LRBS REPORT # 4050 REV 1, OCT 18, 1983	2	CONTROL 234' 4" LINE MTD	LM	X	N/R
2PSV3033 -3034 -3035	MAIN STEAM SAFETY VALVES	CROSBY VALVE AND GAGE CO. 6R10 HA 75 FN	CROSBY/ACTON LRBS REPORT # 4050 REV 1, OCT 18, 1983	3	AUXILIARY 227' 6" LINE MTD	LM	X	N/R

5080s/19 - copy of 0571n

LISTING
Y AND STATUS OF SAFETY RELATED EQUIPMENT

WER COMPANY A/E: BECHTEL NSSS: WESTINGHOUSE X5AC05

MENT LISTED BELOW ____ OTHER SAFETY SYSTEM: MAIN STEAM SYSTEM

ONSIDERED	QUALIFICATION METHOD			LOWEST NATURAL FREQUENCY			STATUS		RRS	
R IC REQUIRED INPUT (ZPA) H/V	ANALYSIS	TEST FREQUENCY	TEST DIRECTION	F/B (Hz)	S/S (Hz)	V (Hz)	QUALIFICATION	INSTALLATION	FIGURE REF.	CODES AND STANDARDS
2.1/2.1	N/A	SF, MF	MD	F1	F1	F1	a	a	RIM	ASME III ANSI B16.5 IEEE-323-74 -344-75
2.1/2.1	N/A	SF, MF	MD	F1	F1	F1	a	a	RIM	ASME III ANSI B16.5 IEEE-323-74 -344-75
2.1/2.1	N/A	SF, MF	MD	F1	F1	F1	a	a	RIM	ASME III ANSI B16.5 IEEE-323-74 -344-75
2.1/2.1	N/A	SF, MF	MD	F1	F1	F1	a	a	RIM	ASME III ANSI B16.5 IEEE-323-74 -344-75

5080s/20 - copy of 0571n

TI APERTURE CARD

Also Available On Aperture Card

8805240295 -20

MASTER L

SEISMIC AND DYNAMIC QUALIFICATION SUMMARY

PLANT NAME: VOGTLE ELECTRIC GENERATING PLANT

DOCKET NO.: 50-424 & 50-425

UTILITY: GEORGIA POWE

THE SUPPLIER IS: X A/E ____ NSSS

FOR EQUIPME

	EQUIPMENT				LOCATION		LOADS CO	
TAG NO.	TYPE AND DESCRIPTION	MANUFACTURER AND MODEL NO.	QUALIFICATION REPORT NO.	QUANTITY	BUILDING AND ELEVATION	MOUNT-ING	SEIS-MIC	OTHER DYNAMIC
2130104006 2130104008 2130104404	4" CHECK VALVE 900#	ANCHOR/DARLING E9001-7	R83.058	3	N/A	LM	X	N/A

5080s/21 - copy of 0571n

STING
AND STATUS OF SAFETY RELATED EQUIPMENT

R COMPANY A/E: BECHTEL NSSS: WESTINGHOUSE

NT LISTED BELOW ___ OTHER SAFETY SYSTEM: MAIN STEAM SYSTEM

SIDERED REQUIRED INPUT (ZPA) H/V	QUALIFICATION METHOD: ANALYSIS	QUALIFICATION METHOD: TEST FREQUENCY	QUALIFICATION METHOD: TEST DIRECTION	LOWEST NATURAL FREQUENCY: F/B (Hz)	LOWEST NATURAL FREQUENCY: S/S (Hz)	LOWEST NATURAL FREQUENCY: V (Hz)	STATUS: QUALIFICATION	STATUS: INSTALLATION	RRS: FIGURE REF.	CODES AND STANDARDS
2.1/2.1	S	-	-	F1	F1	F1	a	a	RIM	ASME III

5080s/22 - copy of 0571n

TI
APERTURE
CARD

Also Available On
Aperture Card

MASTER

SEISMIC AND DYNAMIC QUALIFICATION SUMMAR

PLANT NAME: VOGTLE ELECTRIC GENERATING PLANT DOCKET NO.: 50-424 & 50-425 UTILITY: GEORGIA PO

THE SUPPLIER IS: X A/E ___ NSSS FOR EQUIP

	EQUIPMENT				LOCATION		LOADS C	
TAG NO.	TYPE AND DESCRIPTION	MANUFACTURER AND MODEL NO.	QUALIFICATION REPORT NO.	QUANTITY	BUILDING AND ELEVATION	MOUNT-ING	SEIS-MIC	OTHE DYNAM
21500Q5HVC	HEATING VENTILATING & AIR COND. PANEL (HVAC PANEL)	RELIANCE	ANALYSIS REPORT NO. AAI-174 REPORT NO. 30013 (MODAL SURVEY)	1	CONTROL ROOM 220'	CF	X	N/A

5081s/5 - copy of 0571n

LISTING
Y AND STATUS OF SAFETY RELATED EQUIPMENT

WER COMPANY A/E: BECHTEL NSSS: WESTINGHOUSE

MENT LISTED BELOW ____ OTHER SAFETY SYSTEM: MULTISYSTEM

ONSIDERED		QUALIFICATION METHOD			LOWEST NATURAL FREQUENCY			STATUS		RRS	
R IC	REQUIRED INPUT (ZPA) H/V	ANALYSIS	TEST FREQUENCY	TEST DIRECTION	F/B (Hz)	S/S (Hz)	V (Hz)	QUALIFICATION	INSTALLATION	FIGURE REF.	CODES AND STANDARDS
	.38/.42	S	-	-	F1	F1	F1	a	a	X2CR3-09 -10 -11 -12	IEEE-323-74! -384-75!

5081s/6 - copy of 0571n

TI
APERTURE
CARD

Also Available On
Aperture Card

8805240295 -203

MASTER
SEISMIC AND DYNAMIC QUALIFICATION SUMMA

PLANT NAME: VOGTLE ELECTRIC GENERATING PLANT DOCKET NO.: 50-424 & 50-425 UTILITY: GEORGIA P

THE SUPPLIER IS: X A/E ___ NSSS FOR EQU

TAG NO.	EQUIPMENT				LOCATION		LOADS	
	TYPE AND DESCRIPTION	MANUFACTURER AND MODEL NO.	QUALIFICATION REPORT NO.	QUANTITY	BUILDING AND ELEVATION	MOUNTING	SEISMIC	OTH DYNA
21816U3007	ELECTRICAL AUXILIARY BOARD	RELIANCE	REPORT #AAI-162 #A-559-83-01, 10390	1	CONTROL 220'	CF	X	N/

5082s/5 - copy of 0571n

LISTING
RY AND STATUS OF SAFETY RELATED EQUIPMENT

OWER COMPANY A/E: BECHTEL NSSS: WESTINGHOUSE X3AE01

PMENT LISTED BELOW ____ OTHER SAFETY SYSTEM: MULTISYSTEM PANELS AND BOARD

CONSIDERED		QUALIFICATION METHOD			LOWEST NATURAL FREQUENCY			STATUS		RRS	
ER MIC	REQUIRED INPUT (ZPA) H/V	ANALYSIS	TEST FREQUENCY	TEST DIRECTION	F/B (Hz)	S/S (Hz)	V (Hz)	QUALIFICATION	INSTALLATION	FIGURE REF.	CODES AND STANDARDS
A	.38/.42	S	MF	MD	F1	F1	F1	a	a	X2CR3-09 -10 -11 -12	IEEE-323-74 -344-75

50826/6 - copy of 0571n

TI
APERTURE
CARD

Also Available On
Aperture Card

8805240295 -204

MASTER

SEISMIC AND DYNAMIC QUALIFICATION SUMMA

PLANT NAME: VOGTLE ELECTRIC GENERATING PLANT DOCKET NO.: 50-424 & 50-425 UTILITY: GEORGIA P

THE SUPPLIER IS: X A/E ___ NSSS FOR EQUI

	EQUIPMENT				LOCATION		LOADS	
TAG NO.	TYPE AND DESCRIPTION	MANUFACTURER AND MODEL NO.	QUALIFICATION REPORT NO.	QUANTITY	BUILDING AND ELEVATION	MOUNTING	SEISMIC	OTH DYNA
21816U3009 -10 -21	ISOLATION DEVICE PANELS	RELIANCE	#AAI-170 #30007	3	CONTROL 220'	CF	X	N/
21816U3005 -6	ISOLATION DEVICE PANELS	RELIANCE	#AAI-169 #30008	2	CONTROL 220'	CF	X	N/

5082s/7 - copy of 0571n

LISTING
RY AND STATUS OF SAFETY RELATED EQUIPMENT

OWER COMPANY A/E: BECHTEL NSSS: WESTINGHOUSE X3AE06
PAGE: 205 OF 283

PMENT LISTED BELOW ___ OTHER SAFETY SYSTEM: MULTISYSTEM PANELS AND BOARDS

CONSIDERED		QUALIFICATION METHOD			LOWEST NATURAL FREQUENCY			STATUS		RRS	
ER MIC	REQUIRED INPUT (ZPA) H/V	ANALYSIS	TEST FREQUENCY	TEST DIRECTION	F/B (Hz)	S/S (Hz)	V (Hz)	QUALIFICATION	INSTALLATION	FIGURE REF.	CODES AND STANDARDS
A	.38/.42	S	MF	MD	F1	F1	F1	a	a a d	X2CR3-09 -10 -12	IEEE-323-74 -344-75
A	.38/.42	S	MF	MD	F1	F1	F1	a	a	X2CR3-09 -10 -11 -12	IEEE-323-74 -344-75

5082s/8 - copy of 0571n

TI
APERTURE
CARD

Also Available On
Aperture Card

8805240295 -205

MASTER
SEISMIC AND DYNAMIC QUALIFICATION SUMMA

PLANT NAME: VOGTLE ELECTRIC GENERATING PLANT DOCKET NO.: 50-424 & 50-425 UTILITY: GEORGIA P

THE SUPPLIER IS: X A/E ___ NSSS FOR EQUI

	EQUIPMENT				LOCATION		LOADS	
TAG NO.	TYPE AND DESCRIPTION	MANUFACTURER AND MODEL NO.	QUALIFICATION REPORT NO.	QUANTITY	BUILDING AND ELEVATION	MOUNT-ING	SEIS-MIC	OTH DYNA
21816U3001	AUXILIARY RELAY PANEL	RELIANCE ELECTRIC	#AAI-138 SDRC #11077-2	1	CONTROL 200'	CF	X	N/
21816U3002	AUXILIARY RELAY PANEL	RELIANCE ELECTRIC	#AAI-155 SDRC #11077-2	1	CONTROL 200'	CF	X	N/
21816U3003	AUXILIARY RELAY PANEL	RELIANCE ELECTRIC	#AAI-156 SDRC #11077-2	1	CONTROL 240'	CF	X	N/
21816U3004	AUXILIARY RELAY PANEL	RELIANCE ELECTRIC	#AAI-151 SDRC #11077-1	1	CONTROL 240'	CF	X	N/
21816U3013	AUXILIARY RELAY PANEL	RELIANCE ELECTRIC	#AAI-157 SDRC #11077-2	1	CONTROL 200'	CF	X	N/

5082s/9 - copy of 057in

LISTING
RY AND STATUS OF SAFETY RELATED EQUIPMENT

OWER COMPANY A/E: BECHTEL NSSS: WESTINGHOUSE X3AE08

PMENT LISTED BELOW ___ OTHER SAFETY SYSTEM: MULTISYSTEM PANELS AND BOARDS

CONSIDERED		QUALIFICATION METHOD			LOWEST NATURAL FREQUENCY			STATUS		RRS	
ER MIC	REQUIRED INPUT (ZPA) H/V	ANALYSIS	TEST FREQUENCY	TEST DIRECTION	F/B (Hz)	S/S (Hz)	V (Hz)	QUALIFICATION	INSTALLATION	FIGURE REF.	CODES AND STANDARDS
A	.36/.40	S	-	-	F1	F1	F1	a	a	X2CR3-05 -06 -07 -08	IEEE-323-74 -344-75
A	.36/.40	S	-	-	F1	F1	F1	a	a	X2CR3-05 -06 -07 -08	IEEE-323-74 -344-75
A	.57/.67	S	-	-	F1	F1	F1	a	a	X2CR3-13 -14 -15 -16	IEEE-323-74 -344-75
A	.57/.67	S	-	-	F1	F1	F1	a	a	X2CR3-13 -14 -15 -16	IEEE-323-74 -344-75
A	.36/.40	S	-	-	F1	F1	F1	a	a	X2CR3-05 -06 -07 -08	IEEE-323-74 -344-75

5082s/10 - copy of 0571n

TI
APERTURE
CARD

Also Available On
Aperture Card

8805240295 -206

MASTE

SEISMIC AND DYNAMIC QUALIFICATION SUMM

PLANT NAME: VOGTLE ELECTRIC GENERATING PLANT DOCKET NO.: 50-424 & 50-425 UTILITY: GEORGIA

THE SUPPLIER IS: X A/E ____ NSSS FOR EQU

	EQUIPMENT				LOCATION		LOADS	
TAG NO.	TYPE AND DESCRIPTION	MANUFACTURER AND MODEL NO.	QUALIFICATION REPORT NO.	QUANTITY	BUILDING AND ELEVATION	MOUNTING	SEISMIC	OTH DYNA
21816U3014	AUXILIARY RELAY PANEL	RELIANCE ELECTRIC	#AAI-158 SDRC #11077-2	1	CONTROL 200'	CF	X	N/
21816U3015	AUXILIARY RELAY PANEL	RELIANCE ELECTRIC	#AAI-153 SDRC #11077-1	1	CONTROL 240'	CF	X	N/
21816U3017	AUXILIARY RELAY PANEL	RELIANCE ELECTRIC	#AAI-159 SDRC #11077-2	1	CONTROL 200'	CF	X	N/
21816U3018	AUXILIARY RELAY PANEL	RELIANCE ELECTRIC	#AAI-154 SDRC #11077-1	1	CONTROL 200'	CF	X	N/
21816U3019	LOCAL CONTROL STATION	RELIANCE ELECTRIC	AAI-164 SDRC #11427-3	1	CONTROL 220'	CW	X	N/

LISTING
RY AND STATUS OF SAFETY RELATED EQUIPMENT

POWER COMPANY A/E: BECHTEL NSSS: WESTINGHOUSE

X3AE08
PAGE: 207 OF 283

PMENT LISTED BELOW ____ OTHER SAFETY SYSTEM: MULTISYSTEM PANELS AND BOARDS

CONSIDERED		QUALIFICATION METHOD			LOWEST NATURAL FREQUENCY			STATUS		RRS	
ER MIC	REQUIRED INPUT (ZPA) H/V	ANALYSIS	TEST FREQUENCY	TEST DIRECTION	F/B (Hz)	S/S (Hz)	V (Hz)	QUALIFICATION	INSTALLATION	FIGURE REF.	CODES AND STANDARDS
A	.36/.40	S	-	-	F1	F1	F1	a	a	X2CR3-05 -06 -07 -08	IEEE-323-74 -344-75
A	.57/.67	S	-	-	F1	F1	F1	a	a	X2CR3-13 -14 -15 -16	IEEE-323-74 -344-75
A	.36/.40	S	-	-	F1	F1	F1	a	a	X2CR3-05 -06 -07 -08	IEEE-323-74 -344-75
A	.36/.40	S	-	-	F1	F1	F1	a	a	X2CR3-05 -06 -07 -08	IEEE-323-74 -344-75
A	.57/.67	S	-	-	F1	F1	F1	a	b	X2CR3-13 -14 -15 -16	IEEE-323-74 -344-75

5082s/12 - copy of 0571n

TI
APERTURE
CARD

Also Available On
Aperture Card

MASTER
SEISMIC AND DYNAMIC QUALIFICATION SUMMA

PLANT NAME: VOGTLE ELECTRIC GENERATING PLANT DOCKET NO.: 50-424 & 50-425 UTILITY: GEORGIA P

THE SUPPLIER IS: X A/E ____ NSSS FOR EQUI

	EQUIPMENT				LOCATION		LOADS	
TAG NO.	TYPE AND DESCRIPTION	MANUFACTURER AND MODEL NO.	QUALIFICATION REPORT NO.	QUANTITY	BUILDING AND ELEVATION	MOUNTING	SEISMIC	OTHER DYNAM
2HV3520 -21 -26 -30	SOLENOID VALVE 1 INCH., GLOBE, N. C. DIRECT OPERATOR	VALCOR V526-5683-12	MR526-5683-12-1	4	CONTROL 220'	CF	X	-

5083s/5 - copy of 0571n

LISTING
Y AND STATUS OF SAFETY RELATED EQUIPMENT

WER COMPANY A/E: BECHTEL NSSS: WESTINGHOUSE

MENT LISTED BELOW

___ OTHER

SAFETY SYSTEM: NSS GAS SAMPLING SYSTEM

ONSIDERED REQUIRED INPUT (ZPA) IC H/V	QUALIFICATION METHOD: ANALYSIS	QUALIFICATION METHOD: TEST FREQUENCY	QUALIFICATION METHOD: TEST DIRECTION	LOWEST NATURAL FREQUENCY: F/B (Hz)	LOWEST NATURAL FREQUENCY: S/S (Hz)	LOWEST NATURAL FREQUENCY: V (Hz)	STATUS: QUALIFICATION	STATUS: INSTALLATION	RRS: FIGURE REF.	CODES AND STANDARDS
.38/.42	S		-	F1	F1	F1	a	d	X2CR3-09 -10 -11 -12	ASME III IEEE-323-74 -344-75

5083s/6 - copy of 0471n

TI
APERTURE
CARD

Also Available On
Aperture Card

MASTER
SEISMIC AND DYNAMIC QUALIFICATION SUMMA

PLANT NAME: VOGTLE ELECTRIC GENERATING PLANT DOCKET NO.: 50-424 & 50-425 UTILITY: GEORGIA

THE SUPPLIER IS: X A/E ____ NSSS FOR EQU

	EQUIPMENT				LOCATION		LOADS	
TAG NO.	TYPE AND DESCRIPTION	MANUFACTURER AND MODEL NO.	QUALIFICATION REPORT NO.	QUANTITY	BUILDING AND ELEVATION	MOUNTING	SEISMIC	OTH DYNA
2HV3508 -514 -502	1"-1710# GLOBE VALVE WITH DIAPHRAGM OPERATOR	FISHER DBQNS (BODY) 667NS-40 (DIA. OP.)	FQP 11AG-5	3	AUXILIARY 209'	LM	X	-
2HY3508 -3514 -3502	SOLENOID VALVE	ASCO NPK8320A186V	AQR-67368 REV. 0	3	VARIOUS	EM	X	-
2ZS3508 -3514 -3502	LIMIT SWITCH	NAMCO EA180-31302	QTR-105 REV. 1	6	VARIOUS	EM	X	-
2HV3507 -3513	1"-1710# GLOBE VALVE WITH DIAPHRAGM OPERATOR	FISHER DBQNS (BODY) 667NS-40 (DIA. OP.)	FQP 11AG-4	2	CONTAINMENT 220'	LM	X	-
2HY3507 -3513	SOLENOID VALVE	ASCO NPK8320A186V	AQR-67368 REV. 0	2	VARIOUS	EM	X	-

'384s/5 - copy of 0571n

LISTING
RY AND STATUS OF SAFETY RELATED EQUIPMENT

OWER COMPANY A/E: BECHTEL NSSS: WESTINGHOUSE

PMENT LISTED BELOW ____ OTHER SAFETY SYSTEM: NSS LIQUID SAMPLING SYSTEM

ER MIC	CONSIDERED REQUIRED INPUT (ZPA) H/V	QUALIFICATION METHOD ANALYSIS	TEST FREQUENCY	TEST DIRECTION	LOWEST NATURAL FREQUENCY F/B (Hz)	S/S (Hz)	V (Hz)	STATUS QUALIFICATION	INSTALLATION	RRS FIGURE REF.	CODES AND STANDARDS
	2.1/2.1	S	N/A	N/A	F1	F1	F1	a	a	RIM	ASME III IEEE-323-74 -344-75
	2.1/2.1	-	SF	SD	F1	F1	F1	a	a	RIM	IEEE 323-74 344-75
	2.1/2.1	-	SF	SD	F1	F1	F1	a	a	RIM	IEEE 323-74 344-75
	2.1/2.1	S	N/A	N/A	F1	F1	F1	a	a	RIM	ASME III IEEE-323-74 -344-75
	2.1/2.1	-	SF	SD	F1	F1	F1	a	b	RIM	IEEE 323-74 344-75

5084s/6 - copy of 0571n

TI
APERTURE
CARD

Also Available On
Aperture Card

MASTER
SEISMIC AND DYNAMIC QUALIFICATION SUMMA

PLANT NAME: VOGTLE ELECTRIC GENERATING PLANT DOCKET NO.: 50-424 & 50-425 UTILITY: GEORGIA P

THE SUPPLIER IS: X A/E ___ NSSS FOR EQUI

	EQUIPMENT				LOCATION		LOADS	
TAG NO.	TYPE AND DESCRIPTION	MANUFACTURER AND MODEL NO.	QUALIFICATION REPORT NO.	QUANTITY	BUILDING AND ELEVATION	MOUNT-ING	SEIS-MIC	OTH DYNA
2ZS3507 -3513	LIMIT SWITCH	NAMCO EA180-31302	QTR-105 REV. 1	4	VARIOUS	EM	X	-
2HV3501	1"-1710# GLOBE VALVE WITH DIAPHRAGM OPERATOR	FISHER DBQNS BODY 667NS-40 (DIA. OP.)	FQP-11B-1	1	CONTAINMENT 220'	LM	X	-
2HV3500	1"-1710# GLOBE VALVE WITH LIMITORQUE OPERATOR	FISHER (VALVE BODY) DBQNS	FQP-11B-7	1	CONTAINMENT 220'	LM	X	-

5084s/7 - copy of 0571n

LISTING
RY AND STATUS OF SAFETY RELATED EQUIPMENT

OWER COMPANY A/E: BECHTEL NSSS: WESTINGHOUSE

X5AC01
PAGE: 210 OF 283

PMENT LISTED BELOW ____ OTHER SAFETY SYSTEM: NSS LIQUID SAMPLING SYSTEM

CONSIDERED ER MIC	REQUIRED INPUT (ZPA) H/V	QUALIFICATION METHOD: ANALYSIS	TEST FREQUENCY	TEST DIRECTION	LOWEST NATURAL FREQUENCY: F/B (Hz)	S/S (Hz)	V (Hz)	STATUS: QUALIFICATION	INSTALLATION	RRS: FIGURE REF.	CODES AND STANDARDS
	2.1/2.1	-	SF	SD	F1	F1	F1	a	b	RIM	IEEE 323-74 344-75
	2.1/2.1	S	N/A	N/A	F1	F1	F1	a	a	RIM	ASME III IEEE-323-74 -344-75
	2.1/2.1	S	N/A	N/A	F1	F1	F1	a	a	RIM	ASME III IEEE-323-74 -344-75

5084s/8 - copy of 0571n

TI
APERTURE
CARD

Also Available On
Aperture Card

8805240295 -210

MASTER
SEISMIC AND DYNAMIC QUALIFICATION SUMMA

PLANT NAME: VOGTLE ELECTRIC GENERATING PLANT DOCKET NO.: 50-424 & 50-425 UTILITY: GEORGIA P

THE SUPPLIER IS: X A/E ___ NSSS FOR EQUI

	EQUIPMENT				LOCATION		LOADS	
TAG NO.	TYPE AND DESCRIPTION	MANUFACTURER AND MODEL NO.	QUALIFICATION REPORT NO.	QUANTITY	BUILDING AND ELEVATION	MOUNTING	SEISMIC	OTH DYNA
2HV3500	LIMITORQUE ACTUATOR	LIMITORQUE (OPER.) SMB-000/2 W/LR-MOTOR	B0212	1	CONTAINMENT 220'	EM	X	-
2HV3548	1"-1710# GLOBE VALVE WITH LIMITORQUE OPERATOR	FISHER (VALVE BODY) DBQNS	FQP-11AG-13	1	CONTAINMEMT 220'	LM	X	-
2HV3548	LIMITORQUE ACTUATOR	LIMITORQUE (OPER.) SMB-000/2 W/LR-MOTOR	B0212	1	CONTAINMENT 220'	EM	X	-

5084s/9 - copy of 0571n

LISTING
RY AND STATUS OF SAFETY RELATED EQUIPMENT

OWER COMPANY A/E: BECHTEL NSSS: WESTINGHOUSE X5AC01

PMENT LISTED BELOW ____ OTHER SAFETY SYSTEM: NSS LIQUID SAMPLING SYSTEM

CONSIDERED ER MIC	REQUIRED INPUT (ZPA) H/V	QUALIFICATION METHOD: ANALYSIS	QUALIFICATION METHOD: TEST FREQUENCY	QUALIFICATION METHOD: TEST DIRECTION	LOWEST NATURAL FREQUENCY: F/B (Hz)	LOWEST NATURAL FREQUENCY: S/S (Hz)	LOWEST NATURAL FREQUENCY: V (Hz)	STATUS: QUALIFICATION	STATUS: INSTALLATION	RRS: FIGURE REF.	CODES AND STANDARDS
	2.1/2.1	N/A	SF	SD	F1	F1	F1	a	a	RIM	ASME III IEEE-323-74 344-75
	2.1/2.1	S	N/A	N/A	F1	F1	F1	a	a	RIM	ASME III IEEE-323-74 -344-75
	2.1/2.1	N/A	SF	SD	F1	F1	F1	a	a	RIM	ASME III IEEE-323-74 -324-75

5084s/10 - copy of 0571n

TI APERTURE CARD

Also Available On Aperture Card

8805240295-211

MASTER
SEISMIC AND DYNAMIC QUALIFICATION SUMMAR

PLANT NAME: VOGTLE ELECTRIC GENERATING PLANT DOCKET NO.: 50-424 & 50-425 UTILITY: GEORGIA PO

THE SUPPLIER IS: X A/E ___ NSSS FOR EQUIP

	EQUIPMENT				LOCATION		LOADS C	
TAG NO.	TYPE AND DESCRIPTION	MANUFACTURER AND MODEL NO.	QUALIFICATION REPORT NO.	QUANTITY	BUILDING AND ELEVATION	MOUNT-ING	SEIS-MIC	OTHE DYNAM
2HV8220	SOLENOID VALVE 1/2" GLOBE, N.C. DIRECT OPERATOR	VALCOR V526-5683-72	MR526-5683 -72-1	1	FUEL HANDLING 220' 0"	CF	X	-

5085s/5 - copy of 0571n

LISTING
Y AND STATUS OF SAFETY RELATED EQUIPMENT

WER COMPANY A/E: BECHTEL NSSS: WESTINGHOUSE X5AC07

MENT LISTED BELOW ____ OTHER SAFETY SYSTEM: NSS LIQUID SAMPLING SYSTEM

ONSIDERED REQUIRED INPUT (ZPA) H/V	QUALIFICATION METHOD: ANALYSIS	QUALIFICATION METHOD: TEST FREQUENCY	QUALIFICATION METHOD: TEST DIRECTION	LOWEST NATURAL FREQUENCY: F/B (Hz)	LOWEST NATURAL FREQUENCY: S/S (Hz)	LOWEST NATURAL FREQUENCY: V (Hz)	STATUS: QUALIFICATION	STATUS: INSTALLATION	RRS: FIGURE REF.	CODES AND STANDARDS
.47/.43	S	-	-	F1	F1	F1	a	a	X2CR4-13 -14 -15 -16	ASME III IEEE-323-74 -75

5085s/6 - copy of 0571n

TI
APERTURE
CARD

Also Available On
Aperture Card

8805240295 - 212

MASTER L

SEISMIC AND DYNAMIC QUALIFICATION SUMMARY

PLANT NAME: VOGTLE ELECTRIC GENERATING PLANT DOCKET NO.: 50-424 & 50-425 UTILITY: GEORGIA POW

THE SUPPLIER IS: X A/E ___ NSSS FOR EQUIPM

TAG NO.	EQUIPMENT: TYPE AND DESCRIPTION	MANUFACTURER AND MODEL NO.	QUALIFICATION REPORT NO.	QUANTITY	LOCATION: BUILDING AND ELEVATION	MOUNTING	LOADS CO: SEISMIC	OTHER DYNAMI
21202P4007 -8	30 HP MOTOR DRIVEN COOLING WATER TRANSFER PUMPS (VERTICAL PUMP)	BINGHAM-WILLAMETTE COMPANY 8 X 12A VCM	McDONALD ANALYSIS NO. ME-879	2	NSCW TOWER 218' - 6"	CF	X	N/R
21202P4007M01 -8M01	INDUCTION MOTOR 30 H.P.	GENERAL ELECTRIC 5K6256XJ4015A	McDONALD ANALYSIS NO. ME-899	2	NSCW TOWER 218' - 6"	EM	X	N/R
21202P4001 -2 -3 -4 -5 -6	700 H.P. MOTOR DRIVEN NUCLEAR SERVICE COOLING WATER (VERTICAL PUMP)	BINGHAM-WILLAMETTE COMPANY 18 X 27B VCM	McDONALD ANALYSIS NO. ME-878	6	NSCW TOWER 218' - 6"	CF	X	N/R
21202P4001M01 -2M01 -3M01 -4M01 -5M01 -6M01	INDUCTION MOTOR 700 H.P.	GENERAL ELECTRIC 5K6338XC138A	McDONALD ANALYSIS NO. ME-873	6	NSCW TOWER 218' - 6"	EM	X	N/R

5086s/5 - copy of 0571n

ISTING
AND STATUS OF SAFETY RELATED EQUIPMENT

ER COMPANY A/E: BECHTEL NSSS: WESTINGHOUSE X4AF02

ENT LISTED BELOW ____ OTHER SAFETY SYSTEM: NUCLEAR SERVICE COOLING WATER SYSTEM

NSIDERED REQUIRED INPUT (ZPA) H/V	QUALIFICATION METHOD			LOWEST NATURAL FREQUENCY			STATUS		RRS	
	ANALYSIS	TEST FREQUENCY	TEST DIRECTION	F/B (Hz)	S/S (Hz)	V (Hz)	QUALIFICATION	INSTALLATION	FIGURE REF.	CODES AND STANDARDS
.39/.27	D, S	N/A	N/A	F3	F3	F3	A	A	X2CR5-13 -14 -15 -16	ASME III
.73/.40	S	N/A	N/A	F1	F1	F1	A	A	ICS	IEEE-323-74 -344-75
.39/.27	D, S	N/A	N/A	F3	F3	F3	A	A	X2CR5-13 -14 -15 -16	ASME III
.92/.40	S	N/A	N/A	F1	F1	F1	A	A	ICS	IEEE-323-74 -344-75

5086s/6 - copy of 0571n

TI APERTURE CARD

Also Available On Aperture Card

MASTER
SEISMIC AND DYNAMIC QUALIFICATION SUMMA

PLANT NAME: VOGTLE ELECTRIC GENERATING PLANT DOCKET NO.: 50-424 & 50-425 UTILITY: GEORGIA P

THE SUPPLIER IS: X A/E ___ NSSS FOR EQUI

TAG NO.	EQUIPMENT TYPE AND DESCRIPTION	MANUFACTURER AND MODEL NO.	QUALIFICATION REPORT NO.	QUANTITY	LOCATION BUILDING AND ELEVATION	MOUNTING	LOADS SEISMIC	LOADS OTH DYNA
2PSV19086 -88	NUCLEAR SAFETY VALVES AND RELIEF VALVES	CROSBY VALVE AND GAGE CO. 3/4 X 1 JMB	WYLE REACT #46363-1 (CROSBY # 4042) DESIGN RPT EC-945	2	CONTAINMENT 221' 8" LINE MTD	LM	X	N/
2PSV19087 -89	NUCLEAR SAFETY VALVES AND RELIEF VALVES	CROSBY VALVE AND GAGE CO. 3/4 X 1 JMB	WYLE REACT #46363-1 (CROSBY # 4042) DESIGN RPT EC-945	2	CONTAINMENT 200' LINE MTD	LM	X	N/
2PSV1815 -1817	NUCLEAR SAFETY VALVES AND RELIEF VALVES	CROSBY VALVE AND GAGE CO. 3/4 X 1 JMB	WYLE REACT #46363-1 (CROSBY # 4042) DESIGN RPT EC-945	2	CONTAINMENT 226' 4" LINE MTD	LM	X	N/
2PSV2136	NUCLEAR SAFETY VALVES AND RELIEF VALVES	CROSBY VALVE AND GAGE CO. 3/4 X 1 JMB	WYLE REACT #46363-1 (CROSBY # 4042) DESIGN EPT EC-945	1	CONTAINMENT 261' LINE MTD	LM	X	N/
2PSV2137	NUCLEAR SAFETY VALVES AND RELIEF VALVES	CROSBY VALVE AND GAGE CO. 3/4 X 1 JMB	WYLE REACT #46363-1 (CROSBY # 4042) DESIGN RPT EC-945	1	CONTAINMENT 212' LINE MTD	LM	X	N/

5086s/7 - copy of 0571n

LISTING
RY AND STATUS OF SAFETY RELATED EQUIPMENT

OWER COMPANY A/E: BECHTEL NSSS: WESTINGHOUSE

X5AC05
PAGE: 214 OF 283

PMENT LISTED BELOW ____ OTHER SAFETY SYSTEM: NUCLEAR SERVICE COOLING WATER SYSTEM

CONSIDERED		QUALIFICATION METHOD			LOWEST NATURAL FREQUENCY			STATUS		RRS	
ER MIC	REQUIRED INPUT (ZPA) H/V	ANALYSIS	TEST FREQUENCY	TEST DIRECTION	F/B (HZ)	S/S (HZ)	V (HZ)	QUALIFICATION	INSTALLATION	FIGURE REF.	CODES AND STANDARDS
R	2.1/2.1	X	SF, MF	MD	F1	F1	F1	a	a	RIM	ASME III IEEE-323-74 -344-75
R	2.1/2.1	X	SF, MF	MD	F1	F1	F1	a	a	RIM	ASME III IEEE-323-74 -344-75
	2.1/2.1	X	SF, MF	MD	F1	F1	F1	a	a	RIM	ASME III IEEE-323-74 -344-75
	2.1/2.1	X	SF, MF	MD	F1	F1	F1	a	a	RIM	ASME III IEEE-323-74 -344-75
	2.1/2.1	X	SF, MF	MD	F1	F1	F1	a	a	RIM	ASME III IEEE-323-74 -344-75

5086s/8 - copy of 0571n

TI
APERTURE
CARD

Also Available On
Aperture Card

MASTER
SEISMIC AND DYNAMIC QUALIFICATION SUMMAR

PLANT NAME: VOGTLE ELECTRIC GENERATING PLANT DOCKET NO.: 50-424 & 50-425 UTILITY: GEORGIA PO

THE SUPPLIER IS: X A/E ___ NSSS FOR EQUIP

	EQUIPMENT				LOCATION		LOADS C	
TAG NO.	TYPE AND DESCRIPTION	MANUFACTURER AND MODEL NO.	QUALIFICATION REPORT NO.	QUANTITY	BUILDING AND ELEVATION	MOUNT-ING	SEIS-MIC	OTHE DYNAM
2PSV1649	NUCLEAR SAFETY VALVES AND RELIEF VALVES	CROSBY VALVE AND GAGE CO. 3/4 X 1 JMB	WYLE REACT #46363-1 (CROSBY # 4042) DESIGN RPT EC-945	1	LINE MTD	LM	X	N/R
2PSV1648	NUCLEAR SAFETY VALVES AND RELIEF VALVES	CROSBY VALVE AND GAGE CO. 3/4 X 1 JMB	WYLE REACT #46363-1 (CROSBY # 4042) DESIGN RPT EC-945	1	OUTSIDE AREA 223' 6" LINE MTD	LM	X	N/R
2PSV1301	NUCLEAR SAFETY VALVES AND RELIEF VALVES	CROSBY VALVE AND GAGE CO. 3/4 X 1 JMB	WYLE REACT #46363-1 (CROSBY # 4042) DESIGN RPT EC-945	1	CONTROL 260' TO 280' LINE MTD	LM	X	N/R
2PSV1814 -1816	NUCLEAR SAFETY VALVES AND RELIEF VALVES	CROSBY VALVE AND GAGE CO. 3/4 X 1 JMB	WYLE REACT #46363-1 (CROSBY # 4042) DESIGN RPT EC-945	2	CONTAINMENT 238' TO 261' LINE MTD	LM	X	N/R
2PSV1660 -1661 -1680 -1681 -1698 -1699	NUCLEAR SAFETY VALVES AND RELIEF VALVES	CROSBY VALVE AND GAGE CO. 3/4 X 1 JMB	WYLE REACT #46363-1 (CROSBY # 4042) DESIGN RPT EC-945	6	VARIOUS	LM	X	N/R

5086s/9 - copy of 0571n

LISTING
Y AND STATUS OF SAFETY RELATED EQUIPMENT

WER COMPANY A/E: BECHTEL NSSS: WESTINGHOUSE X5AC05

MENT LISTED BELOW ____ OTHER SAFETY SYSTEM: NUCLEAR SERVICE COOLING WATER SYSTEM

ONSIDERED	QUALIFICATION METHOD			LOWEST NATURAL FREQUENCY			STATUS		RRS	
REQUIRED INPUT (ZPA) H/V	ANALYSIS	TEST FREQUENCY	TEST DIRECTION	F/B (HZ)	S/S (HZ)	V (HZ)	QUALIFICATION	INSTALLATION	FIGURE REF.	CODES AND STANDARDS
2.1/2.1	X	SF, MF	MD	F1	F1	F1	a	a	RIM	ASME III IEEE-323-74 -344-75
2.1/2.1	X	SF, MF	MD	F1	F1	F1	a	a	RIM	ASME III ANSI B16.5 IEEE-323-74 -344-75
2.1/2.1	X	SF, MF	MD	F1	F1	F1	a	a	RIM	ASME III ANSI B16.5 IEEE-323-74 -344-75
2.1/2.1	X	SF, MF	MD	F1	F1	F1	a	a	RIM	ASME III ANSI B16.5 IEEE-323-74 -344-75
2.1/2.1	X	SF, MF	MD	F1	F1	F1	a	a	RIM	ASME

5086s/10 - copy of 0571n

TI
APERTURE
CARD

Also Available On
Aperture Card

8805240295-215

MASTER

SEISMIC AND DYNAMIC QUALIFICATION SUMMA

PLANT NAME: VOGTLE ELECTRIC GENERATING PLANT DOCKET NO.: 50-424 & 50-425 UTILITY: GEORGIA P

THE SUPPLIER IS: X A/E ___ NSSS FOR EQUI

	EQUIPMENT				LOCATION		LOADS	
TAG NO.	TYPE AND DESCRIPTION	MANUFACTURER AND MODEL NO.	QUALIFICATION REPORT NO.	QUANTITY	BUILDING AND ELEVATION	MOUNT-ING	SEIS-MIC	OTH DYNA
2PSV1800	NUCLE. R SAFETY VALVES AND RELIEF VALVES	CROSBY VALVE AND GAGE CO. 3/4 X 1 JMB	WYLE REACT #46363-1 (CROSBY # 4042) DESIGN RPT EC-945	6	VARIOUS	LM	X	N/

5086s/11 - copy of 0571n

LISTING
RY AND STATUS OF SAFETY RELATED EQUIPMENT

OWER COMPANY A/E: BECHTEL NSSS: WESTINGHOUSE

PMENT LISTED BELOW ____ OTHER SAFETY SYSTEM: NUCLEAR SERVICE COOLING WATER SYSTEM

CONSIDERED		QUALIFICATION METHOD			LOWEST NATURAL FREQUENCY			STATUS		RRS	
ER MIC	REQUIRED INPUT (ZPA) H/V	ANALYSIS	TEST FREQUENCY	TEST DIRECTION	F/B (Hz)	S/S (Hz)	V (Hz)	QUALIFICATION	INSTALLATION	FIGURE REF.	CODES AND STANDARDS
R	2.1/2.1	X	SF, MF	MD	F1	F1	F1	a	a	RIM	ASME III IEEE-323-74 -344-75

5086s/12 • copy of 0571n

TI
APERTURE
CARD

Also Available On
Aperture Card

8805240295-216

MASTER LIST
SEISMIC AND DYNAMIC QUALIFICATION SUMMARY AN

PLANT NAME: VOGTLE ELECTRIC GENERATING PLANT

DOCKET NO.: 50-424 & 50-425

UTILITY: GEORGIA POWER

THE SUPPLIER IS: X A/E ____ NSSS

FOR EQUIPMENT

TAG NO.	EQUIPMENT: TYPE AND DESCRIPTION	EQUIPMENT: MANUFACTURER AND MODEL NO.	EQUIPMENT: QUALIFICATION REPORT NO.	EQUIPMENT: QUANTITY	LOCATION: BUILDING AND ELEVATION	LOCATION: MOUNTING	LOADS CONSI: SEISMIC	LOADS CONSI: OTHER DYNAMIC
21202W4001R01 -02 -03 -04 21204W4002R01 -02 -03 -04	GEAREDUCER 10.83:1 GEARBOX	MARLEY SERIES 36 GEAREDUCER	BECHTEL LOG NO. X4AD02-128-6	8	NSCW TOWER 250'-11"	CF	X	TORNADO
21202W4001F01 -02 -03 -04 21202W4002F01 -02 -03 -04	FAN ASSEMBLY	MARLEY SPECIAL FAN ASSEMBLY 264 HP-4-12	BECHTEL LOG NO. X4AD02-128-6	8	NSCW TOWER 250'-11"	EM	X	TORNADO
21202W4001M01 -02 -03 -04 21202W40U2M01 -02 -03 -04	FAN MOTOR 100 H.P. ELECTRIC MOTOR	SIEMENS-ALLIS 445T	BECHTEL LOG NO. X4AD02-143-2	8	NSCW TOWER 250'-11"	CF	X	TORNADO

5086s/13 - copy of 0571n

STATUS OF SAFETY RELATED EQUIPMENT

MPANY A/E: BECHTEL NSSS: WESTINGHOUSE X4AD02

PAGE: 217 OF 283

STED BELOW ____ OTHER SAFETY SYSTEM: NUCLEAR SERVICE COOLING WATER SYSTEM

RED QUIRED NPUT ZPA) H/V	QUALIFICATION METHOD			LOWEST NATURAL FREQUENCY			STATUS		RRS	
	ANALYSIS	TEST FREQUENCY	TEST DIRECTION	F/B (Hz)	S/S (Hz)	V (Hz)	QUALIFICATION	INSTALLATION	FIGURE REF.	CODES AND STANDARDS
4/.30	S	-	-	F1	F1	F1	a	b b b b a a a a	X2CR5-29 -30 -31 -32	CTI CODE ATC 105
4/.30	S EQUIVALENT	-	-	F3	F3	F3	a	b b b b a a a a	X2CR5-29 -30 -31 -32	CTI CODE ATC 105
4/.30	S	-	-	F1	F1	F1	a	b b b b a a a a	X2CR5-29 -30 -31 -32	IEEE 323-74 -344-75

5086a/14 - copy of 0571n

TI
APERTURE
CARD

Also Available On
Aperture Card

8805240295-217

MASTE

SEISMIC AND DYNAMIC QUALIFICATION SUMMA

PLANT NAME: VOGTLE ELECTRIC GENERATING PLANT

DOCKET NO.: 50-424 & 50-425

UTILITY: GEORGIA

THE SUPPLIER IS: X A/E ____ NSSS

FOR EQU

	EQUIPMENT				LOCATION		LOADS	
TAG NO.	TYPE AND DESCRIPTION	MANUFACTURER AND MODEL NO.	QUALIFICATION REPORT NO.	QUANTITY	BUILDING AND ELEVATION	MOUNTING	SEISMIC	OTH DYNA
2120204025 -27 -31 -33 -35 -37	18" WAFER-TYPE CHECK VALVE	TRW MISSION COMPANY MODEL: A FIG. NO.:G15 CMFS05	TRW ANALYSIS REPORT DATED: OCT. 1, 1979	6	NSCW 220'	LM	X	

5086s/15 - copy of 0571n

LISTING
RY AND STATUS OF SAFETY RELATED EQUIPMENT

OWER COMPANY A/E: BECHTEL NSSS: WESTINGHOUSE X4AR21

PMENT LISTED BELOW ____ OTHER SAFETY SYSTEM: NUCLEAR SERVICE COOLING WATER SYSTEM

CONSIDERED R MIC	QUALIFICATION METHOD			LOWEST NATURAL FREQUENCY			STATUS		RRS	
REQUIRED INPUT (ZPA) H/V	ANALYSIS	TEST FREQUENCY	TEST DIRECTION	F/B (Hz)	S/S (Hz)	V (Hz)	QUALIFICATION	INSTALLATION	FIGURE REF.	CODES AND STANDARDS
4.5/4.5	S	-	-	F1	F1	F1	a	a	RIM	ASME III

3086s/16 - copy of 0571n

TI
APERTURE
CARD

Also Available On
Aperture Card

8805240295 -218

MASTE

SEISMIC AND DYNAMIC QUALIFICATION SUMM

PLANT NAME: VOGTLE ELECTRIC GENERATING PLANT DOCKET NO.: 50-424 & 50-425 UTILITY: GEORGIA

THE SUPPLIER IS: X A/E ___ NSSS FOR EQU

TAG NO.	EQUIPMENT				LOCATION		LOADS	
	TYPE AND DESCRIPTION	MANUFACTURER AND MODEL NO.	QUALIFICATION REPORT NO.	QUANTITY	BUILDING AND ELEVATION	MOUNT-ING	SEIS-MIC	OT DYN
2CV9446 -7	2" 150# GLOPE .ALVE WITH DIAPHRAGM OPERATOR	FISHER EC (VALVE BODY) 667NS-40 (DIA.OP.)	EQP-11AG-9	2	NSCW TOWER & PUMPHOUSE 206'	LM	X	
2HY9446 -7	SOLENOID VALVE	ASCO NPK8320A186V	AQR-67368 REV. 0	2	VARIOUS	EM	X	
2ZSC9446 -7 2ZSO9446 -7	LIMIT SWITCH	NAMCO EA180-31302	QTR 105 REV. 1	4	VARIOUS	EM	X	

5086s/17 - copy of 0571n

R LISTING
ARY AND STATUS OF SAFETY RELATED EQUIPMENT

POWER COMPANY A/E: BECHTEL NSS: WESTINGHOUSE X5AC01
PAGE: 219 OF 283

IPMENT LISTED BELOW ____ OTHER SAFETY SYSTEM: NUCLEAR SERVICE COOLING WATER SYSTEM

CONSIDERED		QUALIFICATION METHOD			LOWEST NATURAL FREQUENCY			STATUS		RRS	
HER 1 AMIC	REQUIRED INPUT (ZPA) H/V	ANALYSIS	TEST FREQUENCY	TEST DIRECTION	F/B (Hz)	S/S (Hz)	V (Hz)	QUALIFICATION	INSTALLATION	FIGURE REF.	CODES AND STANDARDS
-	2.1/2.1	S	N/A	N/A	F1	F1	F1	A	A	RIM	ASME III IEEE-323-74 -344-75
-	2.1/2.1	-	SF	SD	F1	F1	F1	A	A A	RIM	IEEE-323-74 -344-75
-	2.1/2.1	-	SF	SD	F1	F1	F1	A	A	RIM	IEEE-323-74 -344-75

5086s/18 - copy of 0571n

TI
APERTURE
CARD

Also Available On
Aperture Card

8805240295 -219

MASTER LI
SEISMIC AND DYNAMIC QUALIFICATION SUMMARY

DOCKET NO.: 50-424 & 50-425 UTILITY: GEORGIA POWE

PLANT NAME: VOGTLE ELECTRIC GENERATING PLANT

THE SUPPLIER IS: X A/E ___ NSSS FOR EQUIPME

	EQUIPMENT				LOCATION		LOADS CON	
TAG NO.	TYPE AND DESCRIPTION	MANUFACTURER AND MODEL NO.	QUALIFICATION REPORT NO.	QUANTITY	BUILDING AND ELEVATION	MOUNT-ING	SEIS-MIC	OTHER DYNAMIC
2-PSV-11759 -766	NUCLEAR SAFETY AND RELIEF VALVES	CROSBY VALVE AND GAGE CO. 8T10 JLT-JO-35	DESIGN RPT EC-1087 FREQ. RPT EC-1133	2	NSCW TOWER PUMP HOUSE 1 OUTSIDE AREA EL N/A	LM	X	N/A
2-PSV-11759 -766 -753 -754	NUCLEAR SAFETY AND RELIEF VALVES	CROSBY VALVE AND GAGE CO. 1EZ JWR-JO-25	DESIGN RPT EC-1104 FREQ. RPT EC-1137	4	AUXILIARY BUILDING EL N/A	LM	X	N/A
2-PSV-11744 -746 -750 -752	NUCLEAR SAFETY AND RELIEF VALVES	CROSBY VALVE AND GAGE CO. 1 1/2 FZ JWR-JO-25	DESIGN RPT EC-1105 FREQ. RPT EC-1138	4	AUXILIARY BUILDING EL N/A	LM	X	N/A
2-PSV-11671 -672 -673 -772 -773 -774 -780	NUCLEAR SAFETY AND RELIEF VALVES	CROSBY VALVE AND GAGE CO. 3/4 X 1 JMB-WR	DESIGN RPT EC-1101 FREQ. RPT EC-1134	7	CONTAINMENT BUILDING EL N/A	LM	X	N/A
2-PSV-11743 -745 -749 -751	NUCLEAR SAFETY AND RELIEF VALVES	CROSBY VALVE AND GAGE CO. 1 X 2 JMB-WR	DESIGN RPT EC-1103 FREQ. RPT EC-1136	4	CONTAINMENT BUILDING EL N/A	LM	X	N/A

STING
AND STATUS OF SAFETY RELATED EQUIPMENT

R COMPANY A/E: BECHTEL NSSS: WESTINGHOUSE X5AC05
PAGE: 220 OF 283

NT LISTED BELOW

____ OTHER

SAFETY SYSTEM: NUCLEAR SERVICE COOLING WATER SYSTEM

SIDERED REQUIRED INPUT (ZPA) H/V	QUALIFICATION METHOD			LOWEST NATURAL FREQUENCY			STATUS		RRS	
	ANALYSIS	TEST FREQUENCY	TEST DIRECTION	F/B (Hz)	S/S (Hz)	V (Hz)	QUALIFICATION	INSTALLATION	FIGURE REF.	CODES AND STANDARDS
4.5/4.5	X	N/A	N/A	F1	F1	F1	a	a	RIM ATT #7 SEC. E	ASME III IEEE-323-74 -344-75
4.5/4.5	X	N/A	N/A	F1	F1	F1	a	a	RIM ATT #7 SEC. E	ASME III IEEE-323-74 -344-75
4.5/4.5	X	N/A	N/A	F1	F1	F1	a	a	RIM ATT #7 SEC. E	ASME III IEEE-323-74 -344-75
4.5/4.5	X	N/A	N/A	F1	F1	F1	a	a	RIM ATT #7 SEC. E	ASME III IEEE-323-74 -344-75
4.5/4.5	X	N/A	N/A	F1	F1	F1	a	a	RIM ATT #7 SEC. E	ASME III IEEE-323-74 -344-75

5086s/20 - copy of 0571n

TI
APERTURE
CARD

Also Available On
Aperture Card

8805240295 -220

MASTER
SEISMIC AND DYNAMIC QUALIFICATION SUMMA

DOCKET NO.: 50-424 & 50-425 UTILITY: GEORGIA P

PLANT NAME: VOGTLE ELECTRIC GENERATING PLANT

THE SUPPLIER IS: X A/E ___ NSSS FOR EQUI

	EQUIPMENT				LOCATION		LOADS	
TAG NO.	TYPE AND DESCRIPTION	MANUFACTURER AND MODEL NO.	QUALIFICATION REPORT NO.	QUANTITY	BUILDING AND ELEVATION	MOUNTING	SEISMIC	OTHER DYNA
2FE1640A -B 41A -B -1720A -B -1721A B	AVERAGING PITOT FLOW SENSORS	DIETERICH STANDARD CO. ANR-76	ER-5068	8	NSCW TOWER AUX. BLDG	LM	X	X
2FE11760 -61 -62 -63 -64 -65	AVERAGING PITOT FLOW SENSORS	DIETBEICH STANDARD CO. ANR-76	ER-5068-1	6	NSCW TOWER AUX. BLDG	LM	X	X

5086s/21 - copy of 0571n

LISTING
Y AND STATUS OF SAFETY RELATED EQUIPMENT

WER COMPANY A/E: BECHTEL NSSS: WESTINGHOUSE X5AG14
PAGE: 221 OF 283

MENT LISTED BELOW ____ OTHER SAFETY SYSTEM: NUCLEAR SERVICE COOLING WATER SYSTEM

ONSIDERED		QUALIFICATION METHOD			LOWEST NATURAL FREQUENCY			STATUS		RRS	
R IC	REQUIRED INPUT (ZPA) H/V	ANALYSIS	TEST FREQUENCY	TEST DIRECTION	F/B (Hz)	S/S (Hz)	V (Hz)	QUALIFICATION	INSTALLATION	FIGURE REF.	CODES AND STANDARDS
	4.5/4.5	S	-	-	F1	F1	F1	a	a	RIM	ASME III IEEE-344-75
	4.5/4.5	S	-	-	F1	F1	F1	a	a	RIM	ASME III IEEE-344-75

5086s/22 - copy of 0571n

TI
APERTURE
CARD

Also Available On
Aperture Card

8805240295 -221

MASTER
SEISMIC AND DYNAMIC QUALIFICATION SUMMAR

PLANT NAME: VOGTLE ELECTRIC GENERATING PLANT DOCKET NO.: 50-424 & 50-425 UTILITY: GEORGIA PO

THE SUPPLIER IS: X A/E ___ NSSS FOR EQUIP

	EQUIPMENT				LOCATION		LOADS C	
TAG NO.	TYPE AND DESCRIPTION	MANUFACTURER AND MODEL NO.	QUALIFICATION REPORT NO.	QUANTITY	BUILDING AND ELEVATION	MOUNT-ING	SEIS-MIC	OTHE DYNAM
2HV1806 -7 -8 -9 -22 -23	8"-150# BUTTERFLY VALVE WITH MOTOR OPERATED ACTUATOR	FISHER (BODY) 9280	FQP-11AB-2	6	VARIOUS	LM	X	-
2HV1806 -07 -08 -09 -22 -23	LIMITORQUE ACTUATOR	LIMITORQUE (OPER.) SMB-000/2-H1BC (W/RH-TYPE MOTOR)	B0058 & ADD M TO B0058	6	VARIOUS	EM	X	-
2HV1830 -31 -2134 -35 -38 -39	8"-150# BUTTERFLY VALVE WITH MOTOR OPERATED ACTUATOR	FISHER (BODY) 9280	FQP-11AB-2	6	VARIOUS	LM	X	-
2HV1830 -31 -2134 -35 -38 -39	LIMITORQUE ACTUATOR	LIMITORQUE (OPER.) SMB-000/2-H1BC (W/RH-TYPE MOTOR)	B0058 & ADD M TO B0058	6	VARIOUS	EM	X	-
2HV1668B -69B	18"-150# BUTTERFLY MOTOR OPERATED ACTUATOR	FISHER (BODY) 9280	FQP-11AB-8	2	VARIOUS	LM	X	-

5087s/5 - copy of 0571n

LISTING
Y AND STATUS OF SAFETY RELATED EQUIPMENT

WER COMPANY A/E: BECHTEL NSSS: WESTINGHOUSE

MENT LISTED BELOW ___ OTHER SAFETY SYSTEM: NUCLEAR SERVICE COOLING WATER SYSTEM

ONSIDERED R IC	REQUIRED INPUT (ZPA) H,V	QUALIFICATION METHOD: ANALYSIS	QUALIFICATION METHOD: TEST FREQUENCY	QUALIFICATION METHOD: TEST DIRECTION	LOWEST NATURAL FREQUENCY: F/B (Hz)	LOWEST NATURAL FREQUENCY: S/S (Hz)	LOWEST NATURAL FREQUENCY: V (Hz)	STATUS: QUALIFICATION	STATUS: INSTALLATION	RRS: FIGURE REF.	CODES AND STANDARDS
	2.1/2.1	S	N/A	N/A	F1	F1	F1	a	a	RIM	ASME III IEEE-323-74 -344-75
	2.1/2.1	-	SF	SD	F1	F1	F1	a	a	RIM	IEEE-323-74 -344-75
	2.1/2.1	S	N/A	N/A	F1	F1	F1	a	a	RIM	ASME III IEEE-323-74 -344-75
	2.1/2.1	-	SF	SD	F1	F1	F1	a	a	RIM	IEEE-323-74 -344-75
	2.1/2.1	S	N/A	N/A	F1	F1	F1	a	a	RIM	ASME III IEEE-323-74 -344-75

5087s/6 - copy of 0571n

TI
APERTURE
CARD

Also Available On
Aperture Card

8805240295-222

MASTE

SEISMIC AND DYNAMIC QUALIFICATION SUMM

PLANT NAME: VOGTLE ELECTRIC GENERATING PLANT DOCKET NO.: 50-424 & 50-425 UTILITY: GEORGIA

THE SUPPLIER IS: X A/E ___ NSSS FOR EQU

	EQUIPMENT				LOCATION		LOADS	
TAG NO.	TYPE AND DESCRIPTION	MANUFACTURER AND MODEL NO.	QUALIFICATION REPORT NO.	QUANTITY	BUILDING AND ELEVATION	MOUNT-ING	SEIS-MIC	OT DYN
2HV1668B -69B	LIMITORQUE ACTUATOR	LIMITORQUE (OPER.) SMB-00/10-H2BC (W/RH TYPE MOTOR)	B0058 & ADD M TO B0058	2	VARIOUS	EM	X	
2HV1668A -69A	24"-150# BUTTERFLY VALVE WITH MOTOR OPERATED ACTUATOR	FISHER (BODY) 9280	FQP-11AB-9	2	VARIOUS	LM	X	
2HV1668A -69A	LIMITORQUE ACTUATOR	LIMITORQUE (OPER.) SMB-00/25-H3BC (W/RH TYPE MOTOR)	B0058 & ADD M TO B0058	2	VARIOUS	EM	X	
2HV11600 -5 -6 -7 -12 -13	18"-150# BUTTERFLY VALVE WITH MOTOR OPERATED ACTUATOR	FISHER 9280	FQP-11AB-11	6	VARIOUS	LM	X	
2HV11600 -5 -12 -13	LIMITORQUE ACTUATOR	LIMITORQUE (OPER.) SMB-00/15-H3BC (W/RHTYPE MOTOR)	B0058 & ADD M TO B0058	6	VARIOUS	EM	X	

5087s/7 - copy of 0571n

R LISTING
ARY AND STATUS OF SAFETY RELATED EQUIPMENT

POWER COMPANY A/E: BECHTEL NSSS: WESTINGHOUSE

IPMENT LISTED BELOW ____ OTHER SAFETY SYSTEM: NUCLEAR SERVICE COOLING WATER SYSTEM

CONSIDERED		QUALIFICATION METHOD			LOWEST NATURAL FREQUENCY			STATUS		RRS	
HER AMIC	REQUIRED INPUT (ZPA) H/V	ANALYSIS	TEST FREQUENCY	TEST DIRECTION	F/B (Hz)	S/S (Hz)	V (Hz)	QUALIFICATION	INSTALLATION	FIGURE REF.	CODES AND STANDARDS
-	2.1/2.1	-	SF	SD	F1	F1	F1	a	a	RIM	IEEE-323-74 -344-75
-	2.1/2.1	S	N/A	N/A	F1	F1	F1	a	a	RIM	ASME III IEEE-323-74 -344-75
-	2.1/2.1	-	SF	SD	F1	F1	F1	a	a	RIM	IEEE-323-74 -344-75
-	2.1/2.1	S	N/A	N/A	F1	F1	F1	a	a	RIM	ASME III IEEE-323-74 -344-75
-	2.1/2.1	-	SF	SD	F1	F1	F1	a	a	RIM	IEEE-323-74 -344-75

5087s/8 - copy of 0571n

TI
APERTURE
CARD

Also Available On
Aperture Card

8805240295-223

MASTE

SEISMIC AND DYNAMIC QUALIFICATION SUMM

PLANT NAME: VOGTLE ELECTRIC GENERATING PLANT DOCKET NO.: 50-424 & 50-425 UTILITY: GEORGIA

THE SUPPLIER IS: X A/E ___ NSSS FOR EQU

TAG NO.	EQUIPMENT: TYPE AND DESCRIPTION	EQUIPMENT: MANUFACTURER AND MODEL NO.	EQUIPMENT: QUALIFICATION REPORT NO.	EQUIPMENT: QUANTITY	LOCATION: BUILDING AND ELEVATION	LOCATION: MOUNTING	LOADS: SEISMIC	LOADS: OTHER DYN
2HV1668B -69B	LIMITORQUE ACTUATOR	LIMITORQUE (OPER.) SMB-00/10-H2BC (W/RH TYPE MOTOR)	B0058 & ADD M TO B0058	2	VARIOUS	EM	X	
2HV1668A -69A	24"-150# BUTTERFLY VALVE WITH MOTOR OPERATED ACTUATOR	FISHER (BODY) 9280	FQP-11AB-9	2	VARIOUS	LM	X	
2HV1668A -69A	LIMITORQUE ACTUATOR	LIMITORQUE (OPER.) SMB-00/25-H3BC (W/RH TYPE MOTOR)	B0058 & ADD M TO B0058	2	VARIOUS	EM	X	
2HV11600 -5 -6 -7 -12 -13	18"-150# BUTTERFLY VALVE WITH MOTOR OPERATED ACTUATOR	FISHER 9280	FQP-11AB-11	6	VARIOUS	LM	X	
2HV11600 -5 -6 -7 -12 -13	LIMITORQUE ACTUATOR	LIMITORQUE (OPER.) SMB-00/15-H3BC (W/RHTYPE MOTOR)	B0058 & ADD M TO B0058	6	VARIOUS	EM	X	

5087s/7 - copy of 0571n

R LISTING
ARY AND STATUS OF SAFETY RELATED EQUIPMENT

POWER COMPANY A/E: BECHTEL NSSS: WESTINGHOUSE

IPMENT LISTED BELOW ____ OTHER SAFETY SYSTEM: NUCLEAR SERVICE COOLING WATER SYSTEM

CONSIDERED		QUALIFICATION METHOD			LOWEST NATURAL FREQUENCY			STATUS		RRS	
HER AMIC	REQUIRED INPUT (ZPA) H/V	ANALYSIS	TEST FREQUENCY	TEST DIRECTION	F/B (Hz)	S/S (Hz)	V (Hz)	QUALIFICATION	INSTALLATION	FIGURE REF.	CODES AND STANDARDS
-	2.1/2.1	-	SF	SD	F1	F1	F1	a	a	RIM	IEEE-323-74 -344-75
-	2.1/2.1	S	N/A	N/A	F1	F1	F1	a	a	RIM	ASME III IEEE-323-74 -344-75
-	2.1/2.1	-	SF	SD	F1	F1	F1	a	a	RIM	IEEE-323-74 -344-75
-	2.1/2.1	S	N/A	N/A	F1	F1	F1	a	a	RIM	ASME III IEEE-323-74 -344-75
-	2.1/2.1	-	SF	SD	F1	F1	F1	a	a	RIM	IEEE-323-74 -344-75

5087s/8 - copy of 0571n

TI
APERTURE
CARD

Also Available On
Aperture Card

8805240295-224

MASTE
SEISMIC AND DYNAMIC QUALIFICATION SUMM

PLANT NAME: VOGTLE ELECTRIC GENERATING PLANT DOCKET NO.: 50-424 & 50-425 UTILITY: GEORGIA

THE SUPPLIER IS: X A/E ___ NSSS FOR EQU

	EQUIPMENT				LOCATION		LOADS	
TAG NO.	TYPE AND DESCRIPTION	MANUFACTURER AND MODEL NO.	QUALIFICATION REPORT NO.	QUANTITY	BUILDING AND ELEVATION	MOUNTING	SEISMIC	OTHER DYNA
2TV11740 -675	6"-150# BUTTERFLY VALVE WITH ELECTRO HYDRAULIC ACTUATOR	FISHER (BODY) 9280	FQP-11B-12	2	VARIOUS	LM	X	
2TV11740 -675	BORG. & WARNER ACTUATOR	BORG. WARNER 89030	B & W #2144	2	VARIOUS	EM	X	
2TV11740 -675	SERVO AMPLIFIER	BORG. WARNER 89815	B & W #2144	2	CONTROL ROOM 280' 0"	CW	X	
2HV11650 -51 2HV1670 -71	6"-150# BUTTERFLY VALVE WITH MANUAL ACTUATOR	FISHER (BODY) 0280 FISHER OPER. 1073-1	FQP-11C-2	4	VARIOUS	LM	X	
2HV1836 -37 2HV11710 -711	8"-150# BUTTERFLY VALVE WITH MANUAL ACTUATOR	FISHER 9280 FISHER OPER. 1073-1	FQP-11C-4	4	VARIOUS	LM	X	

5087s/9 - copy of 0571n

R LISTING
ARY AND STATUS OF SAFETY RELATED EQUIPMENT

POWER COMPANY A/E: BECHTEL NSSS: WESTINGHOUSE

PMENT LISTED BELOW ____ OTHER

SAFETY SYSTEM: NUCLEAR SERVICE COOLING WATER SYSTEM

CONSIDERED		QUALIFICATION METHOD			LOWEST NATURAL FREQUENCY			STATUS		RRS	
HER AMIC	REQUIRED INPUT (ZPA) H/V	ANALYSIS	TEST FREQUENCY	TEST DIRECTION	F/B (Hz)	S/S (Hz)	V (Hz)	QUALIFICATION	INSTALLATION	FIGURE REF.	CODES AND STANDARDS
	2.1/2.1	S	N/A	N/A	F1	F1	F1	b	a	RIM	ASME III IEEE-323-74 -344-75
	2.1/2.1	-	SF	SD	F3	F1	F1	b	a	RIM	IEEE-323-74 -344-75
	.78/.83	-	MF	MD	F1	F1	F1	b	a	RRS X2CR3-21 -22	IEEE-323-74 -344-75
	4.5/4.5	S	N/A	N/A	F1	F1	F1	a	a	RIM	ASME III IEEE-323-74 -344-75
	4.5/4.5	S	N/A	N/A	F1	F1	F1	a	a	RIM	ASME III IEEE-323-74 -344-75

5087s/10 - copy of 0571n

TI
APERTURE
CARD

Also Available On
Aperture Card

8805240295-225

MASTER
SEISMIC AND DYNAMIC QUALIFICATION SUMMA

PLANT NAME: VOGTLE ELECTRIC GENERATING PLANT

DOCKET NO.: 50-424 & 50-425

UTILITY: GEORGIA P

THE SUPPLIER IS: X A/E ____ NSSS

FOR EQUI

	EQUIPMENT				LOCATION		LOADS	
TAG NO.	TYPE AND DESCRIPTION	MANUFACTURER AND MODEL NO.	QUALIFICATION REPORT NO.	QUANTITY	BUILDING AND ELEVATION	MOUNTING	SEISMIC	OTHE DYNAM
2HV11619 -20 -705 -706	10"-150# BUTTERFLY VALVE WITH MANUAL ACTUATOR	FISHER (BODY) 9280 FISHER (MAN. OPER.) 1073-2	FQP-11C-6	4	VARIOUS	LM	X	-
2HV11601 -602 -603 -604 -608 -609 -610 -611	12"-150# BUTTERFLY VALVE WITH MANUAL ACTUATOR	FISHER (BODY) 9280 FISHER (MAN. OPER.) 1073-2	FQP-11C-	8	VARIOUS	LM	X	-
2HV11614 -15 -16 -17 -701 -702 -703 -704	14"-150# BUTTERFLY VALVE WITH MANUAL ACTUATOR	FISHER (BODY) 9280 FISHER (MAN. OPER.) 1073-2	FQP-11C-12	8	VARIOUS	LM	X	-
2HV11687 -688	14"-150# BUTTERFLY VALVE WITH MANUAL ACTUATOR	FISHER (BODY) 9280 FISHER (MAN. OPER.) 1073-2	FQP-11C-13	2	VARIOUS	LM	X	-
2HV11689 -90	16"-150# BUTTERFLY VALVE WITH MANUAL ACTUATOR	FISHER (BODY) 9280 FISHER (OPERATOR) 1073-2	FQP-11C-18	2	VARIOUS	LM	X	-

5087s/11 - copy of 0571n

LISTING
RY AND STATUS OF SAFETY RELATED EQUIPMENT

OWER COMPANY A/E: BECHTEL NSSS: WESTINGHOUSE

X5AC03
PAGE: 225 OF 283

PMENT LISTED BELOW ____ OTHER

SAFETY SYSTEM: NUCLEAR SERVICE COOLING WATER SYSTEM

ONSIDERED	QUALIFICATION METHOD			LOWEST NATURAL FREQUENCY			STATUS		RRS	
REQUIRED INPUT (ZPA) H/V	ANALYSIS	TEST FREQUENCY	TEST DIRECTION	F/B (Hz)	S/S (Hz)	V (Hz)	QUALIFICATION	INSTALLATION	FIGURE REF.	CODES AND STANDARDS
4.5/4.5	S	N/A	N/A	F1	F1	F1	a	a	RIM	ASME III IEEE-323-74 -433-75
4.5/4.5	S	N/A	N/A	F1	F1	F1	a	a	RIM	ASME III IEEE-323-74 -433-75
4.5/4.5	S	N/A	N/A	F1	F1	F1	a	a	RIM	ASME III IEEE-323-74 -344-75
4.5/4.5	S	N/A	N/A	F1	F1	F1	a	a	RIM	ASME III IEEE-323-74 -344-75
4.5/4.5	S	N/A	N/A	F1	F1	F1	a	a	RIM	ASME III IEEE-323-74 -344-75

5087s/12 - copy of 0571n

TI
APERTURE
CARD

Also Available On
Aperture Card

MASTE

SEISMIC AND DYNAMIC QUALIFICATION SUMM

PLANT NAME: VOGTLE ELECTRIC GENERATING PLANT DOCKET NO.: 50-424 & 50-425 UTILITY: GEORGIA

THE SUPPLIER IS: X A/E ___ NSSS FOR EQU

	EQUIPMENT				LOCATION		LOADS	
TAG NO.	TYPE AND DESCRIPTION	MANUFACTURER AND MODEL NO.	QUALIFICATION REPORT NO.	QUANTITY	BUILDING AND ELEVATION	MOUNTING	SEISMIC	OTHER DYN
2HV11618 -621 -622 -707 -708 -709	18"-150# BUTTERFLY VALVE WITH MANUAL ACTUATOR	FISHER (BODY) 9280 FISHER (MAN. OPER.) EIM MG-02	FQP-11C-19	6	VARIOUS	LM	X	

5087s/13 - copy of 0571n

R LISTING
ARY AND STATUS OF SAFETY RELATED EQUIPMENT

POWER COMPANY A/E: BECHTEL NSSS: WESTINGHOUSE X5AC03
PAGE: 226 OF 283

IPMENT LISTED BELOW ____ OTHER SAFETY SYSTEM: NUCLEAR SERVICE COOLING WATER SYSTEM

CONSIDERED		QUALIFICATION METHOD			LOWEST NATURAL FREQUENCY			STATUS		RRS	
HER AMIC	REQUIRED INPUT (ZPA) H/V	ANALYSIS	TEST FREQUENCY	TEST DIRECTION	F/B (Hz)	S/S (Hz)	V (Hz)	QUALIFICATION	INSTALLATION	FIGURE REF.	CODES AND STANDARDS
-	4.5/4.5	S	N/A	N/A	F1	F1	F1	a	a	RIM	ASME IEEE-323-74 -344-75

5087s/14 - copy of 0571n

TI
APERTURE
CARD

Also Available On
Aperture Card

MASTER
SEISMIC AND DYNAMIC QUALIFICATION SUMMA

PLANT NAME: VOGTLE ELECTRIC GENERATING PLANT DOCKET NO.: 50-424 & 50-425 UTILITY: GEORGIA P

THE SUPPLIER IS: X A/E ___ NSSS FOR EQUI

TAG NO.	EQUIPMENT				LOCATION		LOADS	
	TYPE AND DESCRIPTION	MANUFACTURER AND MODEL NO.	QUALIFICATION REPORT NO.	QUANTITY	BUILDING AND ELEVATION	MOUNTING	SEISMIC	OTH DYNA
2120204048 -050	3"-150# GLOBE VALVE WITH HANDWHEEL	ANCHOR/DARLING E9001-37	R83.043	2	CONT. 400' AUX. 288' CONTROL 280' D/G 274' AUX. FWPH 241' F/H 288' NSCW TOWER 250'	LM	X	X

5087s/15 - copy of 0571n

LISTING
RY AND STATUS OF SAFETY RELATED EQUIPMENT

OWER COMPANY A/E: BECHTEL NSSS: WESTINGHOUSE X4ARQ1
PAGE: 227 OF 283

PMENT LISTED BELOW ___ OTHER SAFETY SYSTEM: NUCLEAR SERVICE COOLING WATER SYSTEM

CONSIDERED ER MIC	REQUIRED INPUT (ZPA) H/V	QUALIFICATION METHOD: ANALYSIS	TEST FREQUENCY	TEST DIRECTION	LOWEST NATURAL FREQUENCY: F/B (Hz)	S/S (Hz)	V (Hz)	STATUS: QUALIFICATION	INSTALLATION	RRS: FIGURE REF.	CODES AND STANDARDS
	2.1/2.1	S	-	-	F1	F1	F1	a	a	RIM	ASME III IEEE-344-75

5087s/16 - copy of 0571n

TI
APERTURE
CARD

Also Available On
Aperture Card

8805240295- 229

MASTE
SEISMIC AND DYNAMIC QUALIFICATION SUMM

PLANT NAME: VOGTLE ELECTRIC GENERATING PLANT DOCKET NO.: 50-424 & 50-425 UTILITY: GEORGIA

THE SUPPLIER IS: X A/E ___ NSSS FOR EQU

	EQUIPMENT				LOCATION		LOADS	
TAG NO.	TYPE AND DESCRIPTION	MANUFACTURER AND MODEL NO.	QUALIFICATION REPORT NO.	QUANTITY	BUILDING AND ELEVATION	MOUNTING	SEISMIC	OTHER DYN
2FT1802 -3	PRESSURE & DIFFERENTIAL PRESSURE TRANSMITTER	ROSEMOUNT MODEL 1153 SERIES B	108025, 108026	2	CONTROL 260'	RM & CW	X	N
2PT1602 -03 -09 -36 -37 -08	PRESSURE & DIFFERENTIAL PRESSURE TRANSMITTER	ROSEMOUNT MODEL 1153 SERIES B	108025, 108026	6	NSCW PUMPHOUSE 218' 6"	RM & CW	X	N
2PT11741 -42	PRESSURE & DIFFERENTIAL PRESSURE TRANSMITTER	ROSEMOUNT MODEL 1153 SERIES B	108025, 108026	2	AUXILIARY 119' 3"	RM & CW	X	N

5087s/17 - copy of 0571n

R LISTING
ARY AND STATUS OF SAFETY RELATED EQUIPMENT

POWER COMPANY A/E: BECHTEL NSSS: WESTINGHOUSE X5AD04
PAGE: 228 OF 283

IPMENT LISTED BELOW ____ OTHER SAFETY SYSTEM: NUCLEAR SERVICE COOLING WATER SYSTEM

CONSIDERED		QUALIFICATION METHOD			LOWEST NATURAL FREQUENCY			STATUS		RRS	
HER DYNAMIC	REQUIRED INPUT (ZPA) H/V	ANALYSIS	TEST FREQUENCY	TEST DIRECTION	F/B (Hz)	S/S (Hz)	V (Hz)	QUALIFICATION	INSTALLATION	FIGURE REF.	CODES AND STANDARDS
/A	.80/.90	-	MF	MD	F1	F1	F1	a	a	X2CR6-01 -02 -03 -04	IEEE-323-74 -344-75
/A	.80/.90	-	MF	MD	F1	F1	F1	a	a	X2CR6-01 -02 -03 -04	IEEE-323-74 -344-75
/A	.80/.90	-	MF	MD	F1	F1	F1	a	a	X2CR6-01 -02 -03 -04	IEEE-323-74 -344-75

5087s/18 - copy of 0571n

TI
APERTURE
CARD

Also Available On
Aperture Card

8805240295-229

MASTE
SEISMIC AND DYNAMIC QUALIFICATION SUMM

DOCKET NO.: 50-424 & 50-425 UTILITY: GEORGIA

PLANT NAME: VOGTLE ELECTRIC GENERATING PLANT

FOR EQU

THE SUPPLIER IS: X A/E ____ NSSS

	EQUIPMENT				LOCATION		LOADS	
TAG NO.	TYPE AND DESCRIPTION	MANUFACTURER AND MODEL NO.	QUALIFICATION REPORT NO.	QUANTITY	BUILDING AND ELEVATION	MOUNT-ING	SEIS-MIC	OT DYN
2[illegible] 1641 -42 -43 -44 -46 -47 -48 -49	THERMOCOUPLES	PYCO INC. 102-3175-07-3.6-9	16436-82N	8	NSCW TOWER	LM	X	N
2TE1668 -69	RTD'S	PYCO INC. 122-2007-06-3.6-9	16436-82N 557-1347A	2	NSCW-TOWER	LM	X	N

5087s/19 - copy of 0571n

R LISTING
ARY AND STATUS OF SAFETY RELATED EQUIPMENT

POWER COMPANY A/E: BECHTEL NSSS: WESTINGHOUSE

PMENT LISTED BELOW ____ OTHER SAFETY SYSTEM: NUCLEAR SERVICE COOLING WATER SYSTEM

CONSIDERED		QUALIFICATION METHOD			LOWEST NATURAL FREQUENCY			STATUS		RRS	
HER AMIC	REQUIRED INPUT (ZPA) H/V	ANALYSIS	TEST FREQUENCY	TEST DIRECTION	F/B (Hz)	S/S (Hz)	V (Hz)	QUALIFICATION	INSTALLATION	FIGURE REF.	CODES AND STANDARDS
YA	4.5/4.5	-	MF	MD	F1	F1	F1	a	b b b b a a a a	RIM	IEEE-323-74 -344-75
YA	4.5/4.5	-	MF	MD	F1	F1	F1	a	a	RIM	IEEE-323-74 -344-75

5087s/20 - copy of 0571n

TI
APERTURE
CARD

Also Available On
Aperture Card

8805240295-230

MASTE
SEISMIC AND DYNAMIC QUALIFICATION SUMM

PLANT NAME: VOGTLE ELECTRIC GENERATING PLANT DOCKET NO.: 50-424 & 50-425 UTILITY: GEORGIA

THE SUPPLIER IS: X A/E ___ NSSS FOR EQU

	EQUIPMENT				LOCATION		LOADS	
TAG NO.	TYPE AND DESCRIPTION	MANUFACTURER AND MODEL NO.	QUALIFICATION REPORT NO.	QUANTITY	BUILDING AND ELEVATION	MOUNT-ING	SEIS-MIC	OT DYN
2120204463 -466 -467 -468	8" CHECK VALVE 150#	ANCHOR/DARLING SJO 5820-1	R83.054	4	N/A	LM	X	N
2120204464 -470	4" CHECK VALVE 150#	ANCHOR/DARLING E9001-40	R83.052	2	N/A	LM	X	N
2120204465 -469	16" CHECK VALVE 150#	ANCHOR/DARLING E9001-130	R84.004	2	N/A	LM	X	N
2120204471 -472 -473 -474	8" CHECK VALVE 150#	ANCHOR/DARLING SJO 5820-11	R83.054	4	N/A	LM	X	N

5087s/21 - copy of 0571n

R LISTING
ARY AND STATUS OF SAFETY RELATED EQUIPMENT

POWER COMPANY A/E: BECHTEL NSSS: WESTINGHOUSE

IPMENT LISTED BELOW ____ OTHER SAFETY SYSTEM: NUCLEAR SERVICE COOLING WATER SYSTEM

CONSIDERED		QUALIFICATION METHOD			LOWEST NATURAL FREQUENCY			STATUS		RRS	
HER DAMIC	REQUIRED INPUT (ZPA) H/V	ANALYSIS	TEST FREQUENCY	TEST DIRECTION	F/B (Hz)	S/S (Hz)	V (Hz)	QUALIFICATION	INSTALLATION	FIGURE REF.	CODES AND STANDARDS
/A	2.1/2.1	S	-	-	F1	F1	F1	a	a	RIM	ASME III
/A	2.1/2.1	S	-	-	F1	F1	F1	a	a	RIM	ASME III
/A	2.1/2.1	S	-	-	F1	F1	F1	a	a	RIM	ASME III
/A	2.1/2.1	S	-	-	F1	F1	F1	a	a	RIM	ASME III

5087s/22 - copy of 0571n

TI
APERTURE
CARD

Also Available On
Aperture Card

8805240295 -231

MASTE

SEISMIC AND DYNAMIC QUALIFICATION SUMM

DOCKET NO.: 50-424 & 50-425 UTILITY: GEORGIA

PLANT NAME: VOGTLE ELECTRIC GENERATING PLANT

FOR EQU

THE SUPPLIER IS: X A/E ____ NSSS

	EQUIPMENT				LOCATION		LOADS	
TAG NO.	TYPE AND DESCRIPTION	MANUFACTURER AND MODEL NO.	QUALIFICATION REPORT NO.	QUANTITY	BUILDING AND ELEVATION	MOUNTING	SEISMIC	DYN
21202U4155 -156 -167 -168	1" Y-CHECK VALVES	KEROTEST CORP. GCP1-305L08-(3) GCP2-305L08-(3)	KSAR-02184-C	4	N/A	LM	X	N

5087s/23 - copy of 0571n

R LISTING
ARY AND STATUS OF SAFETY RELATED EQUIPMENT

POWER COMPANY A/E: BECHTEL NSSS: WESTINGHOUSE

PMENT LISTED BELOW ____ OTHER SAFETY SYSTEM: NUCLEAR SERVICE COOLING WATER SYSTEM

CONSIDERED		QUALIFICATION METHOD			LOWEST NATURAL FREQUENCY			STATUS		RRS	
HER MIC	REQUIRED INPUT (ZPA) H/V	ANALYSIS	TEST FREQUENCY	TEST DIRECTION	F/B (Hz)	S/S (Hz)	V (Hz)	QUALIFICATION	INSTALLATION	FIGURE REF.	CODES AND STANDARDS
YA	4.5/4.5	S	-	-	F1	F1	F1	B	B	RIM	ASME III

5087s/24 - copy of 0571n

TI
APERTURE
CARD

Also Available On
Aperture Card

MASTER
SEISMIC AND DYNAMIC QUALIFICATION SUMMA

DOCKET NO.: 50-424 & 50-425 UTILITY: GEORGIA P

PLANT NAME: VOGTLE ELECTRIC GENERATING PLANT

FOR EQU

THE SUPPLIER IS: X A/E ___ NSSS

	EQUIPMENT				LOCATION		LOADS	
TAG NO.	TYPE AND DESCRIPTION	MANUFACTURER AND MODEL NO.	QUALIFICATION REPORT NO.	QUANTITY	BUILDING AND ELEVATION	MOUNTING	SEISMIC	OTH DYNA
VARIOUS	2" CHECK VALVE	ROCKWELL INTL. FIG. 36274 F316L T2	SA497910	LOT	N/A	LM	X	N/
VARIOUS	1/2" CHECK VALVE	ROCKWELL INTL. FIG. 36274 F316L T2	SA497910	LOT	N/A	LM	X	N/

5087s/25 - copy of 0571n

LISTING
RY AND STATUS OF SAFETY RELATED EQUIPMENT

OWER COMPANY A/E: BECHTEL NSSS: WESTINGHOUSE X4AR34

PMENT LISTED BELOW ____ OTHER SAFETY SYSTEM: NUCLEAR SERVICE COOLING WATER SYSTEM

CONSIDERED		QUALIFICATION METHOD			LOWEST NATURAL FREQUENCY			STATUS		RRS	
ER MIC	REQUIRED INPUT (ZPA) H/V	ANALYSIS	TEST FREQUENCY	TEST DIRECTION	F/B (Hz)	S/S (Hz)	V (Hz)	QUALIFICATION	INSTALLATION	FIGURE REF.	CODES AND STANDARDS
A	4.5/4.5	S	-	-	F1	F1	F1	B	B	RIM	ASME III
A	4.5/4.5	S	-	-	F1	F1	F1	B	B	RIM	ASME III

5087s/26 - copy of 0571n

TI
APERTURE
CARD

Also Available On
Aperture Card

MASTE

SEISMIC AND DYNAMIC QUALIFICATION SUMM

PLANT NAME: VOGTLE ELECTRIC GENERATING PLANT

DOCKET NO.: 50-424 & 50-425

UTILITY: GEORGIA

THE SUPPLIER IS: X A/E ____ NSSS

FOR EQU

TAG NO.	EQUIPMENT: TYPE AND DESCRIPTION	EQUIPMENT: MANUFACTURER AND MODEL NO.	EQUIPMENT: NOTE 7 QUALIFICATION REPORT NO.	EQUIPMENT: QUANTITY	LOCATION: BUILDING AND ELEVATION	LOCATION: MOUNTING	LOADS: SEISMIC	LOADS: OTHER DYN
21561N7001000 21561N7002000	ESF AIR CLEANING UNIT	AMERICAN AIR FILTER	AAF NO. NESE-329 SDRC 12940	2	AUXILIARY 240'	CF	X	N
21561N7001H01 -2H01	HUMIDITY CONTROL PANEL/HEATER	NUTHERM INTERNATIONAL	NUTHERM RPT AAF-1075R	2	AUXILIARY 240'	EM	X	N
21561N7001M01 -2M01	VANEAXIAL FAN AND MOTOR	JOY MFG., CO. #34-26 1/2-1770 RELIANCE ELECTRIC COMPANY	NUC-9 & 18 S-359	2	AUXILIARY 240'	EM	X	N
2PDT2545A -B -47A -B	PRESSURE DIFFERENTIAL TRANSMITTER	ROSEMOUNT MODEL 1153 SERIES "B"	ROSEMOUNT 108025	4	AUXILIARY 240'	EM	X	N
2ME2682A 2MC2682A 2ME2683A 2MC2683A	HUMIDISTAT (SENSOR & TRANSMITTER)	NUTHERM INTERNATIONAL	NUTHERM REPORT N-107-R	2	AUXILIARY 240'	EM	X	N

5088s/5 - copy of 0571n

R LISTING
ARY AND STATUS OF SAFETY RELATED EQUIPMENT

POWER COMPANY A/E: BECHTEL NSSS: WESTINGHOUSE X4AJ07

IPMENT LISTED BELOW ____ OTHER SAFETY SYSTEM: PIPING PENETRATION FILTER EXHAUST SYSTEM

CONSIDERED		QUALIFICATION METHOD			LOWEST NATURAL FREQUENCY			STATUS		RRS	
HER AMIC	REQUIRED INPUT (ZPA) H/V	ANALYSIS	TEST FREQUENCY	TEST DIRECTION	F/B (Hz)	S/S (Hz)	V (Hz)	QUALIFICATION	INSTALLATION	FIGURE REF.	CODES AND STANDARDS
/A	.40/.36	X	N/A	N/A	F3	F3	F3	a	a	X2CR2 -21 -22 -23 -24	ASME III IEEE-323-74 -344-75 ANSI N509
/A	2.0/1.0	N/A	MF	MD	F3	F3	F3	a	a	ICS	IEEE-323-74 -344-75
/A	.40/.36	X	N/A	N/A	F1	F1	F1	a	a	X2CR2-21 -22 -23 -24	IEEE-323-74 -344-75
/A	2.5/1.25	N/A	MF	MD	F3	F1	F1	a	b	ICS	IEEE-323-74 -344-75
/A	1.71/1.51	N/A	MF	MD	F3	F3	F3	a	b	ICS	IEEE-323-74 -344-75

5088s/6 - copy of 0571n

TI APERTURE CARD

Also Available On Aperture Card

8805240295-234

MAST

SEISMIC AND DYNAMIC QUALIFICATION SUM

PLANT NAME: VOGTLE ELECTRIC GENERATING PLANT DOCKET NO.: 50-424 & 50-425 UTILITY: GEORGIA

THE SUPPLIER IS: X A/E ____ NSSS FOR EQ

	EQUIPMENT				LOCATION		LOAD	
TAG NO.	TYPE AND DESCRIPTION	MANUFACTURER AND MODEL NO.	NOTE 7 QUALIFICATION REPORT NO.	QUANTITY	BUILDING AND ELEVATION	MOUNTING	SEISMIC	O DY
21561N7001000 -2000	MOISTURE ELIMINATOR	AMERICAN AIR FILTER	WYLE LAB'S 47231-1	2	AUXILIARY 240'	EM	X	
21561N7001000 -2000	HEPA FILTER	AMERICAN AIR FILTER	SDRC 9534-1-16 WYLE 47231-1	2	AUXILIARY 240'	EM	X	
21561N7001000 -2000	ADSORBER	AMERICAN AIR FILTER	WYLE LAB 43957-1	2	AUXILIARY 240'	EM	X	

5088s/7 - copy of 0571n

ER LISTING
MARY AND STATUS OF SAFETY RELATED EQUIPMENT

POWER COMPANY A/E: BECHTEL NSSS: WESTINGHOUSE X4AJ07
PAGE: 234 OF 283

UIPMENT LISTED BELOW ____ OTHER SAFETY SYSTEM: PI ING PENETRATION FILTER EXHAUST SYSTEM

S CONSIDERED		QUALIFICATION METHOD			LOWEST NATURAL FREQUENCY			STATUS		RRS	
THER NAMIC	REQUIRED INPUT (ZPA) H/V	ANALYSIS	TEST FREQUENCY	TEST DIRECTION	F/B (Hz)	S/S (Hz)	V (Hz)	QUALIFICATION	INSTALLATION	FIGURE REF.	CODES AND STANDARDS
N/A	3.4/0.8	N/A	MF	MD	F3	F1	F1	a	a	ICS	IEEE-323-74 -344-75
N/A	3.93/1.74	N/A	MF	MD	F1	F1	F1	a	a	ICS	IEEE-323-74 -344-75
N/A	.8/.9	N/A	MF	MD	F3	F3	F3	a	a	ICS	IEEE-323-74 -344-75

5088s/8 - copy of 0571n

TI
APERTURE
CARD

Also Available On
Aperture Card

MASTE
SEISMIC AND DYNAMIC QUALIFICATION SUMM

PLANT NAME: VOGTLE ELECTRIC GENERATING PLANT

DOCKET NO.: 50-424 & 50-425

UTILITY: GEORGIA

FOR EQ

THE SUPPLIER IS: X A/E ____ NSSS

	EQUIPMENT				LOCATION		LOADS	
TAG NO.	TYPE AND DESCRIPTION	MANUFACTURER AND MODEL NO.	QUALIFICATION REPORT NO.	QUANTITY	BUILDING AND ELEVATION	MOUNTING	SEISMIC	OTHER DYN
21561E7001000 -2000	AIR COOLING COIL BANKS	CVI CORPORATION DWG #743-0004	B793-9919	2	AUXILIARY 240'	CF	X	N

5088s/9 - copy of 0571n

R LISTING
ARY AND STATUS OF SAFETY RELATED EQUIPMENT

POWER COMPANY A/E: BECHTEL NSSS: WESTINGHOUSE X4AJ16
PAGE: 235 OF 283

IPMENT LISTED BELOW ____ OTHER SAFETY SYSTEM: PIPING PENETRATION FILTER EXHAUST SYSTEM

CONSIDERED		QUALIFICATION METHOD			LOWEST ESSENTIAL FREQUENCY			STATUS		RRS	
HER AMIC	REQUIRED INPUT (ZPA) H/V	ANALYSIS	TEST FREQUENCY	TEST DIRECTION	F/B (Hz)	S/S (Hz)	V (Hz)	QUALIFICATION	INSTALLATION	FIGURE REF.	CODES AND STANDARDS
/A	.40/.36	D	-	-	F3	F3	F1	a	b	X2CR[illegible]1 -22 -23 -24	ASME III

5088s/10 - copy of 0571n

TI
APERTURE
CARD

Also Available On
Aperture Card

MASTER
SEISMIC AND DYNAMIC QUALIFICATION SUMMA

PLANT NAME: VOGTLE ELECTRIC GENERATING PLANT DOCKET NO.: 50-424 & 50-425 UTILITY, GEORGIA P

THE SUPPLIER IS: X A/E ___ NSSS FOR EQUI

	EQUIPMENT				LOCATION		LOADS	
TAG NO.	TYPE AND DESCRIPTION	MANUFACTURER AND MODEL NO.	QUALIFICATION REPORT NO.	QUANTITY	BUILDING AND ELEVATION	MOUNTING	SEISMIC	OTH DYNA
21561W7201 -202	TORNADO DAMPERS 36" X 18" 36" X 18"	TECHNO	483A, 1083A,	2	AUXILIARY 240'	HM	X	PLAN VIBR TION AGIN TOR- NADO
2156107208 -9	BACKDRAFT DAMPER	TECHN	883B, 1083A,	2	AUXILIARY 260'	HM	X	PLAN VIBR TION AGIN TOR- NADO

5088s/11 - copy of 0571n

LISTING
RY AND STATUS OF SAFETY RELATED EQUIPMENT

OWER COMPANY A/E: BECHTEL NSSS: WESTINGHOUSE X4AJ32

PMENT LISTED BELOW ____ OTHER SAFETY SYSTEM: PIPING PENETRATION FILTER EXHAUST SYSTEM

CONSIDERED ER MIC	REQUIRED INPUT (ZPA) H/V	QUALIFICATION METHOD: ANALYSIS	QUALIFICATION METHOD: TEST FREQUENCY	QUALIFICATION METHOD: TEST DIRECTION	LOWEST NATURAL FREQUENCY: F/B (Hz)	LOWEST NATURAL FREQUENCY: S/S (Hz)	LOWEST NATURAL FREQUENCY: V (Hz)	STATUS: QUALIFICATION	STATUS: INSTALLATION	RRS: FIGURE REF.	CODES AND STANDARDS
T A- D,	.80/.90	S	-	-	F1	F1	F1	a	a	X2CR6-01 -02 -03 -04	ANSI 509 ERDA 76-21 IEEE 344-75
T A- D,	.80/.90	S	-	-	F1	F1	F1	a	a	X2CR6-01 -02 -03 -04	ANSI 509 ERDA 76-21 IEEE 344-75

5088s/12 - copy of 0571n

TI APERTURE CARD

Also Available On Aperture Card

8805240295-237

MASTER
SEISMIC AND DYNAMIC QUALIFICATION SUMMAR

PLANT NAME: VOGTLE ELECTRIC GENERATING PLANT DOCKET NO.: 50-424 & 50-425 UTILITY: GEORGIA PO

THE SUPPLIER IS: X A/E ____ NSSS FOR EQUIP

	EQUIPMENT				LOCATION		LOADS C	
TAG NO.	TYPE AND DESCRIPTION	MANUFACTURER AND MODEL NO.	QUALIFICATION REPORT NO.	QUANTITY	BUILDING AND ELEVATION	MOUNT-ING	SEIS-MIC	OTHE DYNAM
2HV12594	10'-150# BUTTERFLY VALVE WITH MANUAL ACTUATOR	FISHER (BODY) 9280 FISHER (OPERATOR) 1075-2	FQP-11C-7	1	N/A	LM	X	-

5088s/13 - copy of 0571n

LISTING
Y AND STATUS OF SAFETY RELATED EQUIPMENT

WER COMPANY A/E: BECHTEL NSSS: WESTINGHOUSE X5AC03

MENT LISTED BELOW ____ OTHER SAFETY SYSTEM: PIPING PENETRATION FILTER EXHAUST SYSTEM

ONSIDERED R IG	REQUIRED INPUT (ZPA) H/V	QUALIFICATION METHOD: ANALYSIS	QUALIFICATION METHOD: TEST FREQUENCY	QUALIFICATION METHOD: TEST DIRECTION	LOWEST NATURAL FREQUENCY: F/B (Hz)	LOWEST NATURAL FREQUENCY: S/S (Hz)	LOWEST NATURAL FREQUENCY: V (Hz)	STATUS: QUALIFICATION	STATUS: INSTALLATION	RRS: FIGURE REF.	CODES AND STANDARDS
	4.5/4.5	S	N/A	N/A	F1	F1	F1	a	b	RIM	ASME III IEEE 323-74 -344-75

5088s/14 - copy of 0571n

TI APERTURE CARD

Also Available On Aperture Card

8805240295 -238

MASTE

SEISMIC AND DYNAMIC QUALIFICATION SUMMA

DOCKET NO.: 50-424 & 50-425 UTILITY: GEORGIA

PLANT NAME: VOGTLE ELECTRIC GENERATING PLANT

FOR EQU

THE SUPPLIER IS: X A/E ___ NSSS

	EQUIPMENT				LOCATION		LOADS	
TAG NO.	TYPE AND DESCRIPTION	MANUFACTURER AND MODEL NO.	QUALIFICATION REPORT NO.	QUANTITY	BUILDING AND ELEVATION	MOUNTING	SEISMIC	OTH DYNA
2PV2550B -51B	36" X 18" LOW LEAKAGE DAMPER W/E.H. ACTUATOR	QAD, N/A ITT NH91G4002CD301	NQS #1027-1 1027-2 FHI #30015 #730.1.140	2	AUXILIARY 240'	HM	X	NA
2ZSC2550B -51B 2ZSO2550B -51B	LIMIT SWITCH	NAMCO CONTROLS EA-180-31302 EA-180-32302	QTR-105	4	AUXILIARY 240'	EM	X	NA
2PV2550A -51A	36" X 36" LOW LEAKAGE DAMPER W/ELECTRONIC ACTUATOR	QAD, N/A LIMITORQUE SMC-04-3/HOBC	NQS #1027-1 2027-2 FHI #30015 #B0058	2	AUXILIARY 240'	HM	X	NA
2ZSC2550A -51A 2ZSO2550A -51A	LIMIT SWITCH	NAMCO CONTROLS EA-180-31302 EA-180-32302	QTR-105	4	AUXILIARY 240'	EM	X	NA
2HV12614 -16	36" X 36" LOW LEAKAGE DAMPER W/E.H. ACTUATOR	QAD, N/A ITT NH95G6602CD306	NQS #1027-1 1027-2 FHI #30015 #730.1.140	2	AUXILIARY 240'	HM	X	NA

5088s/15 - copy of 0571n

R LISTING
ARY AND STATUS OF SAFETY RELATED EQUIPMENT

POWER COMPANY A/E: BECHTEL NSSS: WESTINGHOUSE X4AJ20

PMENT LISTED BELOW ____ OTHER SAFETY SYSTEM: PIPING PENETRATION FILTER EXHAUST SYSTEM

CONSIDERED		QUALIFICATION METHOD			LOWEST NATURAL FREQUENCY			STATUS		RRS	
ER AMIC	REQUIRED INPUT (ZPA) H/V	ANALYSIS	TEST FREQUENCY	TEST DIRECTION	F/B (Hz)	S/S (Hz)	V (Hz)	QUALIFICATION	INSTALLATION	FIGURE REF.	CODES AND STANDARDS
A	.80/.90	S	-	-	F1	F1	F1	a	a	X2CR6-01 -02 -03 -04	ANSI B31.1 IEEE 344-75
A	.80/.90	-	SF	SD	F1	F1	F1	a	a	X2CR6-01 -02 -03 -04	IEEE-323-74 -344-75
A	.80/.90	S	-	-	F1	F1	F1	a	a	X2CR6-01 -02 -03 -04	ANSI B31.1 IEEE 344-75
A	.80/.90	-	SF	SD	F1	F1	F1	a	a	X2CR6-01 -02 -03 -04	IEEE-323-74 -344-75
A	.80/.90	S	-	-	F1	F1	F1	a	a	X2CR6-01 -02 -03 -04	ANSI B31.1 IEEE 344-75

5088s/16 - copy of 0571n

TI
APERTURE
CARD

Also Available On
Aperture Card

8805240295-239

MASTER
SEISMIC AND DYNAMIC QUALIFICATION SUMMA

DOCKET NO.: 50-424 & 50-425 UTILITY: GEORGIA P

PLANT NAME: VOGTLE ELECTRIC GENERATING PLANT

THE SUPPLIER IS: X A/E ___ NSSS FOR EQUI

	EQUIPMENT				LOCATION		LOADS	
TAG NO.	TYPE AND DESCRIPTION	MANUFACTURER AND MODEL NO.	QUALIFICATION REPORT NO.	QUANTITY	BUILDING AND ELEVATION	MOUNTING	SEISMIC	OTH DYNA
2ZSC12614 -16 2ZSO12614 -16	LIMIT SWITCH	NAMCO CONTROLS EA-180-31302 EA-180-32302	QTR-105	4	AUXILIARY 240'	EM	X	N/
2HV12605 -06	40" X 26" BUBBLE-TIGHT DAMPER W/PROCESS ACTUATOR	QAD, N/A BETTIS NCB-420-SR60	NQS #1027-3 1027-2 FHI #30015 #37274	2	AUXILIARY 240'	HM	X	N/
2ZSC12605 -06 2ZSO12605 -06	LIMIT SWITCH	NAMCO CONTROLS EA-180-31302 EA-180-32302	QTR-105	4	AUXILIARY 240'	EM	X	N/
2HV12605 -6	SOLENOID VALVE	ASCO NPL8321-A2E	AQS21678/TR	2	AUXILIARY 240'	EM	X	N/
2HV12607 -04	34" X 34" BUBBLE-TIGHT DAMPER W/PROCESS ACTUATOR	QAD, N/A BETTIS NCB-420-SR80	NQS #1027-3 1027-2 FHI #30015 #37274	2	AUXILIARY 240'	HM	X	N/

5088s/17 - copy of 0571n

LISTING
RY AND STATUS OF SAFETY RELATED EQUIPMENT

OWER COMPANY A/E: BECHTEL NSSS: WESTINGHOUSE X4AJ20

NT LISTED BELOW ___ OTHER SAFETY SYSTEM: PIPING PENETRATION FILTER EXHAUST SYSTEM

ER MIC	CONSIDERED REQU'RED INPUT (ZPA) H/V	QUALIFICATION METHOD: ANALYSIS	TEST FREQUENCY	TEST DIRECTION	LOWEST NATURAL FREQUENCY: F/B (Hz)	S/S (Hz)	V (Hz)	STATUS: QUALIFICATION	INSTALLATION	RRS FIGURE REF.	CODES AND STANDARDS
A	.80/.90	-	SF	SD	F1	F1	F1	a	a	X2CR6-01 -02 -03 -04	IEEE-323-74 -344-75
A	.80/.90	D	-	-	F3	F3	F3	a	a b	X2CR6-01 -02 -03 -04	ANSI B31.1 & N509 IEEE 344-75
A	80/.90	-	SF	SD	F1	F1	F1	a	d	X2CR6-01 -02 -03 -04	IEEE-323-74 -344-75
A	.80/.90	-	SF	SD	F1	F1	F1	a	d	X2CR6-01 -02 -03 -04	IEEE-323-74 -344-75
A	.80/.90	D	-	-	F3	F3	F3	a	a b	X2CR6-01 -02	ANSI B31.1 & N509 IEEE 344-75

5088s/18 - copy of 0571n

TI
APERTURE
CARD

Also Available On
Aperture Card

8805240295 -240

MASTER
SEISMIC AND DYNAMIC QUALIFICATION SUMMA

PLANT NAME: VOGTLE ELECTRIC GENERATING PLANT DOCKET NO.: 50-424 & 50-425 UTILITY: GEORGIA P

THE SUPPLIER IS: __X__ A/E ____ NSSS FOR EQUI

	EQUIPMENT				LOCATION		LOADS	
TAG NO.	TYPE AND DESCRIPTION	MANUFACTURER AND MODEL NO.	QUALIFICATION REPORT NO.	QUANTITY	BUILDING AND ELEVATION	MOUNTING	SEISMIC	OTH DYNA
2ZSC12607 -04 2ZSO12607 -04	LIMIT SWITCH	NAMCO CONTROLS EA-180-31302 EA-180-32302	QTR-105	4	AUXILIARY 240'	EM	X	N/
2HY12607 -4	SOLENOID VALVE	ASCO NPL8321-A2E	AQ-21678/TR	2	AUXILIARY 240'	EM	X	N/
2FT12542 -629	FLOW TRANSMITTER/ SWITCHES (INTEGRAL ELECTRONICS)	FLUID COMPONENTS INC. LT-81	FCI REPORT NO. 708349	4	AUXILIARY 240'	LM	X	N/
2PDT2550A -51A	DIFFERENTIAL PRESSURE TRANSMITTER (DPT)	TAVIS CORP. P8C(S)	JCI REPORT NO. 557-13478	2	FHB 288' 2"	CW	X	N/

LISTING
Y AND STATUS OF SAFETY RELATED EQUIPMENT

WER COMPANY A/E: BECHTEL NSSS: WESTINGHOUSE X4AJ20
PAGE: 240 OF 283

MENT LISTED BELOW ___ OTHER SAFETY SYSTEM: PIPING PENETRATION FILTER EXHAUST SYSTEM

ONSIDERED		QUALIFICATION METHOD			LOWEST NATURAL FREQUENCY			STATUS		RRS	
ER MIC	REQUIRED INPUT (ZPA) H/V	ANALYSIS	TEST FREQUENCY	TEST DIRECTION	F/B (HZ)	S/S (HZ)	V (HZ)	QUALIFICATION	INSTALLATION	FIGURE REF.	CODES AND STANDARDS
A	.80/.90	-	SF	SD	F1	F1	F1	a	a b a b	X2CR6-01 -02 -03 -04	IEEE-323-74 -344-75
A	.80/.90	-	SF	SD	F1	F1	F1	a	d	X2CR6-01 -02 -03 -04	IEEE-323-74 -344-75
A	4.5/4.5	-	SF	MD	F1	F1	F1	a	b d	RIM	IEEE-323-74 -344-75
A	.80/.90	-	MF	MD	F1	F1	F1	a	b b	X2CR6-01 -02 -03 -04	IEEE-323-74 -344-75

5088s/20 - copy of 0571n

TI
APERTURE
CARD

Also Available On
Aperture Card

8805240295 -241

MASTER L

SEISMIC AND DYNAMIC QUALIFICATION SUMMARY

DOCKET NO.: 50-424 & 50-425 UTILITY: GEORGIA POW

PLANT NAME: VOGTLE ELECTRIC GENERATING PLANT

THE SUPPLIER IS: X A/E ____ NSSS FOR EQUIPME

	EQUIPMENT				LOCATION		LOADS CO	
TAG NO.	TYPE AND DESCRIPTION	MANUFACTURER AND MODEL NO.	QUALIFICATION REPORT NO.	QUANTITY	BUILDING AND ELEVATION	MOUNT-ING	SEIS-MIC	OTHER DYNAMIC
21561U4010 -7 -8 -4	SEATLESS CHECK VALVES	TECHNO CORP. 5003-316	TECHNO CORP. JOB NO. 8808 DATED AUG 27,1980	4	AUXILIARY 240'	LM	X	N/A

5088s/21 - copy of 0571n

STING
AND STATUS OF SAFETY RELATED EQUIPMENT

R COMPANY A/E: BECHTEL NSSS: WESTINGHOUSE X4AR27

NT LISTED BELOW ____ OTHER SAFETY SYSTEM: PIPING PENETRATON FILTER EXHAUST SYSTEM

SIDERED REQUIRED INPUT (ZPA) H/V	QUALIFICATION METHOD: ANALYSIS	TEST FREQUENCY	TEST DIRECTION	LOWEST NATURAL FREQUENCY: F/B (Hz)	S/S (Hz)	V (Hz)	STATUS: QUALIFICATION	INSTALLATION	RRS: FIGURE REF.	CODES AND STANDARDS
4.5/4.5	S	N/A	N/A	F1	F1	F1	a	b	RIM	ANSI B31.3

5088s/22 - copy of 0571n

TI APERTURE CARD

Also Available On Aperture Card

MASTER
SEISMIC AND DYNAMIC QUALIFICAT ON SUMMAR

PLANT NAME: VOGTLE ELECTRIC GENERATING PLANT DOCKET NO.: 50-424 & 50-425 UTILITY: GEORGIA PO

FOR EQUIP

THE SUPPLIER IS: X A/E ____ NSSS

	EQUIPMENT				LOCATION		LOADS, C	
TAG NO.	TYPE AND DESCRIPTION	MANUFACTURER AND MODEL NO.	QUALIFICATION REPORT NO.	QUANTITY	BUILDING AND ELEVATION	MOUNT-ING	SEIS-MIC	OTHE DYNAM
VARIOUS	2"-200# CHECK VALVE	ROCKWELL INT'L FIG. 36274	SA-497909	LOT	N/A	LM	X	N/A

5089s/5 - copy of 0571n

LISTING
AND STATUS OF SAFETY RELATED EQUIPMENT

VER COMPANY A/E: BECHTEL NSSS: WESTINGHOUSE

MENT LISTED BELOW ____ OTHER SAFETY SYSTEM: PLANT DEMINERALIZED WATER STORAGE AND DISTRIBUTION

ONSIDERED REQUIRED INPUT (ZPA) H/V	QUALIFICATION METHOD: ANALYSIS	TEST FREQUENCY	TEST DIRECTION	LOWEST NATURAL FREQUENCY F/B (Hz)	S/S (Hz)	V (Hz)	STATUS: QUALIFICATION	INSTALLATION	RRS FIGURE REF.	CODES AND STANDARDS
4.5/4.5	S	N/A	N/A	F1	F1	F1	a	a	RIM	ASME III IEEE-344-75

5089s/6 - copy of 0571n

TI
APERTURE
CARD

Also Available On
Aperture Card

MASTER
SEISMIC AND DYNAMIC QUALIFICATION SUMMAR

PLANT NAME: VOGTLE ELECTRIC GENERATING PLANT DOCKET NO.: 50-424 & 50-425 UTILITY: GEORGIA PO

THE SUPPLIER IS: X A/E ___ NSSS FOR EQUIP

	EQUIPMENT				LOCATION		LOADS C	
TAG NO.	TYPE AND DESCRIPTION	MANUFACTURER AND MODEL NO.	QUALIFICATION REPORT NO.	QUANTITY	BUILDING AND ELEVATION	MOUNT-ING	SEIS-MIC	OTHE DYNAM
2HV8212	SOLENOID VALVE 1/2 INCH., GLOBE, N. C. DIRECT OPERATOR	VALCOR V526-5295-89	MR526-5295-89-1	1	FUEL HANDLING 200'	CF	X	-
2HV8211	SOLENOID VALVE 1/2 INCH., GLOBE, N. C. DIRECT OPERATOR	VALCOR V526-5295-101	MR526-5295-89-1	1	CONTAINMENT 220'	CF	X	-
2HV8208	SOLENOID VALVE 1 INCH., GLOBE, N. C. PILOT OPERATOR	VALCOR V526-6042-10	MR526-6042-10-1	1	FUEL HANDLING 200'	CF	X	-
2HV8209	SOLENOID VALVE 1 INCH., GLOBE, N. C. PILOT OPERATOR	VALCOR V526-6042-11	MR526-6042-10-1	1	CONTAINMENT 220'	CF	X	-

5090s/5 - copy of 0571n

LISTING
Y AND STATUS OF SAFETY RELATED EQUIPMENT

WER COMPANY A/E: BECHTEL NSSS: WESTINGHOUSE

MENT LISTED BELOW

____ OTHER

SAFETY SYSTEM: POST-ACCIDENT SAMPLING SYSTEM

ONSIDERED R IC	REQUIRED INPUT (ZPA) H/V	QUALIFICATION METHOD: ANALYSIS	QUALIFICATION METHOD: TEST FREQUENCY	QUALIFICATION METHOD: TEST DIRECTION	LOWEST NATURAL FREQUENCY: F/B (Hz)	LOWEST NATURAL FREQUENCY: S/S (Hz)	LOWEST NATURAL FREQUENCY: V (Hz)	STATUS: QUALIFICATION	STATUS: INSTALLATION	RRS: FIGURE REF.	CODES AND STANDARDS
	.47/.43	S	-	-	F1	F1	F1	a	d	X2CR4-13 -14 -15 -16	ASME III IEEE-323-74 -344-75
	.32/.48	S	-	-	F1	F1	F1	a	d	X2CR1-09 -10 -11 -12	ASME III IEEE-323-74 -344-75
	.47/.43	S	-	-	F1	F1	F1	a	d	X2CR4-13 -14 -15 -16	ASME III IEEE-323-74 -344-75
	.32/.48	S	-	-	F1	F1	F1	a	d	X2CR1-09 -10 -11 -12	ASME III IEEE-323-74 -344-75

5090s/6 - copy of 0571n

TI
APERTURE
CARD

Also Available On
Aperture Card

8805240295 -244

MASTER
SEISMIC AND DYNAMIC QUALIFICATION SUMMAR

DOCKET NO.: 50-424 & 50-425 UTILITY: GEORGIA PO

PLANT NAME: VOGTLE ELECTRIC GENERATING PLANT

FOR EQUIP

THE SUPPLIER IS: X A/E ____ NSSS

	EQUIPMENT				LOCATION		LOADS C	
TAG NO.	TYPE AND DESCRIPTION	MANUFACTURER AND MODEL NO.	QUALIFICATION REPORT NO.	QUANTITY	BUILDING AND ELEVATION	MOUNT-ING	SEIS-MIC	OTHE DYNAM
21604Q5PCP	MISCELLANEOUS SYSTEMS EQUIPMENT PANELS	RELIANCE	ANALYSIS REPORT NO. AAI-175 REPORT NO. 30018 (MODAL SURVEY)	1	CONTROL ROOM 220'	CF	X	N/A

50y1s/5 - copy of 0571n

LISTING
Y AND STATUS OF SAFETY RELATED EQUIPMENT

WER COMPANY A/E: BECHTEL NSSS: WESTINGHOUSE X5AB01
PAGE: 244 OF 283

MENT LISTED BELOW ____ OTHER SAFETY SYSTEM: PROCESS CONTROL SYSTEM

ONSIDERED R IC	REQUIRED INPUT (ZPA) H/V	QUALIFICATION METHOD: ANALYSIS	QUALIFICATION METHOD: TEST FREQUENCY	QUALIFICATION METHOD: TEST DIRECTION	LOWEST NATURAL FREQUENCY: F/B (Hz)	LOWEST NATURAL FREQUENCY: S/S (Hz)	LOWEST NATURAL FREQUENCY: V (Hz)	STATUS: QUALIFICATION	STATUS: INSTALLATION	RRS: FIGURE REF.	CODES AND STANDARDS
	.38/.42	S	-	-	F1	F1	F1	a	a	X/CR3-09 -10 -11 -12	IEEE-323-74 -344-75

5091s/6 - copy of 0571n

TI
APERTURE
CARD

Also Available On
Aperture Card

IMAGE EVALUATION
TEST TARGET (MT-3)

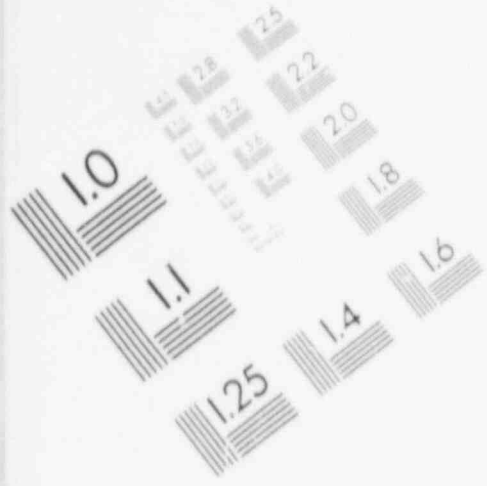

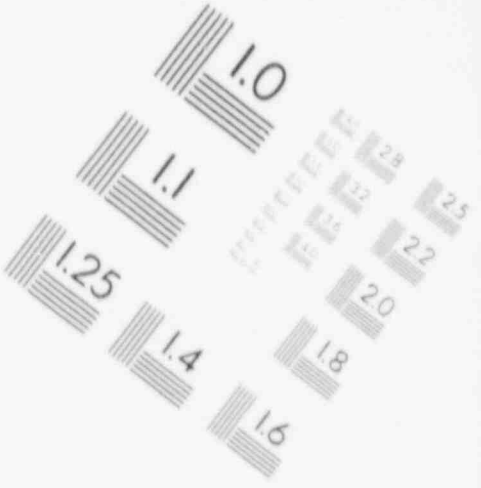

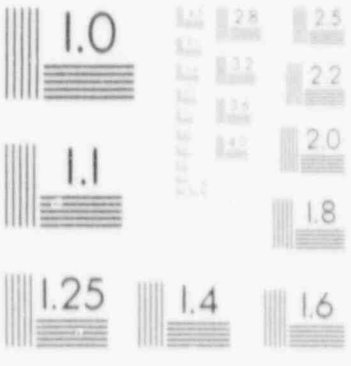

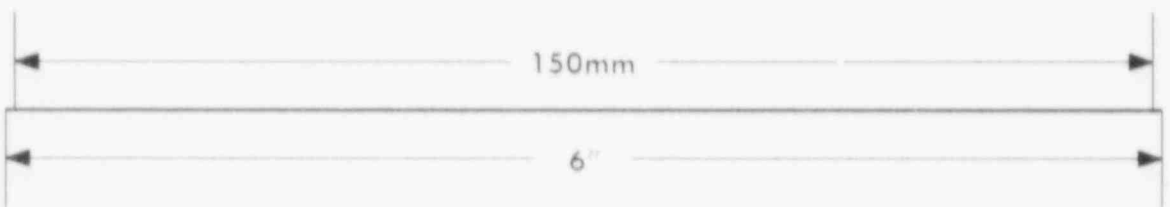



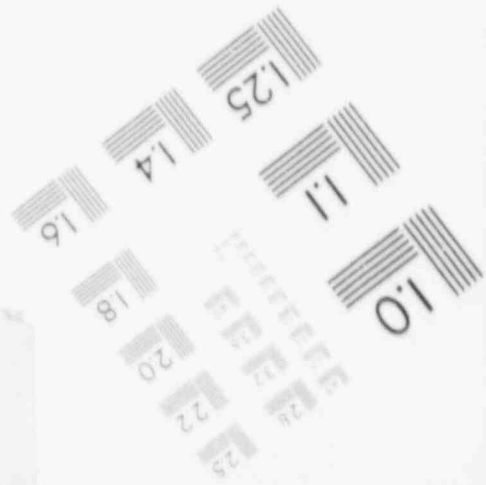

MASTER
SEISMIC AND DYNAMIC QUALIFICATION SUMMA

PLANT NAME: VOGTLE ELECTRIC GENERATING PLANT DOCKET NO.: 50-424 & 50-425 UTILITY: GEORGIA

THE SUPPLIER IS: X A/E ___ NSSS FOR EQU

	EQUIPMENT				LOCATION		LOADS	
TAG NO.	TYPE AND DESCRIPTION	MANUFACTURER AND MODEL NO.	QUALIFICATION REPORT NO.	QUANTITY	BUILDING AND ELEVATION	MOUNTING	SEISMIC	OTH DYNA
21605P5SDB	SHUTDOWN PANEL TRAIN B	RELIANCE	ANALYSIS REPORT NO. AAI-168 SDKC #11462 (MODAL SURVEY)	1	CONTROL 200'	CF	X	NA
21605P5SDA	SHUTDOWN PANEL TRAIN A	RELIANCE	ANALYSIS REPORT NO. AAI-184 SDRC #11440 (MODAL SURVEY)	1	CONTROL 200'	CF	X	NA
2HS-3010A -20A	REMOTE SHUTDOWN PANEL TRAIN B SWITCH MODULE	ELECTRO SWITCH MODIFIED 20K	10405	2	CONTROL 200'	CM	X	NA

5092s/5 - copy of 0571n

LISTING
RY AND STATUS OF SAFETY RELATED EQUIPMENT

OWER COMPANY A/E: BECHTEL NSSS: WESTINGHOUSE X5AB01
PAGE: 245 OF 283

PMENT LISTED BELOW ____ OTHER SAFETY SYSTEM: PROTECTION SYSTEM NSS

ER MIC	CONSIDERED REQUIRED INPUT (ZPA) H/V	QUALIFICATION METHOD: ANALYSIS	QUALIFICATION METHOD: TEST FREQUENCY	QUALIFICATION METHOD: TEST DIRECTION	LOWEST NATURAL FREQUENCY: F/B (Hz)	LOWEST NATURAL FREQUENCY: S/S (Hz)	LOWEST NATURAL FREQUENCY: V (Hz)	STATUS: QUALIFICATION	STATUS: INSTALLATION	RRS: FIGURE REF.	CODES AND STANDARDS
A	.38/.42	S	-	-	F1	F1	F1	a	a	X2CR3-09 -10 -11 -12	IEEE-323-74 -344-75
A	.38/.42	S	-	-	F1	F1	F1	a	a	X2CR3-09 -10 -11 -12	IEEE-323-74 -344-75
A	.38/42	N/A	MF	MD	F1	F1	F1	a	a	ICS	IEEE-323-74 -344-75

5092s/6 - copy of 0571n

TI
APERTURE
CARD

Also Available On
Aperture Card

MASTER
SEISMIC AND DYNAMIC QUALIFICATION SUMMA

PLANT NAME: VOGTLE ELECTRIC GENERATING PLANT DOCKET NO.: 50-424 & 50-425 UTILITY: GEORGIA P

THE SUPPLIER IS: X A/E ____ NSSS FOR EQUI

TAG NO.	EQUIPMENT				LOCATION		LOADS	
	TYPE AND DESCRIPTION	MANUFACTURER AND MODEL NO.	QUALIFICATION REPORT NO.	QUANTITY	BUILDING AND ELEVATION	MOUNTING	SEISMIC	OTH DYNA
2HV12977	SOLENOID VALVE 1 INCH, GLOBE, N. C. DIRECT OPERATOR	VALCOR V526-5295-13	MR526-5295-13-1	1	AUXILIARY 170'-6"	CF	X	-
2HV12978	SOLENOID VALVE 1 INCH, GLOBE, N. C. DIRECT OPERATOR	VALCOR V526-5295-98	MR526-5295-13-1	1	CONTAINMENT 220'	CF	X	-
2HV12975	SOLENOID VALVE 1 INCH, GATE N. C. DIRECT OPERATOR	VALCOR V526-5960-4	MR526-5690-4-1	1	CONTAINMENT 192'	LM	X	-
2HV12976	SOLENOID VALVE 1 INCH, GATE N. C. DIRECT OPERATOR	VALCOR V526-5960-4	MR526-5690-4-1	1	AUXILIARY 170'-6"	-	-	-

5093s/5 - copy of 0571n

LISTING
RY AND STATUS OF SAFETY RELATED EQUIPMENT

OWER COMPANY A/E: BECHTEL NSSS: WESTINGHOUSE

PMENT LISTED BELOW ___ OTHER SAFETY SYSTEM: RADIATION MONITOR SYSTEM

ER MIC	CONSIDERED REQUIRED INPUT (ZPA) H/V	QUALIFICATION METHOD: ANALYSIS	QUALIFICATION METHOD: TEST FREQUENCY	QUALIFICATION METHOD: TEST DIRECTION	LOWEST NATURAL FREQUENCY: F/B (HZ)	LOWEST NATURAL FREQUENCY: S/S (HZ)	LOWEST NATURAL FREQUENCY: V (HZ)	STATUS: QUALIFICATION	STATUS: INSTALLATION	RRS: FIGURE REF.	CODES AND STANDARDS
	.35/.30	S	-	-	F1	F1	F1	a	d	X2CR2-13 -14 -15 -16	ASME III IEEE-323-74 -344-75
	.32/.48	S	-	-	F1	F1	F1	a	d	X2CR1-09 -10 -11 -12	ASME III IEEE-323-74 -344-75
	4.5/4.5 RIM	S	-	-	F1	F1	F1	a	b	RIM	ASME III IEEE-323-74 -344-75
	4.5/4.5 RIM	S	-	-	F1	F1	F1	a	d	RIM	ASME III IEEE-323-74 -344-75

5093s/6 - copy of 0571n

TI
APERTURE
CARD

Also Available On
Aperture Card

8805240295-247

MASTER
SEISMIC AND DYNAMIC QUALIFICATION SUMMA

PLANT NAME: VOGTLE ELECTRIC GENERATING PLANT DOCKET NO.: 50-424 & 50-425 UTILITY: GEORGIA P

THE SUPPLIER IS: X A/E ___ NSSS FOR EQUI

	EQUIPMENT				LOCATION		LOADS	
TAG NO.	TYPE AND DESCRIPTION	MANUFACTURER AND MODEL NO.	QUALIFICATION REPORT NO.	QUANTITY	BUILDING AND ELEVATION	MOUNT-ING	SEIS-MIC	OTH DYNA
2-1201-U4-069 -119	GLOBE VALVE Y-TYPE	KEROTEST 2" SERIES 1512	KDAR-50A	2	CONTAINMENT 190'-6"	LM	X	N/

5094s/5 - copy of 0571n

LISTING
RY AND STATUS OF SAFETY RELATED EQUIPMENT

OWER COMPANY A/E: BECHTEL NSSS: WESTINGHOUSE

PMENT LISTED BELOW ____ OTHER SAFETY SYSTEM: REACTOR COOLANT SYSTEM

CONSIDERED		QUALIFICATION METHOD			LOWEST NATURAL FREQUENCY			STATUS		RRS	
ER MIC	REQUIRED INPUT (ZPA) H/V	ANALYSIS	TEST FREQUENCY	TEST DIRECTION	F/B (Hz)	S/S (Hz)	V (Hz)	QUALIFICATION	INSTALLATION	FIGURE REF.	CODES AND STANDARDS
A	4.5/4.5	S	-	-	F1	F1	F1	a	a	RIM	ASME III

5094s/6 - copy of 0571n

TI
APERTURE
CARD

Also Available On
Aperture Card

8805240295-249

MASTER L
SEISMIC AND DYNAMIC QUALIFICATION SUMMARY

DOCKET NO.: 50-424 & 50-425 UTILITY: GEORGIA POW

PLANT NAME: VOGTLE ELECTRIC GENERATING PLANT

THE SUPPLIER IS: X A/E ___ NSSS FOR EQUIPM

	EQUIPMENT				LOCATION		LOADS CO	
TAG NO.	TYPE AND DESCRIPTION	MANUFACTURER AND MODEL NO.	QUALIFICATION REPORT NO.	QUANTITY	BUILDING AND ELEVATION	MOUNTING	SEISMIC	OTHER DYNAMI
2HY7760A -B	SOLENOID VALVE	ASCO NP8320A185V	AQR-67368	2	AUXILIARY 170'	EM	X	X

5095s/5 - copy of 0571n

ISTING
AND STATUS OF SAFETY RELATED EQUIPMENT

ER COMPANY A/E: BECHTEL NSSS: WESTINGHOUSE X4AR01

ENT LISTED BELOW ____ OTHER SAFETY SYSTEM: REACTOR MAKEUP WATER STORAGE TANK AND DEGASIFIER SYSTEM

NSIDERED	QUALIFICATION METHOD			LOWEST NATURAL FREQUENCY			STATUS		RRS	
C REQUIRED INPUT (ZPA) H/V	ANALYSIS	TEST FREQUENCY	TEST DIRECTION	F/B (Hz)	S/S (Hz)	V (Hz)	QUALIFICATION	INSTALLATION	FIGURE REF.	CODES AND STANDARDS
2.1/2.1	N/A	SF	SD	F1	F1	F1	a	a	RIM	IEEE-323-74 -344-75

5095s/6 • copy of 0571n

TI APERTURE CARD

Also Available On Aperture Card

MASTE

SEISMIC AND DYNAMIC QUALIFICATION SUMM

PLANT NAME: VOGTLE ELECTRIC GENERATING PLANT DOCKET NO.: 50-424 & 50-425 UTILITY: GEORGIA

THE SUPPLIER IS: X A/E ____ NSSS FOR EQU

	EQUIPMENT				LOCATION		LOADS	
TAG NO.	TYPE AND DESCRIPTION	MANUFACTURER AND MODEL NO.	QUALIFICATION REPORT NO.	QUANTITY	BUILDING AND ELEVATION	MOUNT-ING	SEIS-MIC	OTHER DY-
N/A	ELECTRIC PENETRATION ASSEMBLY	CONAX 7915-10000	IPS-603	2	AUXILIARY 160' FUEL HANDLING 160'	EM	X	N

5096s/5 - copy of 0571n

R LISTING
ARY AND STATUS OF SAFETY RELATED EQUIPMENT

POWER COMPANY A/E: BECHTEL NSSS: WESTINGHOUSE

IPMENT LISTED BELOW ____ OTHER SAFETY SYSTEM: RESIDUAL HEAT REMOVAL SYSTEM

CONSIDERED		QUALIFICATION METHOD			LOWEST NATURAL FREQUENCY			STATUS		RRS	
HER / AMIC	REQUIRED INPUT (ZPA) H/V	ANALYSIS	TEST FREQUENCY	TEST DIRECTION	F/B (Hz)	S/S (Hz)	V (Hz)	QUALIFICATION	INSTALLATION	FIGURE REF.	CODES AND STANDARDS
A	.35/.39	N/A	MF	MD	F3	F3	F3	a	N/A	X2CR4-01 ·02	ASME III

5096s/6 - copy of 0571n

TI
APERTURE
CARD

Also Available On
Aperture Card

8805240295 -250

MASTER
SEISMIC AND DYNAMIC QUALIFICATION SUMMA

PLANT NAME: VOGTLE ELECTRIC GENERATING PLANT DOCKET NO.: 50-424 & 50-425 UTILITY: GEORGIA P

THE SUPPLIER IS: X A/E ___ NSSS FOR EQUI

	EQUIPMENT				LOCATION		LOADS	
TAG NO.	TYPE AND DESCRIPTION	MANUFACTURER AND MODEL NO.	QUALIFICATION REPORT NO.	QUANTITY	BUILDING AND ELEVATION	MOUNTING	SEISMIC	OTH DYNA
2HV10465 -66	SOLENOID VALVE 3/4 INCH., GLOBE, N. C. DIRECT OPERATOR	VALCOR V526-5683-13	MR526-5683-13-1	2	AUXILIARY 170' 6"	CF	X	-
2HV8986A -B	SOLENOID VALVE 1" GLOBE, N.C. PILOT OPERATOR	VALCOR V526-6030-10	MR526-6030-10-1	2	FUEL HANDLING 200' 0"	CF	X	-

5096s/7 - copy of 0571n

LISTING
RY AND STATUS OF SAFETY RELATED EQUIPMENT

OWER COMPANY A/E: BECHTEL NSSS: WESTINGHOUSE X5AC07

PMENT LISTED BELOW ____ OTHER SAFETY SYSTEM: RESIDUAL HEAT REMOVAL SYSTEM

CONSIDERED		QUALIFICATION METHOD			LOWEST NATURAL FREQUENCY			STATUS		RRS	
ER MIC	REQUIRED INPUT (ZPA) H/V	ANALYSIS	TEST FREQUENCY	TEST DIRECTION	F/B (Hz)	S/S (Hz)	V (Hz)	QUALIFICATION	INSTALLATION	FIGURE REF.	CODES AND STANDARDS
	.35/.30	S	-	-	F1	F1	F1	a	a	X2CR2-13 -14 -15 -16	ASME III IEEE-323-74 -344-75
	.47/.43	S	-	-	F1	F1	F1	a	a	X2CR2-13 -14 -15 -16	ASME III IEEE-323-74 -344-75

5096s/8 - copy of 0571n

TI APERTURE CARD

Also Available On Aperture Card

8805240295 -251

MASTER
SEISMIC AND DYNAMIC QUALIFICATION SUMMA

DOCKET NO.: 50-424 & 50-425 UTILITY: GEORGIA P

PLANT NAME: VOGTLE ELECTRIC GENERATING PLANT

THE SUPPLIER IS: X A/E ___ NSSS FCR EQUI

	EQUIPMENT				LOCATION		LOADS	
TAG NO.	TYPE AND DESCRIPTION	MANUFACTURER AND MODEL NO.	QUALIFICATION REPORT NO.	QUANTITY	BUILDING AND ELEVATION	MOUNTING	SEISMIC	OTHER DYNAM
2LT0764 -65	LIQUID LEVEL ELECTRONIC TRANSMITTER	ITT BARTON 764/352	R3-764-20	2	CONTAINMENT 183' 192'	CF/ CW	X	N/A

5097s/5 - copy of 0571n

LISTING
Y AND STATUS OF SAFETY RELATED EQUIPMENT

OWER COMPANY A/E: BECHTEL NSSS: WESTINGHOUSE X5AD07

PAGE: 251 OF 283

MENT LISTED BELOW ____ OTHER SAFETY SYSTEM: RESIDUAL HEAT REMOVAL SYSTEM

CONSIDERED		QUALIFICATION METHOD			LOWEST NATURAL FREQUENCY			STATUS		RRS	
R IC	REQUIRED INPUT (ZPA) H/V	ANALYSIS	TEST FREQUENCY	TEST DIRECTION	F/B (Hz)	S/S (Hz)	V (Hz)	QUALIFICATION	INSTALLATION	FIGURE REF.	CODES AND STANDARDS
	.80/.90	-	MF	MD	F1	F1	F1	a	a	X2CR6-01 -02 -03 -04	IEEE-323-74 -344-75

5097s/6 - copy of 0571n

TI
APERTURE
CARD

Also Available On
Aperture Card

8805240295-252

MASTER

SEISMIC AND DYNAMIC QUALIFICATION SUMMA

PLANT NAME: VOGTLE ELECTRIC GENERATING PLANT DOCKET NO.: 50-424 & 50-425 UTILITY: GEORGIA

THE SUPPLIER IS: X A/E ___ NSSS FOR EQU

TAG NO.	EQUIPMENT: TYPE AND DESCRIPTION	EQUIPMENT: MANUFACTURER AND MODEL NO.	EQUIPMENT: QUALIFICATION REPORT NO.	EQUIPMENT: QUANTITY	LOCATION: BUILDING AND ELEVATION	LOCATION: MOUNTING	LOADS: SEISMIC	LOADS: OTH DYNA
2HV10957 -10958	3" 150# F. W. GATE V. W/HILLER AIR ACTU.	ANCHOR/DARLING E9001-53	R83.031, 30004-A, 46470-01	2	OUTSIDE 220'	LM	X	X
2HV10957 -58	HILLER ACTUATOR	HILLER 10SA-A068	ER-ST-500P	2	OUTSIDE 220'	EM	X	X
2HV10957 -58	SOLENOID VALVE	ASCO NP8320A185V	AQR-67368	2	OUTSIDE 220'	EM	X	X
2ZSC10957 2ZSC10958 2ZSO10957 2ZSO10958	LIMIT SWITCH	NAMCO EA-180-31302 -32302	QTR-105	4	OUTSIDE 220'	EM	X	X
2120404001	3"-150# GLOBE VALVE WITH HANDWHEEL	ANCHOR/DARLING E9001-37	R83.043	3	CONT. 400' AUX. 288' CONTROL 280' D/G 274' AUX. CWPH 241' F/H 288' NSCW TOWER 250'	LM	X	X

5098s/5 • copy of 0571n

LISTING
RY AND STATUS OF SAFETY RELATED EQUIPMENT

OWER COMPANY A/E: BECHTEL NSSS: WESTINGHOUSE X4AR01

PMENT LISTED BELOW ____ OTHER SAFETY SYSTEM: SAFETY INJECTION SYSTEM

CONSIDERED ER MIC	REQUIRED INPUT (ZPA) H/V	QUALIFICATION METHOD: ANALYSIS	QUALIFICATION METHOD: TEST FREQUENCY	QUALIFICATION METHOD: TEST DIRECTION	LOWEST NATURAL FREQUENCY: F/B (Hz)	LOWEST NATURAL FREQUENCY: S/S (Hz)	LOWEST NATURAL FREQUENCY: V (Hz)	STATUS: QUALIFICATION	STATUS: INSTALLATION	RRS: FIGURE REF.	CODES AND STANDARDS
	2.1/2.1	S	-	-	F3	F3	F1	a	a	RIM	ASME III IEEE-323-74 -344-75
	2.1/2.1	N/A	SF	SD	F1	F1	F1	a	a	RIM	IEEE-323-74 -344-75
	2.1/2.1	N/A	SF	SD	F1	F1	F1	a	a	RIM	IEEE-323-74 -344-75
	2.1/2.1	N/A	SF	SD	F1	F1	F1	a	a	RIM	IEEE-323-74 -344-75
	2.1/2.1	S	-	-	F1	F1	F1	a	a	RIM	ASME III IEEE-344-75

5098s/6 - copy of 0571n

TI APERTURE CARD

Also Available On Aperture Card

8805240295 -253

MASTER

SEISMIC AND DYNAMIC QUALIFICATION SUMMA

PLANT NAME: VOGTLE ELECTRIC GENERATING PLANT DOCKET NO.: 50-424 & 50-425 UTILITY: GEORGIA

THE SUPPLIER IS: X A/E ____ NSSS FOR EQU

	EQUIPMENT				LOCATION		LOADS	
TAG NO.	TYPE AND DESCRIPTION	MANUFACTURER AND MODEL NO.	QUALIFICATION REPORT NO.	QUANTITY	BUILDING AND ELEVATION	MOUNTING	SEISMIC	OTHER DYNA
21204U4262 -63	3" CHECK VALVE 150#	ANCHOR/DARLING E9001-42	R83.051	2	N/A	LM	X	N/

5098s/7 + copy of 0571n

LISTING
ARY AND STATUS OF SAFETY RELATED EQUIPMENT

POWER COMPANY A/E: BECHTEL NSSS: WESTINGHOUSE

PMENT LISTED BELOW ____ OTHER SAFETY SYSTEM: SAFETY INJECTION SYSTEM

CONSIDERED		QUALIFICATION METHOD			LOWEST NATURAL FREQUENCY			STATUS		RRS	
ER MIC	REQUIRED INPUT (ZPA) H/V	ANALYSIS	TEST FREQUENCY	TEST DIRECTION	F/B (Hz)	S/S (Hz)	V (Hz)	QUALIFICATION	INSTALLATION	FIGURE REF.	CODES AND STANDARDS
A	2.1/2.1	S	*	*	F1	F1	F1	B	B	RIM	ASME III

5098s/8 - copy of 0571n

TI
APERTURE
CARD

Also Available On
Aperture Card

8805240295 -29

MASTE

SEISMIC AND DYNAMIC QUALIFICATION SUMM

PLANT NAME: VOGTLE ELECTRIC GENERATING PLANT DOCKET NO.: 50-424 & 50-425 UTILITY: GEORGIA

THE SUPPLIER IS: X A/E ___ NSSS FOR EQU

	EQUIPMENT				LOCATION		LOADS	
TAG NO.	TYPE AND DESCRIPTION	MANUFACTURER AND MODEL NO.	QUALIFICATION REPORT NO.	QUANTITY	BUILDING AND ELEVATION	MOUNTING	SEISMIC	OTHER DYN
2HV10950 -51 -52 -53	SOLENOID VALVE 3/4 INCH., GLOBE, N. C. PILOT OPERATOR	VALCOR V526-6040-16	MR526-6040-16-1	4	CONTAINMENT 220'	CF	X	

5098s/9 - copy of 0571n

R LISTING
ARY AND STATUS OF SAFETY RELATED EQUIPMENT

POWER COMPANY A/E: BECHTEL NSSS: WESTINGHOUSE

IPMENT LISTED BELOW ____ OTHER SAFETY SYSTEM: SAFETY INJECTION SYSTEM

CONSIDERED		QUALIFICATION METHOD			LOWEST NATURAL FREQUENCY			STATUS		RRS	
HER AMIC	REQUIRED INPUT (ZPA) H/V	ANALYSIS	TEST FREQUENCY	TEST DIRECTION	F/B (HZ)	S/S (HZ)	V (HZ)	QUALIFICATION	INSTALLATION	FIGURE REF.	CODES AND STANDARDS
-	.32/.48	S	-	-	F1	F1	F1	a	a	X2CR1-09 -10 -11 -12	ASME III IEEE-323-74 -344-75

5098s/10 - copy of 0571n

TI
APERTURE
CARD

Also Available On
Aperture Card

8805240295 -255

MASTER
SEISMIC AND DYNAMIC QUALIFICATION SUMMA

PLANT NAME: VOGTLE ELECTRIC GENERATING PLANT DOCKET NO.: 50-424 & 50-425 UTILITY: GEORGIA

THE SUPPLIER IS: X A/E ___ NSSS FOR EQU

	EQUIPMENT				LOCATION		LOADS	
TAG NO.	TYPE AND DESCRIPTION	MANUFACTURER AND MODEL NO.	QUALIFICATION REPORT NO.	QUANTITY	BUILDING AND ELEVATION	MOUNTING	SEISMIC	OTH DYNA
2120U4022 -023 -024 -025 -139 -140 -141 -142	NEEDLE VALVES	DRAGON VALVES 15210N-15SW 15210N-23SW 15210N-31SW	84-094	8	FUEL HANDLING 200' (WORST COND)	LM	X	N/
2120U4116 -117 -118 -119	NEEDLE VALVES	DRAGON VALVES 15210N-15SW 15210N-23SW 15210N-31SW	84-094	8	FUEL HANDLING 200' (WORST COND)	LM	X	N/

5098s/11 - copy of 0571n

LISTING
RY AND STATUS OF SAFETY RELATED EQUIPMENT

POWER COMPANY A/E: BECHTEL NSSS: WESTINGHOUSE X5AG08

PAGE: 255 OF 283

PMENT LISTED BELOW ____ OTHER SAFETY SYSTEM: SAFETY INJECTION SYSTEM

ER MIC	CONSIDERED REQUIRED INPUT (ZPA) H/V	QUALIFICATION METHOD: ANALYSIS	QUALIFICATION METHOD: TEST FREQUENCY	QUALIFICATION METHOD: TEST DIRECTION	LOWEST NATURAL FREQUENCY: F/B (Hz)	LOWEST NATURAL FREQUENCY: S/S (Hz)	LOWEST NATURAL FREQUENCY: V (Hz)	STATUS: QUALIFICATION	STATUS: INSTALLATION	RRS: FIGURE REF.	CODES AND STANDARDS
A	4.5/4.5	S	N/A	N/A	F1	F1	F1	a	a	RIM	ASME III ANSI N45.2 1971 ANSI N45.2.2 1972
A	4.5/4.5	S	N/A	N/A	F1	F1	F1	a	a	RIM	ASME III ANSI N45.2 1971 ANSI N45.2.2 1972

5098s/12 - copy of 0571n

TI
APERTURE
CARD

Also Available On
Aperture Card

8805240295 -256

MASTER

SEISMIC AND DYNAMIC QUALIFICATION SUMMA

PLANT NAME: VOGTLE ELECTRIC GENERATING PLANT DOCKET NO.: 50-424 & 50-425 UTILITY: GEORGIA P

THE SUPPLIER IS: X A/E ____ NSSS FOR EQUI

	EQUIPMENT				LOCATION		LOADS	
TAG NO.	TYPE AND DESCRIPTION	MANUFACTURER AND MODEL NO.	QUALIFICATION REPORT NO.	QUANTITY	BUILDING AND ELEVATION	MOUNTING	SEISMIC	OTH DYNA
2HS10627	LOCAL CONTROL STATION	RELIANCE ELECTRIC	#AAI-163 SDRC #11427-4	1	AUXILIARY 195'	CW	X	N/
2HS10628	LOCAL CONTROL STATION	RELIANCE ELECTRIC	#AAI-163 SDRC #11427-4	1	FUEL HANDLING 200'	CW	X	N/

5099s/5 - copy of 0571n

LISTING
RY AND STATUS OF SAFETY RELATED EQUIPMENT

OWER COMPANY A/E: BECHTEL NSSS: WESTINGHOUSE

PMENT LISTED BELOW ____ OTHER SAFETY SYSTEM: SPENT FUEL COOLING AND PURIFICATION SYSTEM

CONSIDERED		QUALIFICATION METHOD			LOWEST NATURAL FREQUENCY			STATUS		RRS	
ER MIC	REQUIRED INPUT (ZPA) H/V	ANALYSIS	TEST FREQUENCY	TEST DIRECTION	F/B (Hz)	S/S (Hz)	V (Hz)	QUALIFICATION	INSTALLATION	FIGURE REF.	CODES AND STANDARDS
A	.40/.32	S	-	-	F1	F1	F1	a	a	X2CR2-17 -18 -19 -20	IEEE-323-74 -344-75
A	.47/.43	S	-	-	F1	F1	F1	a	a	X2CR2-13 -14 -15 -16	IEEE-323-74 -344-75

5099s/6 - copy of 0571n

TI
APERTURE
CARD

Also Available On
Aperture Card

MASTE

SEISMIC AND DYNAMIC QUALIFICATION SUMM

PLANT NAME: VOGTLE ELECTRIC GENERATING PLANT DOCKET NO.: 50-424 & 50-425 UTILITY: GEORGIA

THE SUPPLIER IS: X A/E ____ NSSS FOR EQU

	EQUIPMENT				LOCATION		LOADS	
TAG NO.	TYPE AND DESCRIPTION	MANUFACTURER AND MODEL NO.	QUALIFICATION REPORT NO.	QUANTITY	BUILDING AND ELEVATION	MOUNTING	SEISMIC	OTHER DYN
21821U3001 -2	SAFETY FEATURES SEQUENCER BOARDS	CONSOLIDATED CONTROLS CORP. 9N57	ER7053	2	CONTROL 200'	CF	X	N

5100s/5 - copy of 0571n

R LISTING
ARY AND STATUS OF SAFETY RELATED EQUIPMENT

POWER COMPANY A/E: BECHTEL NSSS: WESTINGHOUSE X3AE03
PAGE: 257 OF 283

PMENT LISTED BELOW ___ OTHER SAFETY SYSTEM: STANDBY POWER SYSTEM

CONSIDERED		QUALIFICATION METHOD			LOWEST NATURAL FREQUENCY			STATUS		RRS	
HER DMIC	REQUIRED INPUT (ZPA) H/V	ANALYSIS	TEST FREQUENCY	TEST DIRECTION	F/B (Hz)	S/S (Hz)	V (Hz)	QUALIFICATION	INSTALLATION	FIGURE REF.	CODES AND STANDARDS
YA	.36/.40	N/A	MF	MD	F3	F3	F1	a	a	X2CR3-05 -06 -07 -08	IEEE-650-79

5100s/6 - copy of 0571n

TI
APERTURE
CARD

Also Available On
Aperture Card

8805240295 -258

MASTE

SEISMIC AND DYNAMIC QUALIFICATION SUMM

PLANT NAME: VOGTLE ELECTRIC GENERATING PLANT DOCKET NO.: 50-424 & 50-425 UTILITY: GEORGIA

THE SUPPLIER IS: X A/E ___ NSSS FOR EQU

TAG NO.	EQUIPMENT				LOCATION		LOADS	
	TYPE AND DESCRIPTION	MANUFACTURER AND MODEL NO.	QUALIFICATION REPORT NO.	QUANTITY	BUILDING AND ELEVATION	MOUNTING	SEISMIC	OTHER DYN
21407P5SG5	STEAM GENERATOR BLOWDOWN ISOLATION RACK	RELIANCE	WYLE NO. 46684-1	1	AUXILIARY 170' 6"	CF-W	X	N

5101s/5 - copy of 0571n

R LISTING
ARY AND STATUS OF SAFETY RELATED EQUIPMENT

POWER COMPANY A/E: BECHTEL NSSS: WESTINGHOUSE X5AB01

PAGE: 258 OF 283

PRENT LISTED BELOW ____ OTHER SAFETY SYSTEM: STEAM GENERATOR BLOWDOWN SYSTEM

CONSIDERED	QUALIFICATION METHOD			LOWEST NATURAL FREQUENCY			STATUS		RRS	
HER DYNAMIC	REQUIRED INPUT (ZPA) H/V	ANALYSIS	TENCY	TEST DIRECTION	F/B (Hz)	S/S (Hz)	V (Hz)	QUALIFICATION	INSTALLATION	FIGURE REF.	CODES AND STANDARDS
N/A	.38/.42	-	AF	MD	F1	F1	F1	D	D	X2CR3-09 -10 -11 -12	IEEE-323-74 -344-75

5101s/6 - copy of 0571n

TI
APERTURE
CARD

Also Available On
Aperture Card

8805240295 -259

MASTER
SEISMIC AND DYNAMIC QUALIFICATION SUMMAR

PLANT NAME: VOGTLE ELECTRIC GENERATING PLANT DOCKET NO.: 50-424 & 50-425 UTILITY: GEORGIA PO

THE SUPPLIER IS: X A/E ____ NSSS FOR EQUI

	EQUIPMENT				LOCATION		LOADS C	
TAG NO.	TYPE AND DESCRIPTION	MANUFACTURER AND MODEL NO.	QUALIFICATION REPORT NO.	QUANTITY	BUILDING AND ELEVATION	MOUNT-ING	SEIS-MIC	OTHE DYNAM
2TE15212A -B -C -D	RTD'S	PYCO INC. 122-7026	557-1347A	7	AUXILIARY 180'	CW	X	N/A
2TE15216A -B -C -D	RTD'S	PYCO INC. 122-7026	557-1347A	7	AUXILIARY 180'	CW	X	N/A

5101s/7 - copy of 0571n

LISTING
Y AND STATUS OF SAFETY RELATED EQUIPMENT

WER COMPANY A/E: BECHTEL NSSS: WESTINGHOUSE

MENT LISTED BELOW ____ OTHER SAFETY SYSTEM: STEAM GENERATOR BLOWDOWN SYSTEM

ONSIDERED	QUALIFICATION METHOD			LOWEST NATURAL FREQUENCY			STATUS		RRS	
R IC REQUIRED INPUT (ZPA) H/V	ANALYSIS	TEST FREQUENCY	TEST DIRECTION	F/B (Hz)	S/S (Hz)	V (Hz)	QUALIFICATION	INSTALLATION	FIGURE REF.	CODES AND STANDARDS
.88/.90	-	MF	MD	F1	F1	F1	a	a	X2CR6-01 -02 -03 -04	IEEE-323-74 -344-75
.88/.90	-	MF	MD	F1	F1	F1	a	a	X2CR6-01 -02 -03 -04	IEEE-323-74 -344-75

5101s/8 - copy of 0571n

TI
APERTURE
CARD

Also Available On
Aperture Card

8805240295 -260

MASTER

SEISMIC AND DYNAMIC QUALIFICATION SUMMAR

PLANT NAME: VOGTLE ELECTRIC GENERATING PLANT

DOCKET NO.: 50-424 & 50-425

UTILITY: GEORGIA PO

THE SUPPLIER IS: X A/E ____ NSSS

FOR EQUIP

	EQUIPMENT				LOCATION		LOADS C	
TAG NO.	TYPE AND DESCRIPTION	MANUFACTURER AND MODEL NO.	QUALIFICATION REPORT NO.	QUANTITY	BUILDING AND ELEVATION	MOUNTING	SEISMIC	OTHE DYNAM
2HV9451 -52 -53 -54	SOLENOID VALVE 1/2 INCH., GLOBE, N. C. DIRECT OPERATOR	VALCOR V526-5295-1	MR526-5295- 1-1	4	AUXILIARY 170' 6"	CF	X	-
2HV9553A -B -9554A -B -9555A -B -9556A -B	SOLENOID VALVE 1/2 INCH, GLOBE, N. C. DIRECT OPERATOR	VALCOR V526-5295-96	MR526-5295- 1-1	8	CONTAINMENT BLDG 220'	CF	X	-

5102s/5 - copy of 0571n

LISTING
Y AND STATUS OF SAFETY RELATED EQUIPMENT

WER COMPANY A/E: BECHTEL NSSS: WESTINGHOUSE

MENT LISTED BELOW ____ OTHER SAFETY SYSTEM: TURBINE PLANT SAMPLING SYSTEM

ONSIDERED	QUALIFICATION METHOD			LOWEST NATURAL FREQUENCY			STATUS		RRS	
REQUIRED INPUT (ZPA) H/V	ANALYSIS	TEST FREQUENCY	TEST DIRECTION	F/B (Hz)	S/S (Hz)	V (Hz)	QUALIFICATION	INSTALLATION	FIGURE REF.	CODES AND STANDARDS
.35/.30	S	-	-	F1	F1	F1	a	a	X2CR2-13 -14 -15 -16	ASME III IEEE-323-74 -344-75
.32/.48	S	-	-	F1	F1	F1	a	a	X2CR1-09 -10 -11 -12	ASME III IEEE-323-74 -344-75

5102s/6 - copy of 0571n

TI
APERTURE
CARD

Also Available On
Aperture Card

8805240295-261

MASTER
SEISMIC AND DYNAMIC QUALIFICATION SUMMAR

PLANT NAME: VOGTLE ELECTRIC GENERATING PLANT DOCKET NO.: 50-424 & 50-425 UTILITY: GEORGIA PO

THE SUPPLIER IS: X A/E ____ NSSS FOR EQUI

	EQUIPMENT				LOCATION		LOADS C	
TAG NO.	TYPE AND DESCRIPTION	MANUFACTURER AND MODEL NO.	QUALIFICATION REPORT NO.	QUANTITY	BUILDING AND ELEVATION	MOUNTING	SEISMIC	OTHE DYNAM
2PT3010 -20	PRESSURE & DIFFERENTIAL PRESSURE TRANSMITTER	ROSEMOUNT MODEL 1153 SERIES B	108025, 108026	2	CONTROL 200'	RM & CW	X	N/A
2PT3030	PRESSURE & DIFFERENTIAL PRESSURE TRANSMITTER	ROSEMOUNT MODEL 1153 SERIES B	108025, 108026	1	AUXILIARY 220'	RM & CW	X	N/A
2PT6161 -62 -63	PRESSURE & DIFFERENTIAL PRESSURE TRANSMITTER	ROSEMOUNT MODEL 1153 SERIES B	108025, 108026	3	TURBINE	RM & CW	X	N/A
2TDC-4170 -4193	PRESSURE & DIFFERENTIAL PRESSURE TRANSMITTER	ROSEMOUNT MODEL 1153 SERIES B	108025, 108026	2	CB 260'	RM & CW	X	N/A

ONSIDERED	QUALIFICATION METHOD			LOWEST NATURAL FREQUENCY			STATUS		RRS	
REQUIRED INPUT (ZPA) H/V	ANALYSIS	TEST FREQUENCY	TEST DIRECTION	F/B (Hz)	S/S (Hz)	V (Hz)	QUALIFICATION	INSTALLATION	FIGURE REF.	CODES AND STANDARDS
.80/.90	-	MF	MD	F1	F1	F1	a	a	X2CR6-01 -02 -03 -04	IEEE-323-74 -344-75
.80/.90	-	MF	MD	F1	F1	F1	a	a	X2CR6-01 -02 -03 -04	IEEE-323-74 -344-75
.80/.90	-	MF	MD	F1	F1	F1	a	a	TURBINE BLDG	IEEE-323-74 -344-75
.80/.90	-	MF	MD	F1	F1	F1	a	a	X2CR6-01 -02 -03 -04	IEEE-323-74 -344-75

TI
APERTURE
CARD

Also Available On
Aperture Card

8805240295 -262

MASTER
SEISMIC AND DYNAMIC QUALIFICATION SUMMA

PLANT NAME: VOGTLE ELECTRIC GENERATING PLANT DOCKET NO.: 50-424 & 50-425 UTILITY: GEORGIA P

THE SUPPLIER IS: X A/E ____ NSSS FOR EQUI

	EQUIPMENT				LOCATION		LOADS	
TAG NO.	TYPE AND DESCRIPTION	MANUFACTURER AND MODEL NO.	QUALIFICATION REPORT NO.	QUANTITY	BUILDING AND ELEVATION	MOUNTING	SEISMIC	OTHE DYNA
LOT	HVAC MANUAL BALANCING DAMPERS	PULLMAN	BECHTEL LOG # X4AJ01-5032	BULK	CONTAINMENT CONTROL AUXILIARY	LM	X	N/A
LOT	STEEL SUPPLY REGISTER	PULLMAN 880V-NUC-OBD-HD	BECHTEL LOG # X4AJ01-5033	BULK	CONTAINMENT CONTROL AUXILIARY	LM	X	N/A
LOT	STEEL RETURN REGISTER	PULLMAN 80H-NUC-OBD-HD	BECHTEL LOG # X4AJ01-5033	BULK	CONTAINMENT CONTROL AUXILIARY	LM	X	N/A
LOT	STEEL HEAVY DUTY OPPOSED BLADE DAMPER	PULLMAN OBD-HD	BECHTEL LOG # X4AJ01-5033	BULK	CONTAINMENT CONTROL AUXILIARY	LM	X	N/A

5104s/5 - copy of 0571n

LISTING
RY AND STATUS OF SAFETY RELATED EQUIPMENT

OWER COMPANY A/E: BECHTEL NSSS: WESTINGHOUSE

X4AJ01
PAGE: 262 OF 283

PMENT LISTED BELOW ____ OTHER SAFETY SYSTEM: VARIOUS ESF HVAC SYSTEMS

CONSIDERED ER MIC	REQUIRED INPUT (ZPA) H/V	QUALIFICATION METHOD: ANALYSIS	TEST FREQUENCY	TEST DIRECTION	LOWEST NATURAL FREQUENCY: F/B (Hz)	S/S (Hz)	V (Hz)	STATUS: QUALIFICATION	INSTALLATION	RRS: FIGURE REF.	CODES AND STANDARDS
A	4.5/4.5	S	N/A	N/A	F1	F1	F1	a	N/A	RIM	IEEE 344-75
A	4.5/4.5	S	N/A	N/A	F1	F1	F1	a	N/A	RIM	IEEE-344-75
	4.5/4.5	S	N/A	N/A	F1	F1	F1	a	N/A	RIM	IEEE-344-75
	4.5/4.5	S	N/A	N/A	F1	F1	F1	a	N/A	RIM	IEEE-344-75

5104s/6 - copy of 0571n

TI
APERTURE
CARD

Also Available On
Aperture Card

8805240295-263

MASTER
SEISMIC AND DYNAMIC QUALIFICATION SUMMA

PLANT NAME: VOGTLE ELECTRIC GENERATING PLANT DOCKET NO.: 50-424 & 50-425 UTILITY: GEORGIA P

THE SUPPLIER IS: _X_ A/E ___ NSSS FOR EQUI

TAG NO.	EQUIPMENT: TYPE AND DESCRIPTION	EQUIPMENT: MANUFACTURER AND MODEL NO.	EQUIPMENT: QUALIFICATION REPORT NO.	EQUIPMENT: QUANTITY	LOCATION: BUILDING AND ELEVATION	LOCATION: MOUNTING	LOADS: SEIS-MIC	LOADS: OTH DYNA
LOT	4"-150# GLOBE VALVES WITH HANDWHEEL	ANCHOR/DARLING E9001-20	R83.044	LOT	CONT. 400' AUX. 288' CONTROL 280' D/G 274' AUX. FWPH 241' F/H 288' NSCW TOWER 250'	LM	X	X
LOT	6"-150# GLOBE VALVES	ANCHOR/DARLING E9001-91	R83.045	LOT	CONT. 400' AUX. 288' CONTROL 280' D/G 274' AUX. FWPH 241' F/H 288' NSCW TOWER 250'	LM	X	X
LOT	3"-900# GLOBE VALVES W/HANDWHEEL	ANCHOR/DARLING E9001-76	R83.046	LOT	CONT. 400' AUX. 288' CONTROL 280' D/G 274' AUX. FWPH 241' F/H 288' NSCW TOWER 250'	LM	X	X
LOT	4"-900# GLOBE VALVES W/HANDWHEEL	ANCHOR/DARLING E9001-25	R83.047	LOT	CONT. 400' AUX. 288' CONTROL 280' D/G 274' AUX. FWPH 241' F/H 288' NSCW TOWER 250'	LM	X	X

LISTING
RY AND STATUS OF SAFETY RELATED EQUIPMENT

OWER COMPANY A/E: BECHTEL NSSS: WESTINGHOUSE

PMENT LISTED BELOW ____ OTHER SAFETY SYSTEM: VARIOUS SYSTEMS

CONSIDERED ER MIC	REQUIRED INPUT (ZPA) H/V	QUALIFICATION METHOD: ANALYSIS	QUALIFICATION METHOD: TEST FREQUENCY	QUALIFICATION METHOD: TEST DIRECTION	LOWEST NATURAL FREQUENCY: F/B (Hz)	LOWEST NATURAL FREQUENCY: S/S (Hz)	LOWEST NATURAL FREQUENCY: V (Hz)	STATUS: QUALIFICATION	STATUS: INSTALLATION	RRS: FIGURE REF.	CODES AND STANDARDS
	2.1/2.1	S	-	-	F1	F1	F1	a	N/A	RIM	ASME III IEEE-344-75
	2.1/2.1	S	-	-	F1	F1	F1	a	N/A	RIM	ASME III IEEE-344-75
	2.1/2.1	S	-	-	F1	F1	F1	a	N/A	RIM	ASME III IEEE-344-75
	2.1/2.1	S	-	-	F1	F1	F1	a	N/A	RIM	ASME III IEEE-344-75

5105s/6 - copy of 0571n

TI
APERTURE
CARD

Also Available On
Aperture Card

8805240295 -264

MASTER L
SEISMIC AND DYNAMIC QUALIFICATION SUMMARY

PLANT NAME: VOGTLE ELECTRIC GENERATING PLANT DOCKET NO.: 50-424 & 50-425 UTILITY: GEORGIA POW

THE SUPPLIER IS: X A/E ____ NSSS FOR EQUIPM

	EQUIPMENT				LOCATION		LOADS CO	
TAG NO.	TYPE AND DESCRIPTION	MANUFACTURER AND MODEL NO.	QUALIFICATION REPORT NO.	QUANTITY	BUILDING AND ELEVATION	MOUNT-ING	SEIS-MIC	OTHER DYNAMI
LOT	3/4", 1", 2", 3", 4" WEIR TYPE DIAPHRAGM VALVES	ROCKWELL FIG. 97	DR-94714	256	AUXILIARY	LM	X	-
LOT	3/4", 1", 2" DIAPHRAGM VALVES (GAMMA SEAL TYPE)	ROCKWELL FIG. 79	DR-94714	256	AUXILIARY	LM	X	-

5105s/7 - copy of 0571n

ISTING
AND STATUS OF SAFETY RELATED EQUIPMENT

ER COMPANY A/E: BECHTEL NSSS: WESTINGHOUSE X4AR04
PAGE: 264 OF 283

ENT LISTED BELOW ___ OTHER SAFETY SYSTEM: VARIOUS SYSTEMS

NSIDERED	QUALIFICATION METHOD			LOWEST NATURAL FREQUENCY			STATUS		RRS	
C REQUIRED INPUT (ZPA) H/V	ANALYSIS	TEST FREQUENCY	TEST DIRECTION	F/B (Hz)	S/S (Hz)	V (Hz)	QUALIFICATION	INSTALLATION	FIGURE REF.	CODES AND STANDARDS
4.5/4.5	S	N/A	N/A	F1	F1	F1	a	N/A	RIM	ASME
4.5/4.5	S	N/A	N/A	F1	F1	F1	a	N/A	RIM	ASME

5105s/8 - copy of 0571n

TI
APERTURE
CARD

Also Available On
Aperture Card

MASTER
SEISMIC AND DYNAMIC QUALIFICATION SUMMARY

PLANT NAME: VOGTLE ELECTRIC GENERATING PLANT DOCKET NO.: 50-424 & 50-425 UTILITY: GEORGIA PO

THE SUPPLIER IS: X A/E ____ NSSS FOR EQUIP

	EQUIPMENT				LOCATION		LOADS C	
TAG NO.	TYPE AND DESCRIPTION	MANUFACTURER AND MODEL NO.	QUALIFICATION REPORT NO.	QUANTITY	BUILDING AND ELEVATION	MOUNTING	SEISMIC	OTHE DYNAM
LOT	INSTRUMENT SHUTOFF AND MANIFOLD VALVES	DRAGON VALVES 135906SE7 135916SE 135876SE 135866SE7	80-052A	125	CONTROL 260' (WORST COND)	RIGID CLAMP TO BUILDING	X	N/A
LOT	INSTRUMENT VALVE (GLOBE)	DRAGON VALVES 13586-7	83-058A	500	CONTAINMENT 258' (WORST COND)	RIGID CLAMP TO BUILDING	X	N/A
LOT	DIAPHRAGM GLOBE VALVE	DRAGON VALVES 15490-7	84-017	500	CONTAINMENT 258' (WORST COND)	RIGID CLAMP TO BUILDING	X	N/A

5105s/9 - copy of 0571n

ISTING
AND STATUS OF SAFETY RELATED EQUIPMENT

ER COMPANY A/E: BECHTEL NSSS: WESTINGHOUSE X5AG08

ENT LISTED BELOW ____ OTHER SAFETY SYSTEM: VARIOUS SYSTEMS

NSIDERED REQUIRED INPUT (ZPA) H/V	QUALIFICATION METHOD: ANALYSIS	QUALIFICATION METHOD: TEST FREQUENCY	QUALIFICATION METHOD: TEST DIRECTION	LOWEST NATURAL FREQUENCY: F/B (Hz)	LOWEST NATURAL FREQUENCY: S/S (Hz)	LOWEST NATURAL FREQUENCY: V (Hz)	STATUS: QUALIFICATION	STATUS: INSTALLATION	RRS: FIGURE REF.	CODES AND STANDARDS
.80/.90	S	N/A	N/A	F1	F1	F1	a	N/A	X2CR6-01 -02 -03 -04	ASME III ANSI N45.2 1975 ANSI N45.2.2 1972
.80/.90	S	N/A	N/A	F1	F1	F1	a	N/A	X2CR6-01 -02 -03 -04	ASME III ANSI N45.2 1971 ANSI N45.2.2 1972
.80/.90	S	N/A	N/A	F1	F1	F1	a	N/A	X2CR6-01 -02 -03 -04	ASME III ANSI N45.2 1971 ANSI N45.2.2 1972

5105s/10 - copy of 0571n

TI
APERTURE
CARD

Also Available On
Aperture Card

8805240295 -266

MASTER

SEISMIC AND DYNAMIC QUALIFICATION SUMMAR

DOCKET NO.: 50-424 & 50-425 UTILITY: GEORGIA PO

PLANT NAME: VOGTLE ELECTRIC GENERATING PLANT

THE SUPPLIER IS: X A/E ____ NSSS FOR EQUIP

	EQUIPMENT				LOCATION		LOADS C	
TAG NO.	TYPE AND DESCRIPTION	MANUFACTURER AND MODEL NO.	QUALIFICATION REPORT NO.	QUANTITY	BUILDING AND ELEVATION	MOUNT-ING	SEIS-MIC	OTHE DYNAM
LOT	SUPPLY AIR REGISTERS (STAINLESS STEEL)	PULLMAN/KRUEGER 880V-NUC-OBD-HD	BECHTEL LOG NO. X4AJ01-13287	BULK	CONTAINMENT CONTROL AUXILIARY FUEL BLDG DIESEL GEN. BLDG. FEED PUMP RM EL. VARIOUS	LM	X	N/A
LOT	RETURN AIR REGISTERS (STAINLESS STEEL)	PULLMAN/KRUEGER 80H-NUC-OBD-HD	BECHTEL LOG NO. X4AJ01-13287	BULK	CONTAINMENT CONTROL AUXILIARY FUEL BLDG DIESEL GEN. BLDG. FEED PUMP RM EL. VARIOUS	LM	X	N/A
LOT	OPPOSED BLADE DAMPERS FOR REGISTERS (STAINLESS STEEL)	PULLMAN/KRUEGER OBD-HD	BECHTEL LOG NO. X4AJ01-13287	BULK	CONTAINMENT CONTROL AUXILIARY FUEL BLDG DIESEL GEN. BLDG. FEED PUMP RM EL. VARIOUS	LM	X	N/A
LOT	DIFFUSERS (STEEL	PULLMAN/KRUEGER SH-OBD-FR22	BECHTEL LOG NO. X4AJ01-13288	BULK	CONTROL RM DIESEL GEN. BLDG. EL. VARIOUS	LM	X	N/A

5105s/11 - copy of 0571n

LISTING
Y AND STATUS OF SAFETY RELATED EQUIPMENT

WER COMPANY A/E: BECHTEL NSSS: WESTINGHOUSE X4AJ01
PAGE: 266 OF 283

MENT LISTED BELOW ____ OTHER SAFETY SYSTEM: VARIOUS SYSTEMS

ONSIDERED	QUALIFICATION METHOD			LOWEST NATURAL FREQUENCY			STATUS		RFS	
REQUIRED INPUT (ZPA) H/V	ANALYSIS	TEST FREQUENCY	TEST DIRECTION	F/B (Hz)	S/S (Hz)	V (Hz)	QUALIFICATION	INSTALLATION	FIGURE REF.	CODES AND STANDARDS
4.5/4.5	S	N/A	N/A	33	33	33	a	N/A	RIM	AISC AISI
4.5/4.5	S	N/A	N/A	33	33	33	a	N/A	RIM	AISC AISI
4.5/4.5	S	N/A	N/A	33	33	33	a	N/A	RIM	AISC AISI
4.5/4.5	S	N/A	N/A	33	33	33	a	N/A	RIM	AISC AISI

5105s/12 - copy of 0571n

TI
APERTURE
CARD

Also Available On
Aperture Card

8805240295 -267

MASTER
SEISMIC AND DYNAMIC QUALIFICATION SUMMA

PLANT NAME: VOGTLE ELECTRIC GENERATING PLANT DOCKET NO.: 50-424 & 50-425 UTILITY: GEORGIA P

THE SUPPLIER IS: X A/E ___ NSSS FOR EQUI

TAG NO.	EQUIPMENT: TYPE AND DESCRIPTION	EQUIPMENT: MANUFACTURER AND MODEL NO.	EQUIPMENT: QUALIFICATION REPORT NO.	EQUIPMENT: QUANTITY	LOCATION: BUILDING AND ELEVATION	LOCATION: MOUNTING	LOADS: SEISMIC	LOADS: OTH DYNA
21500V7001CBA 2CBB	LOCAL CONTROL [illegible]NG HVAC PANEL	JOHNSON CONTROLS INC. VCBA & VCBB	TECHNICAL REPORT #1082 FHI #30023	2	CONTROL 220'	CF	X	N/
A7412510 -11 -12 -13	INDUSTRIAL RELAY (MONITOR RELAY)	GENERAL ELECTRIC COMPANY CR120B01122-NUC	NTS REPORT # 557-1347D	4	CONTROL 220'	CM	X	N/
27412614 -616 -560 -561 -562 -563	INDUSTRIAL RELAY (MONITOR RELAY)	GENERAL ELECTRIC COMPANY CR120B01122-NUC	NTS REPORT # 557-1347D	6	CONTROL 220'	CM	X	N/
2742550 -51	INDUSTRIAL RELAY (MONITOR RELAY)	GENERAL ELECTRIC COMPANY CR120B01122-NUC	NTS REPORT # 557-1347D	2	CONTROL 220'	CM	X	N/
2-UG-40150A -B 2-UG-40151A -B	POWER SUPPLY, REGULATED OUTPUT	WESTINGHOUSE ELECTRIC CO. 75PS3101	JCI REPORT # QTR-1024	4	CONTROL 220'	CM	X	N/

5105s/13 - copy of 0571n

LISTING
RY AND STATUS OF SAFETY RELATED EQUIPMENT

OWER COMPANY A/E: BECHTEL NSSS: WESTINGHOUSE

PMENT LISTED BELOW ___ OTHER SAFETY SYSTEM: VARIOUS SYSTEMS

ER MIC	CONSIDERED REQUIRED INPUT (ZPA) H/V	QUALIFICATION METHOD: ANALYSIS	QUALIFICATION METHOD: TEST FREQUENCY	QUALIFICATION METHOD: TEST DIRECTION	LOWEST NATURAL FREQUENCY: F/B (Hz)	LOWEST NATURAL FREQUENCY: S/S (Hz)	LOWEST NATURAL FREQUENCY: V (Hz)	STATUS: QUALIFICATION	STATUS: INSTALLATION	RRS: FIGURE REF.	CODES AND STANDARDS
A	.38/.42	S	-	-	F1	F1	F1	a	a	X2CR3-09 -10 -11 -12	IEEE-323-74 -344-75
A	.38/.42	-	MF	MD	F1	F3	F1	a	b	X2CR3-09 -10 -11 -12	IEEE-323-74 -344-75
A	.38/.42	-	MF	MD	F1	F3	F1	a	b	X2CR3-09 -10 -11 -12	IEEE-323-74 -344-75
A	.38/.42	-	MF	MD	F1	F3	F1	a	b	X2CR3-09 -10 -11 -12	IEEE-323-74 -344-75
A	.38/.42	-	MF	MD	F1	F1	F1	a	b	X2CR3-09 -10 -11 -12	IEEE-323-74 -344-75

5105s/14 - copy of 0571n

TI
APERTURE
CARD

Also Available On
Aperture Card

8805240295 - 268

MASTER
SEISMIC AND DYNAMIC QUALIFICATION SUMMAR

PLANT NAME: VOGTLE ELECTRIC GENERATING PLANT DOCKET NO.: 50-424 & 50-425 UTILITY: GEORGIA PO

THE SUPPLIER IS: X A/E ____ NSSS FOR EQUIP

	EQUIPMENT				LOCATION		LOADS C	
TAG NO.	TYPE AND DESCRIPTION	MANUFACTURER AND MODEL NO.	QUALIFICATION REPORT NO.	QUANTITY	BUILDING AND ELEVATION	MOUNT-ING	SEIS-MIC	OTHE DYNAM
A-12482Y -81Y -80Y -79Y	ROTARY RELAY	POTTER & BRUMFIELD MDR 137-8	CCL REPORT A-485-82	4	CONTROL 220'	CM	X	N/A
2-12604 -05 -06 -07	ROTARY RELAY	POTTER & BRUMFIELD MDR 137-8	CCL REPORT A-485-82	4	CONTROL 220'	CM	X	N/A
A-62-12482 -481 -479 -480	TIME DELAY RELAY	AGASTAT E7022PD002	AMERACE CO. #ES-1000	4	CONTROL 220'	CM	X	N/A
2-62-12605 -607 -604 -606	TIME DELAY RELAY	AGASTAT E7022PD002	AMERACE CO. #ES-1000	4	CONTROL 220'	CM	X	N/A
2-62-12119 -118 -563 -562	TIME DELAY RELAY	AGASTAT E7014AC002	AMERACE CO. #ES-1000	4	CONTROL 220'	CM	X	N/A

5105s/15 - copy of 0571n

LISTING
Y AND STATUS OF SAFETY RELATED EQUIPMENT

WER COMPANY A/E: BECHTEL NSSS: WESTINGHOUSE X4AJ20

MENT LISTED BELOW ____ OTHER SAFETY SYSTEM: VARIOUS SYSTEMS

ONSIDERED	QUALIFICATION METHOD			LOWEST NATURAL FREQUENCY			STATUS		RRS	
REQUIRED INPUT (ZPA) H/V	ANALYSIS	TEST FREQUENCY	TEST DIRECTION	F/B (Hz)	S/S (Hz)	V (Hz)	QUALIFICATION	INSTALLATION	FIGURE REF.	CODES AND STANDARDS
.38/.42	-	MF	MD	F1	F1	F1	a	b	X2CR3-09 -10 -11 -12	IEEE-323-74 -344-75
.38/.42	-	MF	MD	F1	F1	F1	a	b	X2CR3-09 -10 -11 -12	IEEE-323-74 -344-75
.38/.42	-	MF	MD	N/D	N/D	N/D	a	b	X2CR3-09 -10 -11 -12	IEEE-323-74 -344-75
.38/.42	-	MF	MD	N/D	N/D	N/D	a	b	X2CR3-09 -10 -11 -12	IEEE-323-74 -344-75
.38/.42	-	MF	MD	N/D	N/D	N/D	a	b	X2CR3-09 -10 -11 -12	IEEE-323-74 -344-75

5105s/16 - copy of 0571n

TI
APERTURE
CARD

Also Available On
Aperture Card

8805240295 -269

MASTER
SEISMIC AND DYNAMIC QUALIFICATION SUMMAR

PLANT NAME, VOGTLE ELECTRIC GENERATING PLANT DOCKET NO.: 50-424 & 50-425 UTILITY: GEORGIA PO

THE SUPPLIER IS: X A/E ____ NSSS FOR EQUI

	EQUIPMENT				LOCATION		LOADS C	
TAG NO.	TYPE AND DESCRIPTION	MANUFACTURER AND MODEL NO.	QUALIFICATION REPORT NO.	QUANTITY	BUILDING AND ELEVATION	MOUNT-ING	SEIS-MIC	OTHE DYNA
N/A	BUCHANAN TERMINAL & FUSE BLOCKS	CONTROL PRODUCTS DIV., AMERACE CO. NQ 0511 NQ 0361	CONTROL PRODUCTS NO. CTP-NQ-51171	LOT	CONTROL 220'	CM	X	-

5105s/17 - copy of 0571n

LISTING
Y AND STATUS OF SAFETY RELATED EQUIPMENT

WER COMPANY A/E: BECHTEL NSSS: WESTINGHOUSE X4AJ20
PAGE: 269 OF 283

MENT LISTED BELOW ____ OTHER SAFETY SYSTEM: VARIOUS SYSTEMS

ONSIDERED	QUALIFICATION METHOD			LOWEST NATURAL FREQUENCY			STATUS		RRS	
REQUIRED INPUT (ZPA) H/V	ANALYSIS	TEST FREQUENCY	TEST DIRECTION	F/B (Hz)	S/S (Hz)	V (Hz)	QUALIFICATION	INSTALLATION	FIGURE REF.	CODES AND STANDARDS
.38/.42	-	MF	MD	N/D	N/D	N/D	a	N/A	X2CR3-09 -10 -11 -12	IEEE-323-74 -344-75

5105s/18 - copy of 0571n

TI
APERTURE
CARD

Also Available On
Aperture Card

8805240295-270

MASTER
SEISMIC AND DYNAMIC QUALIFICATION SUMMA

PLANT NAME: VOGTLE ELECTRIC GENERATING PLANT DOCKET NO.: 50-424 & 50-425 UTILITY: GEORGIA P

THE SUPPLIER IS: X A/E ___ NSSS FOR EQUI

	EQUIPMENT				LOCATION		LOADIS	
TAG NO.	TYPE AND DESCRIPTION	MANUFACTURER AND MODEL NO.	QUALIFICATION REPORT NO.	QUANTITY	BUILDING AND ELEVATION	MOUNT-ING	SEIS-MIC	OTH DYNA
LOT	GATE VALVE	DRESSER IND. FIG 950W	SR-187	LOT	N/A	LM	X	N/
LOT	GLOBE VALVE	DRESSER IND. FIG 3050W (Y-TYPE) FIG 7150W FIG 5500W	SR-187	LOT	N/A	LM	X	N/
LOT	CHECK VALVE	DRESSER IND. FIG 7440W FIG 5380W	SR-187	LOT	N/A	LM	X	N/

5106s/5 - copy of 0571n

LISTING
Y AND STATUS OF SAFETY RELATED EQUIPMENT

WER COMPANY A/E: BECHTEL NSSS: WESTINGHOUSE

MENT LISTED BELOW ___ OTHER SAFETY SYSTEM: VARIOUS SYSTEMS (INACTIVE VALVES)

ONSIDERED	QUALIFICATION METHOD			LOWEST NATURAL FREQUENCY			STATUS		RRS	
R IC REQUIRED INPUT (ZPA) H/V	ANALYSIS	TEST FREQUENCY	TEST DIRECTION	F/B (Hz)	S/S (Hz)	V (Hz)	QUALIFICATION	INSTALLATION	FIGURE REF.	CODES AND STANDARDS
4.5/4.5	S	N/A	N/A	F1	F1	F1	a	z	ATTACH. 1 OF SEC. E	ASME III IEEE 334-75
4.5/4.5	S	N/A	N/A	F1	F1	F1	a	a	ATTACH. 1 OF SEC. E	ASME III IEEE 344-75
4.5/4.5	S	N/A	N/A	F1	F1	F1	a	a	ATTACH. 1 OF SEC. E	ASME III IEEE 344-75

5106s/6 - copy of 0571n

TI
APERTURE
CARD

Also Available On
Aperture Card

8805240295 -271

MASTER
SEISMIC AND DYNAMIC QUALIFICATION SUMMAR

DOCKET NO.: 50-424 & 50-425 UTILITY: GEORGIA PO

PLANT NAME: VOGTLE ELECTRIC GENERATING PLANT

THE SUPPLIER IS: X A/E ___ NSSS FOR EQUIP

	EQUIPMENT				LOCATION		LOADS C	
TAG NO.	TYPE AND DESCRIPTION	MANUFACTURER AND MODEL NO.	QUALIFICATION REPORT NO.	QUANTITY	BUILDING AND ELEVATION	MOUNT-ING	SEIS-MIC	OTHE DYNAM
LOT	8"-600# F. W. GATE VALVES W/BEVEL GEAR OPR.	ANCHOR/DARLING E9001-129	R83.114	LOT	CONT. 400' AUX. 288' CONTROL 280' D/G 274' AUX. FWPH 241' F/H 288' NSCW TOWER 250'	LM	X	X
LOT	8"-900# F. W. GATE VALVES W/BEVEL GEAR OPR.	ANCHOR/DARLING SJO 5820-5	R83.042	LOT	CONT. 400' AUX. 288' CONTROL 280' D/G 274' AUX. FWPH 241' F/H 288' NSCW TOWER 250'	LM	X	X
LOT	24"-150# F. W. GATE VALVES W/BEVEL GEAR OPR.	ANCHOR/DARLING SJO 5820-10	R83.034	LOT	CONT. 400' AUX. 288' CONTROL 280' D/G 274' AUX. FWPH 241' F/H 288' NSCW TOWER 250'	LM	X	X
LOT	3'-300# F. W. GATE VALVES W/HANDWHEEL	ANCHOR/DARLING E9001-35	R83.026	LOT	CONT. 400' AUX. 288' CONTROL 280' D/G 274' AUX. FWPH 241' F/H 288' NSCW TOWER 250'	LM	X	X
LOT	2 1/2"-150# F. W. GATE VALVE W/HANDWHEEL	ANCHOR/DARLING E9001-13	R83.028	LOT	CONT. 400' AUX. 288' CONTROL 280' D/G 274' AUX. FWPH 241' F/H 288' NSCW TOWER 250'	LM	X	X

5106s/7 - copy of 0571n

LISTING
Y AND STATUS OF SAFETY RELATED EQUIPMENT

WER COMPANY A/E: BECHTEL NSSS: WESTINGHOUSE

MENT LISTED BELOW ____ OTHER SAFETY SYSTEM: VARIOUS SYSTEMS (INACTIVE VALVES)

ONSIDERED		QUALIFICATION METHOD			LOWEST NATURAL FREQUENCY			STATUS		RRS	
R IC	REQUIRED INPUT (ZPA) H/V	ANALYSIS	TEST FREQUENCY	TEST DIRECTION	F/B (Hz)	S/S (Hz)	V (Hz)	QUALIFICATION	INSTALLATION	FIGURE REF.	CODES AND STANDARDS
	2.1/2.1	S	-	-	F1	F1	F1	a	N/A	RIM	ASME III IEEE-344-75
	2.1/2.1	S	-	-	F1	F1	F1	a	N/A	RIM	ASME III IEEE-344-75
	2.1/2.1	S	-	-	F1	F1	F1	a	N/A	RIM	ASME III IEEE-344-75
	2.1/2.1	S	-	-	F1	F1	F1	a	N/A	RIM	ASME III IEEE-344-75
	2.1/2.1	S	-	-	F1	F1	F1	a	N/A	RIM	ASME III IEEE-344-75

5106s/8 - copy of 0571n

TI
APERTURE
CARD

Also Available On
Aperture Card

8805240295-272

MASTER
SEISMIC AND DYNAMIC QUALIFICATION SUMMARY

DOCKET NO.: 50-424 & 50-425 UTILITY: GEORGIA PO

PLANT NAME: VOGTLE ELECTRIC GENERATING PLANT

THE SUPPLIER IS: X A/E ___ NSSS FOR EQUIPM

	EQUIPMENT				LOCATION		LOADS C	
TAG NO.	TYPE AND DESCRIPTION	MANUFACTURER AND MODEL NO.	QUALIFICATION REPORT NO.	QUANTITY	BUILDING AND ELEVATION	MOUNT-ING	SEIS-MIC	OTHER DYNAM
LOT	4"-150# F. W. GATE VALVE W/HANDWHEEL	ANCHOR/DARLING E9001-10	R83.029	LOT	CONT. 400' AUX. 288' CONTROL 280' D/G 274' AUX. FWPH 241' F/H 288' NSCW TOWER 250'	LM	X	X
LOT	6"-150# F. W. GATE VALVE W/HANDWHEEL	ANCHOR/DARLING E9001-5	R83.032	LOT	CONT. 400' AUX. 288' CONTROL 280' D/G 274' AUX. FWPH 241' F/H 288' NSCW TOWER 250'	LM	X	X
LOT	8"-150# F. W. GATE VALVE W/HANDWHEEL	ANCHOR/DARLING SJO-5820-3	R83.033	LOT	CONT. 400' AUX. 288' CONTROL 280' D/G 274' AUX. FWPH 241' F/H 288' NSCW TOWER 250'	LM	X	X
LOT	3"-900# F. W. GATE VALVES W/HANDWHEEL	ANCHOR/DARLING E9001-17	R83.036	LOT	CONT. 400' AUX. 288' CONTROL 280' D/G 274' AUX. FWPH 241' F/H 288' NSCW TOWER 250'	LM	X	X
LOT	4"-900# F. W. GATE VALVES W/HANDWHEEL	ANCHOR/DARLING E9001-18	R83.037	LOT	CONT. 400' AUX. 288' CONTROL 280' D/G 274' AUX. FWPH 241' F/H 288' NSCW TOWER 250'	LM	X	X

5106s/9 - copy of 0571n

LISTING
Y AND STATUS OF SAFETY RELATED EQUIPMENT

VER COMPANY A/E: BECHTEL NSSS: WESTINGHOUSE X4AR01

MENT LISTED BELOW ____ OTHER SAFETY SYSTEM: VARIOUS SYSTEMS (INACTIVE VALVES)

ONSIDERED	QUALIFICATION METHOD			LOWEST NATURAL FREQUENCY			STATUS		RRS	
REQUIRED INPUT (ZPA) H/V	ANALYSIS	TEST FREQUENCY	TEST DIRECTION	F/B (Hz)	S/S (Hz)	V (Hz)	QUALIFICATION	INSTALLATION	FIGURE REF.	CODES AND STANDARDS
2.1/2.1	S	-	-	F1	F1	F1	a	N/A	RIM	ASME III IEEE-344-75
2.1/2.1	S	-	-	F1	F1	F1	a	N/A	RIM	ASME III IEEE-344-75
2.1/2.1	S	-	-	F1	F1	F1	a	N/A	RIM	ASME III IEEE-344-75
2.1/2.1	S	-	-	F1	F1	F1	a	N/A	RIM	ASME III IEEE-344-75
2.1/2.1	S	-	-	F1	F1	F1	a	N/A	RIM	ASME III IEEE-344-75

5106s/10 - copy of 0571n

TI
APERTURE
CARD

Also Available On
Aperture Card

8805240295 -273

MASTER
SEISMIC AND DYNAMIC QUALIFICATION SUMM

DOCKET NO.: 50-424 & 50-425 UTILITY: GEORGIA P

PLANT NAME: VOGTLE ELECTRIC GENERATING PLANT

THE SUPPLIER IS: X A/E ___ NSSS FOR EQUI

	EQUIPMENT				LOCATION		LOADS	
TAG NO.	TYPE AND DESCRIPTION	MANUFACTURER AND MODEL NO.	QUALIFICATION REPORT NO.	QUANTITY	BUILDING AND ELEVATION	MOUNTING	SEIS-MIC	OTH DYNA
LOT	6"-900# F. W. GATE VALVES W/HANDWHEEL	ANCHOR/DARLING SJ05820-13	R83.041	LOT	CONT. 400' AUX. 288' CONTROL 280' D/G 274' AUX. FWPH 241' F/H 288' NSCW TOWER 250'	LM	X	X
LOT	2 1/2"-1500# F. W. GATE VALVES W/HANDWHEEL	ANCHOR/DARLING E9001-51	R83.038	LOT	CONT. 400' AUX. 288' CONTROL 280' D/G 274' AUX. FWPH 241' F/H 288' NSCW TOWER 250'	LM	X	X
LOT	4"-150# SWING CHECK VALVE	ANCHOR/DARLING E9001-40	R83.052	LOT	CONT. 400' AUX. 288' CONTROL 280' D/G 274' AUX. FWPH 241' F/H 288' NSCW TOWER 250'	LM	X	X
LOT	2 1/2"-150# SWING CHECK VALVE	ANCHOR/DARLING E9001-85	R83.050	LOT	CONT. 400' AUX. 288' CONTROL 280' D/G 274' AUX. FWPH 241' F/H 288' NSCW TOWER 250'	LM	X	X

5106s/11 - copy of 0571n

LISTING
RY AND STATUS OF SAFETY RELATED EQUIPMENT

OWER COMPANY A/E: BECHTEL NSSS: WESTINGHOUSE

PMENT LISTED BELOW ____ OTHER SAFETY SYSTEM: VARIOUS SYSTEMS (INACTIVE VALVES)

CONSIDERED ER MIC	REQUIRED INPUT (ZPA) H/V	QUALIFICATION METHOD: ANALYSIS	QUALIFICATION METHOD: TEST FREQUENCY	QUALIFICATION METHOD: TEST DIRECTION	LOWEST NATURAL FREQUENCY: F/B (Hz)	LOWEST NATURAL FREQUENCY: S/S (Hz)	LOWEST NATURAL FREQUENCY: V (Hz)	STATUS: QUALIFICATION	STATUS: INSTALLATION	RRS: FIGURE REF.	CODES AND STANDARDS
	2.1/2.1	S	-	-	F1	F1	F1	a	N/A	RIM	ASME III IEEE-344-75
	2.1/2.1	S	-	-	F1	F1	F1	a	N/A	RIM	ASME III IEEE-344-75
	2.1/2.1	S	-	-	F1	F1	F1	a	N/A	RIM	ASME III IEEE-344-75
	2.1/2.1	S	-	-	F1	F1	F1	a	N/A	RIM	ASME III IEEE-344-75

5106s/12 - copy of 0571n

TI
APERTURE
CARD

Also Available On
Aperture Card

8805240295 -274

MASTER
SEISMIC AND DYNAMIC QUALIFICATION SUMMA

PLANT NAME: VOGTLE ELECTRIC GENERATING PLANT DOCKET NO.: 50-424 & 50-425 UTILITY: GEORGIA P

THE SUPPLIER IS: X A/E ___ NSSS FOR EQUI

	EQUIPMENT				LOCATION		LOADS	
TAG NO.	TYPE AND DESCRIPTION	MANUFACTURER AND MODEL NO.	QUALIFICATION REPORT NO.	QUANTITY	BUILDING AND ELEVATION	MOUNTING	SEISMIC	OTH DYNA
LOT	3"-150# SWING CHECK VALVE	ANCHOR/DARLING E9001-42	R83.051	LOT	CONT. 400' AUX. 288' CONTROL 280' D/G 274' AUX. FWPH 241' F/H 288' NSCW TOWER 250'	LM	X	X
LOT	6"-150# SWING CHECK VALVE	ANCHOR/DARLING SJO 5820-15	R83.053	LOT	CONT. 400' AUX. 288' CONTROL 280' D/G 274' AUX. FWPH 241' F/H 288' NSCW TOWER 250'	LM	X	X
LOT	8"-150# SWING CHECK VALVE	ANCHOR/DARLING SJO 5820-11	R83.054	LOT	CONT. 400' AUX. 288' CONTROL 280' D/G 274' AUX. FWPH 241' F/H 288' NSCW TOWER 250'	LM	X	X
LOT	10"-150# SWING CHECK VALVE	ANCHOR/DARLING SJO 5820-12	R83.055	LOT	CONTAINMENT 400' AUX. 288' CONTROL 280' D/G 274' AUX. F.W.P.H. 241' F.H. 288' NSCW TOWER 250'	LM	X	X
LOT	14"-150# SWING CHECK VALVE	ANCHOR/DARLING SJO 5820-2	R83.056	LOT	CONTAINMENT 400' AUX. 288' CONTROL 280' D/G 274' AUX. F.W.P.H. 241' F.H. 288' NSCW TOWER 250'	LM	X	X

5106s/13 - copy of 0571n

LISTING
RY AND STATUS OF SAFETY RELATED EQUIPMENT

OWER COMPANY A/E: BECHTEL NSSS: WESTINGHOUSE

PMENT LISTED BELOW ____ OTHER SAFETY SYSTEM: VARIOUS SYSTEMS (INACTIVE VALVES)

ER MIC	CONSIDERED REQUIRED INPUT (ZPA) H/V	QUALIFICATION METHOD ANALYSIS	TEST FREQUENCY	TEST DIRECTION	LOWEST NATURAL FREQUENCY F/B (Hz)	S/S (Hz)	V (Hz)	STATUS QUALIFICATION	INSTALLATION	RRS FIGURE REF.	CODES AND STANDARDS
	2.1/2.1	S	-	-	F1	F1	F1	a	N/A	RIM	ASME III IEEE-344-75
	2.1/2.1	S	-	-	F1	F1	F1	a	N/A	RIM	ASME III IEEE-344-75
	2.1/2.1	S	-	-	F1	F1	F1	a	N/A	RIM	ASME III IEEE-344-75
	2.1/2.1	S	-	-	F1	F1	F1	a	N/A	RIM	ASME III IEEE-344-75
	2.1/2.1	S	-	-	F1	F1	F1	a	N/A	RIM	ASME III IEEE-344-75

5106s/14 - copy of 0571n

TI
APERTURE
CARD

Also Available On
Aperture Card

8805240295 - 275

MASTER
SEISMIC AND DYNAMIC QUALIFICATION SUMMAR

DOCKET NO.: 50-424 & 50-425 UTILITY: GEORGIA PO

PLANT NAME: VOGTLE ELECTRIC GENERATING PLANT

THE SUPPLIER IS: X A/E ___ NSSS FOR EQUIP

	EQUIPMENT				LOCATION		LOADS C	
TAG NO.	TYPE AND DESCRIPTION	MANUFACTURER AND MODEL NO.	QUALIFICATION REPORT NO.	QUANTITY	BUILDING AND ELEVATION	MOUNT-ING	SEIS-MIC	OTHE DYNAM
LOT	14'-600# SWING CHECK VALVE	ANCHOR/DARLING E9001-120	R83.057	LOT	CONTAINMENT 400' AUX. 288' CONTROL 280' D/G 274' AUX. F.W.P.H. 241' F.H. 288' NSCW TOWER 250'	LM	X	X
LOT	4"-900# SWING CHECK VALVE	ANCHOR/DARLING E9001-7	R83.058	LOT	CONTAINMENT 400' AUX. 288' CONTROL 280' D/G 274' AUX. F.W.P.H. 241' F.H. 288' NSCW TOWER 250'	LM	X	X
LOT	6"-900# SWING CHECK VALVE	ANCHOR/DARLING SJO-5820-14	R83.059	LOT	CONTAINMENT 400' AUX. 288' CONTROL 280' D/G 274' AUX. F.W.P.H. 241' F.H. 288' NSCW TOWER 250'	LM	X	X
LOT	16"-900# TILT DISC CHECK VALVE	ANCHOR/DARLING E9001-97	R83.060	LOT	CONTAINMENT 400' AUX. 288' CONTROL 280' D/G 274' AUX. F.W.P.H. 241' F.H. 288' NSCW TOWER 250'	LM	X	X
LOT	6"-900# TILT DISC CHECK VALVE	ANCHOR/DARLING E9001-109	R83.061	LOT	CONTAINMENT 400' AUX. 288' CONTROL 280' D/G 274' AUX. F.W.P.H. 241' F.H. 288' NSCW TOWER 250'	LM	X	X

5106s/15 - copy of 0571n

LISTING
Y AND STATUS OF SAFETY RELATED EQUIPMENT

WER COMPANY A/E: BECHTEL NSSS: WESTINGHOUSE

MENT LISTED BELOW

____ OTHER

SAFETY SYSTEM: VARIOUS SYSTEMS (INACTIVE VALVES)

ONSIDERED		QUALIFICATION METHOD			LOWEST NATURAL FREQUENCY			STATUS		RRS	
R / UC	REQUIRED INPUT (ZPA) H/V	ANALYSIS	TEST FREQUENCY	TEST DIRECTION	F/B (Hz)	S/S (Hz)	V (Hz)	QUALIFICATION	INSTALLATION	FIGURE REF.	CODES AND STANDARDS
	2.1/2.1	S	-	-	F1	F1	F1	a	N/A	RIM	ASME III IEEE-344-75
	2.1/2.1	S	-	-	F1	F1	F1	a	N/A	RIM	ASME III IEEE-344-75
	2.1/2.1	S	-	-	F1	F1	F1	a	N/A	RIM	ASME III IEEE-344-75
	2.1/2.1	S	-	-	F1	F1	F1	a	N/A	RIM	ASME III IEEE-344-75
	2.1/2.1	S	-	-	F1	F1	F1	a	N/A	RIM	ASME III IEEE-344-75

5106s/16 - copy of 0571n

TI
APERTURE
CARD

Also Available On
Aperture Card

8805240295-276

MASTER
SEISMIC AND DYNAMIC QUALIFICATION SUMMAR

PLANT NAME: VOGTLE ELECTRIC GENERATING PLANT DOCKET NO.: 50-424 & 50-425 UTILITY: GEORGIA PO

THE SUPPLIER IS: X A/E ___ NSSS FOR EQUIP

	EQUIPMENT				LOCATION		LOADS C	
TAG NO.	TYPE AND DESCRIPTION	MANUFACTURER AND MODEL NO.	QUALIFICATION REPORT NO.	QUANTITY	BUILDING AND ELEVATION	MOUNT-ING	SEIS-MIC	OTHE DYNAM
LOT	16"-150# TILT DISC CHECK VALVE	ANCHOR/DARLING E9001-130	R84.004	LOT	CONTAINMENT 400' AUX. 288' CONTROL 280' D/G 274' AUX. F.W.P.H. 241' F.H. 288' NSCW TOWER 250'	LM	X	X
LOT	2 1/2"-1500# SWING CHECK VALVE	ANCHOR/DARLING E9001-139	R84.050	LOT	CONTAINMENT 400' AUX. 288' CONTROL 280' D/G 274' AUX. F.W.P.H. 241' F.H. 288' NSCW TOWER 250'	LM	X	X

5106s/17 - copy of 0571n

LISTING
Y AND STATUS OF SAFETY RELATED EQUIPMENT

WER COMPANY A/E: BECHTEL NSSS: WESTINGHOUSE X4AR01
PAGE: 276 OF 283

MENT LISTED BELOW ____ OTHER SAFETY SYSTEM: VARIOUS SYSTEMS (INACTIVE VALVES)

ONSIDERED	QUALIFICATION METHOD			LOWEST NATURAL FREQUENCY			STATUS		RRS	
R IC	REQUIRED INPUT (ZPA) H/V	ANALYSIS	TEST FREQUENCY	TEST DIRECTION	F/B (Hz)	S/S (Hz)	V (Hz)	QUALIFICATION	INSTALLATION	FIGURE REF.	CODES AND STANDARDS
	2.1/2.1	S	-	-	F1	F1	F1	a	N/A	RIM	ASME III IEEE-344-75
	2.1/2.1	S	-	-	F1	F1	F1	a	N/A	RIM	ASME III IEEE-344-75

5106s/18 - copy of 0571n

TI
APERTURE
CARD

Also Available On
Aperture Card

8805240295-277

MASTER
SEISMIC AND DYNAMIC QUALIFICATION SUMMA

PLANT NAME: VOGTLE ELECTRIC GENERATING PLANT DOCKET NO.: 50-424 & 50-425 UTILITY: GEORGIA P

THE SUPPLIER IS: X A/E ___ NSSS FOR EQUI

	EQUIPMENT				LOCATION		LOADS	
TAG NO.	TYPE AND DESCRIPTION	MANUFACTURER AND MODEL NO.	QUALIFICATION REPORT NO.	QUANTITY	BUILDING AND ELEVATION	MOUNTING	SEISMIC	OTH DYNA
LOT	1/4", 3/8" & 3/4" - 1500# S.S. T-GLOBE VALVE	KEROTEST	KSAR-01784-PST	LOT	VARIOUS	LM	X	-
LOT	1" S.S. Y-THROTTLE VALVE	KEROTEST	KSAR-01884-PDY-T	LOT	VARIOUS	LM	X	-
LOT	1 1/2" & 2" S.S. Y-THROTTLE VALVE	KEROTEST	KSAR-01984-PDY-T	LOT	VARIOUS	LM	X	-
LOT	3/8" & 3/4" - S.S & C.S. Y-CHECK VALVES	KEROTEST	KSAR-02084-C	LOT	VARIOUS	LM	X	-
LOT	1" - S.S. & C.S. Y-CHECK VALVE	KEROTEST	KSAR-02184-C	LOT	VARIOUS	LM	X	-

5107s/5 - copy of 0571n

CONSIDERED	QUALIFICATION METHOD			LOWEST NATURAL FREQUENCY			STATUS		RRS	
ER MIC REQUIRED INPUT (ZPA) H/V	ANALYSIS	TEST FREQUENCY	TEST DIRECTION	F/B (Hz)	S/S (Hz)	V (Hz)	QUALIFICATION	INSTALLATION	FIGURE REF.	CODES AND STANDARDS
4.5/4.5	S	N/A	N/A	F1	F1	F1	a	a	RIM	ASME III IEEE-344-75
4.5/4.5	S	N/A	N/A	F1	F1	F1	a	a	RIM	ASME III IEEE 344-75
4.5/4.5	S	N/A	N/A	F1	F1	F1	a	a	RIM	ASME III IEEE 344-75
4.5/4.5	S	N/A	N/A	F1	F1	F1	a	a	RIM	ASME III IEEE 344-75
4.5/4.5	S	N/A	N/A	F1	F1	F1	a	a	RIM	ASME III IEEE 344-75

TI
APERTURE
CARD

Also Available On
Aperture Card

8805240295 -278

MASTER
SEISMIC AND DYNAMIC QUALIFICATION SUMMAR

DOCKET NO.: 50-424 & 50-425 UTILITY: GEORGIA PO

PLANT NAME: VOGTLE ELECTRIC GENERATING PLANT

THE SUPPLIER IS: X A/E ____ NSSS FOR EQUIP

	EQUIPMENT				LOCATION		LOADS C	
TAG NO.	TYPE AND DESCRIPTION	MANUFACTURER AND MODEL NO.	QUALIFICATION REPORT NO.	QUANTITY	BUILDING AND ELEVATION	MOUNT-ING	SEIS-MIC	OTHE DYNAM
LOT	2" S.S. & C.S. Y-CHECK VALVE	KEROTEST	KSAR-02284-C	LOT	VARIOUS	LM	X	-
LOT	3/4" S.S. ANGLE VALVE	KEROTEST	KSAR-01185-PSA	LOT	VARIOUS	LM	X	-

5107s/7 - copy of 0571n

LISTING
Y AND STATUS OF SAFETY RELATED EQUIPMENT

WER COMPANY A/E: BECHTEL NSSS: WESTINGHOUSE

X4AR23
PAGE: 278 OF 283

MENT LISTED BELOW ____ OTHER SAFETY SYSTEM: VARIOUS SYSTEMS (INACTIVE VALVES)

ONSIDERED	QUALIFICATION METHOD			LOWEST NATURAL FREQUENCY			STATUS		RRS	
R IIC REQUIRED INPUT (ZPA) H/V	ANALYSIS	TEST FREQUENCY	TEST DIRECTION	F/B (Hz)	S/S (Hz)	V (Hz)	QUALIFICATION	INSTALLATION	FIGURE REF.	CODES AND STANDARDS
4.5/4.5	S	N/A	N/A	F1	F1	F1	a	a	RIM	ASME III IEEE 344-75
4.5/4.5	S	N/A	N/A	F1	F1	F1	a	a	RIM	ASME III IEEE 344-75

5107s/8 - copy of 0571n

TI
APERTURE
CARD

Also Available On
Aperture Card

8805240295 -279

MASTER

SEISMIC AND DYNAMIC QUALIFICATION SUMMA

PLANT NAME: VOGTLE ELECTRIC GENERATING PLANT DOCKET NO.: 50-424 & 50-425 UTILITY: GEORGIA P

THE SUPPLIER IS: X A/E ___ NSSS FOR EQU

	EQUIPMENT				LOCATION		LOADS	
TAG NO.	TYPE AND DESCRIPTION	MANUFACTURER AND MODEL NO.	QUALIFICATION REPORT NO.	QUANTITY	BUILDING AND ELEVATION	MOUNTING	SEISMIC	OTH DYNA
LOT	GLOBE VALVE (Y-TYPE)	ROCKWELL INT'L FIG 15104 FIG 36224 FIG 848	SA-497902 -04 -05 -06 -03	LOT	N/A	LM	X	NA
LOT	CHECK VALVE	ROCKWELL INT'L FIG 36274 FIG 838	SA-497909 -11 -10 -08 -07	LOT	N/A	LM	X	-
LOT	GLOBE VALVE (Y-TYPE)	YARWAY CORP. FIG 5515 B	1072-1 -2 -3	LOT	N/A	LM	X	-
LOT	GATE VALVE	H VOGT CO. FIG 15111 FIG 12111 FIG 12401	SR-13 -16 -22 -26 -31 -32	LOT	N/A	LM	X	-
LOT	GLOBE VALVE	H VOGT CO FIG 12141 FIG 12501	SR-20 -23 -24 -33	LOT	N/A	LM	X	-

5107s/9 - copy of 0571n

LISTING
RY AND STATUS OF SAFETY RELATED EQUIPMENT

OWER COMPANY A/E: BECHTEL NSSS: WESTINGHOUSE X4AR00

PMENT LISTED BELOW ____ OTHER SAFETY SYSTEM: VARIOUS SYSTEMS (INACTIVE VALVES)

CONSIDERED		QUALIFICATION METHOD			LOWEST NATURAL FREQUENCY			STATUS		RRS	
ER MIC	REQUIRED INPUT (ZPA) H/V	ANALYSIS	TEST FREQUENCY	TEST DIRECTION	F/B (Hz)	S/S (Hz)	V (Hz)	QUALIFICATION	INSTALLATION	FIGURE REF.	CODES AND STANDARDS
A	4.5/4.5	S	N/A	N/A	F1	F1	F1	a	a	ATTACH. II OF SEC. E	ASME III IEEE 433-75
	4.5/4.5	S	N/A	N/A	F1	F1	F1	a	a	ATTACH. II OF SEC. E	ASME III IEEE 344-75
	4.5/4.5	S	N/A	N/A	F1	F1	F1	a	a	ATTACH. II OF SEC. E	ASME III IEEE 344-75
	4.5/4.5	S	N/A	N/A	F1	F1	F1	a	a	ATTACH. II OF SEC. E	ASME III IEEE 344-75
	4.5/4.5	S	N/A	N/A	F1	F1	F1	a	a	ATTACH. II OF SEC. E	ASME III IEEE 344-75

5107s/10 - copy of 0571n

TI
APERTURE
CARD

Also Available On
Aperture Card

8805240295 -280

MASTER
SEISMIC AND DYNAMIC QUALIFICATION SUMMA

DOCKET NO.: 50-424 & 50-425 UTILITY: GEORGIA P

PLANT NAME: VOGTLE ELECTRIC GENERATING PLANT

THE SUPPLIER IS: X A/E ____ NSSS FOR EQUI

	EQUIPMENT				LOCATION		LOADS	
TAG NO.	TYPE AND DESCRIPTION	MANUFACTURER AND MODEL NO.	QUALIFICATION REPORT NO.	QUANTITY	BUILDING AND ELEVATION	MOUNTING	SEISMIC	OTH DYNA
LOT	JUNCTION BOXES	HOFFMAN A-363006LP A-1614CH A-1614CHNF	CCL NO. A-402-81	1030	CONTROL BLDG 280'	CW HM	X	-
LOT	TERMINAL BLOCK	STATES CO. ZWM25004 -25006 -25012 -25024 -25040	CCL NO. A-402-81	1855 2 UNITS	CONTROL BLDG 280'	EM	X	-
LOT	SPLICE BOXES	HOFFMAN A-363006LP A-1614CH A-1614CHNF	CCL NO. A-402-81	LOT	CONTROL BLDG 280'	CW HM	X	-

5108s/5 - copy of 0571n

LISTING
Y AND STATUS OF SAFETY RELATED EQUIPMENT

OWER COMPANY A/E: BECHTEL NSSS: WESTINGHOUSE X3AH05
PAGE: 280 OF 282

PMENT LISTED BELOW ____ OTHER SAFETY SYSTEM: VARIOUS SYSTEMS (MISCELLANEOUS)

CONSIDERED		QUALIFICATION METHOD			LOWEST NATURAL FREQUENCY			STATUS		RRS	
ER MIC	REQUIRED INPUT (ZPA) H/V	ANALYSIS	TEST FREQUENCY	TEST DIRECTION	F/B (Hz)	S/S (Hz)	V (Hz)	QUALIFICATION	INSTALLATION	FIGURE REF.	CODES AND STANDARDS
	2.6/3.7	N/A	MF	MD	F3	F3	F1	a	N/A	CALC. X2CS13.7.1 p. 9 & 10	IEEE-323-74 -344-75
	2.6/3.7	N/A	MF	MD	N/A	N/A	N/A	a	N/A	CALC. X2CS13.7.1 p. 9 & 10	IEEE-323-74 -344-75
	2.6/3.7	N/A	MF	MD	F3	F3	F1	a	N/A	CALC. X2CS13.7.1 p. 9 & 10	IEEE-323-74 -344-75

5108s/5 - copy of 0571n

TI
APERTURE
CARD

Also Available On
Aperture Card

8805240295 281

MASTER
SEISMIC AND DYNAMIC QUALIFICATION SUMMA

PLANT NAME: VOGTLE ELECTRIC GENERATING PLANT DOCKET NO.: 50-424 & 50-425 UTILITY: GEORGIA P

THE SUPPLIER IS: X A/E ___ NSSS FOR EQU

	EQUIPMENT				LOCATION		LOADS	
TAG NO.	TYPE AND DESCRIPTION	MANUFACTURER AND MODEL NO.	QUALIFICATION REPORT NO.	QUANTITY	BUILDING AND ELEVATION	MOUNT-ING	SEIS-MIC	OTH DYNA
ATE19722A -B -C -D -E ATE-60975	RTD's	PYCO INC. 122-7026	557-1347A	6	AUXILIARY 180'	CW	X	N/
ATE19723A -B -C -D -E ATE-60976	RTD's	PYCO INC. 122-7026	557-1347A	6	AUXILIARY 180'	CW	X	N/

5109s/5 - copy of 0571n

LISTING
RY AND STATUS OF SAFETY RELATED EQUIPMENT

OWER COMPANY A/E: BECHTEL NSSS: WESTINGHOUSE

X5AE06
PAGE: 281 OF 283

PMENT LISTED BELOW ____ OTHER SAFETY SYSTEM: WASTE EVAPORATOR STEAM SUPPLY SYSTEM

ER MIC	CONSIDERED REQUIRED INPUT (ZPA) H/V	QUALIFICATION METHOD: ANALYSIS	TEST FREQUENCY	TEST DIRECTION	LOWEST NATURAL FREQUENCY: F/B (HZ)	S/S (HZ)	V (HZ)	STATUS: QUALIFICATION	INSTALLATION	RRS FIGURE REF.	CODES AND STANDARDS
R	.88/.90	-	SF	MD	F1	F1	F1	8	8	X2CR6-01 -02 -03 -04	IEEE-323-74 -344-75
R	.88/.90	-	SF	MD	F1	F1	F1	8	8	X2CR6-01 -02 -03 -04	IEEE-323-74 -344-75

5109s/6 - copy of 0571n

TI
APERTURE
CARD

Also Available On
Aperture Card

8805240295 -282

MASTER
SEISMIC AND DYNAMIC QUALIFICATION SUMMA

DOCKET NO.: 50-424 & 50-425 UTILITY: GEORGIA P

PLANT NAME: VOGTLE ELECTRIC GENERATING PLANT

THE SUPPLIER IS: X A/E ____ NSSS FOR EQUI

	EQUIPMENT				LOCATION		LOADS	
TAG NO.	TYPE AND DESCRIPTION	MANUFACTURER AND MODEL NO.	QUALIFICATION REPORT NO.	QUANTITY	BUILDING AND ELEVATION	MOUNTING	SEISMIC	OTH DYNA
AHV19722 -23	8"-150# F. W. GATE V. W/HILLER AIR ACT.	ANCHOR/DARLING E9001-111	R83.49, 30004-4	2	MSIV 220'	LM	X	X
AHV19722 -23	HILLER ACTUATOR	HILLER 14SA-A037	ER-ST-500P	2	MSIV 220'	EM	X	X
AHY19722 -23	SOLENOID VALVE	ASCO NP8320A185V	AQR-67368	2	MSIV 220'	EM	X	X
AZS19722 -23	LIMIT SWITCH	NAMCO EA180-31302 32302	QTR-105	4	MSIV 220'	EM	X	X

5109s/7 - copy of 0571n

LISTING
RY AND STATUS OF SAFETY RELATED EQUIPMENT

OWER COMPANY A/E: BECHTEL NSSS: WESTINGHOUSE X4AR01

PMENT LISTED BELOW ____ OTHER SAFETY SYSTEM: WASTE EVAPORATOR STEAM SUPPLY SYSTEM

CONSIDERED ER MIC	REQUIRED INPUT (ZPA) H/V	QUALIFICATION METHOD: ANALYSIS	QUALIFICATION METHOD: TEST FREQUENCY	QUALIFICATION METHOD: TEST DIRECTION	LOWEST NATURAL FREQUENCY: F/B (HZ)	LOWEST NATURAL FREQUENCY: S/S (HZ)	LOWEST NATURAL FREQUENCY: V (HZ)	STATUS: QUALIFICATION	STATUS: INSTALLATION	RRS: FIGURE REF.	CODES AND STANDARDS
	2.1/2.1	S	-	-	F3	F3	F3	a	a	RIM	ASME III IEEE-323-74 -344-75
	2.1/2.1	N/A	SF	SD	F1	F1	F1	a	a	RIM	IEEE-323-74 -344-75
	2.1/2.1	N/A	SF	SD	F1	F1	F1	a	a	RIM	IEEE-323-74 -344-75
	2.1/2.1	N/A	SF	SD	F1	F1	F1	a	a	RIM	IEEE-323-74 -344-75

5109s/8 - copy of 0571n

TI
APERTURE
CARD

Also Available On
Aperture Card

8805240295-283

MASTER

SEISMIC AND DYNAMIC QUALIFICATION SUMMAR

DOCKET NO.: 50-424 & 50-425 UTILITY: GEORGIA PO

PLANT NAME: VOGTLE ELECTRIC GENERATING PLANT

FOR EQUIP

THE SUPPLIER IS: X A/E ____ NSSS

	EQUIPMENT				LOCATION		LOADS C	
TAG NO.	TYPE AND DESCRIPTION	MANUFACTURER AND MODEL NO.	QUALIFICATION REPORT NO.	QUANTITY	BUILDING AND ELEVATION	MOUNTING	SEISMIC	OTHE DYNAM
AFT-19722 -23	PRESSURE AND DIFFERENTIAL PRESSURE TRANSMITTER	ROSEMOUNT MODEL 1153 SERIES B	108025 -26	2	AUXILIARY BUILDING 195'	RM & CW	X	N/A

5109s/9 - copy of 0571n

LISTING
Y AND STATUS OF SAFETY RELATED EQUIPMENT

WER COMPANY A/E: BECHTEL NSSS: WESTINGHOUSE X5AD04
PAGE: 283 OF 283

MENT LISTED BELOW ____ OTHER SAFETY SYSTEM: WASTE EVAPORATOR STEAM SUPPLY SYSTEM

ONSIDERED	QUALIFICATION METHOD			LOWEST NATURAL FREQUENCY			STATUS		RRS	
R CI REQUIRED INPUT (ZPA) H/V	ANALYSIS	TEST FREQUENCY	TEST DIRECTION	F/B (Hz)	S/S (Hz)	V (Hz)	QUALIFICATION	INSTALLATION	FIGURE REF.	CODES AND STANDARDS
.8/.9	-	MF	MD	F1	F1	F1	a	a	X2CRS-01 -02 -03 -04	IEEE-323-74 IEEE-344-75

5109s/10 - copy of 0571n

TI
APERTURE
CARD

Also Available On
Aperture Card

8805240295 -284

MASTE
SEISMIC AND DYNAMIC QUALIFICATION SUMM

PLANT NAME: VOGTLE ELECTRIC GENERATING PLANT DOCKET NO.: 50-424 & 50-425 UTILITY: GEORGIA

THE SUPPLIER IS: ____ A/E X NSSS FOR EQU

TAG NO.	EQUIPMENT TYPE AND DESCRIPTION	MANUFACTURER AND MODEL NO.	QUALIFICATION REPORT NO.	QUANTITY	LOCATION BUILDING AND ELEVATION	MOUNTING	LOADS SEISMIC	LOADS OTHER DYN
21208P6002 -3	CENTRIFUGAL CHARGING PUMP	PACIFIC PUMP	CAV236924B	2	AUXILIARY 143'-6"	CF	X	
21208P6002M01 -3M01	CENTRIFUGAL CHARGING PUMP MOTOR	WESTINGHOUSE LIFELISE D	AE-2	2	AUXILIARY 143' 6"	BOLTED	X	
21208P6001	POSITIVE DISPLACE-MENT PUMP	UNION PUMP	CAV2313248	1	AUXILIARY 170' 6"	CF	X	
21208P6006 -7	BORIC ACID TRANSFER PUMP	CHEMPUMP	CAC1694848	2	AUXILIARY 119' 3"	CF	X	
21208P6006M01 -7M01	BORIC ACID TRANSFER PUMP MOTOR	CHEMPUMP GVH-10K	AE-3	2	AUXILIARY 119' 3"	BOLTED	X	

5001s/5 - copy of 0571n

R LISTING
ARY AND STATUS OF SAFETY ..LATED EQUIPMENT

POWER COMPANY A/E: BECHTEL NSSS: WESTINGHOUSE

PMENT LISTED BELOW ____ OTHER SAFETY SYSTEM: CHEMICAL VOLUME AND CONTROL SYSTEM

CONSIDERED		QUALIFICATION METHOD			LOWEST NATURAL FREQUENCY			STATUS		RRS	
IER AMIC	REQUIRED INPUT (ZPA) H/V	ANALYSIS	TEST FREQUENCY	TEST DIRECTION	F/B (Hz)	S/S (Hz)	V (Hz)	QUALIFICATION	INSTALLATION	FIGURE REF.	CODES AND STANDARDS
X	.28/.30	S	-	-	F1	F1	F1	a	a	X2CR2 -05 -06	ASME III
-	0.28/0.30	-	-	-	F1	F1	F1	a	a	X2CR2 -05 -06	IEEE-323-75 -344-75
X	0.28/0.30	S	-	-	F1	F1	F1	a	a	X2CR2 -09 -10	ASME III
X	0.27/.30	S	-	-	F1	F1	F1	a	a	X2CR2 -01 -02	ASME III
	0.30/0.30	S	MF	MD	F1	F1	F1	a	a	X2CR2 -01 -02	IEEE-323-74 -344-75

5001s/6 - copy of 0571n

TI APERTURE CARD

Also Available On Aperture Card

8805240295 -285

MASTE
SEISMIC AND DYNAMIC QUALIFICATION SUMMA

PLANT NAME: VOGTLE ELECTRIC GENERATING PLANT DOCKET NO.: 50-424 & 50-425 UTILITY: GEORGIA

THE SUPPLIER IS: ____ A/E X NSSS FOR EQU

	EQUIPMENT				LOCATION		LOADS	
TAG NO.	TYPE AND DESCRIPTION	MANUFACTURER AND MODEL NO.	QUALIFICATION REPORT NO.	QUANTITY	BUILDING AND ELEVATION	MOUNTING	SEISMIC	OTHER DYNA
2LV0112B -C	GB 4"	WESTINGHOUSE EMD 8376D76	191613	2	AUXILIARY 195'	WELDED	X	
2LV0112B -C	MOTOR OPERATOR	LIMITORQUE SMB-000-5	HE-4	2	AUXILIARY 195'	BOLTED	X	
2LV0112D -E	GB 8"	WESTINGHOUSE EMD 8376D52	191613	2	AUXILIARY 220'	WELDED	X	
2LV0112D -E	MOTOR OPERATOR	LIMITORQUE SMB-00-10	HE-4	2	AUXILIARY 220'	BOLTED	X	
2LV0459	GLV 3"	FISHER CONTROLS 56A2260	207603	1	CONTAINMENT 169'	WELDED	X	

5002s/5 - copy of 0571n

LISTING
RY AND STATUS OF SAFETY RELATED EQUIPMENT

OWER COMPANY A/E: BECHTEL NSSS: WESTINGHOUSE

PMENT LISTED BELOW ____ OTHER SAFETY SYSTEM: CHEMICAL VOLUME AND CONTROL SYSTEM (ACTIVE VALVES)

CONSIDERED	QUALIFICATION METHOD			LOWEST NATURAL FREQUENCY			STATUS		RRS	
ER MIC	REQUIRED INPUT (ZPA) H/V	ANALYSIS	TEST FREQUENCY	TEST DIRECTION	F/B (Hz)	S/S (Hz)	V (Hz)	QUALIFICATION	INSTALLATION	FIGURE REF.	CODES AND STANDARDS
	2.1/2.1	S	-	-	F1	F1	F1	a	a	NOTE 4	ASME III
	NOTE 8	-	SF	SD	F1	F1	F1	a	a	NOTE 4	IEEE-323-74 382-72 382-80 344-75
	2.1/2.1	S	-	-	F1	F1	F1	a	a	NOTE 4	ASME III
	NOTE 8	-	SF	SD	F1	F1	F1	a	a	NOTE 4	IEEE-323-74 382-72 382-80 344-75
	2.1/2.1	S	-	-	F1	F1	F1	a	a	NOTE 4	ASME III

5002s/6 - copy of 0571n

TI
APERTURE
CARD

Also Available On
Aperture Card

8805240295-286

MASTER
SEISMIC AND DYNAMIC QUALIFICATION SUMMA

DOCKET NO.: 50-424 & 50-425 UTILITY: GEORGIA P

PLANT NAME: VOGTLE ELECTRIC GENERATING PLANT

FOR EQUI

THE SUPPLIER IS: ____ A/E X NSSS

	EQUIPMENT				LOCATION		LOADS	
TAG NO.	TYPE AND DESCRIPTION	MANUFACTURER AND MODEL NO.	QUALIFICATION REPORT NO.	QUANTITY	BUILDING AND ELEVATION	MOUNTING	SEISMIC	OTHER DYNA
2LY0459	SOLENOID	ASCO NP831654E	HE-2/5	1	CONTAINMENT 169'	BOLTED	X	-
2ZS00459 2ZSC0459	LIMIT SWITCH	NAMCO EA18031303	HE-3/6	2	CONTAINMENT 169'	BOLTED	X	-
2LV0460	GLV 2"	FISHER CONTROLS 56A2260	207603	1	CONTAINMENT 169'	WELDED	X	X
2LY0460	SOLENOID	ASCO NP831654E	HE-2/5	1	CONTAINMENT 169'	BOLTED	X	-
2ZS00460 2ZSC0460	LIMIT SWITCH	NAMCO EA18031303	HE-3/6	2	CONTAINMENT 169'	BOLTED	X	-

5002s/7 - copy of 0571n

LISTING
Y AND STATUS OF SAFETY RELATED EQUIPMENT

WER COMPANY A/E: BECHTEL NSSS: WESTINGHOUSE

MENT LISTED BELOW ____ OTHER SAFETY SYSTEM: CHEMICAL VOLUME AND CONTROL SYSTEM (ACTIVE VALVES)

ONSIDERED R HIC	REQUIRED INPUT (ZPA) H/V	QUALIFICATION METHOD: ANALYSIS	QUALIFICATION METHOD: TEST FREQUENCY	QUALIFICATION METHOD: TEST DIRECTION	LOWEST NATURAL FREQUENCY: F/B (Hz)	LOWEST NATURAL FREQUENCY: S/S (Hz)	LOWEST NATURAL FREQUENCY: V (Hz)	STATUS: QUALIFICATION	STATUS: INSTALLATION	RRS: FIGURE REF.	CODES AND STANDARDS
	NOTE 8	-	SF	SD	F1	F1	F1	a	a	NOTE 4	IEEE-323-74! 344-75! 382-72!
	NOTE 8	-	SF	SD	F1	F1	F1	a	a	NOTE 4	IEEE-323-74! 344-75! 382-72!
	2.1/2.1	S	-	-	F1	F1	F1	a	a	NOTE 4	ASME III
	NOTE 8	-	SF	SD	F1	F1	F1	a	a	NOTE 4	IEEE-323-74! 344-75! 382-72!
	NOTE 8	-	SF	SD	F1	F1	F1	a	a	NOTE 4	IEEE-323-74! 344-75! 382-72!

5002s/8 - copy of 0571n

TI
APERTURE
CARD

Also Available On
Aperture Card

8805240295 287

MASTER
SEISMIC AND DYNAMIC QUALIFICATION SUMMARY

DOCKET NO.: 50-424 & 50-425 UTILITY: GEORGIA PO

PLANT NAME: VOGTLE ELECTRIC GENERATING PLANT

THE SUPPLIER IS: ____ A/E _X_ NSSS FOR EQUIP

	EQUIPMENT				LOCATION		LOADS C	
TAG NO.	TYPE AND DESCRIPTION	MANUFACTURER AND MODEL NO.	QUALIFICATION REPORT NO.	QUANTITY	BUILDING AND ELEVATION	MOUNT-ING	SEIS-MIC	OTHE DYNAM
2HV8100	GLV 2"	VELAN E73-020	189238	1	AUXILIARY 195'	WELDED	X	X
2HV8100	MOTOR OPERATOR	LIMITORQUE SMB-00-10	HE-4	1	AUXILIARY 195'	BOLTED	X	-
2HV8104	GLV 2"	VELAN E73-020	189238	1	AUXILIARY 195'	WELDED	X	X
2HV8104	MOTOR OPERATOR	LIMITORQUE SMB-00-10	HE-4	1	AUXILIARY 195'	BOLTED	X	-
2HV8105	GV 3"	WESTINGHOUSE EHD 1099138	191613	1	AUXILIARY 195'	WELDED	X	X

5002s/9 - copy of 0571n

LISTING
AND STATUS OF SAFETY RELATED EQUIPMENT

WER COMPANY A/E: BECHTEL NSSS: WESTINGHOUSE

MENT LISTED BELOW ____ OTHER SAFETY SYSTEM: CHEMICAL VOLUME AND CONTROL SYSTEM (ACTIVE VALVES)

ONSIDERED	QUALIFICATION METHOD			LOWEST NATURAL FREQUENCY			STATUS		RRS	
REQUIRED INPUT (ZPA) H/V	ANALYSIS	TEST FREQUENCY	TEST DIRECTION	F/B (Hz)	S/S (Hz)	V (Hz)	QUALIFICATION	INSTALLATION	FIGURE REF.	CODES AND STANDARDS
2.1/2.1	S	-	-	F1	F1	F1	a	a	NOTE 4	ASME III
NOTE 8	-	SF	SD	F1	F1	F1	a	a	NOTE 4	IEEE-323-74 382-72 382-80 344-75
2.1/2.1	S	-	-	F1	F1	F1	a	a	NOTE 4	ASME III
NOTE 8	-	SF	SD	F1	F1	F1	a	a	NOTE 4	IEEE-323-74 382-72 382-80 344-75
2.1/2.1	S	-	-	F1	F1	F1	a	a	NOTE 4	ASME III

5002s/10 - copy of 0571n

TI APERTURE CARD

Also Available On Aperture Card

8805240295-288

MASTER
SEISMIC AND DYNAMIC QUALIFICATION SUMMA

DOCKET NO.: 50-424 & 50-425 UTILITY: GEORGIA P

PLANT NAME: VOGTLE ELECTRIC GENERATING PLANT

THE SUPPLIER IS: ____ A/E ____ NSSS FOR EQUI

	EQUIPMENT				LOCATION		LOADS	
TAG NO.	TYPE AND DESCRIPTION	MANUFACTURER AND MODEL NO.	QUALIFICATION REPORT NO.	QUANTITY	BUILDING AND ELEVATION	MOUNTING	SEISMIC	OTHER DYNA
2HV8105	MOTOR OPERATOR	LIMITORQUE SB-00-15	HE-4	1	AUXILIARY 195'	BOLTED	X	-
2HV8106	GB 3"	WESTINGHOUSE EMB 1D99138	191613	1	AUXILIARY 195'	WELDED	X	X
2HV8106	MOTOR OPERATOR	LIMITORQUE SB-00-15	HE-4	1	AUXILIARY 195'	BOLTED	X	-
2HV8110	GLV 2"	VELAN E73-020	189238	1	AUXILIARY 170' 6"	WELDED	X	X
2HV8110	MOTOR OPERATOR	LIMITORQUE SMB-00-10	HE-4	1	AUXILIARY 170' 6"	BOLTED	X	-

5002s/11 - copy of 0571n

LISTING
Y AND STATUS OF SAFETY RELATED EQUIPMENT

OWER COMPANY A/E: BECHTEL NSSS: WESTINGHOUSE

PMENT LISTED BELOW ___ OTHER SAFETY SYSTEM: CHEMICAL VOLUME AND CONTROL SYSTEM (ACTIVE VALVES)

ONSIDERED ER MIC	QUALIFICATION METHOD			LOWEST NATURAL FREQUENCY			STATUS		RRS	
REQUIRED INPUT (ZPA) H/V	ANALYSIS	TEST FREQUENCY	TEST DIRECTION	F/B (Hz)	S/S (Hz)	V (Hz)	QUALIFICATION	INSTALLATION	FIGURE REF.	CODES AND STANDARDS
NOTE 8	-	SF	SD	F1	F1	F1	a	a	NOTE 4	IEEE-323-74 382-72 382-80 344-75
2.1/2.1	S	-	-	F1	F1	F1	a	a	NOTE 4	ASME III
NOTE 8	-	SF	SD	F1	F1	F1	a	a	NOTE 4	IEEE-323-74 382-72 382-80 344-75
2.1/2.1	S	-	-	F1	F1	F1	a	a	NOTE 4	ASME III
NOTE 8	-	SF	SD	F1	F1	F1	a	a	NOTE 4	IEEE-323-74 382-72 382-80 344-75

5002s/12 - copy of 0571n

TI
APERTURE
CARD

Also Available On
Aperture Card

8805240295-289

MASTER L
SEISMIC AND DYNAMIC QUALIFICATION SUMMARY

DOCKET NO.: 50-424 & 50-425 UTILITY: GEORGIA POW

PLANT NAME: VOGTLE ELECTRIC GENERATING PLANT

THE SUPPLIER IS: ____ A/E X NSSS FOR EQUIPM

	EQUIPMENT				LOCATION		LOADS CO	
TAG NO.	TYPE AND DESCRIPTION	MANUFACTURER AND MODEL NO.	QUALIFICATION REPORT NO.	QUANTITY	BUILDING AND ELEVATION	MOUNTING	SEISMIC	OTHER DYNAM
2HV8111A -B	GLV	VELAN E73-020	189238	2	AUXILIARY 143' 6"	WELDED	X	X
2HV8111A -B	MOTOR OPERATOR	LIMITORQUE SMB-00-10	HE-4	2	AUXILIARY 143' 6"	BOLTED	X	-
2HV8112	GLV 2	VELAN E73-024	189238	1	CONTAINMENT 169'	WELDED	X	X
2HV8112	MOTOR OPERATOR	LIMITORQUE SMB-00-10	HE-1	1	CONTAINMENT 169'	BOLTED	X	-
2HV8145	GLV 2"	FISHER CONTROLS 56A2257	207603	1	CONTAINMENT 220'	WELDED	X	X

5002s/13 - copy of 0571n

ISTING
AND STATUS OF SAFETY RELATED EQUIPMENT

ER COMPANY A/E: BECHTEL NSSS: WESTINGHOUSE

ENT LISTED BELOW ____ OTHER SAFETY SYSTEM: CHEMICAL VOLUME AND CONTROL SYSTEM (ACTIVE VALVES)

NSIDERED	QUALIFICATION METHOD			LOWEST NATURAL FREQUENCY			STATUS		RRS	
C! REQUIRED INPUT (ZPA) H/V	ANALYSIS	TEST FREQUENCY	TEST DIRECTION	F/B (Hz)	S/S (Hz)	V (Hz)	QUALIFICATION	INSTALLATION	FIGURE REF.	CODES AND STANDARDS
2.1/2.1	S	-	-	F1	F1	F1	a	a	NOTE 4	ASME III
NOTE 8	-	SF	SD	F1	F1	F1	a	a	NOTE 4	IEEE-323-74! 382-72! 382-80! 344-75!
2.1/2.1	S	-	-	F1	F1	F1	a	a	NOTE 4	ASME III
NOTE 8	-	SF	SD	F1	F1	F1	a	a	NOTE 4	IEEE-323-74! 382-72! 382-80! 344-75!
2.1/2.1	S	-	-	F1	F1	F1	a	a	NOTE 4	ASME III

5002s/14 - copy of 0571n

TI APERTURE CARD

Also Available On Aperture Card

8805240295 -290

MASTER
SEISMIC AND DYNAMIC QUALIFICATION SUMMAR

DOCKET NO.: 50-424 & 50-425 UTILITY: GEORGIA PO

PLANT NAME: VOGTLE ELECTRIC GENERATING PLANT

FOR EQUI

THE SUPPLIER IS: ____ A/E X NSSS

	EQUIPMENT				LOCATION		LOADS C	
TAG NO.	TYPE AND DESCRIPTION	MANUFACTURER AND MODEL NO.	QUALIFICATION REPORT NO.	QUANTITY	BUILDING AND ELEVATION	MOUNT-ING	SEIS-MIC	OTHE DYNAM
2HY8145	SOLENOID	ASCO NP0331654E	HE-2/5	1	CONTAINMENT 220'	BOLTED	X	-
2ZSC8145 2ZSO8145	LIMIT SWITCH	NAMCO EA18031303	HE-3/6	2	CONTAINMENT 220'	BOLTED	X	-
2HV8146	GB 3"	WESTINGHOUSE EMD 8378D09	191613	1	CONTAINMENT 169'	WELDED	X	X
2HV8146	MOTOR OPERATOR	LIMITORQUESE EMD SMB-000-10	HE-1	1	CONTAINMENT 169'	BOLTED	X	-
2HV8147	GB 3"	WESTINGHOUSE EMD 8378D09	191613	1	CONTAINMENT 169'	WELDED	X	X

5002s/15 - copy of 0571n

LISTING
Y AND STATUS OF SAFETY RELATED EQUIPMENT

WER COMPANY A/E: BECHTEL NSSS: WESTINGHOUSE

MENT LISTED BELOW ____ OTHER SAFETY SYSTEM: CHEMICAL VOLUME AND CONTROL SYSTEM (ACTIVE VALVES)

CONSIDERED	QUALIFICATION METHOD			LOWEST NATURAL FREQUENCY			STATUS		RRS	
REQUIRED INPUT (ZPA) H/V	ANALYSIS	TEST FREQUENCY	TEST DIRECTION	F/B (Hz)	S/S (Hz)	V (Hz)	QUALIFICATION	INSTALLATION	FIGURE REF.	CODES AND STANDARDS
NOTE 8	-	SF	SD	F1	F1	F1	a	a	NOTE 4	IEEE-323-74 382-72 344-75
NOTE 8	-	SF	SD	F1	F1	F1	a	a	NOTE 4	IEEE-323-74 382-72 344-75
2.1/2.1	S	-	-	F1	F1	F1	a	a	NOTE 4	ASME III
NOTE 8	-	SF	SD	F1	F1	F1	a	a	NOTE 4	IEEE-323-74 382-72 382-80 344-75
2.1/2.1	S	-	-	F1	F1	F1	a	a	NOTE 4	ASME III

5002s/16 - copy of 0571n

TI
APERTURE
CARD

Also Available On
Aperture Card

8805240295 291

MASTER L

SE·SMIC AND DYNAMIC QUALIFICATION SUMMARY

DOCKET NO.: 50-424 & 50-425 UTILITY: GEORGIA POW

PLANT NAME: VOGTLE ELECTRIC GENERATING PLANT

FOR EQUIPM

THE SUPPLIER IS: ____ A/E X NSSS

	EQUIPMENT				LOCATION		LOADS CO	
TAG NO.	TYPE AND DESCRIPTION	MANUFACTURER AND MODEL NO.	QUALIFICATION REPORT NO.	QUANTITY	BUILDING AND ELEVATION	MOUNTING	SEISMIC	OTHER DYNAMI
2HV8147	MOTOR OPERATOR	LIMITORQUE SMB-000-10	HE-1	1	CONTAINMENT 169'	BOLTED	X	-
2HV8152	GLV 3"	FISHER CONTROLS 56A2267	207603	1	AUXILIARY 195'	WELDED	X	X
2HY8152	SOLENOID	ASCO NP8316S4E	HE-2/5	1	AUXILIARY 195'	BOLTED	X	-
2ZSC8152 2ZSO8152	LIMIT SWITCH	NAMCO EA18031303	HE-3/6	2	AUXILIARY 195'	BOLTED	X	-
2HV8160	GLV	COPES VULCAN D166026	294281	1	CONTAINMENT 169'	WELDED	X	X

5002s/17 - copy of 0571n

STING
AND STATUS OF SAFETY RELATED EQUIPMENT

R COMPANY A/E: BECHTEL NSSS: WESTINGHOUSE

NT LISTED BELOW ___ OTHER SAFETY SYSTEM: CHEMICAL VOLUME AND CONTROL SYSTEM (ACTIVE VALVES)

SIDERED	QUALIFICATION METHOD			LOWEST NATURAL FREQUENCY			STATUS		RRS	
REQUIRED INPUT (ZPA) H/V	ANALYSIS	TEST FREQUENCY	TEST DIRECTION	F/B (Hz)	S/S (Hz)	V (Hz)	QUALIFICATION	INSTALLATION	FIGURE REF.	CODES AND STANDARDS
NOTE 8	-	SF	SD	F1	F1	F1	a	a	NOTE 4	IEEE-323-74 382-72 382-80 344-75
2.1/2.1	S	-	-	F1	F1	F1	a	a	NOTE 4	ASME III
NOTE 8	-	SF	SF	F1	F1	F1	a	a	NOTE 4	IEEE-323-74 382-72 344-75
NOTE 8	-	SF	SF	F1	F1	F1	a	a	NOTE 4	IEEE-323-74 382-72 344-75
2.1/2.1	S	-	-	F1	F1	F1	a	a	NOTE 4	ASME III

5002s/18 - copy of 0571n

TI
APERTURE
CARD

Also Available On
Aperture Card

8805240295 -292

MASTER

SEISMIC AND DYNAMIC QUALIFICATION SUMMA

DOCKET NO.: 50-424 & 50-425 UTILITY: GEORGIA P

PLANT NAME: VOGTLE ELECTRIC GENERATING PLANT FOR EQUI

THE SUPPLIER IS: ____ A/E X NSSS

	EQUIPMENT				LOCATION		LOADS	
TAG NO.	TYPE AND DESCRIPTION	MANUFACTURER AND MODEL NO.	QUALIFICATION REPORT NO.	QUANTITY	BUILDING AND ELEVATION	MOUNTING	SEISMIC	OTH DYNA
2HV8160	SOLENOID	ASCO NP831654E	HE-2/5	1	CONTAINMENT 169'	BOLTED	X	
2ZS08160 2ZSC8160	LIMIT SWITCH	NAMCO EA18011303, EA18012303	HE-3/6	2	CONTAINMENT 169'	BOLTED	X	
21208U6035 -6 -7 -8	CV 3"	WESTINGHOUSE 8373D65	191603	4	CONTAINMENT 169'	WELDED	X	
21208U6032	CV 3"	WESTINGHOUSE 8373D165	191603	1	CONTAINMENT 169'	WELDED	X	
2HV8438	GB 4"	WESTINGHOUSE EMD 8376D49	191613	1	AUXILIARY 220'	WELDED	X	

5002s/19 - copy of 0571n

LISTING
RY AND STATUS OF SAFETY RELATED EQUIPMENT

OWER COMPANY A/E: BECHTEL NSSS: WESTINGHOUSE

PMENT LISTED BELOW ___ OTHER SAFETY SYSTEM: CHEMICAL VOLUME AND CONTROL SYSTEM (ACTIVE VALVES)

ER MIC	CONSIDERED REQUIRED INPUT (ZPA) H/V	QUALIFICATION METHOD ANALYSIS	TEST FREQUENCY	TEST DIRECTION	LOWEST NATURAL FREQUENCY F/B (HZ)	S/S (HZ)	V (HZ)	STATUS QUALIFICATION	INSTALLATION	RRS FIGURE REF.	CODES AND STANDARDS
	NOTE 8	-	SF	SD	F1	F1	F1	a	d	NOTE 4	IEEE-323-74 382-72 344-75
	NOTE 8	-	SF	SD	F1	F1	F1	a	a	NOTE 4	IEEE-323-74 382-72 344-75
	2.1/2.1	S	-	-	F1	F1	F1	a	a	NOTE 4	ASME III
	2.1/2.1	S	-	-	F1	F1	F1	a	a	NOTE 4	ASME III
	2.1/2.1	S	-	-	F1	F1	F1	a	a	NOTE 4	ASME III

5002s/20 - copy of 0571n

TI
APERTURE
CARD

Also Available On
Aperture Card

8805240295-293

MASTER L

SEISMIC AND DYNAMIC QUALIFICATION SUMMARY

DOCKET NO.: 50-424 & 50-425 UTILITY: GEORGIA POW

PLANT NAME: VOGTLE ELECTRIC GENERATING PLANT

THE SUPPLIER IS: ____ A/E X NSSS FOR EQUIPM

TAG NO.	EQUIPMENT				LOCATION		LOADS CO	
	TYPE AND DESCRIPTION	MANUFACTURER AND MODEL NO.	QUALIFICATION REPORT NO.	QUANTITY	BUILDING AND ELEVATION	MOUNTING	SEISMIC	OTHER DYNAMI
2HV8438	MOTOR OPERATOR	LIMITORQUE SB-00-15	HE-4	1	AUXILIARY 220'	BOLTED	X	-
21208U6124	CV 4"	WESTINGHOUSE 8373D71	191603	1	AUXILIARY 195'	WELDED	X	X
2HV8471A -B	GS 6"	WESTINGHOUSE EMD 8376D78	191613	2	AUXILIARY 220'	WELDED	X	X
2HV8471A -B	MOTOR OPERATOR	LIMITORQUE SMB-000-5	HE-4	2	AUXILIARY 220'	BOLTED	X	-
21208U6142 -9	CV 4"	WESTINGHOUSE 8373D72	191603	2	AUXILIARY 143' 6"	WELDED	X	X

5002s/21 - copy of 0571n

STING
AND STATUS OF SAFETY RELATED EQUIPMENT

ER COMPANY A/E: BECHTEL NSSS: WESTINGHOUSE

ENT LISTED BELOW ___ OTHER SAFETY SYSTEM: CHEMICAL VOLUME AND CONTROL SYSTEM (ACTIVE VALVES)

NSIDERED	QUALIFICATION METHOD			LOWEST NATURAL FREQUENCY			STATUS		RRS	
REQUIRED INPUT (ZPA) H/V	ANALYSIS	TEST FREQUENCY	TEST DIRECTION	F/B (Hz)	S/S (Hz)	V (Hz)	QUALIFICATION	INSTALLATION	FIGURE REF.	CODES AND STANDARDS
NOTE 8	-	SF	SD	F1	F1	F1	a	a	NOTE 4	IEEE-323-74 382-72 382-80 344-75
2.1/2.1	S	-	-	F1	F1	F1	a	a	NOTE 4	ASME III
2.1/2.1	S	-	-	F1	F1	F1	a	a	NOTE 4	ASME III
NOTE 8	-	SF	SD	F1	F1	F1	a	a	NOTE 4	IEEE-323-74 382-72 382-80 344-75
2.1/2.1	S	-	-	F1	F1	F1	a	a	NOTE 4	ASME III

5002s/22 - copy of 0571n

TI
APERTURE
CARD

Also Available On
Aperture Card

8805240295 -294

MASTER

SEISMIC AND DYNAMIC QUALIFICATION SUMMAR

DOCKET NO.: 50-424 & 50-425 UTILITY: GEORGIA PO

PLANT NAME: VOGTLE ELECTRIC GENERATING PLANT

THE SUPPLIER IS: ____ A/E X NSSS FOR EQUIP

	EQUIPMENT				LOCATION		LOADS C	
TAG NO.	TYPE AND DESCRIPTION	MANUFACTURER AND MODEL NO.	QUALIFICATION REPORT NO.	QUANTITY	BUILDING AND ELEVATION	MOUNT-ING	SEIS-MIC	OTHE DYNAM
2HV8485A -B	GB 4"	WESTINGHOUSE EMD 8376D49	191613	2	AUXILIARY 220'	WELDED	X	X
2HV8485A -B	MOT OPERATOR	LIMITORQUE SB-00-15	HE-4	2	AUXILIARY 220'	BOLTED	X	-
21208U6129	CV 3"	WESTINGHOUSE 8373D65	191603	1	AUXILIARY 143' 6"	WELDED	X	X
2HV8508A -B	GLV 2"	VELAN E73-060	189238	2	AUXILIARY 220'	WELDED	X	X
2HV8508A -B	MOTOR OPERATOR	LIMITORQUE SMB-00-10	HE-4	2	AUXILIARY 220'	BOLTED	X	-

5002s/23 - copy of 0571n

LISTING
Y AND STATUS OF SAFETY RELATED EQUIPMENT

WER COMPANY A/E: BECHTEL NSSS: WESTINGHOUSE

MENT LISTED BELOW ____ OTHER SAFETY SYSTEM: CHEMICAL VOLUME AND CONTROL SYSTEM (ACTIVE VALVES)

ONSIDERED R IC	REQUIRED INPUT (ZPA) H/V	QUALIFICATION METHOD: ANALYSIS	QUALIFICATION METHOD: TEST FREQUENCY	QUALIFICATION METHOD: TEST DIRECTION	LOWEST NATURAL FREQUENCY: F/B (Hz)	LOWEST NATURAL FREQUENCY: S/S (Hz)	LOWEST NATURAL FREQUENCY: V (Hz)	STATUS: QUALIFICATION	STATUS: INSTALLATION	RRS: FIGURE REF.	CODES AND STANDARDS
	2.1/2.1	S	-	-	F1	F1	F1	a	a	NOTE 4	ASME III
	NOTE 8	-	SF	SD	F1	F1	F1	a	a	NOTE 4	IEEE-323-74 382-72 382-80 344-75
	2.1/2.1	S	-	-	F1	F1	F1	a	a	NOTE 4	ASME III
	2.1/2.1	S	-	-	F1	F1	F1	a	a	NOTE 4	ASME III
	NOTE 8	-	SF	SD	F1	F1	F1	a	a	NOTE 4	IEEE-323-74 382-72 382-80 344-75

5002s/24 - copy of 0571n

TI
APERTURE
CARD

Also Available On
Aperture Card

8805240295 -295

MASTER L

SEISMIC AND DYNAMIC QUALIFICATION SUMMARY

DOCKET NO.: 50-424 & 50-425 UTILITY: GEORGIA POW

PLANT NAME: VOGTLE ELECTRIC GENERATING PLANT

THE SUPPLIER IS: ____ A/E X NSSS FOR EQUIPME

	EQUIPMENT				LOCATION		LOADS CO	
TAG NO.	TYPE AND DESCRIPTION	MANUFACTURER AND MODEL NO.	QUALIFICATION REPORT NO.	QUANTITY	BUILDING AND ELEVATION	MOUNTING	SEISMIC	OTHER DYNAMI
2ZSC8508A 2ZS08508A 2ZSC8508B 2ZS08508B	LIMIT SWITCH	NAMCO EA18021303	HE-3/6	4	AUXILIARY 220'	BOLTED	X	-
2HV8509A -B	GLV 2"	VELAN E73-060	189238	2	AUXILIARY 220'	WELDED	X	X
2HV8509A -B	MOTOR OPERATOR	LIMITORQUE SMB-00-10	HE-4	2	AUXILIARY 220'	BOLTED	X	-
2ZSC8509A -B 2ZS08509A -B	LIMIT SWITCH	NAMCO EA18021303	HE-3/6	4	AUXILIARY 220'	BOLTED	X	-
2120806189	GV 3"	WESTINGHOUSE 8376J74	191603	1	AUXILIARY 143' 6"	WELDED	X	X

5002s/25 - copy of 0571n

STING
AND STATUS OF SAFETY RELATED EQUIPMENT

R COMPANY A/E: BECHTEL NSSS: WESTINGHOUSE

NT LISTED BELOW ___ OTHER SAFETY SYSTEM: CHEMICAL VOLUME AND CONTROL SYSTEM (ACTIVE VALVES)

SIDERED	QUALIFICATION METHOD			LOWEST NATURAL FREQUENCY			STATUS		RRS	
REQUIRED INPUT (ZPA) H/V	ANALYSIS	TEST FREQUENCY	TEST DIRECTION	F/B (Hz)	S/S (Hz)	V (Hz)	QUALIFICATION	INSTALLATION	FIGURE REF.	CODES AND STANDARDS
NOTE 8	-	SF	SD	F1	F1	F1	a	a	NOTE 4	IEEE-323-74 382-72 344-75
2.1/2.1	S	-	-	F1	F1	F1	a	a	NOTE 4	ASME III
NOTE 8	-	SF	SD	F1	F1	F1	a	a	NOTE 4	IEEE 323-74 382-72 382-80 344-75
NOTE 8	-	SF	SD	F1	F1	F1	a	a	NOTE 4	IEEE 323-74 382-72 344-75
2.1/2.1	S	-	-	F1	F1	F1	a	a	NOTE 4	ASME III

5002s/26 - copy of 0571n

TI
APERTURE
CARD

Also Available On
Aperture Card

8805240295-296

MASTER
SEISMIC AND DYNAMIC QUALIFICATION SUMMA

PLANT NAME: VOGTLE ELECTRIC GENERATING PLANT DOCKET NO.: 50-424 & 50-425 UTILITY: GEORGIA P

THE SUPPLIER IS: ____ A/E X NSSS FOR EQUI

	EQUIPMENT				LOCATION		LOADS	
TAG NO.	TYPE AND DESCRIPTION	MANUFACTURER AND MODEL NO.	QUALIFICATION REPORT NO.	QUANTITY	BUILDING AND ELEVATION	MOUNTING	SEISMIC	OTH DYNA
2HV190A -B	GLV 1"	TARGET ROCK 79-AB006	413921 HE-10C	2	AUXILIARY 200' 0"	WELDED	X	X
2HY190A -B	SOLENOID	TARGET ROCK 79-AB006	HE-10C	2	AUXILIARY 200' 0"	BOLTED	X	X
2HC190A -B	CONTROL MODULE	TARGET ROCK 80T	HE-10B	2	AUXILIARY 200' 0"	BOLTED	X	-
2HV8103A -B -C -D	GLV 1 1/2"	VELAN E73-016	189238	4	AUXILIARY 200' 0"	WELDED	X	X
2HV8103A -B -C -D	MOTOR OPERATOR	LIMITORQUE SMB-00-10	HE-1 A, B HE-4 C, D	4	AUXILIARY 200' 0"	BOLTED	X	-

5002s/27 - copy of 0571n

LISTING
RY AND STATUS OF SAFETY RELATED EQUIPMENT

OWER COMPANY A/E: BECHTEL NSSS: WESTINGHOUSE

PMENT LISTED BELOW ____ OTHER SAFETY SYSTEM: CHEMICAL VOLUME AND CONTROL SYSTEM (ACTIVE VALVES)

CONSIDERED ER MIC	REQUIRED INPUT (ZPA) H/V	QUALIFICATION METHOD: ANALYSIS	TEST FREQUENCY	TEST DIRECTION	LOWEST NATURAL FREQUENCY: F/B (Hz)	S/S (Hz)	V (Hz)	STATUS: QUALIFICATION	INSTALLATION	RRS FIGURE REF.	CODES AND STANDARDS
	NOTE 8	-	SF	MD	F1	F1	F1	a	a	NOTE 4	ASME III
	NOTE 8	-	SF	MD	F1	F1	F1	a	a	NOTE 4	IEEE-344 1975
	NOTE 8	-	MF	MD	F1	F1	F3	a	a	NOTE 4	IEEE-344 1975
	2.1/2.1	S	-	-	F1	F1	F1	a	a	NOTE 4	ASME III
	NOTE 8	-	SF	SD	F1	F1	F1	a	a	NOTE 4	IEEE-323-74 382-72 382-80 344-75

5002s/28 - copy of 0571n

TI APERTURE CARD

Also Available On Aperture C

8805240295 -297

MASTER
SEISMIC AND DYNAMIC QUALIFICATION SUMMA

PLANT NAME: VOGTLE ELECTRIC GENERATING PLANT DOCKET NO.: 50-424 & 50-425 UTILITY: GEORGIA P

THE SUPPLIER IS: ____ A/E X NSSS FOR EQUI

	EQUIPMENT				LOCATION		LOADS	
TAG NO.	TYPE AND DESCRIPTION	MANUFACTURER AND MODEL NO.	QUALIFICATION REPORT NO.	QUANTITY	BUILDING AND ELEVATION	MOUNTING	SEISMIC	OTH DYNA
2HV8154	GLV 1"	COPES VULCAN D166116	294281	1	CONTAINMENT 180' 0"	WELDED	X	X
2ZSC8154 2ZSO8154	LIMIT SWTICH	NAMCO EA18011303, 18012303	HE-3/6	2	CONTAINMENT 180' 0"	BOLTED	X	-
2HV8439	1" GLV SOLENOID OPERATED	TARGET ROCK 79AB-008	HE-10A	1	AUXILIARY 180' 0"	WELDED	X	X

5003s/5 - copy of 0571n

LISTING
RY AND STATUS OF SAFETY RELATED EQUIPMENT

OWER COMPANY A/E: BECHTEL NSSS: WESTINGHOUSE

PMENT LISTED BELOW ____ OTHER SAFETY SYSTEM: CHEMICAL VOLUME AND CONTROL SYSTEM (ACTIVE VALVES)

CONSIDERED ER MIC	REQUIRED INPUT (ZPA) H/V	QUALIFICATION METHOD ANALYSIS	TEST FREQUENCY	TEST DIRECTION	LOWEST NATURAL FREQUENCY F/B (Hz)	S/S (Hz)	V (Hz)	STATUS QUALIFICATION	INSTALLATION	RRS FIGURE REF.	CODES AND STANDARDS
	2.1/2.1	S	-	-	F1	F1	F1	a	a	NOTE 4	ASME III
	NOTE 8	-	SF	SD	F1	F1	F1	a	a	NOTE 4	IEEE-323-74 383-72 344-75
	NOTE 8	-	SF	MD	F1	F1	F1	a	a	NOTE 4	ASME III

5003s/6 - copy of 0571n

TI APERTURE CARD

Also Available On Aperture Card

8805240295-298

MASTER
SEISMIC AND DYNAMIC QUALIFICATION SUMMARY

DOCKET NO.: 50-424 & 50-425 UTILITY: GEORGIA PO

PLANT NAME: VOGTLE ELECTRIC GENERATING PLANT

THE SUPPLIER IS: ____ A/E __X__ NSSS FOR EQUIPM

TAG NO.	EQUIPMENT: TYPE AND DESCRIPTION	EQUIPMENT: MANUFACTURER AND MODEL NO.	EQUIPMENT: QUALIFICATION REPORT NO.	EQUIPMENT: QUANTITY	LOCATION: BUILDING AND ELEVATION	LOCATION: MOUNTING	LOADS CO: SEISMIC	LOADS CO: OTHER DYNAM
2HV8116	GLV 1"	VELAN P2-14354-N2	PVO-GAE/ GBE-1	1	AUXILIARY 200' 0"	WELDED	X	X
2HV8153	SOLENOID	ASCO NP831654E	HE-2/5	1	CONTAINMENT 180' 0"	BOLTED	X	-
2ZSC8153 2ZSO8153	LIMIT SWTICH	NAMCO EA18031303	HE-3/6	2	CONTAINMENT 180' 0"	BOLTED	X	-
2HV8153	GLV 1"	FISHER 52A2252	507603	1	CONTAINMENT 180' 0"	WELDED	X	X
2HV8116	MOTOR OPERATOR	LIM.TORQUE SMB-00-10	HE-4	1	AUXILIARY 200' 0"	BOLTED	X	-

5003s/7 - copy of 0571n

LISTING
AND STATUS OF SAFETY RELATED EQUIPMENT

VER COMPANY A/E: BECHTEL NSSS: WESTINGHOUSE

ENT LISTED BELOW ____ OTHER SAFETY SYSTEM: CHEMICAL VOLUME AND CONTROL SYSTEM (ACTIVE VALVES)

NSIDERED	QUALIFICATION METHOD			LOWEST NATURAL FREQUENCY			STATUS		RRS	
REQUIRED INPUT (ZPA) H/V	ANALYSIS	TEST FREQUEN.	TEST DIRECTION	F/B (Hz)	S/S (Hz)	V (Hz)	QUALIFICATION	INSTALLATION	FIGURE REF.	CODES AND STANDARDS
2.1/2.1	-	SF	MD	F1	F1	F1	a	a	NOTE 4	ASME III
NOTE 8	S	-	-	F1	F1	F1	a	a	NOTE 4	ASME III
NOTE 8	-	SF	SD	F1	F1	F1	a	a	NOTE 4	IEEE-323-74 383-72 382-80 344-75
2.1/2.1	-	MF	MD	F1	F1	F1	a	a	NOTE 4	IEEE-344 1975
NOTE 8	-	SF	MD	F1	F1	F1	a	a	NOTE 4	IEEE-344-1975

5003s/8 - copy of 0571n

TI
APERTURE
CARD

Also Available On
Aperture Card

8805240295-299

MASTER
SEISMIC AND DYNAMIC QUALIFICATION SUMMA

PLANT NAME: VOGTLE ELECTRIC GENERATING PLANT DOCKET NO.: 50-424 & 50-425 UTILITY: GEORGIA P

THE SUPPLIER IS: ____ A/E __X__ NSSS FOR EQUI

TAG NO.	EQUIPMENT: TYPE AND DESCRIPTION	EQUIPMENT: MANUFACTURER AND MODEL NO.	EQUIPMENT: QUALIFICATION REPORT NO.	EQUIPMENT: QUANTITY	LOCATION: BUILDING AND ELEVATION	LOCATION: MOUNTING	LOADS: SEISMIC	LOADS: OTH DYNA
2PSV8510A -B	ANGLE 1 1/2"	CROSBY 1 1/2 X 2 JBAK-55	516451	2	AUXILIARY 143'-6"	FLANGED	X	X
2120BU4021	CV 3/4"	DRESSER 5580W	SR-187	1	CONTAINMENT 195' 0"	WELDED	X	-
2120BU4437	CV 1-1/2"	DRESSER 7440W	SR-187	1	CONTAINMENT 195' 0"	WELDED	X	-
2120BU4438	CV 1-1/2"	ROCKWELL 36274	SA497907 -08 -09 -10 -11	1	CONTAINMENT 195' 0"	WELDED	X	-
2120BU4439	CV 1-1/2"	DRESSER 7440W	SR-187	1	CONTAINMENT 195' 0"	WELDED	X	-

5003s/9 - copy of 0571n

LISTING
RY AND STATUS OF SAFETY RELATED EQUIPMENT

OWER COMPANY A/E: BECHTEL NSSS: WESTINGHOUSE

PMENT LISTED BELOW ____ OTHER SAFETY SYSTEM: CHEMICAL VOLUME AND CONTROL SYSTEM (ACTIVE VALVES)

ER MIC	CONSIDERED REQUIRED INPUT (ZPA) H/V	QUALIFICATION METHOD ANALYSIS	TEST FREQUENCY	TEST DIRECTION	LOWEST NATURAL FREQUENCY F/B (Hz)	S/S (Hz)	V (Hz)	STATUS QUALIFICATION	INSTALLATION	RRS FIGURE REF.	CODES AND STANDARDS
	2.1/2.1	S	-	-	F1	F1	F1	a	a	NOTE 4	ASME III
	4.5/4.5	S	-	-	F1	F1	F1	a	a	NOTE 4	ASME III
	4.5/4.5	S	-	-	F1	F1	F1	a	a	NOTE 4	ASME III
	4.5/4.5	S	-	-	F1	F1	F1	a	a	NOTE 4	ASME III
	4.5/4.5	S	-	-	F1	F1	F1	a	a	NOTE 4	ASME III

5003s/10 - copy of 0571n

TI
APERTURE
CARD

Also Available On
Aperture Card

8805240295 -300

MASTER

SEISMIC AND DYNAMIC QUALIFICATION SUMMAR

DOCKET NO.: 50-424 & 50-425 UTILITY: GEORGIA PO

PLANT NAME: VOGTLE ELECTRIC GENERATING PLANT

THE SUPPLIER IS: ____ A/E X NSSS FOR EQUIP

	EQUIPMENT				LOCATION		LOADS C	
TAG NO.	TYPE AND DESCRIPTION	MANUFACTURER AND MODEL NO.	QUALIFICATION REPORT NO.	QUANTITY	BUILDING AND ELEVATION	MOUNT-ING	SEIS-MIC	OTHE DYNAM
2120U4440	CV 1-1/2"	DRESSER 7440W	SR-187	1	CONTAINMENT 195' 0"	WELDED	X	-
2120U3006 -359 -360 -361	CV 1-1/2"	DRESSER 7440W	SR-187	4	CONTAINMENT 195' 0"	WELDED	X	-
2120U4004 -353 -354 -355	CV 1-1/2"	DRESSER 7440W	SR-187	4	CONTAINMENT 195' 0"	WELDED	X	-
2120U4033	CV 2"	DRESSER 7440W	SR-187	1	AUXILIARY 195' 0"	WELDED	X	-
2120U4499	CV 1"	ROCKWELL 36274	SA497907 -08 -09 -10 -11	1	AUXILIARY 195' 0"	WELDED	X	-

5003s/11 - copy of 0571n

LISTING
Y AND STATUS OF SAFETY RELATED EQUIPMENT

WER COMPANY A/E: BECHTEL NSSS: WESTINGHOUSE

MENT LISTED BELOW ____ OTHER SAFETY SYSTEM: CHEMICAL VOLUME AND CONTROL SYSTEM (ACTIVE VALVES)

ONSIDERED	QUALIFICATION METHOD			LOWEST NATURAL FREQUENCY			STATUS		RRS	
REQUIRED INPUT (ZPA) H/V	ANALYSIS	TEST FREQUENCY	TEST DIRECTION	F/B (Hz)	S/S (Hz)	V (Hz)	QUALIFICATION	INSTALLATION	FIGURE REF.	CODES AND STANDARDS
4.5/4.5	S	-	-	F1	F1	F1	a	a	NOTE 4	ASME III
4.5/4.5	S	-	-	F1	F1	F1	a	a	NOTE 4	ASME III
4.5/4.5	S	-	-	F1	F1	F1	a	a	NOTE 4	ASME III
4.5/4.5	S	-	-	F1	F1	F1	a	a	NOTE 4	ASME III
4.5/4.5	S	-	-	F1	F1	F1	a	a	NOTE 4	ASME III

5003s/12 - copy of 0571n

TI
APERTURE
CARD

Also Available On
Aperture Card

8805240295-301

MASTER

SEISMIC AND DYNAMIC QUALIFICATION SUMMA

DOCKET NO.: 50-424 & 50-425 UTILITY: GEORGIA

PLANT NAME: VOGTLE ELECTRIC GENERATING PLANT

THE SUPPLIER IS: ____ A/E X NSSS FOR EQU

	EQUIPMENT				LOCATION		LOADS	
TAG NO.	TYPE AND DESCRIPTION	MANUFACTURER AND MODEL NO.	QUALIFICATION REPORT NO.	QUANTITY	BUILDING AND ELEVATION	MOUNTING	SEISMIC	OTH DYNA
2120BU4185	CV 2"	DRESSER 5580W	SR-187	1	AUXILIARY 195' 0"	WELDED	X	
2120BU4299	CV 2"	DRESSER 5580W	SR-187	1	AUXILIARY 119' 3"	WELDED	X	
2120BU4140 -147	CV 2"	DRESSER 7440W	SR-187	2	AUXILIARY 143' 6"	WELDED	X	
2120BU4284	CV 2"	DRESSER 5580W	SR-187	1	AUXILIARY 119' 3"	WELDED	X	

5003s/13 - copy of 0571n

PMENT LISTED BELOW ____ OTHER SAFETY SYSTEM: CHEMICAL VOLUME AND CONTROL SYSTEM (ACTIVE VALVES)

CONSIDERED		QUALIFICATION METHOD			LOWEST NATURAL FREQUENCY			STATUS		RRS	
ER AMIC	REQUIRED INPUT (ZPA) H/V	ANALYSIS	TEST FREQUENCY	TEST DIRECTION	F/B (Hz)	S/S (Hz)	V (Hz)	QUALIFICATION	INSTALLATION	FIGURE REF.	CODES AND STANDARDS
	4.5/4.5	3	-	-	F1	F1	F1	a	a	NOTE 4	ASME III
	4.5/4.5	S	-	-	F1	F1	F1	a	a	NOTE 4	ASME III
	4.5/4.5	S	-	-	F1	F1	F1	a	a	NOTE 4	ASME III
	4.5/4.5	S	-	-	F1	F1	F1	a	a	NOTE 4	ASME III

TI
APERTURE
CARD

Also Available on
Aperture Card

8805240295 - 302

MASTER
SEISMIC AND DYNAMIC QUALIFICATION SUMMA

DOCKET NO.: 50-424 & 50-425 UTILITY: GEORGIA P

PLANT NAME: VOGTLE ELECTRIC GENERATING PLANT

THE SUPPLIER IS: ____ A/E X NSSS FOR EQUI

	EQUIPMENT				LOCATION		LOADS	
TAG NO.	TYPE AND DESCRIPTION	MANUFACTURER AND MODEL NO.	QUALIFICATION REPORT NO.	QUANTITY	BUILDING AND ELEVATION	MOUNTING	SEISMIC	OTH DYNA
21206P6001 -2	CONTAINMENT SPRAY PUMP	GOULDS 8x10-22/ 3415DV	CAN173183B	2	AUXILIARY 119' 3"	CF	X	X
21213P6002 -5	SPENT FUEL PIT COOLING PUMP	GOULDS 8x10-22/ 3405DV	CAV197106B	2	AUXILIARY 195' FUEL HANDLING 200'	CF	X	X

5004s/5 - copy of 0571n

LISTING
RY AND STATUS OF SAFETY RELATED EQUIPMENT

OWER COMPANY A/E: BECHTEL NSSS: WESTINGHOUSE

PMENT LISTED BELOW ____ OTHER SAFETY SYSTEM: CONTAINMENT SPRAY SYSTEM

CONSIDERED ER MIC	REQUIRED INPUT (ZPA) H/V	QUALIFICATION METHOD: ANALYSIS	TEST FREQUENCY	TEST DIRECTION	LOWEST NATURAL FREQUENCY: F/B (Hz)	S/S (Hz)	V (Hz)	STATUS: QUALIFICATION	INSTALLATION	RRS: FIGURE REF.	CODES AND STANDARDS
	.27/.30	S	-	-	F1	F1	F1	a	a	X2CR2 -01 -02	ASME III
	.42/.42	S	-	-	F1	F1	F1	a	a	X2CR2 -13 -14 X2CR4 -09 -10	ASME III

>0048/6 - copy of 0571n

TI APERTURE CARD

Also Available On Aperture Card

8805240295-303

MASTER
SEISMIC AND DYNAMIC QUALIFICATION SUMMA

DOCKET NO.: 50-424 & 50-425 UTILITY: GEORGIA P

PLANT NAME: VOGTLE ELECTRIC GENERATING PLANT

FOR EQUI

THE SUPPLIER IS: ____ A/E X NSSS

	EQUIPMENT				LOCATION		LOADS	
TAG NO.	TYPE AND DESCRIPTION	MANUFACTURER AND MODEL NO.	QUALIFICATION REPORT NO.	QUANTITY	BUILDING AND ELEVATION	MOUNTING	SEISMIC	OTH DYNA
2HV8994A -B	GV	WESTINGHOUSE EMD 8380D69	191613	2	AUXILIARY 119' 3"	WELDED	X	X
2HV8994A -B	MOTOR OPERATOR	LIMITORQUE SMB-000-5	HE-4	2	AUXILIARY 119' 3"	BOLTED	X	-
2120GU6037 -38	GV 3"	WESTINGHOUSE 8373D68	191603	2	AUXILIARY 119' 3"	WELDED	X	X
2HV9001A	GV 8"	WESTINGHOUSE EMD 8376D55	191613	1	AUXILIARY 195'	WELDED	X	X
2HV9001A	MOTOR OPERATOR	LIMITORQUE SMB-00-25	HE-4	1	AUXILIARY 195'	BOLTED	X	-

5005s/5 - copy of 0571n

LISTING
RY AND STATUS OF SAFETY RELATED EQUIPMENT

OWER COMPANY A/E: BECHTEL NSSS: WESTINGHOUSE

PMENT LISTED BELOW ____ OTHER SAFETY SYSTEM: CONTAINMENT SPRAY SYSTEM (ACTIVE VALVES)

ER MIC	CONSIDERED REQUIRED INPUT (ZPA) H/V	QUALIFICATION METHOD ANALYSIS	TEST FREQUENCY	TEST DIRECTION	LOWEST NATURAL FREQUENCY F/B (Hz)	S/S (Hz)	V (Hz)	STATUS QUALIFICATION	INSTALLATION	RRS FIGURE REF.	CODES AND STANDARDS
	2.1/2.1	S	-	-	F1	F1	F1	a	a	NOTE 4	ASME III
	NOTE 8	-	SF	SD	F1	F1	F1	a	a	NOTE 4	IEEE-323-74 382-72 382-80 344-75
	2.1/2.1	S	-	-	F1	F1	F1	a	a	NOTE 4	ASME III
	2.1/2.1	S	-	-	F1	F1	F1	a	a	NOTE 4	ASME III
	NOTE 8	-	SF	SD	F1	F1	F1	a	a	NOTE 4	IEEE-323-74 382-72 382-80 344-75

5005s/6 - copy of 0571n

TI
APERTURE
CARD

Also Available On
Aperture Card

8805240295-304

MASTE

SEISMIC AND DYNAMIC QUALIFICATION SUMM

PLANT NAME: VOGTLE ELECTRIC GENERATING PLANT

DOCKET NO.: 50-424 & 50-425

UTILITY: GEORGIA

THE SUPPLIER IS: ____ A/E

__X__ NSSS

FOR EQ

	EQUIPMENT				LOCATION		LOADS	
TAG NO.	TYPE AND DESCRIPTION	MANUFACTURER AND MODEL NO.	QUALIFICATION REPORT NO.	QUANTITY	BUILDING AND ELEVATION	MOUNTING	SEISMIC	OTHER DYN
2HV9001B	GV 8"	WESTINGHOUSE EMD 8376D55	191613	1	FUEL HANDLING 200'	WELDED	X	
2HV9001B	MOTOR OPERATOR	LIMITORQUE SMB-00-25	HE-4	1	FUEL HANDLING 200'	BOLTED	X	
2HV9002A	GV 10"	WESTINGHOUSE EMD 8380D68	427853	1	AUXILIARY 143' 6"	WELDED	X	
2HV9002A	MOTOR OPERATOR	LIMITORQUE SMB-0-15	HE-1	1	AUXILIARY 143' 6"	BOLTED	X	
2ZS09002A 2ZSC9002A	LIMIT SWITCH	NAMCO EA18012303	HE-3/6	2	AUXILIARY 143' 6"	BOLTED	X	

5005s/7 - copy of 0571n

R LISTING
ARY AND STATUS OF SAFETY RELATED EQUIPMENT

POWER COMPANY A/E: BECHTEL NSSS: WESTINGHOUSE

/PMENT LISTED BELOW ____ OTHER SAFETY SYSTEM: CONTAINMENT SPRAY SYSTEM (ACTIVE VALVES)

CONSIDERED		QUALIFICATION METHOD			LOWEST NATURAL FREQUENCY			STATUS		RRS	
HER AMIC	REQUIRED INPUT (ZPA) H/V	ANALYSIS	TEST FREQUENCY	TEST DIRECTION	F/B (HZ)	S/S (HZ)	V (HZ)	QUALIFICATION	INSTALLATION	FIGURE REF.	CODES AND STANDARDS
X	2.1/2.1	S	-	-	F1	F1	F1	a	a	NOTE 4	ASME III
-	NOTE 8	-	SF	SD	F1	F1	F1	a	a	NOTE 4	IEEE 323-74 382-72 382-80 344-75
X	2.1/2.1	S	-	-	F1	F1	F1	a	a	NOTE 4	ASME III
-	NOTE 8	-	SF	SD	F1	F1	F1	a	a	NOTE 4	IEEE 323-74 382-72 382-80 344-75
-	NOTE 8	-	SF	SD	F1	F1	F1	a	a	NOTE 4	IEEE 323-74 382-72 344-75

5005s/8 - copy of 0571n

TI
APERTURE
CARD

Also Available On
Aperture Card

8805240295-305

MASTER
SEISMIC AND DYNAMIC QUALIFICATION SUMMAR

DOCKET NO.: 50-424 & 50-425 UTILITY: GEORGIA PO

PLANT NAME: VOGTLE ELECTRIC GENERATING PLANT FOR EQUIP

THE SUPPLIER IS: ____ A/E X NSSS

	EQUIPMENT				LOCATION		LOADS C	
TAG NO.	TYPE AND DESCRIPTION	MANUFACTURER AND MODEL NO.	QUALIFICATION REPORT NO.	QUANTITY	BUILDING AND ELEVATION	MOUNT-ING	SEIS-MIC	OTHE DYNAM
2HV9002B	GV 10"	WESTINGHOUSE EMD 8380D68	427853	1	FUEL HANDLING 160'	WELDED	X	X
2HV9002B	MOTOR OPERATOR	LIMITORQUE SMB-0-15	HE-4	1	FUEL HANDLING 160'	BOLTED	X	-
2ZS09002B 2ZSC9002B	LIMIT SWITCH	NAMCO EA18012303	HE-3/6	2	FUEL HANDLING 160'	BOLTED	X	-
2HV9003A	GV 10"	WESTINGHOUSE EMD 8380D85	191613	1	AUXILIARY 143' 6"	WELDED	X	X
2HV9003A	MOTOR OPERATOR	LIMITORQUE SMB-0-15	HE-4	1	AUXILIARY 143' 6"	BOLTED	X	-

5005s/9 - copy of 0571n

LISTING
Y AND STATUS OF SAFETY RELATED EQUIPMENT

WER COMPANY A/E: BECHTEL NSSS: WESTINGHOUSE

MENT LISTED BELOW ____ OTHER SAFETY SYSTEM: CONTAINMENT SPRAY SYSTEN (ACTIVE VALVES)

ONSIDERED R IC	REQUIRED INPUT (ZPA) H/V	QUALIFICATION METHOD: ANALYSIS	QUALIFICATION METHOD: TEST FREQUENCY	QUALIFICATION METHOD: TEST DIRECTION	LOWEST NATURAL FREQUENCY: F/B (Hz)	LOWEST NATURAL FREQUENCY: S/S (Hz)	LOWEST NATURAL FREQUENCY: V (Hz)	STATUS: QUALIFICATION	STATUS: INSTALLATION	RRS: FIGURE REF.	CODES AND STANDARDS
	2.1/2.1	S	-	-	F1	F1	F1	a	a	NOTE 4	ASME III
	NOTE 8	-	SF	SD	F1	F1	F1	a	a	NOTE 4	IEEE 323-74 382-72 382-80 344-75
	NOTE 8	-	SF	SD	F1	F1	F1	a	a	NOTE 4	IEEE 323-74 382-72 344-75
	2.1/2.1	S	-	-	F1	F1	F1	a	a	NOTE 4	ASME III
	NOTE 8	-	SF	SD	F1	F1	F1	a	a	NOTE 4	IEEE 323-74 382-72 382-80 344-75

5005s/10 * copy of 0571n

TI
APERTURE
CARD

Also Available On
Aperture Card

8805240295 -306

MASTER
SEISMIC AND DYNAMIC QUALIFICATION SUMMA

DOCKET NO.: 50-424 & 50-425 UTILITY: GEORGIA P

PLANT NAME: VOGTLE ELECTRIC GENERATING PLANT

FOR EQUI

THE SUPPLIER IS: ____ A/E X NSSS

	EQUIPMENT				LOCATION		LOADS	
TAG NO.	TYPE AND DESCRIPTION	MANUFACTURER AND MODEL NO.	QUALIFICATION REPORT NO.	QUANTITY	BUILDING AND ELEVATION	MOUNTING	SEISMIC	OTH DYNA
2HV9003B	GV 10"	WESTINGHOUSE EMD 8380D85	191613	1	FUEL HANDLING 160'	WELDED	X	X
2HV9003B	MOTOR OPERATOR	LIMITORQUE SMB-0-15	HE-4	1	FUEL HANDLING 160'	BOLTED	X	-
21206U6015 -16	CV 8"	WESTINGHOUSE 8376D74	191603	2	CONTAINMENT 169'	WELDED	X	X
2HV9017A -B	GV 10"	WESTINGHOUSE EMD 8380D72	191613	2	AUXILIARY 119' 3"	WELDED	X	X
2HV9017A -B	MOTOR OPERATOR	LIMITORQUE SMB-0-15	HE-4	2	AUXILIARY 119' 3"	BOLTED	X	-

5005s/11 - copy of 0571n

LISTING
Y AND STATUS OF SAFETY RELATED EQUIPMENT

WER COMPANY A/E: BECHTEL NSSS: WESTINGHOUSE

MENT LISTED BELOW ____ OTHER SAFETY SYSTEM: CONTAINMENT SPRAY SYSTEM (ACTIVE VALVES)

CONSIDERED	QUALIFICATION METHOD			LOWEST NATURAL FREQUENCY			STATUS		RRS	
R IC REQUIRED INPUT (ZPA) H/V	ANALYSIS	TEST FREQUENCY	TEST DIRECTION	F/B (Hz)	S/S (Hz)	V (Hz)	QUALIFICATION	INSTALLATION	FIGURE REF	CODES AND STANDARDS
2.1/2.1	S	-	-	F1	F1	F1	a	a	NOTE 4	ASME III
NOTE 8	-	SF	SD	F1	F1	F1	a	a	NOTE 4	IEEE 323-74 382-72 382-80 344-75
2.1/2.1	S	-	-	F1	F1	F1	a	a	NOTE 4	ASME III
2.1/2.1	S	-	-	F1	F1	F1	a	a	NOTE 4	ASME III
NOTE 8	-	SF	SD	F1	F1	F1	a	a	NOTE 4	IEEE 323-74 382-72 382-80 344-75

5005s/12 - copy of 0571n

TI
APERTURE
CARD

Also Available On
Aperture Card

8805240295 -307

MASTER L

SEISMIC AND DYNAMIC QUALIFICATION SUMMARY

DOCKET NO.: 50-424 & 50-425 UTILITY: GEORGIA POW

PLANT NAME: VOGTLE ELECTRIC GENERATING PLANT FOR EQUIPM

THE SUPPLIER IS: ____ A/E X NSSS

	EQUIPMENT				LOCATION		LOADS CO	
TAG NO.	TYPE AND DESCRIPTION	MANUFACTURER AND MODEL NO.	QUALIFICATION REPORT NO.	QUANTITY	BUILDING AND ELEVATION	MOUNTING	SEISMIC	OTHER DYNAMI
2ZSC9017B 2ZSO9017B 2ZSC9017A 2ZSO9017A	LIMIT SWITCH	NAMCO EA18012303	HE-3/6	4	AUXILIARY 119' 3"	BOLTED	X	-
21206U6001 -8	CV 10"	WESTINGHOUSE 8380D71	191603	2	AUXILIARY 119' 3"	WELDED	X	X

5005s/13 - copy of 0571n

STING
AND STATUS OF SAFETY RELATED EQUIPMENT

ER COMPANY A/E: BECHTEL NSSS: WESTINGHOUSE

ENT LISTED BELOW ____ OTHER SAFETY SYSTEM: CONTAINMENT SPRAY SYSTEM (ACTIVE VALVES)

NSIDERED REQUIRED INPUT (ZPA) H/V	QUALIFICATION METHOD: ANALYSIS	QUALIFICATION METHOD: TEST FREQUENCY	QUALIFICATION METHOD: TEST DIRECTION	LOWEST NATURAL FREQUENCY: F/B (Hz)	LOWEST NATURAL FREQUENCY: S/S (Hz)	LOWEST NATURAL FREQUENCY: V (Hz)	STATUS: QUALIFICATION	STATUS: INSTALLATION	RRS: FIGURE REF.	CODES AND STANDARDS
NOTE 8	-	SF	SD	F1	F1	F1	a	a	NOTE 4	IEEE 323-74 382-72 344-75
2.1/2.1	S	-	-	F1	F1	F1	a	a	NOTE 4	ASME III

5005s/14 - copy of 057in

TI
APERTURE
CARD

Also Available On
Aperture Card

8805240295-308

MASTE

SEISMIC AND DYNAMIC QUALIFICATION SUMM

DOCKET NO.: 50-424 & 50-425 UTILITY: GEORGIA

PLANT NAME: VOGTLE ELECTRIC GENERATING PLANT FOR EQU

THE SUPPLIER IS: ___ A/E X NSSS

	EQUIPMENT				LOCATION		LOADS	
TAG NO.	TYPE AND DESCRIPTION	MANUFACTURER AND MODEL NO.	QUALIFICATION REPORT NO.	QUANTITY	BUILDING AND ELEVATION	MOUNTING	SEISMIC	OTHER DYN
2TE410A -B 2TE411A -B 2TE420A -B 2TE421A -B	RESIST. TEMP DETECTORS	WESTINGHOUSE RDF 21204	ESE-5	8	CONTAINMENT 169'	BOLTED	X	
2TE430A -B 2TE431A -B 2TE440A -B 2TE441A -B	RESIST. TEMP DETECTORS	WESTINGHOUSE RDF 21204	ESE-5	8	CONTAINMENT 169'	BOLTED	X	
2TE413A -B 2TE423A -B 2TE433A -B 2TE443A -B	RESIST. TEMP. DETECTOR	WESTINGHOUSE RDF 21205	ESE-6	8	CONTAINMENT 169'	BOLTED	X	
2TE1313 -14 -15 -16 -17 -18 -19 -23	RESIST. TEMP. DETECTOR	MINCO S8809 S8810 S8810-1	ESE-42	8	CONTAINMENT 169' 195'	STRAPS	X	
2TE1324 -25 -26 -27 -28 -29	RESIST. TEMP. DETECTOR	MINCO S8809 S8810 S8810-1	ESE-42	6	CONTAINMENT 169' 195'	STRAPS	X	

5006s/5 - copy of 0571n

LISTING
RY AND STATUS OF SAFETY RELATED EQUIPMENT

OWER COMPANY A/E: BECHTEL NSSS: WESTINGHOUSE

PMENT LISTED BELOW ____ OTHER SAFETY SYSTEM: ELECTRICAL & INSTRUMENTATION EQUIPMENT

CONSIDERED		QUALIFICATION METHOD			LOWEST NATURAL FREQUENCY			STATUS		RPS	
ER AMIC	REQUIRED INPUT (ZPA) H/V	ANALYSIS	TEST FREQUENCY	TEST DIRECTION	F/B (Hz)	S/S (Hz)	V (Hz)	QUALIFICATION	INSTALLATION	FIGURE REF.	CODES AND STANDARDS
	NOTE 7	-	SF	MD	F1	F1	F1	a	a	NOTE 4	IEEE-344-75
	NOTE 7	-	SF	MD	F1	F1	F1	a	a	NOTE 4	IEEE-344-75
	NOTE 7	-	SF	MD	F1	F1	F1	a	a	NOTE 4	IEEE-344-75
	NOTE 7	-	MF	MD	F1	F1	F1	a	a	NOTE 4	IEEE-344-75
	NOTE 7	-	MF	MD	F1	F1	F1	a	a	NOTE 4	IEEE-344-75

5006s/6 - copy of 0571n

TI
APERTURE
CARD

Also Available On
Aperture Card

8805240295 -309

MASTER
SEISMIC AND DYNAMIC QUALIFICATION SUMMAR

DOCKET NO.: 50-424 & 50-425 UTILITY: GEORGIA PO

PLANT NAME: VOGTLE ELECTRIC GENERATING PLANT

FOR EQUIP

THE SUPPLIER IS: ____ A/E X NSSS

	EQUIPMENT				LOCATION		LOADS C	
TAG NO.	TYPE AND DESCRIPTION	MANUFACTURER AND MODEL NO.	QUALIFICATION REPORT NO.	QUANTITY	BUILDING AND ELEVATION	MOUNTING	SEISMIC	OTHE DYNAM
2LT102 -104 -1310 -1311 -1312 -1321	LEVEL TRANSMITTER	BARTON 752	ESE-4	6	AUXILIARY 119' 3" 170' 6"	BOLTED	X	-
2LT1320 -1322	LEVEL TRANSMITTER	BARTON 752	ESE-4	2	FUEL HANDLING 179'	BOLTED	X	-
2LT-459 -460 -501 -502 -503 -504 -549	LEVEL TRANSMITTER	VARITRAK 76DP2	ESE-3B	7	CONTAINMENT 169' 220'	BOLTED	X	-
2LT-461 -517 -518 -519 -527	DIFF PRESSURE TRANSMITTER	TOBAR- 32DP1	EQ&T - EQT 2103 ESE-3C E03C	5	CONTAINMENT 220'	BOLTED	X	-
2LT-528 -529 -537 -538 -539	DIFF PRESSURE TRANSMITTER	TOBAR- 32DP1	EQ&T - EQT 2103 ESE-3C E03C	5	CONTAINMENT 220'	BOLTED	X	-

5006s/7 - copy of 0571n

LISTING
Y AND STATUS OF SAFETY RELATED EQUIPMENT

WER COMPANY A/E: BECHTEL NSSS: WESTINGHOUSE

MENT LISTED BELOW ___ OTHER SAFETY SYSTEM: ELECTRICAL & INSTRUMENTATION EQUIPMENT

ONSIDERED		QUALIFICATION METHOD			LOWEST NATURAL FREQUENCY			STATUS		RRS	
R (C	REQUIRED INPUT (ZPA) H/V	ANALYSIS	TEST FREQUENCY	TEST DIRECTION	F/B (Hz)	S/S (Hz)	V (Hz)	QUALIFICATION	INSTALLATION	FIGURE REF.	CODES AND STANDARDS
	NOTE 7	-	MF	MD	NOTE 6	NOTE 6	NOTE 6	a	a	NOTE 7	IEEE-344-75
	NOTE 7	-	MF	MD	NOTE 6	NOTE 6	NOTE 6	a	a	NOTE 7	IEEE-344-75
	NOTE 7	-	MF	MD	NOTE 6	NOTE 6	NOTE 6	a	a	NOTE 7	IEEE-344-75
	0.8/0.9	S	MF	MD	NOTE 6	NOTE 6	NOTE 6	a	a	X2CR6-01 -02 -03 -04	IEEE-344-75
	0.8/0.9	S	MF	MD	NOTE 6	NOTE 6	NOTE 6	a	a	X2CR6-01 -02 -03 -04	IEEE-344-75

5006s/8 - copy of 0571n

TI
APERTURE
CARD

Also Available On
Aperture Card

8805240295 -3/0

MASTER
SEISMIC AND DYNAMIC QUALIFICATION SUMMA

DOCKET NO.: 50-424 & 50-425 UTILITY: GEORGIA P

PLANT NAME: VOGTLE ELECTRIC GENERATING PLANT

FOR EQUI

THE SUPPLIER IS: ____ A/E X NSSS

	EQUIPMENT				LOCATION		LOADS
TAG NO.	TYPE AND DESCRIPTION	MANUFACTURER AND MODEL NO.	QUALIFICATION REPORT NO.	QUANTITY	BUILDING AND ELEVATION	MOUNTING	SEISMIC	OTHER DYNAM
2LT-547 -548 -549	DIFF PRESSURE TRANSMITTER	TOBAR- 320P1	EQ&T - EQT 2103 ESE-3C E03C	3	CONTAINMENT 169' 220'	BOLTED	X	-
2LT-552 -553 -554	DIFF PRESSURE TRANSMITTER	TOBAR- 320P1	EQ&T - EQT 2103 ESE-3C E03C	3	CONTAINMENT 169' 220'	BOLTED	X	-

5006s/9 - copy of 0571n

LISTING
Y AND STATUS OF SAFETY RELATED EQUIPMENT

WER COMPANY A/E: BECHTEL NSSS: WESTINGHOUSE

MENT LISTED BELOW ____ OTHER SAFETY SYSTEM: ELECTRICAL & INSTRUMENTATION EQUIPMENT

CONSIDERED	QUALIFICATION METHOD			LOWEST NATURAL FREQUENCY			STATUS		RRS	
REQUIRED INPUT (ZPA) H/V	ANALYSIS	TEST FREQUENCY	TEST DIRECTION	F/B (Hz)	S/S (Hz)	V (Hz)	QUALIFICATION	INSTALLATION	FIGURE REF.	CODES AND STANDARDS
0.8/0.9	S	MF	MD	NOTE 6	NOTE 6	NOTE 6	a	a	X2CR6-01 -02 -04	IEEE-344-75
0.8/0.9	S	MF	MD	NOTE 6	NOTE 6	NOTE 6	a	a	X2CR6-01 -02 -03 -03 -04	IEEE-344-75

5006s/10 - copy of 0571n

TI
APERTURE
CARD

Also Available On
Aperture Card

8805240295 -3/(

MASTER
SEISMIC AND DYNAMIC QUALIFICATION SUMMAR

DOCKET NO.: 50-424 & 50-425 UTILITY: GEORGIA PO

PLANT NAME: VOGTLE ELECTRIC GENERATING PLANT

FOR EQUIP

THE SUPPLIER IS: ____ A/E X NSSS

	EQUIPMENT				LOCATION		LOADS C	
TAG NO.	TYPE AND DESCRIPTION	MANUFACTURER AND MODEL NO.	QUALIFICATION REPORT NO.	QUANTITY	BUILDING AND ELEVATION	MOUNT-ING	SEIS-MIC	OTHE DYNAM
2LT102 -104 -1310 -1311 -1312 -1321	LEVEL TRANSMITTER	BARTON 752	ESE-4	6	AUXILIARY 119' 3" 170' 6"	BOLTED	X	-
2LT1320 -1322	LEVEL TRANSMITTER	BARTON 752	ESE-4	2	FUEL HANDLING 179'	BOLTED	X	-
2LT-459 -460 -501 -502 -503 -504 -549	LEVEL TRANSMITTER	VARITRAK 76DP2	ESE-3B	7	CONTAINMENT 169' 220'	BOLTED	X	-
2LT-461 -517 -518 -519 -527	DIFF PRESSURE TRANSMITTER	TOBAR- 32DP1	EQ&T - EQT 2103 ESE-3C E03C	5	CONTAINMENT 220'	BOLTED	X	-
2LT-528 -529 -537 -538 -539	DIFF PRESSURE TRANSMITTER	TOBAR- 32DP1	EQ&T - EQT 2103 ESE-3C E03C	5	CONTAINMENT 220'	BOLTED	X	-

5006s/7 - copy of 0571n

LISTING
Y AND STATUS OF SAFETY RELATED EQUIPMENT

WER COMPANY A/E: BECHTEL NSSS: WESTINGHOUSE

MENT LISTED BELOW ____ OTHER SAFETY SYSTEM: ELECTRICAL & INSTRUMENTATION EQUIPMENT

ONSIDERED R IC	REQUIRED INPUT (ZPA) H/V	QUALIFICATION METHOD: ANALYSIS	QUALIFICATION METHOD: TEST FREQUENCY	QUALIFICATION METHOD: TEST DIRECTION	LOWEST NATURAL FREQUENCY: F/B (Hz)	LOWEST NATURAL FREQUENCY: S/S (Hz)	LOWEST NATURAL FREQUENCY: V (Hz)	STATUS: QUALIFICATION	STATUS: INSTALLATION	RRS: FIGURE REF.	CODES AND STANDARDS
	NOTE 7	-	MF	MD	NOTE 6	NOTE 6	NOTE 6	a	a	NOTE 7	IEEE-344-75
	NOTE 7	-	MF	MD	NOTE 6	NOTE 6	NOTE 6	a	a	NOTE 7	IEEE-344-75
	NOTE 7	-	MF	MD	NOTE 6	NOTE 6	NOTE 6	a	a	NOTE 7	IEEE-344-75
	0.8/0.9	S	MF	MD	NOTE 6	NOTE 6	NOTE 6	a	a	X2CR6-01 -02 -03 -04	IEEE-344-75
	0.8/0.9	S	MF	MD	NOTE 6	NOTE 6	NOTE 6	a	a	X2CR6-01 -02 -03 -04	IEEE-344-75

5006s/8 - copy of 0571n

TI
APERTURE
CARD

Also Available On
Aperture Card

8805240295 -3/0

MASTER
SEISMIC AND DYNAMIC QUALIFICATION SUMMA

DOCKET NO.: 50-424 & 50-425 UTILITY: GEORGIA P

PLANT NAME: VOGTLE ELECTRIC GENERATING PLANT FOR EQUI

THE SUPPLIER IS: ____ A/E X NSSS

	EQUIPMENT				LOCATION		LOADS	
TAG NO.	TYPE AND DESCRIPTION	MANUFACTURER AND MODEL NO.	QUALIFICATION REPORT NO.	QUANTITY	BUILDING AND ELEVATION	MOUNTING	SEISMIC	OTHER DYNA
2LT-547 -548 -549	DIFF PRESSURE TRANSMITTER	TOBAR- 32DP1	EQ&T - EQT 2103 ESE-3C E03C	3	CONTAINMENT 169' 220'	BOLTED	X	-
2LT-552 -553 -554	DIFF PRESSURE TRANSMITTER	TOBAR- 32DP1	EQ&T - EQT 2103 ESE-3C E03C	3	CONTAINMENT 169' 220'	BOLTED	X	-

5006s/9 - copy of 0571n

LISTING
Y AND STATUS OF SAFETY RELATED EQUIPMENT

WER COMPANY A/E: BECHTEL NSSS: WESTINGHOUSE

MENT LISTED BELOW ____ OTHER SAFETY SYSTEM: ELECTRICAL & INSTRUMENTATION EQUIPMENT

ONSIDERED	QUALIFICATION METHOD			LOWEST NATURAL FREQUENCY			STATUS		RRS	
R MIC REQUIRED INPUT (ZPA) H/V	ANALYSIS	TEST FREQUENCY	TEST DIRECTION	F/B (Hz)	S/S (Hz)	V (Hz)	QUALIF.CATION	INSTALLATION	FIGURE REF.	CODES AND STANDARDS
0.8/0.9	S	MF	MD	NOTE 6	NOTE 6	NOTE 6	a	a	X2CR6-01 -02 -04	IEEE-344-75
0.8/0.9	S	MF	MD	NOTE 6	NOTE 6	NOTE 6	a	a	X2CR6-01 -02 -03 -03 -04	IEEE-344-75

5006s/10 - copy of 0571n

TI
APERTURE
CARD

Also Available On
Aperture Card

8805240295 -3/(

MASTER
SEISMIC AND DYNAMIC QUALIFICATION SUMMA

DOCKET NO.: 50-424 & 50-425 UTILITY: GEORGIA P

PLANT NAME: VOGTLE ELECTRIC GENERATING PLANT

FOR EQUI

THE SUPPLIER IS: ____ A/E X NSSS

	EQUIPMENT				LOCATION		LOADS	
TAG NO.	TYPE AND DESCRIPTION	MANUFACTURER AND MODEL NO.	QUALIFICATION REPORT NO.	QUANTITY	BUILDING AND ELEVATION	MOUNTING	SEISMIC	OTH DYNA
2LT990 -1 -2 -3	LEVEL TRANSMITTER	VERITRAK 76DP1	ESE-4	4	OUTSIDE 232'	BOLTED	X	-
2PT408 -418	PRESSURE TRANSMITTER	BARTON 753	ESE-2	2	AUXILIARY 170' 6"	BOLTED	X	-
2PT428 -438	PRESSURE TRANSMITTER	TOBAR 32PG2	ESE-2C	2	AUXILIARY 170' 6"	BOLTED	X	-
2PT-934 -935 -936 -937	PRESSURE TRANSMITTER	TOBAR 32PA1	ESE-1C	4	AUXILIARY 170' 6"	BOLTED	X	-
2PT-455 -456 -457 -458	PRESSURE TRANSMITTER	VERITRAK 76PH2	ESE-1B	4	CONTAINMENT 169'	BOLTED	X	-

5006s/11 - copy of 0571n

LISTING
Y AND STATUS OF SAFETY RELATED EQUIPMENT

WER COMPANY A/E: BECHTEL NSSS: WESTINGHOUSE

PMENT LISTED BELOW ____ OTHER SAFETY SYSTEM: ELECTRICAL & INSTRUMENTATION EQUIPMENT

ONSIDERED R IC	QUALIFICATION METHOD				LOWEST NATURAL FREQUENCY			STATUS		RRS	
	REQUIRED INPUT (ZPA) H/V	ANALYSIS	TEST FREQUENCY	TEST DIRECTION	F/B (HZ)	S/S (HZ)	V (HZ)	QUALIFICATION	INSTALLATION	FIGURE REF.	CODES AND STANDARDS
	NOTE)	-	MF	MD	NOTE 6	NOTE 6	NOTE 6	a	a	NOTE 7	IEEE-344-75
	NOTE 7	-	MF	MD	NOTE 6	NOTE 6	NOTE 6	a	a	NOTE 7	IEEE-344-75
	NOTE 7	-	MF	MD	NOTE 6	NOTE 6	NOTE 6	a	a	NOTE 7	IEEE-344-75
	NOTE 7	-	MF	MD	NOTE 6	NOTE 6	NOTE 6	a	a	NOTE 7	IEEE-344-75
	NOTE 7	-	MF	MD	NOTE 6	NOTE 6	NOTE 6	a	a	NOTE 7	IEEE-344-75

5006s/12 - copy of 0571n

TI
APERTURE
CARD

Also Available On
Aperture Card

8805240295-312

MASTER
SEISMIC AND DYNAMIC QUALIFICATION SUMMA

DOCKET NO.: 50-424 & 50-425 UTILITY: GEORGIA P

PLANT NAME: VOGTLE ELECTRIC GENERATING PLANT FOR EQUI

THE SUPPLIER IS: ____ A/E X NSSS

	EQUIPMENT				LOCATION		LOADS	
TAG NO.	TYPE AND DESCRIPTION	MANUFACTURER AND MODEL NO.	QUALIFICATION REPORT NO.	QUANTITY	BUILDING AND ELEVATION	MOUNTING	SEISMIC	OTH DYNA
2PI-505 -506	PRESSURE TRANSMITTER	VERITRAK 76PG1	ESE-2	2	TURBINE 260'	BOLTED	X	-
2PI514 -515 -516 -544 -545 -546	PRESSURE TRANSMITTER	VERITRAK 76PG1	ESE-2	6	AUXILIARY 195' 220'	BOLTED	X	-
2PT524 -525 -526 -534 -535 -536	PRESSURE TRANSMITTER	VERTRAK 76PG1	ESE-2	6	CONTROL 200'	BOLTED	X	-
2PT934 -936	PRESSURE TRANSMITTER	BARTON 752	ESE-4	2	FUEL HANDLING 179' 200'	BOLTED	X	-
2PT935 -937	PRESSURE TRANSMITTER	BARTON 752	ESE-4	2	AUXILIARY 170' 6"	BOLTED	X	-

LISTING
RY AND STATUS OF SAFETY RELATED EQUIPMENT

OWER COMPANY A/E: BECHTEL NSSS: WESTINGHOUSE

PAGE: 29 OF 86

PMENT LISTED BELOW ____ OTHER SAFETY SYSTEM: ELECTRICAL & INSTRUMENTATION EQUIPMENT

CONSIDERED		QUALIFICATION METHOD			LOWEST NATURAL FREQUENCY			STATUS		RRS	
ER MIC	REQUIRED INPUT (ZPA) H/V	ANALYSIS	TEST FREQUENCY	TEST DIRECTION	F/B (Hz)	S/S (Hz)	V (Hz)	QUALIFICATION	INSTALLATION	FIGURE REF.	CODES AND STANDARDS
	NOTE 7	-	MF	MD	NOTE 6	NOTE 6	NOTE 6	a	b	NOTE 7	IEEE-344-75
	NOTE 7	-	MF	MD	NOTE 6	NOTE 6	NOTE 6	a	a	NOTE 7	IEEE-344-75
	NOTE 7	-	MF	MD	NOTE 6	NOTE 6	NOTE 6	a	a	NOTE 7	IEEE-344-75
	NOTE 7	-	MF	MD	NOTE 6	NOTE 6	NOTE 6	a	a	NOTE 7	IEEE-344-75
	NOTE 7	-	MF	MD	NOTE 6	NOTE 6	NOTE 6	a	a	NOTE 7	IEEE-344-75

5006s/14 - copy of 0571n

TI
APERTURE
CARD

Also Available On
Aperture Card

8805240295-313

MASTER LIS
SEISMIC AND DYNAMIC QUALIFICATION SUMMARY A

PLANT NAME: VOGTLE ELECTRIC GENERATING PLANT DOCKET NO.: 50-424 & 50-425 UTILITY: GEORGIA POWER

THE SUPPLIER IS: ____ A/E X NSSS FOR EQUIPMEN

	EQUIPMENT				LOCATION		LOADS CONS	
TAG NO.	TYPE AND DESCRIPTION	MANUFACTURER AND MODEL NO.	QUALIFICATION REPORT NO.	QUANTITY	BUILDING AND ELEVATION	MOUNTING	SEISMIC	OTHER DYNAMIC
2PX-934 -5 -6 -7	PRESSURE SENSOR	BARTON 351	ESE-4	4	CONTAINMENT 169' 195' 220'	BOLTED	X	-
2FT-138	FLOW TRANSMITTER	BARTON 764	ESE-3A	1	AUXILIARY 220'	BOLTED	X	-
2FT406 -407	FLOW TRANSMITTER	BARTON 764	ESE-3A	2	CONTAINMENT 169'	BOLTED	X	-
2FT414 -415 -416 -424 -425 -426 -434 -435	FLOW TRANSMITTER	VERITRAK 76DP1	ESE 4	8	CONTAINMENT 169'	BOLTED	X	-
2FT436 -444 -445 -446	FLOW TRANSMITTER	VERITRAK 76DP1	ESE 4	4	CONTAINMENT 169'	BOLTED	X	-

TING
ND STATUS OF SAFETY RELATED EQUIPMENT

COMPANY A/E: BECHTEL NSSS: WESTINGHOUSE

T LISTED BELOW ____ OTHER SAFETY SYSTEM: ELECTRICAL & INSTRUMENTATION EQUIPMENT

IDERED REQUIRED INPUT (ZPA) H/V	QUALIFICATION METHOD			LOWEST NATURAL FREQUENCY			STATUS		RRS	
	ANALYSIS	TEST FREQUENCY	TEST DIRECTION	F/B (Hz)	S/S (Hz)	V (Hz)	QUALIFICATION	INSTALLATION	FIGURE REF.	CODES AND STANDARDS
NOTE 7	-	MF	MD	NOTE 6	NOTE 6	NOTE 6	a	a	NOTE 7	IEEE-344-75
NOTE 7	-	MF	MD	NOTE 6	NOTE 6	NOTE 6	a	b	NOTE 7	IEEE-344-75
NOTE 7	-	MF	MD	NOTE 6	NOTE 6	NOTE 6	a	a	NOTE 7	IEEE-344-75
NOTE 7	-	MF	MD	NOTE 6	NOTE 6	NOTE 6	a	a	NOTE 7	IEEE-344-75
NOTE 7	-	MF	MD	NOTE 6	NOTE 6	NOTE 6	a	a	NOTE 7	IEEE-344-75

5006s/16 - copy of 0571n

TI
APERTURE
CARD

Also Available On
Aperture Card

8805240295 -314

MASTER
SEISMIC AND DYNAMIC QUALIFICATION SUMMA

DOCKET NO.: 50-424 & 50-425 UTILITY: GEORGIA P

PLANT NAME: VOGTLE ELECTRIC GENERATING PLANT

FOR EQUI

THE SUPPLIER IS: ____ A/E X NSSS

	EQUIPMENT				LOCATION		LOADS	
TAG NO.	TYPE AND DESCRIPTION	MANUFACTURER AND MODEL NO.	QUALIFICATION REPORT NO.	QUANTITY	BUILDING AND ELEVATION	MOUNTING	SEISMIC	OTH DYNA
2FT512 -513 -522 -523 -532 -533 -542 -543	FLOW TRANSMITTER	TOBAR 32DP1	ESE-3C	8	CONTAINMENT 220'	BOLTED	X	-
2FT918 -922	FLOW TRANSMITTER	TOBAR 32DP1	ESE-3C	2	AUXILIARY 170' 6"	BOLTED	X	-
2LI102A -104A -459A -460A -461 -501 -502 -503	PAMS INDICATOR	WESTINGHOUSE VX 252	ESE-14	8	CONTROL 220'	BOLTED	X	-
2LI504 -517 -518 -519 -527 -528 -529 -537	PAMS INDICATOR	WESTINGHOUSE VX 252	ESE-14	8	CONTROL 220'	BOLTED	X	-
2LI538 -539 -547 -548 -549 -990A, B -991A, B -992	PAMS INDICATOR	WESTINGHOUSE VX 252	ESE-14	10	CONTROL 220'	BOLTED	X	-

LISTING
RY AND STATUS OF SAFETY RELATED EQUIPMENT

OWER COMPANY A/E: BECHTEL NSSS: WESTINGHOUSE

PMENT LISTED BELOW ____ OTHER SAFETY SYSTEM: ELECTRICAL & INSTRUMENTATION EQUIPMENT

ER MIC	CONSIDERED REQUIRED INPUT (ZPA) H/V	QUALIFICATION METHOD ANALYSIS	TEST FREQUENCY	TEST DIRECTION	LOWEST NATURAL FREQUENCY F/B (Hz)	S/S (Hz)	V (Hz)	STATUS QUALIFICATION	INSTALLATION	RRS FIGURE REF.	CODES AND STANDARDS
	NOTE 7	-	MF	MD	NOTE 6	NOTE 6	NOTE 6	a	a	NOTE 7	IEEE-344-75
	NOTE 7	-	MF	MD	NOTE 6	NOTE 6	NOTE 6	a	a	NOTE 7	IEEE-344-75
	NOTE 7	-	MF	MD	NOTE 6	NOTE 6	NOTE 6	a	a	NOTE 7	IEEE-344-75
	NOTE 7	-	MF	MD	NOTE 6	NOTE 6	NOTE 6	a	a	NOTE 7	IEEE-344-75
	NOTE 7	-	MF	MD	NOTE 6	NOTE 6	NOTE 6	a	a	NOTE 7	IEEE-344-75

5006s/18 - copy of 0571n

TI
APERTURE
CARD

Also Available On
Aperture Card

8805240295 - 315

MASTER
SEISMIC AND DYNAMIC QUALIFICATION SUMMA

PLANT NAME: VOGTLE ELECTRIC GENERATING PLANT DOCKET NO.: 50-424 & 50-425 UTILITY: GEORGIA P

THE SUPPLIER IS: ____ A/E X NSSS FOR EQUI

	EQUIPMENT				LOCATION		LOADS	
TAG NO.	TYPE AND DESCRIPTION	MANUFACTURER AND MODEL NO.	QUALIFICATION REPORT NO.	QUANTITY	BUILDING AND ELEVATION	MOUNTING	SEISMIC	OTH DYNA
2LI993 2PI408 -418 -428 -438 -514A -515A -516A	PAMS INDICATOR	WESTINGHOUSE VX 252	ESE-14	8	CONTROL 220'	BOLTED	X	
2PI524A -525A -526A -534A -535A -536A -544A -545A	PAMS INDICATOR	WESTINGHOUSE VX 252	ESE-14	8	CONTROL 220'	BOLTED	X	
2PI546A	PAMS INDICATOR	WESTINGHOUSE VX 252	ESE-14	1	CONTROL 220'	BOLTED	X	
2PI934 -5 -6 -7 2TI413A -B -423A -B	PAMS INDICATOR	WESTINGHOUSE VX252	ESE-14	8	CONTROL 220'	BOLTED	X	
2TI433A -B -443A -B 2FI618A -619A -917A -918	PAMS INDICATOR	WESTINGHOUE VX252	ESE-14	8	CONTROL 220'	BOLTED	X	

5006s/19 - copy of 0571n

LISTING
RY AND STATUS OF SAFETY RELATED EQUIPMENT

OWER COMPANY A/E: BECHTEL NSSS: WESTINGHOUSE

PMENT LISTED BELOW ____ OTHER SAFETY SYSTEM: ELECTRICAL & INSTRUMENTATION EQUIPMENT

ER MIC	CONSIDERED REQUIRED INPUT (ZPA) H/V	QUALIFICATION METHOD ANALYSIS	TEST FREQUENCY	TEST DIRECTION	LOWEST NATURAL FREQUENCY F/B (HZ)	S/S (HZ)	V (HZ)	STATUS QUALIFICATION	INSTALLATION	RRS FIGURE REF.	CODES AND STANDARDS
	NOTE 7	-	MF	MD	NOTE 6	NOTE 6	NOTE 6	a	a	NOTE 7	IEEE-344-75
	NOTE 7	-	MF	MD	NOTE 6	NOTE 6	NOTE 6	a	a	NOTE 7	IEEE-344-75
	NOTE 7	-	MF	MD	NOTE 6	NOTE 6	NOTE 6	a	a	NOTE 7	IEEE-344-75
	NOTE 7	-	MF	MD	NOTE 6	NOTE 6	NOTE 6	a	a	NOTE 7	IEEE-344-75
	NOTE 7	-	MF	MD	NOTE 6	NOTE 6	NOTE 6	a	a	NOTE 7	IEEE-344-75

3006s/20 - copy of 0571n

TI
APERTURE
CARD

Also Available On
Aperture Card

8805240295 -316

MASTER L
SEISMIC AND DYNAMIC QUALIFICATION SUMMARY

DOCKET NO.: 50-424 & 50-425 UTILITY: GEORGIA POW

PLANT NAME: VOGTLE ELECTRIC GENERATING PLANT

FOR EQUIPM

THE SUPPLIER IS: ____ A/E X NSSS

	EQUIPMENT				LOCATION		LOADS CO	
TAG NO.	TYPE AND DESCRIPTION	MANUFACTURER AND MODEL NO.	QUALIFICATION REPORT NO.	QUANTITY	BUILDING AND ELEVATION	MOUNT-ING	SEIS-MIC	OTHER DYNAMI
2FI922	PAMS INDICATOR	WESTINGHOUSE VX252	ESE-14	1	CONTROL 220'	BOLTED	X	-
2ZIS1310 -11 -12 -20 -21 -22	DIFFERENTIAL PRESSURE INDICATING SWITCH	BARTON 581	ESE-49A (GROUP A)	6	AUXILIARY 170' 6"	BOLTED	X	-
2LX1310 -11 -12 -20 -21 -22	PAMS HIGH VOLUME SENSORS	BARTON 353	ESE-48	6	CONTAINMENT 169' 195'	BOLTED	X	-
21206P6001M01 -2M01	CONTAIN SPRAY PUMP MOTOR	WESTINGHOUSE TEWC	AE-2	2	AUXILIARY 119' 3"	BOLTED	X	-
21213P6012M01	SPENT FUEL PIT COOLING PUMP MOTOR	WESTINGHOUSE TYPE T	AE-1	1	AUXILIARY 195'	BOLTED	X	-

STING
AND STATUS OF SAFETY RELATED EQUIPMENT

R COMPANY A/E: BECHTEL NSSS: WESTINGHOUSE

NT LISTED BELOW ____ OTHER SAFETY SYSTEM: ELECTRICAL & INSTRUMENTATION EQUIPMENT

SIDERED REQUIRED INPUT (ZPA) H/V	QUALIFICATION METHOD: ANALYSIS	TEST FREQUENCY	TEST DIRECTION	LOWEST NATURAL FREQUENCY: F/B (Hz)	S/S (Hz)	V (Hz)	STATUS: QUALIFICATION	INSTALLATION	RRS: FIGURE REF.	CODES AND STANDARDS
NOTE 7	-	MF	MD	NOTE 6	NOTE 6	NOTE 6	a	a	NOTE 7	IEEE-344-75
NOTE 7	-	MF	MD	NOTE 6	NOTE 6	NOTE 6	a	a	NOTE 7	IEEE-344-75
NOTE 7	-	MF	MD	NOTE 6	NOTE 6	NOTE 6	a	a	NOTE 7	IEEE-344-75
.27/.30	S	-	-	F1	F1	F1	a	a	X2CR2 -01 -02	IEEE-323-74 -344-75
.35/.30	S	-	-	F1	F1	F1	a	d	X2CR2 -13 -14	IEEE-323-74 -344-75

0006s/22 - copy of 0571n

TI
APERTURE
CARD

Also Available On
Aperture Card

MASTE

SEISMIC AND DYNAMIC QUALIFICATION SUMM

DOCKET NO.: 50-424 & 50-425 UTILITY: GEORGIA

PLANT NAME: VOGTLE ELECTRIC GENERATING PLANT

THE SUPPLIER IS: ____ A/E X NSSS FOR EQU

	EQUIPMENT				LOCATION		LOADS	
TAG NO.	TYPE AND DESCRIPTION	MANUFACTURER AND MODEL NO.	QUALIFICATION REPORT NO.	QUANTITY	BUILDING AND ELEVATION	MOUNTING	SEISMIC	OT DYN
21213P6005M01	SPENT FUEL PIT COOLING PUMP MOTOR	WESTINGHOUSE TYPE T	AE-1	1	FUEL HANDLING 200'	BOLTED	X	
21605Q5STA -B	SAFEGUARD TEST CABINETS	WESTINGHOUSE	ESE-16	2	CONTROL 220'	BOLTED	X	
21601Q5MCB	MAIN CONTROL BOARD	ELECTRONIC POWER & CONTROL	ESE-25	1	CONTROL 220'	WELDED	X	
21602Q5NIR	NUCLEAR INSTRUMENTATION SYSTEM (POWER RANGE CH)	WESTINGHOUSE	ESE-10	1	CONTROL 220'	BOLTED	X	
21606S6002	REACTOR TRIP SWITCHGEAR	WESTINGHOUSE DS 416	ESE-20	1	CONTROL 180'	BOLTED	X	

5006s/23 - copy of 0571n

R LISTING
ARY AND STATUS OF SAFETY RELATED EQUIPMENT

POWER COMPANY A/E: BECHTEL NSSS: WESTINGHOUSE

PMENT LISTED BELOW ____ OTHER SAFETY SYSTEM: ELECTRICAL & INSTRUMENTATION EQUIPMENT

CONSIDERED		QUALIFICATION METHOD			LOWEST NATURAL FREQUENCY			STATUS		RRS	
ER AMIC	REQUIRED INPUT (ZPA) H/V	ANALYSIS	TEST FREQUENCY	TEST DIRECTION	F/B (Hz)	S/S (Hz)	V (Hz)	QUALIFICATION	INSTALLATION	FIGURE REF.	CODES AND STANDARDS
	.42/.42	S	-	-	F1	F1	F1	a	a	X2CR4 -09 -10	IEEE-323-74 -344-75
	.38/.42	-	MF	MD	F3	F3	F1	a	b	X2CR3 -09 -10	IEEE-344-75
	.38/.42	D	-	-	F3	F3	F1	a	a	X2CR3 -09 -10	IEEE-344-75
	NOTE 2	-	SF	SD	F3	F3	F1	a	b	NOTE 4	IEEE-344-75
	.35/.40	-	MF	MD	F3	F3	F1	a	b	X2CR3 -01 -02	IEEE-344-75

5006s/24 - copy of 0571n

TI
APERTURE
CARD

Also Available On
Aperture Card

8805240295 -318

MASTER
SEISMIC AND DYNAMIC QUALIFICATION SUMMA

PLANT NAME: VOGTLE ELECTRIC GENERATING PLANT DOCKET NO.: 50-424 & 50-425 UTILITY: GEORGIA PO

THE SUPPLIER IS: ____ A/E __X__ NSSS FOR EQUI

	EQUIPMENT				LOCATION		LOADS C	
TAG NO.	TYPE AND DESCRIPTION	MANUFACTURER AND MODEL NO.	QUALIFICATION REPORT NO.	QUANTITY	BUILDING AND ELEVATION	MOUNT-ING	SEIS-MIC	OTHE DYNAM
N/A	AUTO SHUNT TRIP PANEL & ATTACH	WESTINGHOUSE 2D32007	ESE-62A	2	CONTROL 180'	BOLTED	X	-
21513H7001000 -2000	ELECT. H2 RECOMBINER	WESTINGHOUSE RAMA HALMAR	SP-1	2	CONTAINMENT 258'	BOLTED	X	-
21604Q5PS1 -2 -3 -4	PROCESS INSTRUM. & CONTROL RACKS	WESTINGHOUSE 7300 SERIES	ESE-13	4	CONTROL 220'	BOLTED	X	-
21807Y31A1 -B2 -C3 -D4	INSTR. POWER SUPPLY INVERTER	WESTINGHOUSE 3030K2203	ESE-18	4	CONTROL 180'	BOLTED	X	-
21605Q5SPA -B	SOLID STATE PROTECT. SYSTEM	WESTINGHOUSE 1065E52G01	ESE-16	2	CONTROL 220'	BOLTED	X	-

5007s/5 - copy of 0571n

LISTING
Y AND STATUS OF SAFETY RELATED EQUIPMENT

WER COMPANY A/E: BECHTEL NSSS: WESTINGHOUSE

MENT LISTED BELOW ___ OTHER SAFETY SYSTEM: ELECTRICAL & INSTRUMENTATION EQUIPMENT

ONSIDERED R IC	REQUIRED INPUT (ZPA) H/V	QUALIFICATION METHOD: ANALYSIS	TEST FREQUENCY	TEST DIRECTION	LOWEST NATURAL FREQUENCY: F/B (Hz)	S/S (Hz)	V (Hz)	STATUS: QUALIFICATION	INSTALLATION	RRS FIGURE REF.	CODES AND STANDARDS
	NOTE 2	-	MF	MD	NOTE 6	NOTE 6	NOTE 6	a	N/A	IN REACTOR TRIP SWGR	IEEE-344-75
	.42/.27	HEATERS	SF	SD	F3	F3	F1	a	b	X2CR1	IEEE-344-75
		POWER SUPPLY	MF	MD	F3	F3	F1			-15	
		CONTROL PANEL	SF	MD	F3	F3	F1			-20	
	NOTE 2	-	MF	MD	F3	F3	F1	a	a	X2CR3 -09 -10	IEEE-344-75
	NOTE 2	-	SF	SD	F3	F3	F1	a	a	X2CR3 -05 -06	IEEE-344-71 -344-75
	.38/.42	-	SF	SD	F3	F3	F1	a	a	X2CR3 -09 -10	IEEE-344-71 -344-75

5007s/6 - copy of 0571n

TI APERTURE CARD

Also Available On Aperture Card

8805240295 -319

MASTER

SEISMIC AND DYNAMIC QUALIFICATION SUMMAR

PLANT NAME: VOGTLE ELECTRIC GENERATING PLANT DOCKET NO.: 50-424 & 50-425 UTILITY: GEORGIA PO

THE SUPPLIER IS: ___ A/E X NSSS FOR EQUIP

	EQUIPMENT				LOCATION		LOADS C	
TAG NO.	TYPE AND DESCRIPTION	MANUFACTURER AND MODEL NO.	QUALIFICATION REPORT NO.	QUANTITY	BUILDING AND ELEVATION	MOUNT-ING	SEIS-MIC	OTHE DYNAM
2HS112B -C -D -E -273A -274A -276A -277A	CONTROL BOARD SWITCH MODULES	ELECTRO SWITCH MK2SPB-Q MK3SPB-Q	ESE-12	8	CONTROL 220'	BOLTED	X	-
2HS455A -456A -495A -6A -497A -498A -500A -B	CONTROL BOARD SWITCH MODULES	ELECTRO SWITCH MK2SPB-Q MK3SPB-Q MK0SPB-Q	ESE-12	8	CONTROL 220'	BOLTED	X	-
2HS610 -11 -20 -21 -976A -B -998A -999A	CONTROL BOARD SWITCH MODULES	ELECTRO SWITCH MK2SPB-Q MK3SPB-Q	ESE-12	8	CONTROL 220'	BOLTED	X	-
2HS1602A -1603A -1608A -1609A -1610A -1611A -1616A -1617A	CONTROL BOARD SWITCH MODULES	ELECTRO SWITCH MK3SPB-Q	ESE-12	8	CONTROL 220'	BOLTED	X	-
2HS1622A -23A -28A -29A -34A -35A -68A -69A	CONTROL BOARD SWITCH MODULES	ELECTRO SWITCH MK3SPB-Q MK4SPB-Q	ESE-12	8	CONTROL 220'	BOLTED	X	-

5008s/5 - copy of 0571n

LISTING
AND STATUS OF SAFETY RELATED EQUIPMENT

ER COMPANY A/E: BECHTEL NSSS: WESTINGHOUSE

ENT LISTED BELOW ____ OTHER SAFETY SYSTEM: ELECTRICAL & INSTRUMENTATION EQUIPMENT

NSIDERED	QUALIFICATION METHOD			LOWEST NATURAL FREQUENCY			STATUS		RRS	
REQUIRED INPUT (ZPA) H/V	ANALYSIS	TEST FREQUENCY	TEST DIRECTION	F/B (Hz)	S/S (Hz)	V (Hz)	QUALIFICATION	INSTALLATION	FIGURE REF.	CODES AND STANDARDS
NOTE 7	-	MF	MD	NOTE 6	NOTE 6	NOTE 6	a	a	ICS	IEEE-344-75
NOTE 7	-	MF	MD	NOTE 6	NOTE 6	NOTE 6	a	a	ICS	IEEE-344-75
NOTE 7	-	MF	MD	NOTE 6	NOTE 6	NOTE 6	a	a	ICS	IEEE-344-75
NOTE 7	-	MF	MD	NOTE 6	NOTE 6	NOTE 6	a	a	ICS	IEEE-344-75
NOTE 7	-	MF	MD	NOTE 6	NOTE 6	NOTE 6	a	a	ICS	IEEE-344-75

5008s/6 - copy of 0571n

TI
APERTURE
CARD

Also Available On
Aperture Card

8805240295 -320

MASTER
SEISMIC AND DYNAMIC QUALIFICATION SUMMA

PLANT NAME: VOGTLE ELECTRIC GENERATING PLANT DOCKET NO.: 50-424 & 50-425 UTILITY: GEORGIA P

THE SUPPLIER IS: ____ A/E X NSSS FOR EQUI

	EQUIPMENT				LOCATION		LOADS	
TAG NO.	TYPE AND DESCRIPTION	MANUFACTURER AND MODEL NO.	QUALIFICATION REPORT NO.	QUANTITY	BUILDING AND ELEVATION	MOUNTING	SEISMIC	OTH DYNA
2HS1806 -7 -8 -9 -22 -23 -30 -31	CONTROL BOARD SWITCH MODULES	ELECTRO SWITCH MK2SPB-Q	ESE-12D	8	CONTROL 220'	BOLTED	N/A	-
2HS1852A -53A -54A -55A -56A -57A -1956 -1957	CONTROL BOARD SWITCH MODULES	ELECTRO SWITCH MK3SPB-Q	ESE-12D	8	CONTROL 220'	BOLTED	N/A	-
2HS1974A -75A -1978 -1979A -2041 -2134 -2135 -2138	CONTROL BOARD SWITCH MODULES	ELECTRO SWITCH MK2SPB-Q	ESE-12D	8	CONTROL 220'	BOLTED	N/A	-
2HS2139 -2166A -67A -3007A -B -3009	CONTROL BOARD SWITCH MODULES	ELECTRO SWITCH MK2SPB-Q MK3SPB-Q MLOSPF-Q	ESE-12D	6	CONTROL 220'	BOLTED	N/A	-
2HS3019 -5106A	CONTROL BOARD SWITCH MODULES	ELECTRO SWITCH MK2SPB-Q	ESE-12D	2	CONTROL 220'	BOLTED	N/A	-

5008s/7 - copy of 0571n

LISTING
Y AND STATUS OF SAFETY RELATED EQUIPMENT

WER COMPANY A/E: BECHTEL NSSS: WESTINGHOUSE

MENT LISTED BELOW ____ OTHER SAFETY SYSTEM: ELECTRICAL & INSTRUMENTATION EQUIPMENT

ONSIDERED	QUALIFICATION METHOD			LOWEST NATURAL FREQUENCY			STATUS		RRS	
R IC	REQUIRED INPUT (ZPA) H/V	ANALYSIS	TEST FREQUENCY	TEST DIRECTION	F/B (HZ)	S/S (HZ)	V (HZ)	QUALIFICATION	INSTALLATION	FIGURE REF.	CODES AND STANDARDS
	NOTE 7	-	MF	MD	NOTE 6	NOTE 6	NOTE 6	a	a	ICS	IEEE-344-75
	NOTE 7	-	MF	MD	NOTE 6	NOTE 6	NOTE 6	a	a	ICS	IEEE-344-75
	NOTE 7	-	MF	MD	NOTE 6	NOTE 6	NOTE 6	a	a	ICS	IEEE-344-75
	NOTE 7	-	MF	MD	NOTE 6	NOTE 6	NOTE 6	a	a	ICS	IEEE-344-75
	NOTE 7	-	MF	MD	NOTE 6	NOTE 6	NOTE 6	a	a	ICS	IEEE-344-75

5008s/8 - copy of 0571n

TI
APERTURE
CARD

Also Available On
Aperture Card

8805240295 -321

MASTER
SEISMIC AND DYNAMIC QUALIFICATION SUMMAR

PLANT NAME: VOGTLE ELECTRIC GENERATING PLANT

DOCKET NO.: 50-424 & 50-425

UTILITY: GEORGIA PO

THE SUPPLIER IS: ____ A/E X NSSS

FOR EQUIP

	EQUIPMENT				LOCATION		LOADS C	
TAG NO.	TYPE AND DESCRIPTION	MANUFACTURER AND MODEL NO.	QUALIFICATION REPORT NO.	QUANTITY	BUILDING AND ELEVATION	MOUNT-ING	SEIS-MIC	OTHE DYNAM
2HS5113A -18A -19A -20A -22A -25A -27A -30A	CONTROL BOARD SWITCH MODULES	ELECTRO SWITCH MK2SPB-Q MK3SPB-Q	ESE-12	8	CONTROL 220'	BOLTED	X	
2HS5131A -32A -34A -37A -39A -5227A -B -8A	CONTROL BOARD SWITCH MODULES	ELECTRO SWITCH MK3SPB-Q MK2SPB-Q	ESE-12	8	CONTROL 220'	BOLTED	X	
2HS5228B -9A -B -30A -B -7126 -36 -50	CONTROL BOARD SWITCH MODULES	ELECTRO SWITCH MK2SPB-Q	ESE-12	8	CONTROL 220'	BOLTED	X	
2HS7699 -7733A -B -60A -B -8000A -B -C	CONTROL BOARD SWITCH MODULES	ELECTRO SWITCH MK2SPB-Q ML0SPF-Q	ESE-12	8	CONTROL 220'	BOLTED	X	
2HS8000H -28 -33 -47 -95A -B -96A -B	CONTROL BOARD SWITCH MODULES	ELECTRO SWITCH MK0SPB-Q MK2SPB-Q	ESE-12	8	CONTROL 220'	BOLTED	X	

ISTING
AND STATUS OF SAFETY RELATED EQUIPMENT

ER COMPANY A/E: BECHTEL NSSS: WESTINGHOUSE

ENT LISTED BELOW ____ OTHER SAFETY SYSTEM: ELECTRICAL & INSTRUMENTATION EQUIPMENT

NSIDERED	QUALIFICATION METHOD			LOWEST NATURAL FREQUENCY			STATUS		RRS	
REQUIRED INPUT (ZPA) H/V	ANALYSIS	TEST FREQUENCY	TEST DIRECTION	F/B (Hz)	S/S (Hz)	V (Hz)	QUALIFICATION	INSTALLATION	FIGURE REF.	CODES AND STANDARDS
NOTE 7	-	MF	MD	NOTE 6	NOTE 6	NOTE 6	a	a	ICS	IEEE-344-75
NOTE 7	-	MF	MD	NOTE 6	NOTE 6	NOTE 6	a	a a a a b	ICS	IEEE-344-75
NOTE 7	-	MF	MD	NOTE 6	NOTE 6	NOTE 6	a	b	ICS	IEEE-344-75
NOTE 7	-	MF	MD	NOTE 6	NOTE 6	NOTE 6	a	b a a a a a a	ICS	IEEE-344-75
NOTE 7	-	MF	MD	NOTE 6	NOTE 6	NOTE 6	a	a	ICS	IEEE-344-75

5008s/10 - copy of 0571n

TI
APERTURE
CARD

Also Available On
Aperture Card

8805240295-322

MASTER L
SEISMIC AND DYNAMIC QUALIFICATION SUMMARY

DOCKET NO.: 50-424 & 50-425 UTILITY: GEORGIA POW

PLANT NAME: VOGTLE ELECTRIC GENERATING PLANT

FOR EQUIPM

THE SUPPLIER IS: ____ A/E __X__ NSSS

	EQUIPMENT				LOCATION		LOADS CO	
TAG NO.	TYPE AND DESCRIPTION	MANUFACTURER AND MODEL NO.	QUALIFICATION REPORT NO.	QUANTITY	BUILDING AND ELEVATION	MOUNT-ING	SEIS-MIC	OTHER DYNAM
2HS8100	CONTROL BOARD	ELECTRO SWITCH	ESE-12D	8	CONTROL	BOLTED	X	
-3A	SWITCH MODULES	MK2SPB-Q			220'			
-B								
-C								
-D								
-4								
-5								
-6								
2HS8110	CONTROL BOARD	ELECTRO SWITCH	ESE-12D	8	CONTROL	BOLTED	X	
-11A	SWITCH MODULES	MK2SPB-Q			220'			
-B								
-12								
-16								
-46								
-47A								
-52								
2HS8160	CONTROL BOARD	ELECTRO SWITCH	ESE-12D	8	CONTROL	BOLTED	X	
-8438	SWITCH MODULES	MK2SPB-Q			220'			
-39								
-71A								
-B								
-85A								
-B								
-8608A								
2HS8508B	CONTROL BOARD	ELECTRO SWITCH	ESE-12D	8	CONTROL	BOLTED	X	
-9A	SWITCH MODULES	MK2SPB-Q			220'			
-B								
-8701A								
-B								
-8702A								
-B								
-8516A								
2HS8716B	CONTROL BOARD	ELECTRO SWITCH	ESE-12D	8	CONTROL	BOLTED	X	
-8801A	SWITCH MODULES	MK2SPB-Q			220'			
-B		MK1SPB-Q						
-2A								
-B								
-C								
-D								

5008s/11 - copy of 0571n

ISTING
AND STATUS OF SAFETY RELATED EQUIPMENT

ER COMPANY A/E: BECHTEL NSSS: WESTINGHOUSE

ENT LISTED BELOW ____ OTHER SAFETY SYSTEM: ELECTRICAL & INSTRUMENTATION EQUIPMENT

NSIDERED	QUALIFICATION METHOD			LOWEST NATURAL FREQUENCY			STATUS		RRS	
C) REQUIRED INPUT (ZPA) H/V	ANALYSIS	TEST FREQUENCY	TEST DIRECTION	F/B (Hz)	S/S (Hz)	V (Hz)	QUALIFICATION	INSTALLATION	FIGURE REF.	CODES AND STANDARDS
NOTE 7	-	MF	MD	NOTE 6	NOTE 6	NOTE 6	a	a	ICS	IEEE-344-75
NOTE 7	-	MF	MD	NOTE 6	NOTE 6	NOTE 6	a	a	ICS	IEEE-344-75
NOTE 7	-	MF	MD	NOTE 6	NOTE 6	NOTE 6	a	a	ICS	IEEE-344-75
NOTE 7	-	MF	MD	NOTE 6	NOTE 6	NOTE 6	a	a	ICS	IEEE-344-75
NOTE 7	-	MF	MD	NOTE 6	NOTE 6	NOTE 6	a	a	ICS	IEEE-344-75

5008s/12 - copy of 0571n

TI
APERTURE
CARD

Also Available On
Aperture Card

8805240295-323

MASTER L
SEISMIC AND DYNAMIC QUALIFICATION SUMMARY

PLANT NAME: VOGTLE ELECTRIC GENERATING PLANT DOCKET NO.: 50-424 & 50-425 UTILITY: GEORGIA POW

THE SUPPLIER IS: ____ A/E X NSSS FOR EQUIPM

	EQUIPMENT				LOCATION		LOADS CO	
TAG NO.	TYPE AND DESCRIPTION	MANUFACTURER AND MODEL NO.	QUALIFICATION REPORT NO.	QUANTITY	BUILDING AND ELEVATION	MOUNTING	SEISMIC	OTHER DYNAMI
2HS8804A -B -6 -6A -7A -B -8808A	CONTROL BOARD SWITCH MODULES	ELECTRO SWITCH MK2SPB-Q MK1SPB-Q	ESE-12	8	CONTROL 220'	BOLTED	X	-
2HS8808B -C -D -9A -9B -C -D -8811A	CONTROL BOARD SWITCH MODULES	ELECTRO SWITCH MK2SPB-Q MK1SPB-Q	ESE-12	8	CONTROL 220'	BOLTED	X	-
2HS8811B -12A -B -13 -A -14 -21A -35	CONTROL BOARD SWITCH MODULES	ELECTRO SWITCH MK2SPB-Q MK1SPB-Q	ESE-12	8	CONTROL 220'	BOLTED	X	-
2HS8835A -40 -A -71 -75 -A	CONTROL BOARD SWITCH MODULES	ELECTRO SWITCH MK1SPB-Q MK2SPB-Q	ESE-12	8	CONTROL 220'	BOLTED	X	-
2HS8875B -C -D -P -S -V -80	CONTROL BOARD SWITCH MODULES	ELECTRO SWITCH MK2SPB-Q	ESE-12	8	CONTROL 220'	BOLTED	X	-

5008s/13 - copy of 0571n

ISTING
AND STATUS OF SAFETY RELATED EQUIPMENT

ER COMPANY A/E: BECHTEL NSSS: WESTINGHOUSE

ENT LISTED BELOW ____ OTHER SAFETY SYSTEM: ELECTRICAL & INSTRUMENTATION EQUIPMENT

NSIDERED	QUALIFICATION METHOD			LOWEST NATURAL FREQUENCY			STATUS		RRS	
REQUIRED INPUT (ZPA) H/V	ANALYSIS	TEST FREQUENCY	TEST DIRECTION	F/B (Hz)	S/S (Hz)	V (Hz)	QUALIFICATION	INSTALLATION	FIGURE REF.	CODES AND STANDARDS
NOTE 7	-	MF	MD	NOTE 6	NOTE 6	NOTE 6	a	a	ICS	IEEE-344-75
NOTE 7	-	MF	MD	NOTE 6	NOTE 6	NOTE 6	a	a	ICS	IEEE-344-75
NOTE 7	-	MF	MD	NOTE 6	NOTE 6	NOTE 6	a	a	ICS	IEEE-344-75
NOTE 7	-	MF	MD	NOTE 6	NOTE 6	NOTE 6	a	a	ICS	IEEE-344-75
NOTE 7	-	MF	MD	NOTE 6	NOTE 6	NOTE 6	a	a	ICS	IEEE-344-75

5008s/14 - copy of 0571n

TI
APERTURE
CARD

Also Available On
Aperture Card

8805240295-324

MASTER LI
SEISMIC AND DYNAMIC QUALIFICATION SUMMARY

PLANT NAME: VOGTLE ELECTRIC GENERATING PLANT DOCKET NO.: 50-424 & 50-425 UTILITY: GEORGIA POWE

THE SUPPLIER IS: ____ A/E X NSSS FOR EQUIPME

	EQUIPMENT				LOCATION		LOADS CON	
TAG NO.	TYPE AND DESCRIPTION	MANUFACTURER AND MODEL NO.	QUALIFICATION REPORT NO.	QUANTITY	BUILDING AND ELEVATION	MOUNTING	SEISMIC	OTHER DYNAMIC
2HS8888 -8923 -23A -B -24 -8964 -8994A -B	CONTROL BOARD SWITCH MODULES	ELECTRO SWITCH MK2SPB-Q	ESE-12	8	CONTROL 220'	BOLTED	X	-
2HS9001A -B -2A -B -3A -B -17A -B	CONTROL BOARD SWITCH MODULES	ELECTRO SWITCH MK2SPB-Q	ESE-12	8	CONTROL 220'	BOLTED	X	-
2HS9378A -B -9446 -7 -10469A -70A -940 -10941	CONTROL BOARD SWITCH MODULES	ELECTRO SWITCH MK2SPB-Q	ESE-12	8	CONTROL 220'	BOLTED	X	-
2HS13005A -B -6A -B -7A -B -8A -B	CONTROL BOARD SWITCH MODULES	ELECTRO SWITCH MK2SPB-Q	ESE-12	8	CONTROL 220'	BOLTED	X	-
2HS15111 -96A -97A -98A -99A -214 -19051 -19053	CONTROL BOARD SWITCH MODULES	ELECTRO SWITCH MK2SPB-Q MK3SPB-Q	ESE-12	8	CONTROL 220'	BOLTED	X	-

5008s/15 - copy of 0571n

STING
AND STATUS OF SAFETY RELATED EQUIPMENT

R COMPANY A/E: BECHTEL NSSS: WESTINGHOUSE

NT LISTED BELOW ____ OTHER SAFETY SYSIEM: ELECTRICAL & INSTRUMENTATION EQUIPMENT

SIDERED REQUIRED INPUT (ZPA) H/V	QUALIFICATION METHOD: ANALYSIS	QUALIFICATION METHOD: TEST FREQUENCY	QUALIFICATION METHOD: TEST DIRECTION	LOWEST NATURAL FREQUENCY: F/B (HZ)	LOWEST NATURAL FREQUENCY: S/S (HZ)	LOWEST NATURAL FREQUENCY: V (HZ)	STATUS: QUALIFICATION	STATUS: INSTALLATION	RRS: FIGURE REF.	CODES AND STANDARDS
NOTE 7	-	MF	MD	NOTE 6	NOTE 6	NOTE 6	a	a	ICS	IEEE-344-75
NOTE 7	-	MF	MD	NOTE 6	NOTE 6	NOTE 6	a	a	ICS	IEEE-344-75
NOTE 7	-	MF	MD	NOTE 6	NOTE 6	NOTE 6	a	a a a a d d a a	ICS	IEEE-344-75
NOTE 7	-	MF	MD	NOTE 6	NOTE 6	NOTE 6	a	a	ICS	IEEE-344-75
NOTE 7	-	MF	MD	NOTE 6	NOTE 6	NOTE 6	a	b b b b b a a a	ICS	IEEE-344-75

5008s/16 - copy of 0571n

TI
APERTURE
CARD

Also Available On
Aperture Card

8805240295-325

MASTER LI
SEISMIC AND DYNAMIC QUALIFICATION SUMMARY

PLANT NAME: VOGTLE ELECTRIC GENERATING PLANT DOCKET NO.: 50-424 & 50-425 UTILITY: GEORGIA POWE

THE SUPPLIER IS: ____ A/E __X__ NSSS FOR EQUIPME

TAG NO.	EQUIPMENT: TYPE AND DESCRIPTION	EQUIPMENT: MANUFACTURER AND MODEL NO.	QUALIFICATION REPORT NO.	QUANTITY	LOCATION: BUILDING AND ELEVATION	LOCATION: MOUNTING	LOADS CON: SEISMIC	LOADS CON: OTHER DYNAMIC
2HS19[illegible]5	CONTROL BOARD	ELECTRO SWITCH	ESE-12	8	CONTROL	BOLTED	X	-
-57	SWITCH MODULES	MK2SPB-Q			220'			
-40002		MLOSOF-Q						
-3								
-4								
-5								
-6								
-7								
2HS40008	CONTROL BOARD	ELECTRO SWITCH	ESE-12	8	CONTROL	BOLTED	X	-
-9	SWITCH MODULES	MLOSOF-Q			220'			
-10		MKOSPB-Q						
-11								
-12								
-13								
-30								
-31								
2HS40032	CONTROL BOARD	ELECTRO SWITCH	ESE-12	8	CONTROL	BOLTED	X	-
-33	SWITCH MODULES	MKOSPB-Q			220'			
-34		M-2-B-Q						
-35								
-44								
-45								
-47								
-48								
2HS40049	CONTROL BOARD	ELECTRO SWITCH	ESE-12	8	CONTROL	BOLTED	X	-
-50	SWITCH MODULES	MKOSPB-Q			220'			
-58								
-59								
-60								
-61								
-62								
-63								
2HS40064	CONTROL BOARD	ELECTRO SWITCH	ESE-12	8	CONTROL	BOLTED	X	-
-65	SWITCH MODULES	MKOSPB-Q			220'			
-66								
-67								
-68								
-69								
-82								
-83								

5008s/17 - copy of 0571n

STING
AND STATUS OF SAFETY RELATED EQUIPMENT

R COMPANY A/E: BECHTEL NSSS: WESTINGHOUSE

NT LISTED BELOW ____ OTHER SAFETY SYSTEM: ELECTRICAL & INSTRUMENTATION EQUIPMENT

SIDERED REQUIRED INPUT (ZPA) H/V	QUALIFICATION METHOD: ANALYSIS	QUALIFICATION METHOD: TEST FREQUENCY	QUALIFICATION METHOD: TEST DIRECTION	LOWEST NATURAL FREQUENCY: F/B (Hz)	LOWEST NATURAL FREQUENCY: S/S (Hz)	LOWEST NATURAL FREQUENCY: V (Hz)	STATUS: QUALIFICATION	STATUS: INSTALLATION	RRS: FIGURE REF.	CODES AND STANDARDS
NOTE 7	-	MF	MD	NOTE 6	NOTE 6	NOTE 6	a	a a b b b	ICS	IEEE-344-75
NOTE 7	-	MF	MD	NOTE 6	NOTE 6	NOTE 6	a	b	ICS	IEEE-344-75
NOTE 7	-	MF	MD	NOTE 6	NOTE 6	NOTE 6	a	b	ICS	IEEE-344-75
NOTE 7	-	MF	MD	NOTE 6	NOTE 6	NOTE 6	a	b	ICS	IEEE-344-75
NOTE 7	-	MF	MD	NOTE 6	NOTE 6	NOTE 6	a	b	ICS	IEEE-344-75

5008s/18 - copy of 0571n

TI
APERTURE
CARD

Also Available On
Aperture Card

MASTER

SEISMIC AND DYNAMIC QUALIFICATION SUMMARY

PLANT NAME: VOGTLE ELECTRIC GENERATING PLANT DOCKET NO.: 50-424 & 50-425 UTILITY: GEORGIA PO

THE SUPPLIER IS: ____ A/E __X__ NSSS FOR EQUIPM

TAG NO.	EQUIPMENT: TYPE AND DESCRIPTION	EQUIPMENT: MANUFACTURER AND MODEL NO.	EQUIPMENT: QUALIFICATION REPORT NO.	EQUIPMENT: QUANTITY	LOCATION: BUILDING AND ELEVATION	LOCATION: MOUNTING	LOADS C: SEISMIC	LOADS C: OTHER DYNAM
2HS40120 -21 -22 -23 -35	CONTROL BOARD SWITCH MODULES	ELECTRO SWITCH MK0SOF-Q M-2--F-Q	ESE-12	6	CONTROL 220'	BOLTED	X	-
21602S6001R01 -2 -3 -4	POWER RANGE DETECTOR	WESTINGHOUSE WL-24154	ESE 8A	4	CONTAINMENT 195'	POSITIONING TUBE	X	-
2TE10001 -2 -3 -4 -5 -6 -7 -8	CORE EXIT T/C MONITOR SYST	CKB IND TYPE K	ESE-43A	8	CONTAINMENT IN REACTOR	SWAGE LOCK	X	-
2TE10009 -10 -11 -12 -13 -14 -15 -16	CORE EXIT T/C MONITOR SYST	CKB IND TYPE K	ESE-43A	8	CONTAINMENT IN REACTOR	SWAGE LOCK	X	-
2TE10017 -18 -19 -20 -21 -22 -23 -24	CORE EXIT T/C MONITOR SYST	CKB IND TYPE K	ESE-43A	8	CONTAINMENT IN REACTOR	SWAGE LOCK	X	-

5009s/5 - copy of 0571n

LISTING
AND STATUS OF SAFETY RELATED EQUIPMENT

ER COMPANY A/E: BECHTEL NSSS: WESTINGHOUSE

ENT LISTED BELOW ___ OTHER SAFETY SYSTEM: ELECTRICAL & INSTRUMENTATION EQUIPMENT

NSIDERED	QUALIFICATION METHOD			LOWEST NATURAL FREQUENCY			STATUS		RRS	
C REQUIRED INPUT (ZPA) H/V	ANALYSIS	TEST FREQUENCY	TEST DIRECTION	F/B (Hz)	S/S (Hz)	V (Hz)	QUALIFICATION	INSTALLATION	FIGURE REF.	CODES AND STANDARDS
NOTE 7	-	MF	MD	NOTE 6	NOTE 6	NOTE 6	a	b	ICS	IEEE-344-75
NOTE 7	-	MF	MD	F3	F3	F3	a	b	ICS	IEEE-344-75
NOTE 7	-	MF	MD	NOTE 6	NOTE 6	NOTE 6	a	d b d d d d d d	ICS	IEEE-344-75
NOTE 7	-	MF	MD	NOTE 6	NOTE 6	NOTE 6	a	d	ICS	IEEE-344-75
NOTE 7	-	MF SF	MD	NOTE 6	NOTE 6	NOTE 6	a	d	ICS	IEEE-344-75

5009s/6 - copy of 0571n

TI APERTURE CARD

Also Available On Aperture Card

8805240295-327

MASTER
SEISMIC AND DYNAMIC QUALIFICATION SUMMARY

PLANT NAME: VOGTLE ELECTRIC GENERATING PLANT DOCKET NO.: 50-424 & 50-425 UTILITY: GEORGIA POW

THE SUPPLIER IS: ____ A/E X NSSS FOR EQUIPM

	EQUIPMENT				LOCATION		LOADS CO	
TAG NO.	TYPE AND DESCRIPTION	MANUFACTURER AND MODEL NO.	QUALIFICATION REPORT NO.	QUANTITY	BUILDING AND ELEVATION	MOUNTING	SEISMIC	OTHER DYNAMI
2TE10025 -26 -27 -28 -29 -30 -31 -32	CORE EXIT T/C MONITOR SYST	CKB IND TYPE K	[illegible]-43A	8	CONTAINMENT IN REACTOR	SWAGE LOCK	X	-
2TE10033 -34 -35 -36 -37 -38 -39 -40	CORE EXIT T/C MONITOR SYST	CKB IND TYPE K	ESE-43A	8	CONTAINMENT IN REACTOR	SWAGE LOCK	X	-
2TE10041 -42 -43 -44 -45 -46 -47 -48	CORE EXIT T/C MONITOR SYST	CKB IND TYPE K	ESE-43A	8	CONTAINMENT IN REACTOR	SWAGE LOCK	X	-
2TE10049 -50	CORE EXIT T/C MONITOR SYST	CKB IND TYPE K	ESE-43A	2	CONTAINMENT IN REACTOR	SWAGE LOCK	X	-
21612P5TRA -B	RET JUNCTION BOX (IN-CORE THERMUCOUPLES)	WESTINGHOUSE WX-34794	ESE-44A	2	CONTAINMENT 220'	BOLTED	X	-

STING
AND STATUS OF SAFETY RELATED EQUIPMENT

R COMPANY A/E: BECHTEL NSSS: WESTINGHOUSE

NT LISTED BELOW ____ OTHER SAFETY SYSTEM: ELECTRICAL & INSTRUMENTATION EQUIPMENT

NSIDERED REQUIRED INPUT (ZPA) H/V	QUALIFICATION METHOD ANALYSIS	TEST FREQUENCY	TEST DIRECTION	LOWEST NATURAL FREQUENCY F/B (Hz)	S/S (Hz)	V (Hz)	STATUS QUALIFICATION	INSTALLATION	RRS FIGURE REF.	CODES AND STANDARDS
NOTE 7	-	MF SF	MD	NOTE 6	NOTE 6	NOTE 6	a	d	ICS	IEEE-344-75
NOTE 7	-	MF SF	MD	NOTE 6	NOTE 6	NOTE 6	a	d	ICS	IEEE-344-75
NOTE 7	-	MF SF	MD	NOTE 6	NOTE 6	NOTE 6	a	d	ICS	IEEE-344-75
NOTE 7	-	MF SF	MD	NOTE 6	NOTE 6	NOTE 6	a	d	ICS	IEEE-344-75
NOTE 2	-	MF	MD	NOTE 6	NOTE 6	NOTE 6	a	b	X2CR1 -10 -13	IEEE-344-75

5009s/8 - copy of 0571n

TI APERTURE CARD

Also Available On Aperture Card

MASTER
SEISMIC AND DYNAMIC QUALIFICATION SUMMAR

PLANT NAME: VOGTLE ELECTRIC GENERATING PLANT DOCKET NO.: 50-424 & 50-425 UTILITY: GEORGIA PO

THE SUPPLIER IS: ____ A/E __X__ NSSS FOR EQUIP

	EQUIPMENT				LOCATION		LOADS C	
TAG NO.	TYPE AND DESCRIPTION	MANUFACTURER AND MODEL NO.	QUALIFICATION REPORT NO.	QUANTITY	BUILDING AND ELEVATION	MOUNT-ING	SEIS-MIC	OTHE DYNAM
21623D5001 -2 -3 -4 -6A -B	RPU CABINETS DPU	WESTINGHOUSE PSMS/1	ESE-53	6	CONTROL 220'	WELDED	X	
21623Q5000A -B	PLASMA DISPLAY	WESTINGHOUSE RVLIS 86	ESE-61A	2	CONTROL 220'	BOLTED	X	
21605Q5S[RC -D	SSPS RELAY WALL MOUNTED ENCLOSURE TRAIN C & D	WESTINGHOUSE ESD	ESE 17	2	CONTROL 220'	BOLTED	X	
21610Q5LPM	DIGITAL METAL IMPACT MONITORING SYSTEM	WESTINGHOUSE	ESE 54	1	CONTROL 220'	BOLTED	X	
2RE0002 -3 -5 -6	RADIATION MONITORS PERMS	WESTINGHOUSE	2440B70G13,15 -17,30 -31,35 -37,51 -53,56	4	CONTAINMENT 220'	BOLTED	X	

5009s/9 - copy of 0571n

LISTING
Y AND STATUS OF SAFETY RELATED EQUIPMENT

WER COMPANY A/E: BECHTEL NSSS: WESTINGHOUSE

MENT LISTED BELOW ____ OTHER SAFETY SYSTEM: ELECTRICAL & INSTRUMENTATION EQUIPMENT

ONSIDERED R IC	REQUIRED INPUT (ZPA) H/V	QUALIFICATION METHOD: ANALYSIS	TEST FREQUENCY	TEST DIRECTION	LOWEST NATURAL FREQUENCY: F/B (Hz)	S/S (Hz)	V (Hz)	STATUS: QUALIFICATION	INSTALLATION	RRS: FIGURE REF.	CODES AND STANDARDS
	NOTE 2	-	MF	MD	F3	F3	F1	a	b	NOTE 4	IEEE-323-75
	NOTE 2	-	MF	MD	NOTE 6	NOTE 6	NOTE 6	a	d	ICS	IEEE-344-75
	NOTE 7	-	MF	MD	NOTE 6	NOTE 6	NOTE 6	a	b	NOTE 4	IEEE-344 1975
	NOTE 2	-	MF	MD	F3	F3	F1	a	a	NOTE 4	R.G. 1.133 IEEE-344-75
	NOTE 7	-	MF	MD	NOTE 6	NOTE 6	NOTE 6	a	d	ICS	

5009s/10 - copy of 0571n

TI
APERTURE
CARD

Also Available On
Aperture Card

MASTER

SEISMIC AND DYNAMIC QUALIFICATION SUMMA

DOCKET NO.: 50-424 & 50-425 UTILITY: GEORGIA P

PLANT NAME: VOGTLE ELECTRIC GENERATING PLANT FOR EQU

THE SUPPLIER IS: ___ A/E X NSSS

	EQUIPMENT				LOCATION		LOADS	
TAG NO.	TYPE AND DESCRIPTION	MANUFACTURER AND MODEL NO.	QUALIFICATION REPORT NO.	QUANTITY	BUILDING AND ELEVATION	MOUNTING	SEISMIC	OTH DYNA
ARE2532A -B -3A -B	RADIATION MONITORS PERMS	WESTINGHOUSE	2440870G13,15 -17,30 -31,35 -37,51 -53,56	4	FUEL HANDLING 288' 2"	BOLTED	X	

5009s/11 - copy of 0571n

LISTING
RY AND STATUS OF SAFETY RELATED EQUIPMENT

OWER COMPANY A/E: BECHTEL NSSS: WESTINGHOUSE

PMENT LISTED BELOW ____ OTHER SAFETY SYSTEM: ELECTRICAL & INSTRUMENTATION EQUIPMENT

CONSIDERED ER MIC	REQUIRED INPUT (ZPA) H/V	QUALIFICATION METHOD: ANALYSIS	QUALIFICATION METHOD: TEST FREQUENCY	QUALIFICATION METHOD: TEST DIRECTION	LOWEST NATURAL FREQUENCY: F/B (Hz)	LOWEST NATURAL FREQUENCY: S/S (Hz)	LOWEST NATURAL FREQUENCY: V (Hz)	STATUS: QUALIFICATION	STATUS: INSTALLATION	RRS: FIGURE REF.	CODES AND STANDARDS
	NOTE 7	-	MF	MD	NOTE 6	NOTE 6	NOTE 6	a	a	NOTE 4	

5009s/12 - copy of 0571n

TI
APERTURE
CARD

Also Available On
Aperture Card

8805240295-330

MASTER
SEISMIC AND DYNAMIC QUALIFICATION SUMMA

DOCKET NO.: 50-424 & 50-425 UTILITY: GEORGIA P

PLANT NAME: VOGTLE ELECTRIC GENERATING PLANT

FOR EQUI

THE SUPPLIER IS: ___ A/E X NSSS

	EQUIPMENT				LOCATION		LOADS	
TAG NO.	TYPE AND DESCRIPTION	MANUFACTURER AND MODEL NO.	QUALIFICATION REPORT NO.	QUANTITY	BUILDING AND ELEVATION	MOUNTING	SEISMIC	OTH DYNA
2RT13135A -B	NEUTRON FLUX PREAMP	WESTINGHOUSE WL-24207	ESE-52B WCAP 8687 WCAP 8587	2	CONTROL (BELOW 240')	BOLTED	X	-
2RE12116 -7	RADIATION MONITORS PERMS	WESTINGHOUSE	2440B70G13,15 -17,30 -31,35 -37,51 -53,56 ESE-70C	2	CONTROL 260'	BOLTED	X	-
2RE13119 -20 -21 -22	RADIATION MONITORS PERMS	WESTINGHOUSE	2440B70G13,15 -17,30 -31,35 -37,51 -53,56 ESE-70I	4	MSIV 220'	BOLTED	X	-
2RE13135A -B	NEUTRON FLUX DETECTOR	WESTINGHOUSE WL-24205	WCAP 8687 2-E52A WCAP 8587	2	CONTAINMENT INTERNAL STRUCTURE EL 195'	BOLTED	X	-
21626Q5AMS	AMSAC ISOLATION RELAY	STRUTHERS-DUNN RELAY MODEL #405A10H01 SOCKET # 405A12H01	WCAP 8687 SUPP. 2 E68A	16	CONTROL 220'-0	CM	X	N/

5009s/13 - copy of 0571n

LISTING
Y AND STATUS OF SAFETY RELATED EQUIPMENT

WER COMPANY A/E: BECHTEL NSSS: WESTINGHOUSE

MENT LISTED BELOW ____ OTHER SAFETY SYSTEM: ELECTRICAL & INSTRUMENTATION EQUIPMENT

CONSIDERED	QUALIFICATION METHOD			LOWEST NATURAL FREQUENCY			STATUS		RRS	
REQUIRED INPUT (ZPA) H/V	ANALYSIS	TEST FREQUENCY	TEST DIRECTION	F/B (HZ)	S/S (HZ)	V (HZ)	QUALIFICATION	INSTALLATION	FIGURE REF.	CODES AND STANDARDS
.58/.68	N/A	MF	MD	F1	F1	F1	a	d	X2CR3 -05 -06	IEEE-344
NOTE 7	-	MF	MD	NOTE 6	NOTE 6	NOTE 6	a	a	X2CR3 -21 -22	IEEE-344
NOTE 7	-	MF	MD	NOTE 6	NOTE 6	NOTE 6	a	d	X2CR2 -22 -23 X2CR3 -13 -14	IEEE-344
.26/.45	N/A	MF	MD	NOTE 6	NOTE 6	NOTE 6	a	d	X2CR1-05 -06	IEEE-344
6.0/3.6	N/A	MF	MD	F1	F1	F1	b	d	NOTE 7	IEEE-344-75

5009s/14 - copy of 0571n

TI APERTURE CARD

Also Available On Aperture Card

8805240295-331

MASTER
SEISMIC AND DYNAMIC QUALIFICATION SUMMAR

DOCKET NO.: 50-424 & 50-425 UTILITY: GEORGIA P

PLANT NAME: VOGTLE ELECTRIC GENERATING PLANT

FOR EQUI

THE SUPPLIER IS: ____ A/E X NSSS

	EQUIPMENT				LOCATION		LOADS
TAG NO.	TYPE AND DESCRIPTION	MANUFACTURER AND MODEL NO.	QUALIFICATION REPORT NO.	QUANTITY	BUILDING AND ELEVATION	MOUNTING	SEISMIC	OTHE DYNAM
N/A	ALL INACTIVE VALVES ALL SYSTEMS		N/A	N/A	N/A	WELDED	X	X
N/A	EXCEPT	GRINNELL	N/A	N/A	N/A	WELDED	X	X
N/A	EXCEPT	CONTINENTAL AND CROSBY	N/A	N/A	N/A	FLNG	X	X
2PV455B -C	EXCEPT	FISHER CONTROLS	178389	2	CONTAINMENT 180' AND 200'	WELDED	X	X

5010s/5 - copy of 0571n

LISTING
Y AND STATUS OF SAFETY RELATED EQUIPMENT

WER COMPANY A/E: BECHTEL NSSS: WESTINGHOUSE

MENT LISTED BELOW ___ OTHER SAFETY SYSTEM: INACTIVE VALVES (ALL SYSTEMS)

ONSIDERED	QUALIFICATION METHOD			LOWEST NATURAL FREQUENCY			STATUS		RRS	
R IC	REQUIRED INPUT (ZPA) H/V	ANALYSIS	TEST FREQUENCY	TEST DIRECTION	F/B (Hz)	S/S (Hz)	V (Hz)	QUALIFICATION	INSTALLATION	FIGURE REF.	CODES AND STANDARDS
	2.1/2.1	S	-	-	F1	F1	F1	a	N/A	NOTE 4	ASME III
	2.1/2.1	S	MF	MD	F3	F3	F3	a	N/A	NOTE 4	ASME III
	2.1/2.1	S	-	-	F1	F1	F1	a	N/A	NOTE 4	ASME III
	2.1/2.1	S	-	-	F3	F3	F1	a	a	NOTE 4	ASME III

5010s/6 - copy of 0571n

TI
APERTURE
CARD

Also Available On
Aperture Card

MASTER
SEISMIC AND DYNAMIC QUALIFICATION SUMMA

DOCKET NO.: 50-424 & 50-425 UTILITY: GEORGIA P

PLANT NAME: VOGTLE ELECTRIC GENERATING PLANT

THE SUPPLIER IS: ____ A/E X NSSS FOR EQUI

	EQUIPMENT				LOCATION		LOADS	
TAG NO.	TYPE AND DESCRIPTION	MANUFACTURER AND MODEL NO.	QUALIFICATION REPORT NO.	QUANTITY	BUILDING AND ELEVATION	MOUNT-ING	SEIS-MIC	OTH DYNA
2RT13135A -B	NEUTRON FLUX PREAMP	WESTINGHOUSE WL-24207	ESE-528 WCAP 8687 WCAP 8587	2	CONTROL (BELOW 240')	BOLTED	X	-
2RE12116 -7	RADIATION MONITORS PERMS	WESTINGHOUSE	2440B70G13,15 -17,30 -31,35 -37,51 -53,56 ESE-70C	2	CONTROL 260'	BOLTED	X	-
2RE13119 -20 -21 -22	RADIATION MONITORS PERMS	WESTINGHOUSE	2440B70G13,15 -17,30 -31,35 -37,51 -53,56 ESE-701	4	MSIV 220'	BOLTED	X	-
2RE13135A -B	NEUTRON FLUX DETECTOR	WESTINGHOUSE WL-24205	WCAP 8687 2-E52A WCAP 8587	2	CONTAINMENT INTERNAL STRUCTURE EL 195'	BOLTED	X	-
21626Q5AMS	AMSAC ISOLATION RELAY	STRUTHERS-DUNN RELAY MODEL #405A10H01 SOCKET # 405A12H01	WCAP 8687 SUPP. 2 E68A	16	CONTROL 220'-0	CM	X	N/

5009s/13 - copy of 0571n

LISTING
Y AND STATUS OF SAFETY RELATED EQUIPMENT

WER COMPANY A/E: BECHTEL NSSS: WESTINGHOUSE

PMENT LISTED BELOW ____ OTHER SAFETY SYSTEM: ELECTRICAL & INSTRUMENTATION EQUIPMENT

ONSIDERED	QUALIFICATION METHOD			LOWEST NATURAL FREQUENCY			STATUS		RRS	
REQUIRED INPUT (ZPA) H/V	ANALYSIS	TEST FREQUENCY	TEST DIRECTION	F/B (Hz)	S/S (Hz)	V (Hz)	QUALIFICATION	INSTALLATION	FIGURE REF.	CODES AND STANDARDS
.58/.68	N/A	MF	MD	F1	F1	F1	a	d	X2CR3 -05 -06	IEEE-344
NOTE 7	-	MF	MD	NOTE 6	NOTE 6	NOTE 6	a	a	X2CR3 -21 -22	IEEE-344
NOTE 7	-	MF	MD	NOTE 6	NOTE 6	NOTE 6	a	d	X2CR2 -22 -23 X2CR3 -13 -14	IEEE-344
.26/.45	N/A	MF	MD	NOTE 6	NOTE 6	NOTE 6	a	d	X2CR1-05 -06	IEEE-344
6.0/3.6	N/A	MF	MD	F1	F1	F1	b	d	NOTE 7	IEEE-344-75

5009s/14 - copy of 0571n

TI APERTURE CARD

Also Availal le On Aperture C rd

8805240295-331

MASTER
SEISMIC AND DYNAMIC QUALIFICATION SUMMAR

PLANT NAME: VOGTLE ELECTRIC GENERATING PLANT DOCKET NO.: 50-424 & 50-425 UTILITY: GEORGIA PO

THE SUPPLIER IS: ____ A/E X NSSS FOR EQUI

	EQUIPMENT				LOCATION		LOADS C	
TAG NO.	TYPE AND DESCRIPTION	MANUFACTURER AND MODEL NO.	QUALIFICATION REPORT NO.	QUANTITY	BUILDING AND ELEVATION	MOUNT-ING	SEIS-MIC	OTHE DYNAM
N/A	ALL INACTIVE VALVES ALL SYSTEMS		N/A	N/A	N/A	WELDED	X	X
N/A	EXCEPT	GRINNELL	N/A	N/A	N/A	WELDED	X	X
N/A	EXCEPT	CONTINENTAL AND CROSBY	N/A	N/A	N/A	FLNG	X	X
2PV4558 -C	EXCEPT	FISHER CONTROLS	178389	2	CONTAINMENT 180' AND 200'	WELDED	X	X

5010s/5 - copy of 0571n

LISTING
Y AND STATUS OF SAFETY RELATED EQUIPMENT

WER COMPANY A/E: BECHTEL NSSS: WESTINGHOUSE

MENT LISTED BELOW ____ OTHER SAFETY SYSTEM: INACTIVE VALVES (ALL SYSTEMS)

ONSIDERED R IC	REQUIRED INPUT (ZPA) H/V	QUALIFICATION METHOD: ANALYSIS	QUALIFICATION METHOD: TEST FREQUENCY	QUALIFICATION METHOD: TEST DIRECTION	LOWEST NATURAL FREQUENCY: F/B (Hz)	LOWEST NATURAL FREQUENCY: S/S (Hz)	LOWEST NATURAL FREQUENCY: V (Hz)	STATUS: QUALIFICATION	STATUS: INSTALLATION	RRS: FIGURE REF.	CODES AND STANDARDS
	2.1/2.1	S	-	-	F1	F1	F1	a	N/A	NOTE 4	ASME III
	2.1/2.1	S	MF	MD	F3	F3	F3	a	N/A	NOTE 4	ASME III
	2.1/2.1	S	-	-	F1	F1	F1	a	N/A	NOTE 4	ASME III
	2.1/2.1	S	-	-	F3	F3	F1	a	a	NOTE 4	ASME III

5010s/6 - copy of 0571n

TI
APERTURE
CARD

Also Available On
Aperture Card

MASTER

SEISMIC AND DYNAMIC QUALIFICATION SUMMA

PLANT NAME: VOGTLE ELECTRIC GENERATING PLANT DOCKET NO.: 50-424 & 50-425 UTILITY: GEORGIA P

THE SUPPLIER IS: ____ A/E X NSSS FOR EQUI

	EQUIPMENT				LOCATION		LOADS	
TAG NO.	TYPE AND DESCRIPTION	MANUFACTURER AND MODEL NO.	QUALIFICATION REPORT NO.	QUANTITY	BUILDING AND ELEVATION	MOUNTING	SEISMIC	OTH DYNA
2HV7699	GLV 3"	GRINNELL SDC-100598	191015	1	CONTAINMENT 169'	WELDED	X	X
2HY7699	SOLENOID	ASCO NP831654E	HE 2/5	2	CONTAINMENT 169'	BOLTED	X	-
2ZS07699 2ZSC7699	LIMIT SWITCH	NAMCO EA18014303 EA18015303	HE 3/6	2	CONTAINMENT 169'	BOLTED	X	-
2HV7136	GLV 3"	GRINNELL SD-C-100598	191015	1	FUEL HANDLING 200'	WELDED	X	X
2HY7136	SOLENOID	ASCO NP831654E	HE 2/5	1	FUEL HANDLING 200'	BOLTED	X	-

5011s/5 - copy of 0571n

LISTING
RY AND STATUS OF SAFETY RELATED EQUIPMENT

OWER COMPANY A/E: BECHTEL NSSS: WESTINGHOUSE

PMENT LISTED BELOW ____ OTHER SAFETY SYSTEM: LIQUID WASTE PROCESSING SYSTEM (ACTIVE VALVES)

CONSIDERED ER MIC	QUALIFICATION METHOD			LOWEST NATURAL FREQUENCY			STATUS		RRS	
REQUIRED INPUT (ZPA) H/V	ANALYSIS	TEST FREQUENCY	TEST DIRECTION	F/B (Hz)	S/S (Hz)	V (Hz)	QUALIFICATION	INSTALLATION	FIGURE REF.	CODES AND STANDARDS
2.1/2.1	S	-	-	F3	F3	F3	a	a	NOTE 4	ASME III
NOTE 8	-	SF	SD	F1	F1	F1	a	a	NOTE 4	IEEE-323-74 -382-72 -344-75
NOTE 8	-	SF	SD	F1	F1	F1	a	a	NOTE 4	IEEE-323-74 -382-72 -344-75
2.1/2.1	S	-	-	F3	F3	F3	a	a	NOTE 4	ASME III
NOTE 8	-	SF	SD	F1	F1	F1	a	e	NOTE 4	IEEE-323-74 -382-72 -344-75

5011s/6 - copy of 0571n

TI
APERTURE
CARD

Also Available On
Aperture Card

8805240295-333

MASTER
SEISMIC AND DYNAMIC QUALI: ICATION SUMMARY

PLANT NAME: VOGTLE ELECTRIC GENERATING PLANT DOCKET NO.: 50-424 & 50-425 UTILITY: GEORGIA PO

THE SUPPLIER IS: ____ A/E X NSSS FOR EQUIP

	EQUIPMENT				LOCATION		LOADS C	
TAG NO.	TYPE AND DESCRIPTION	MANUFACTURER AND MODEL NO.	QUALIFICATION REPORT NO.	QUANTITY	BUILDING AND ELEVATION	MOUNT-ING	SEIS-MIC	OTHER DYNAM
2ZSO7136 2ZSC7136	LIMIT SWITCH	EA18014303 18015303	HE 3/6	2	FUEL HANDLING 200'	BOLTED	X	-
2HV7126	DV 3/4"	GRINNELL SD-C-102863	191015	1	FUEL HANDLING 200'	WELDED	X	X
2HV7126	SOLENOID	ASCO NP831654E	HE 2/5	1	FUEL HANDLING 200'	BOLTED	X	-
2ZSO7126 2ZSC7126	LIMIT SWITCH	NAMCO EA18014303 EA18015303	HE 3/6	2	FUEL HANDLING 200'	BOLTED	X	-
2HV7150	DV 3/4"	GRINNELL SD-C-102863	191015	1	FUEL HANDLING 200'	WELDED	X	X

5011s/7 • copy of 0571n

ISTING
AND STATUS OF SAFETY RELATED EQUIPMENT

ER COMPANY A/E: BECHTEL NSSS: WESTINGHOUSE

ENT LISTED BELOW ____ OTHER SAFETY SYSTEM: LIQUID WASTE PROCESSING SYSTEM (ACTIVE VALVES)

NSIDERED C	REQUIRED INPUT (ZPA) H/V	QUALIFICATION METHOD: ANALYSIS	QUALIFICATION METHOD: TEST FREQUENCY	QUALIFICATION METHOD: TEST DIRECTION	LOWEST NATURAL FREQUENCY: F/B (Hz)	LOWEST NATURAL FREQUENCY: S/S (Hz)	LOWEST NATURAL FREQUENCY: V (Hz)	STATUS: QUALIFICATION	STATUS: INSTALLATION	RRS: FIGURE R.G.	CODES AND STANDARDS
	NOTE 8	-	SF	SD	F1	F1	F1	a	a	NOTE 4	IEEE-323-74 -382-72 -344-75
	2.1/2.1	S	-	-	F3	F3	F3	a	a	NOTE 4	ASME III
	NOTE 8	-	SF	SD	F1	F1	F1	a	a	NOTE 4	IEEE-323-74 -382-72 -344-75
	NOTE 8	-	SF	SD	F1	F1	F1	a	a	NOTE 4	IEEE-323-74 -382-72 -344-75
	2.1/2.1	S	-	-	F3	F3	F3	a	a	NOTE 4	ASME III

5011s/8 - copy of 0571n

TI
APERTURE
CARD

Also Available On
Aperture Card

8805240295-33

MASTER

SEISMIC AND DYNAMIC QUALIFICATION SUMMA

DOCKET NO.: 50-424 & 50-425 UTILITY: GEORGIA

PLANT NAME: VOGTLE ELECTRIC GENERATING PLANT

FOR EQU

THE SUPPLIER IS: ___ A/E X NSSS

	EQUIPMENT				LOCATION		LOADS	
TAG NO.	TYPE AND DESCRIPTION	MANUFACTURER AND MODEL NO.	QUALIFICATION REPORT NO.	QUANTITY	BUILDING AND ELEVATION	MOUNTING	SEISMIC	OTHER DYNA
2HY7150	SOLENOID	ASCO NP831654E	HE 2/5	1	FUEL HANDLING 200'	BOLTED	X	
2ZS07150 2ZSC7150	LIMIT SWITCH	NAMCO EA18014303 EA18015303	HE 3/6	2	FUEL HANDLING 200'	BOLTED	X	

5011s/9 - copy of 0571n

LISTING
RY AND STATUS OF SAFETY RELATED EQUIPMENT

OWER COMPANY A/E: BECHTEL NSSS: WESTINGHOUSE

PMENT LISTED BELOW ____ OTHER SAFETY SYSTEM: LIQUID WASTE PROCESSING SYSTEM (ACTIVE VALVES)

CONSIDERED ER MIC	REQUIRED INPUT (ZPA) H/V	QUALIFICATION METHOD: ANALYSIS	TEST FREQUENCY	TEST DIRECTION	LOWEST NATURAL FREQUENCY: F/B (Hz)	S/S (Hz)	V (Hz)	STATUS: QUALIFICATION	INSTALLATION	RRS FIGURE REF.	CODES AND STANDARDS
	NOTE 8	-	SF	SD	F1	F1	F1	a	a	NOTE 4	IEEE-323-74 -382-72 -344-75
	NOTE 8	-	SF	SD	F1	F1	F1	a	a	NOTE 4	IEEE-323-74 -382-72 -344-75

5011s/1C - copy of 0571n

TI APERTURE CARD

Also Available On Aperture Card

8805040095 -335

MASTER

SEISMIC AND DYNAMIC QUALIFICATION SUMMAR

PLANT NAME: VOGTLE ELECTRIC GENERATING PLANT DOCKET NO.: 50-424 & 50-425 UTILITY: GEORGIA PO

THE SUPPLIER IS: ____ A/E X NSSS FOR EQUIP

TAG NO.	EQUIPMENT TYPE AND DESCRIPTION	EQUIPMENT MANUFACTURER AND MODEL NO.	EQUIPMENT QUALIFICATION REPORT NO.	EQUIPMENT QUANTITY	LOCATION BUILDING AND ELEVATION	LOCATION MOUNTING	LOADS C SEISMIC	LOADS C OTHE DYNAM
N/A	CROM ASSY	WESTINGHOUSE EMD 677470	NRC2498138	53	CONTAINMENT 198' TO 220'	WELDED	X	X
21201P6001 -2 -3 -4	REACTOR COOLANT PUMP	WESTINGHOUSE	NRC1694948	4	CONTAINMENT 171'-9"	ON SUP-PORTS	X	X
21201B6001R06 -2R06 -3R06 -4R06	HYDRAULIC SHOCK SUPPRESSORS	PAUL MUNROE PD25701	CMV2945918	4	CONTAINMENT 200'	PINNED	X	X

5012s-5 - copy of 0571n

LISTING
Y AND STATUS OF SAFETY RELATED EQUIPMENT

VER COMPANY A/E: BECHTEL NSSS: WESTINGHOUSE

MENT LISTED BELOW ____ OTHER SAFETY SYSTEM: REACTOR COOLANT SYSTEM

ONSIDERED REQUIRED INPUT (ZPA) H/V	QUALIFICATION METHOD: ANALYSIS	QUALIFICATION METHOD: TEST FREQUENCY	QUALIFICATION METHOD: TEST DIRECTION	LOWEST NATURAL FREQUENCY: F/B (HZ)	LOWEST NATURAL FREQUENCY: S/S (HZ)	LOWEST NATURAL FREQUENCY: V (HZ)	STATUS: QUALIFICATION	STATUS: INSTALLATION	RRS: FIGURE REF.	CODES AND STANDARDS
NOTE 2	D	*	*	F3	F3	F1	a	N/A	X2CR1-17 -18 -21	ASME III
NOTE 2	D	*	*	F3	F3	F3	a	a	X2CR1-01 -02 -05 -06	ASME III
NOTE 2	S	*	*	F3	F3	F3	a	a	X2CR1-05 -06	ASME III

5012s-6 * copy of 0571n

TI APERTURE CARD

Also Available On Aperture Card

8805240295 -336

MASTER

SEISMIC AND DYNAMIC QUALIFICATION SUMMA

DOCKET NO.: 50-424 & 50-425 UTILITY: GEORGIA

PLANT NAME: VOGTLE ELECTRIC GENERATING PLANT

FOR EQU

THE SUPPLIER IS: ___ A/E X NSSS

	EQUIPMENT				LOCATION		LOADS	
TAG NO.	TYPE AND DESCRIPTION	MANUFACTURER AND MODEL NO.	QUALIFICATION REPORT NO.	QUANTITY	BUILDING AND ELEVATION	MOUNTING	SEISMIC	OTHER DYNA
2FIS610 -11	FLOW INDICATOR SWITCH	BARTON 581	ESE-40A (GROUP B)	2	AUXILIARY 119' 3"	BOLTED	X	
AR12979 2LR104 -459 -501 -503 -764 -990 -5101	PAMS RECORDERS	WESTINGHOUSE OPTIMAC 100	ESE-15	8	CONTROL 220'	BOLTED	X	
2PR428 -514 -535 -934 2TR413A -B 2FR917	PAMS RECORDERS	WESTINGHOUSE OPTIMAC 100	ESE-15	7	CONTROL 220'	BOLTED	X	
2PT405	PRESSURE TRANSMITTER	BARTON 763	ESE-1A	1	CONTAINMENT 171'	BOLTED	X	

5012s-7 - copy of 0571n

LISTING
RY AND STATUS OF LAFETY RELATED EQUIPMENT

OWER COMPANY A/E: BECHTEL NSSS: WESTINGHOUSE

PMENT LISTED BELOW ___ OTHER SAFETY SYSTEM: REACTOR COOLANT SYSTEM

CONSIDERED ER MIC	REQUIRED INPUT (ZPA) H/V	QUALIFICATION METHOD: ANALYSIS	QUALIFICATION METHOD: TEST FREQUENCY	QUALIFICATION METHOD: TEST DIRECTION	LOWEST NATURAL FREQUENCY: F/B (Hz)	LOWEST NATURAL FREQUENCY: S/S (Hz)	LOWEST NATURAL FREQUENCY: V (Hz)	STATUS: QUALIFICATION	STATUS: INSTALLATION	RRS: FIGURE REF.	CODES AND STANDARDS
	NOTE 2	-	MF	MD	NOTE 6	NOTE 6	NOTE 6	a	a	X2CR2 -05 -06	IEEE-344-75
	NOTE 2	-	MF	MD	NOTE 6	NOTE 6	NOTE 6	a	a	X2CR3-09 -10	IEEE-344-75
	NOTE 2	-	MF	MD	NOTE 6	NOTE 6	NOTE 6	a	a	X2CR3-09 -10	IEEE-344-75
	NOTE 2	-	MF	MD	NOTE 6	NOTE 6	NOTE 6	a	a	X2CR1 -05 -06	IEEE-344-75

5012s-8 - copy of 0571n

TI
APERTURE
CARD

Also Available On
Aperture Card

8805240295 -337

MASTER

SEISMIC AND DYNAMIC QUALIFICATION SUMMAR

DOCKET NO.: 50-424 & 50-425 UTILITY: GEORGIA PO

PLANT NAME: VOGTLE ELECTRIC GENERATING PLANT

THE SUPPLIER IS: ____ A/E X NSSS FOR EQUIP

	EQUIPMENT				LOCATION		LOADS C	
TAG NO.	TYPE AND DESCRIPTION	MANUFACTURER AND MODEL NO.	QUALIFICATION REPORT NO.	QUANTITY	BUILDING AND ELEVATION	MOUNT-ING	SEIS-MIC	OTHE DYNAM
2PV0455A	GLV 3"	GARRETT 3750014	450038	1	CONTAINMENT 220'	WELDED	X	X
2HY0455A	SOLENOID	GARRETT 3750014	HE-9	1	CONTAINMENT 220'	BOLTED	X	X
2ZS00455A 2ZSC0455A	POSITION INDICATOR	GARRETT 3750014	HE-9	2	CONTAINMENT 220'	EPOXY	X	X
2PV0456A	GLV 3"	GARRETT 3750014	450038	1	CONTAINMENT 220'	WELDED	X	X
2HY0456A	SOLENOID	GARRETT 3750014	HE-9	1	CONTAINMENT 220'	BOLTED	X	X

5013s/5 - copy of 0571n

LISTING
Y AND STATUS OF SAFETY RELATED EQUIPMENT

WER COMPANY A/E: BECHTEL NSSS: WESTINGHOUSE

MENT LISTED BELOW

____ OTHER SAFETY SYSTEM: REACTOR COOLANT SYSTEM (ACTIVE VALVES)

ONSIDERED REQUIRED INPUT (ZPA) H/V	QUALIFICATION METHOD: ANALYSIS	QUALIFICATION METHOD: TEST FREQUENCY	QUALIFICATION METHOD: TEST DIRECTION	LOWEST NATURAL FREQUENCY: F/B (Hz)	LOWEST NATURAL FREQUENCY: S/S (Hz)	LOWEST NATURAL FREQUENCY: V (Hz)	STATUS: QUALIFICATION	STATUS: INSTALLATION	RRS: FIGURE REF.	CODES AND STANDARDS
2.1/2.1	-	SF	MD	F1	F1	F1	a	a	NOTE 4	ASME III
NOTE 8	-	SF	MD	F1	F1	F1	a	b	NOTE 4	IEEE-344-75
NOTE 8	-	SF	MD	F1	F1	F1	a	a	NOTE 4	IEEE-344-75
2.1/2.1	-	SF	MD	F1	F1	F1	a	a	NOTE 4	ASME III
NOTE 8	-	SF	MD	F1	F1	F1	a	b	NOTE 4	IEEE-344-75

5013s/6 • copy of 0571n

TI
APERTURE
CARD

Also Available On
Aperture Card

8805240295 -338

MASTER
SEISM.C AND DYNAMIC QUALIFICATION SUMMAR

DOCKET NO.: 50-424 & 50-425 UTILITY: GEORGIA PO

PLANT NAME: VOGTLE ELECTRIC GENERATING PLANT

THE SUPPLIER IS: ____ A/E __S__ NSSS FOR EQUIP

	EQUIPMENT				LOCATION		LOADS C	
TAG NO.	TYPE AND DESCRIPTION	MANUFACTURER AND MODEL NO.	QUALIFICATION REPORT NO.	QUANTITY	BUILDING AND ELEVATION	MOUNT-ING	SEIS-MIC	OTHE DYNAM
2ZSO0456A 2ZSC0456A	POSITION INDICATOR	GARRETT 3750014	HE-9	2	CONTAINMENT 220'	EPOXY	X	X
2HV8000A -B	GV 3"	WESTINGHOUSE EMD 1099139	191613	2	CONTAINMENT 220'	WELDED	X	X
2HV8000A -B	MOTOR OPERATOR	LIMITORQUE SB-00-15	HE-1	2	CONTAINMENT 220'	BOLTED	X	-
2PSV8010A -B -C	ANGLE VALVE 6"	CROSBY 6M6	178354	3	CONTAINMENT 220'	FLGD	X	X
2ZSC-8010A 2ZSO-8010A 2ZSC-8010B 2ZSO-8010B 2ZSC-8010C 2ZSO-8010C	POSITION INDICATOR	CROSBY DS-C-65628	HE-7	6	CONTAINMENT 220'	EPOXY	X	X

5013s/7 - copy of 0571n

LISTING
Y AND STATUS OF SAFETY RELATED EQUIPMENT

WER COMPANY A/E: BECHTEL NSSS: WESTINGHOUSE

MENT LISTED BELOW ____ OTHER SAFETY SYSTEM: REACTOR COOLANT SYSTEM (ACTIVE VALVES)

NSIDERED REQUIRED INPUT (ZPA) H/V	QUALIFICATION METHOD: ANALYSIS	QUALIFICATION METHOD: TEST FREQUENCY	QUALIFICATION METHOD: TEST DIRECTION	LOWEST NATURAL FREQUENCY: F/B (HZ)	LOWEST NATURAL FREQUENCY: S/S (HZ)	LOWEST NATURAL FREQUENCY: V (HZ)	STATUS: QUALIFICATION	STATUS: INSTALLATION	RRS: FIGURE REF.	CODES AND STANDARDS
NOTE 8	-	SF	MD	F1	F1	F1	a	a	NOTE 4	IEEE-344-75
2.1/2.1	S	-	-	F1	F1	F1	a	a	NOTE 4	ASME III
NOTE 8	-	SF	SD	F1	F1	F1	a	a	NOTE 4	IEEE-323-74 -382-72 -382-80 -344-75
2.1/2.1	S	-	-	F1	F1	F1	a	a	NOTE 4	ASME III
NOTE 8	-	MF	MD	F1	F1	F1	a	a	NOTE 4	IEEE 344-75

5013s/8 - copy of 0571n

TI APERTURE CARD

Also Available On Aperture Card

8805240295 -339

MASTER
SEISMIC AND DYNAMIC QU[illegible]ICATION SUMMA

PLANT NAME: VOGTLE ELECTRIC GENERATING PLANT DOCKET NO.: 50-424 & 50-425 UTI[illegible] GEORGIA P

THE SUPPLIER IS: ____ A/E ___S_ NSSS FOR EQUI

	EQUIPMENT				LOCATION		LOADS	
TAG NO.	TYPE AND DESCRIPTION	MANUFACTURER AND MODEL NO.	QUALIFICATION REPORT NO.	QUANTITY	BUILDING AND ELEVATION	MOUNTING	SEISMIC	OTH DYNA
2HV8028	DV 3"	GRINNELL SD-C-100098	191015	1	FUEL HANDLING 179'	WELDED	X	X
2HY8028	SOLENOID	ASCO NP831654E	HE-2/5	1	FUEL HANDLING 179'	BOLTED	X	-
2ZS08028 2ZSC8028	LIMIT SWITCH	NAMCO EA18014303 EA18015303	HE-3/6	2	FUEL HANDLING 179'	BOLTED	X	-
21201U6112	CV 3"	WESTINGHOUSE 8373D68	191603	1	CONTAINMENT 169'	WELDED	X	X
2HV442A -B	GLV 1" SOLENOID OPERATED	TARGET ROCK 79AB-003	HE-10C	2	CONTAINMENT 180'-0"	WELDED	X	X

5013s/9 - copy of 0571n

LISTING
Y AND STATUS OF SAFETY RELATED EQUIPMENT

WER COMPANY A/E: BECHTEL NSSS: WESTINGHOUSE

MENT LISTED BELOW ___ OTHER SAFETY SYSTEM: REACTOR COOLANT SYSTEM (ACTIVE VALVES)

CONSIDERED	QUALIFICATION METHOD			LOWEST NATURAL FREQUENCY			STATUS		RRS	
REQUIRED INPUT (ZPA) H/V	ANALYSIS	TEST FREQUENCY	TEST DIRECTION	F/B (Hz)	S/S (Hz)	V (Hz)	QUALIFICATION	INSTALLATION	FIGURE REF.	CODES AND STANDARDS
2.1/2.1	S	-	-	F3	F3	F3	a	a	NOTE 4	ASME III
NOTE 8	-	SF	SD	F1	F1	F1	a	a	NOTE 4	IEEE-323-74 -382-72 -344-75
NOTE 8	-	SF	SD	F1	F1	F1	a	a	NOTE 4	IEEE-323-74 -382-72 -344-75
2.1/2.1	S	-	-	F1	F1	F1	a	a	NOTE 4	ASME III
NOTE 8	-	SF	MD	F1	F1	F1	a	a	NOTE 4	ASME III

5013s/10 - copy of 0571n

TI
APERTURE
CARD

Also Available On
Aperture Card

8805240295-340

MASTER LIS
SEISMIC AND DYNAMIC QUALIFICATION SUMMARY A

DOCKET NO.: 50-424 & 50-425 UTILITY: GEORGIA POWE

PLANT NAME: VOGTLE ELECTRIC GENERATING PLANT

THE SUPPLIER IS: ____ A/E __S_ NSSS FOR EQUIPMEN

TAG NO.	EQUIPMENT: TYPE AND DESCRIPTION	EQUIPMENT: MANUFACTURER AND MODEL NO.	EQUIPMENT: QUALIFICATION REPORT NO.	EQUIPMENT: QUANTITY	LOCATION: BUILDING AND ELEVATION	LOCATION: MOUNTING	LOADS CONS: SEISMIC	LOADS CONS: OTHER DYNAMIC
2HY442A -B	SOLENOID	TARGET ROCK 79AB-003	HE-10A	2	CONTAINMENT 180'-0"	BOLTED	X	X
2HV8033	DV 1"	GRINNEL SD-C-102872	191015	1	FUEL HANDLING 200'-0"	WELDED	X	X
2HY8033	SOLENOID	ASCO NP8316S4E	HE-2/5	1	FUEL HANDLING 200'-0"	BOLTED	X	-
2ZSC8033 2ZSO8033	LIMIT SWITCH	NAMCO 18014303 18015303	HE-3/6	2	FUEL HANDLING 200'-0"	BOLTED	X	-
2HV8047	DV 1"	GRINNEL SD-C-102872	191015	1	CONTAINMENT 180'-0"	WELDED	X	X

5013s/11 - copy of 0571n

TING
ND STATUS OF SAFETY RELATED EQUIPMENT

COMPANY A/E: BECHTEL NSSS: WESTINGHOUSE

T LISTED BELOW ____ OTHER SAFETY SYSTEM: REACTOR COOLANT SYSTEM (ACTIVE VALVES)

IDERED REQUIRED INPUT (ZPA) H/V	QUALIFICATION METHOD: ANALYSIS	TEST FREQUENCY	TEST DIRECTION	LOWEST NATURAL FREQUENCY: F/B (Hz)	S/S (Hz)	V (Hz)	STATUS: QUALIFICATION	INSTALLATION	RRS FIGURE REF.	CODES AND STANDARDS
NOTE 8	-	SF	MD	F1	F1	F1	a	a	NOTE 4	IEEE-344-75
2.1/2.1	S	-	-	F3	F3	F3	a	a	NOTE 4	ASME III
NOTE 7	-	SF	SD	F1	F1	F1	a	a	NOTE 4	IEEE-323-74 -382-72 -344-75
NOTE 8	-	SF	SD	F1	F1	F1	a	a	NOTE 4	IEEE-323-74 -382-72 -344-75
2.1/2.1	S	-	-	F3	F3	F3	a	a	NOTE 4	ASME III

5013s/12 - copy of 0571n

TI APERTURE CARD

Also Available On Aperture Card

8805240295-341

MASTER L
SEISMIC AND DYNAMIC QUALIFICATION SUMMARY

DOCKET NO.: 50-424 & 50-425 UTILITY: GEORGIA POW

PLANT NAME: VOGTLE ELECTRIC GENERATING PLANT FOR EQUIPM

THE SUPPLIER IS: ____ A/E S NSSS

	EQUIPMENT				LOCATION		LOADS CO	
TAG NO.	TYPE AND DESCRIPTION	MANUFACTURER AND MODEL NO.	QUALIFICATION REPORT NO.	QUANTITY	BUILDING AND ELEVATION	MOUNT-ING	SEIS-MIC	OTHER DYNAMI
2HY8047	SOLENOID	ASCO NP831654E	HE-2/5	1	CONTAINMENT 180'-0"	BOLTED	X	-
2ZSC8047 2ZSO8047	LIMIT SWITCH	NAMCO 18014303 18015303	HE-3/6	2	CONTAINMENT 180'-0"	BOLTED	X	-
2HV8095A -B	GLV 1" SOLENOID OPERATED	TARGET ROCK 79AB-001	HE-10A	2	CONTAINMENT 200'-0"	WELDED	X	X
2HV8096A -B	GLV 1" SOLENOID OPERATED	TARGET ROCK 79AB-001	HE-10A	2	CONTAINMENT 200'-0"	WELDED	X	X

5013s/13 - copy of 0571n

STING
AND STATUS OF SAFETY RELATED EQUIPMENT

R COMPANY A/E: BECHTEL NSSS: WESTINGHOUSE

NT LISTED BELOW ____ OTHER SAFETY SYSTEM: REACTOR COOLANT SYSTEM (ACTIVE VALVES)

SIDERED REQUIRED INPUT (ZPA) H/V	QUALIFICATION METHOD			LOWEST NATURAL FREQUENCY			STATUS		RRS	
	ANALYSIS	TEST FREQUENCY	TEST DIRECTION	F/B (Hz)	S/S (Hz)	V (Hz)	QUALIFICATION	INSTALLATION	FIGURE REF.	CODES AND STANDARDS
NOTE 8	-	SF	SD	F1	F1	F1	a	a	NOTE 4	IEEE-323-74 -382-72 -344-75
NOTE 8	-	SF	SD	F1	F1	F1	a	a	NOTE 4	IEEE-323-74 -382-72 -344-75
NOTE 8	-	SF	MD	F1	F1	F1	a	a	NOTE 4	ASME III
NOTE 8	-	SF	MD	F1	F1	F1	a	a	NOTE 4	ASME III

5013s/14 - copy of 0571n

TI
APERTURE
CARD

Also Available On
Aperture Card

8805240295-342

MASTER
SEISMIC AND DYNAMIC QUALIFICATION SUMMAR

PLANT NAME: VOGTLE ELECTRIC GENERATING PLANT DOCKET NO.: 50-424 & 50-425 UTILITY: GEORGIA PO

THE SUPPLIER IS: ____ A/E X NSSS FOR EQUIP

TAG NO.	EQUIPMENT				LOCATION		LOADS C	
	TYPE AND DESCRIPTION	MANUFACTURER AND MODEL NO.	QUALIFICATION REPORT NO.	QUANTITY	BUILDING AND ELEVATION	MOUNT-ING	SEIS-MIC	OTHE DYNAM
21205P6001 -2	RESIDUAL HEAT REMOVAL PUMP	INGERSOL 8x20 WDF	CAV221712B	2	AUXILIARY 119' 3"	ON SUP-PORTS	X	X
21205P6001M01 -2M01	RHR PUMP MOTOR	WESTINGHOUSE TEWAC	AE-2	2	AUXILIARY 119' 3"	BOLTED	X	-

5014s/5 - copy of 0571n

LISTING
Y AND STATUS OF SAFETY RELATED EQUIPMENT

WER COMPANY A/E: BECHTEL NSSS: WESTINGHOUSE

MENT LISTED BELOW ____ OTHER SAFETY SYSTEM: RESIDUAL HEAT REMOVAL SYSTEM

ONSIDERED R IC	REQUIRED INPUT (ZPA) H/V	QUALIFICATION METHOD: ANALYSIS	QUALIFICATION METHOD: TEST FREQUENCY	QUALIFICATION METHOD: TEST DIRECTION	LOWEST NATURAL FREQUENCY: F/B (Hz)	LOWEST NATURAL FREQUENCY: S/S (Hz)	LOWEST NATURAL FREQUENCY: V (Hz)	STATUS: QUALIFICATION	STATUS: INSTALLATION	RRS: FIGURE REF.	CODES AND STANDARDS
	.27/.30	S	-	-	F1	F1	F1	a	a	X2CR2 -01 -02	ASME III
	.27/.30	S	-	-	F1	F1	F1	a	a	X2CR2 -01 -02	IEEE-323-74 -344-75

-0148/6 - copy of 0571n

TI
APERTURE
CARD

Also Available On
Aperture Card

8805240295 -343

MASTER
SEISMIC AND DYNAMIC QUALIFICATION SUMMAR

DOCKET NO.: 50-424 & 50-425 UTILITY: GEORGIA PO

PLANT NAME: VOGTLE ELECTRIC GENERATING PLANT

THE SUPPLIER IS: ____ A/E __X__ NSSS FOR EQUIP

	EQUIPMENT				LOCATION		LOADS C	
TAG NO.	TYPE AND DESCRIPTION	MANUFACTURER AND MODEL NO.	QUALIFICATION REPORT NO.	QUANTITY	BUILDING AND ELEVATION	MOUNT-ING	SEIS-MIC	OTHE DYNAM
2FV0610	GV 3"	WESTINGHOUSE 8377D73	191613	1	AUXILIARY 143' 6"	WELDED	X	X
2FV0610	MOTOR OPER.	LIMITORQUE SMB-000-10	HE-4	1	AUXILIARY 143' 6"	BOLTED	X	-
2FV0611	GV 3"	WESTINGHOUSE 8377D73	191613	1	AUXILIARY 143' 6"	WELDED	X	X
2FV0611	MOTOR OPER.	LIMITORQUE SMB-000-10	HE-4	1	AUXILIARY 143' 6"	BOLTED	X	-
2HV8701A -B	GV 12"	WESTINGHOUSE 8378D65(A) 2D74730(B)	191613	2	CONTAINMENT 169' 0"	WELDED	X	X

5015s/5 - copy of 0571n

LISTING
Y AND STATUS OF SAFETY RELATED EQUIPMENT

WER COMPANY A/E: BECHTEL NSSS: WESTINGHOUSE

MENT LISTED BELOW ____ OTHER SAFETY SYSTEM: RESIDUAL HEAT REMOVAL SYSTEM (ACTIVE VALVES)

ONSIDERED	QUALIFICATION METHOD			LOWEST NATURAL FREQUENCY			STATUS		RRS	
R IC	REQUIRED INPUT (ZPA) H/V	ANALYSIS	TEST FREQUENCY	TEST DIRECTION	F/B (Hz)	S/S (Hz)	V (Hz)	QUALIFICATION	INSTALLATION	FIGURE REF.	CODES AND STANDARDS
	2.1/2.1	S	-	-	F1	F1	F1	a	a	NOTE 4	ASME III
	NOTE 8	-	SF	SD	F1	F1	F1	a	a	NOTE 4	IEEE-323-74 -382-72 -382-80 -344-75
	2.1/2.1	S	-	-	F1	F1	F1	a	a	NOTE 4	ASME III
	NOTE 8	-	SF	SD	F1	F1	F1	a	a	NOTE 4	IEEE-323-74 -382-72 -382-80 -344-75
	2.1/2.1	S	-	-	F1	F1	F1	a	a	NOTE 4	ASME III

5015s/6 - copy of 0571n

TI
APERTURE
CARD

Also Available On
Aperture Card

8805240295 -344

MASTE

SEISMIC AND DYNAMIC QUALIFICATION SUMM

DOCKET NO.: 50-424 & 50-425 UTILITY: GEORGIA

PLANT NAME: VOGTLE ELECTRIC GENERATING PLANT

THE SUPPLIER IS: ____ A/E X NSSS FOR EQU

	EQUIPMENT				LOCATION		LOADS	
TAG NO.	TYPE AND DESCRIPTION	MANUFACTURER AND MODEL NO.	QUALIFICATION REPORT NO.	QUANTITY	BUILDING AND ELEVATION	MOUNT-ING	SEIS-MIC	OT DYN
2HV8701A -B	MOTOR OPER.	LIMITORQUE SMB-1-40	HE-1	2	CONTAINMENT 169' 0"	BOLTED	X	
2ZSC8701B 2ZSO8701B	LIMIT SWITCH (B ONLY)	NAMCO EA18012303	HE-3/6	2	CONTAINMENT 169' 0"	BOLTED	X	
2HV8702A -B	GV 12"	WESTINGHOUSE 2D74730(A) 8378D65(B)	191613	2	CONTAINMENT 169'	WELDED	X	
2HV8702A -B	MOTOR OPER.	LIMITORQUE SMB-1-40	HE-1	2	CONTAINMENT 169'	BOLTED	X	
2ZSC8702A 2ZSO8702A	LIMIT SWITCH (A ONLY)	NAMCO EA18012303	HE-3/6	2	CONTAINMENT 169'	BOLTED	X	

5015s/7 - copy of 0571n

R LISTING
ARY AND STATUS OF SAFETY RELATED EQUIPMENT

POWER COMPANY A/E: BECHTEL NSSS: WESTINGHOUSE

IPMENT LISTED BELOW ___ OTHER SAFETY SYSTEM: RESIDUAL HEAT REMOVAL SYSTEM (ACTIVE VALVES)

CONSIDERED	QUALIFICATION METHOD			LOWEST NATURAL FREQUENCY			STATUS		RRS	
HER AMIC	REQUIRED INPUT (ZPA) H/V	ANALYSIS	TEST FREQUENCY	TEST DIRECTION	F/B (Hz)	S/S (Hz)	V (Hz)	QUALIFICATION	INSTALLATION	FIGURE REF.	CODES AND STANDARDS
	NOTE 8	-	SF	SD	F1	F1	F1	a	a	NOTE 4	IEEE-323-74 -382-72 -382-80 -344-75
	NOTE 8	-	SF	SD	F1	F1	F1	a	a	NOTE 4	IEEE-323-74 -382-72 -344-75
	2.1/2.1	S	-	-	F1	F1	F1	a	a	NOTE 4	ASME III
	NOTE 8	-	SF	SD	F1	F1	F1	a	a	NOTE 4	IEEE-323-74 -382-72 -383-80 -344-75
	NOTE 8	-	SF	SD	F1	F1	F1	a	a	NOTE 4	IEEE-323-74 -382-72 -344-75

5015s/8 - copy of 0571n

TI
APERTURE
CARD

Also Available On
Aperture Card

8805240295 -345

MASTER
SEISMIC AND DYNAMIC QUALIFICATION SUMMA

DOCKET NO.: 50-424 & 50-425 UTILITY: GEORGIA P

PLANT NAME: VOGTLE ELECTRIC GENERATING PLANT

FOR EQUI

THE SUPPLIER IS: ____ A/E X NSSS

	EQUIPMENT				LOCATION		LOADS	
TAG NO.	TYPE AND DESCRIPTION	MANUFACTURER AND MODEL NO.	QUALIFICATION REPORT NO.	QUANTITY	BUILDING AND ELEVATION	MOUNTING	SEISMIC	OTHE DYNA
2HV8716A -B	GV 8"	WESTINGHOUSE 8376D55	191613	2	AUXILIARY 169'	WELDED	X	X
2HV8716A -B	MOTOR OPER.	LIMITORQUE SMB-00-25	HE-1	2	AUXILIARY 169'	BOLTED	X	-
2120SU6009 -10	GV 8"	WESTINGHOUSE 8376D75	191603	2	AUXILIARY 119' 3"	WELDED	X	X
2120IU4251 -252	GV 3/4"	ROCKWELL 36274	SA497907 -08 -09 -10 -11	2	CONTAINMENT 143' 6"	WELDED	X	-

5015s/9 - copy of 0571n

LISTING
Y AND STATUS OF SAFETY RELATED EQUIPMENT

WER COMPANY A/E: BECHTEL NSSS: WESTINGHOUSE

MENT LISTED BELOW ___ OTHER SAFETY SYSTEM: RESIDUAL HEAT REMOVAL SYSTEM (ACTIVE VALVES)

ONSIDERED	QUALIFICATION METHOD			LOWEST NATURAL FREQUENCY			STATUS		RRS	
REQUIRED INPUT (ZPA) H/V	ANALYSIS	TEST FREQUENCY	TEST DIRECTION	F/B (Hz)	S/S (Hz)	V (Hz)	QUALIFICATION	INSTALLATION	FIGURE REF.	CODES AND STANDARDS
2.1/2.1	S	-	-	F1	F1	F1	a	a	NOTE 4	ASME III
NOTE 8	-	SF	SD	F1	F1	F1	a	a	NOTE 4	IEEE-323-74† -382-72† -382-80† -344-75†
2.1/2.1	S	-	-	F1	F1	F1	a	a	NOTE 4	ASME III
4.5/4.5	S	-	-	F1	F1	F1	a	a	NOTE 4	ASME III

5015s/10 - copy of 0571n

TI
APERTURE
CARD

Also Available On
Aperture Card

8805240295 -346

MASTER L

SEISMIC AND DYNAMIC QUALIFICATION SUMMARY

DOCKET NO.: 50-424 & 50-425 UTILITY: GEORGIA POW

PLANT NAME: VOGTLE ELECTRIC GENERATING PLANT

THE SUPPLIER IS: ____ A/E __X__ NSSS FOR EQUIPM

	EQUIPMENT				LOCATION		LOADS CO	
TAG NO.	TYPE AND DESCRIPTION	MANUFACTURER AND MODEL NO.	QUALIFICATION REPORT NO.	QUANTITY	BUILDING AND ELEVATION	MOUNTING	SEISMIC	OTHER DYNAMI
21204P6003 -4	SAFETY INJECTION PUMP	PACIFIC PUMP	CAV236971B	2	AUXILIARY 170' 6"	CF	X	X
21204P6003M01 -4M01	SAFETY INJECTION PUMP MOTOR	WESTINGHOUSE LIFELINE D	AE-2	2	AUXILIARY 170' 6"	BOLTED	X	-

5016s/5 - copy of 0571n

STING
AND STATUS OF SAFETY RELATED EQUIPMENT

R COMPANY A/E: BECHTEL NSSS: WESTINGHOUSE

NT LISTED BELOW ____ OTHER SAFETY SYSTEM: SAFETY INJECTION SYSTEM

SIDERED REQUIRED INPUT (ZPA) H/V	QUALIFICATION METHOD: ANALYSIS	QUALIFICATION METHOD: TEST FREQUENCY	QUALIFICATION METHOD: TEST DIRECTION	LOWEST NATURAL FREQUENCY: F/B (Hz)	LOWEST NATURAL FREQUENCY: S/S (Hz)	LOWEST NATURAL FREQUENCY: V (Hz)	STATUS: QUALIFICATION	STATUS: INSTALLATION	RRS: FIGURE REF.	CODES AND STANDARDS
.30/.30	S	-	-	F1	F1	F1	a	a	X2CR2 -09 -10	ASME III
.30/.30	S	-	-	F1	F1	F1	a	a	X2CR2 -09 -10	IEEE-323-74 -344-75

5016s/6 - copy of 0571n

TI APERTURE CARD

Also Available On Aperture Card

8805240295-347

MASTER
SEISMIC AND DYNAMIC QUALIFICATION SUMMAR

DOCKET NO.: 50-424 & 50-425 UTILITY: GEORGIA PO

PLANT NAME: VOGTLE ELECTRIC GENERATING PLANT

THE SUPPLIER IS: ____ A/E X NSSS FOR EQUIP

	EQUIPMENT				LOCATION		LOADS G	
TAG NO.	TYPE AND DESCRIPTION	MANUFACTURER AND MODEL NO.	QUALIFICATION REPORT NO.	QUANTITY	BUILDING AND ELEVATION	MOUNTING	SEISMIC	OTHE DYNAM
2HV8801A -B	GV 4"	WESTINGHOUSE EMD 8376D49	191613	2	AUXILIARY 195'	WELDED	X	X
2HV8801A -B	MOTOR OPER.	LIMITORQUE SB-00-15	HE-4	2	AUXILIARY 195'	BOLTED	X	-
2HV8802A	GV 4"	WESTINGHOUSE EMD 2D002	191613	1	AUXILIARY 195'	WELDED	X	X
2HV8802A	MOTOR OPER.	LIMITORQUE SB-00-15	HE-4	1	AUXILIARY 195'	BOLTED	X	-
2ZSC8802A 2ZSO8802A	LIMIT SWITCH	NAMCO EA18012303	HE-3/	2	AUXILIARY 195'	BOLTED	X	-

LISTING
V AND STATUS OF SAFETY RELATED EQUIPMENT

WER COMPANY A/E: BECHTEL NSSS: WESTINGHOUSE

MENT LISTED BELOW ____ OTHER SAFETY SYSTEM: SAFETY INJECTION SYSTEM (ACTIVE VALVES)

ONSIDERED R IC	REQUIRED INPUT (ZPA) H/V	QUALIFICATION METHOD: ANALYSIS	QUALIFICATION METHOD: TEST FREQUENCY	QUALIFICATION METHOD: TEST DIRECTION	LOWEST NATURAL FREQUENCY: F/B (Hz)	LOWEST NATURAL FREQUENCY: S/S (Hz)	LOWEST NATURAL FREQUENCY: V (Hz)	STATUS: QUALIFICATION	STATUS: INSTALLATION	RRS: FIGURE REF.	CODES AND STANDARDS
	2.1/2.1	S	-	-	F1	F1	F1	a	a	NOTE 4	ASME III
	NOTE 8	-	SF	SD	F1	F1	F1	a	a	NOTE 4	IEEE-323-74 -382-72 -382-80 -344-75
	2.1/2.1	S	-	-	F1	F1	F1	a	a	NOTE 4	ASME III
	NOTE 8	-	SF	SD	F1	F1	F1	a	a	NOTE 4	IEEE-323-74 -382-72 -382-80 -344-75
	NOTE 8	-	SF	SD	F1	F1	F1	a	a	NOTE 4	IEEE-323-74 -382-72 -344-75

5017s/6 - copy of 0571n

TI
APERTURE
CARD

Also Available On
Aperture Card

8805240295-348

MASTER
SEISMIC AND DYNAMIC QUALIFICATION SUMMA

DOCKET NO.: 50-424 & 50-425 UTILITY: GEORGIA P

PLANT NAME: VOGTLE ELECTRIC GENERATING PLANT

FOR EQUI

THE SUPPLIER IS: ____ A/E X NSSS

	EQUIPMENT				LOCATION		LOADS	
TAG NO.	TYPE AND DESCRIPTION	MANUFACTURER AND MODEL NO.	QUALIFICATION REPORT NO.	QUANTITY	BUILDING AND ELEVATION	MOUNTING	SEISMIC	OTH DYNA
2HV8802B	GV 4"	WESTINGHOUSE EMD 2D002	191613	1	FUEL HANDLING 200'	WELDED	X	X
2HV8802B	MOTOR OPER.	LIMITORQUE SMB-00-15	HE-4	1	FUEL HANDLING 200'	BOLTED	X	-
2ZSO8802B 2ZSC8802B	LIMIT SWITCH	NAMCO EA18012303	HE-3/6	2	FUEL HANDLING 200'	BOLTED	X	-
2HV8804A -B	GV 8"	WESTINGHOUSE 8376D50(A) 8376D53(B)	191613	2	AUXILIARY 143' 6"	WELDED	X	X
2HV8804A -B	MOTOR OPER.	LIMITORQUE SMB-00-25	HE-4	2	AUXILIARY 143' 6"	BOLTED	X	-

5017s/7 - copy of 0571n

LISTING
Y AND STATUS OF SAFETY RELATED EQUIPMENT

WER COMPANY A/E: BECHTEL NSSS: WESTINGHOUSE

MENT LISTED BELOW ____ OTHER SAFETY SYSTEM: SAFETY INJECTION SYSTEM (ACTIVE VALVES)

ONSIDERED	QUALIFICATION METHOD			LOWEST NATURAL FREQUENCY			STATUS		RRS	
R IC REQUIRED INPUT (ZPA) H/V	ANALYSIS	TEST FREQUENCY	TEST DIRECTION	F/B (Hz)	S/S (Hz)	V (Hz)	QUALIFICATION	INSTALLATION	FIGURE REF.	CODES AND STANDARDS
2.1/2.1	S	-	-	F1	F1	F1	a	a	NOTE 4	ASME III
NOTE 8	-	SF	SD	F1	F1	F1	a	a	NOTE 4	IEEE-323-74! -382-72! -382-80! -344-75!
NOTE 8	-	SF	SD	F1	F1	F1	a	a	NOTE 4	IEEE-323-74! -382-72! -344-75!
2.1/2.1	S	-	-	F1	F1	F1	a	a	NOTE 4	ASME III
NOTE 8	-	SF	SD	F1	F1	F1	a	a	NOTE 4	IEEE-323-74! -382-72! -382-80! -344-75!

5017s/8 - copy of 0571n

TI
APERTURE
CARD

Also Available On
Aperture Card

8805240295 -349

MASTER
SEISMIC AND DYNAMIC QUALIFICATION SUMMA

DOCKET NO.: 50-424 & 50-425 UTILITY: GEORGIA

PLANT NAME: VOGTLE ELECTRIC GENERATING PLANT

FOR EQU

THE SUPPLIER IS: ___ A/E X NSSS

	EQUIPMENT				LOCATION		LOADS	
TAG NO.	TYPE AND DESCRIPTION	MANUFACTURER AND MODEL NO.	QUALIFICATION REPORT NO.	QUANTITY	BUILDING AND ELEVATION	MOUNTING	SEISMIC	OTH DYNA
2ZSC8804B 2ZSO8804B 2ZSC8804A 2ZSO8804A	LIMIT SWITCH	NAMCO EA18012303	HE-3/6	4	AUXILIARY 143' 6"	BOLTED	X	
2HV8806	GV 8"	WESTINGHOUSE EMD 8376D64	191613	1	AUXILIARY 170' 6"	WELDED	X	X
2HV8806	MOTOR OPERATOR	LIMITORQUE SMB-00-10	HE-4	1	AUXILIARY 170' 6"	BOLTED	X	
2ZSC8806 2ZSO8806	LIMIT SWITCH	NAMCO EA18012303	HE-3/6	2	AUXILIARY 170' 6"	BOLTED	X	
2HV8807A -B	GV 6"	WESTINGHOUSE EMD 8376D78	191613	2	AUXILIARY 170' 6"	WELDED	X	X

5017s/9 - copy of 0571n

LISTING
RY AND STATUS OF SAFETY RELATED EQUIPMENT

OWER COMPANY A/E: BECHTEL NSSS: WESTINGHOUSE

PMENT LISTED BELOW ____ OTHER SAFETY SYSTEM: SAFETY INJECTION SYSTEM (ACTIVE VALVES)

ER MIC	CONSIDERED REQUIRED INPUT (ZPA) H/V	QUALIFICATION METHOD ANALYSIS	TEST FREQUENCY	TEST DIRECTION	LOWEST NATURAL FREQUENCY F/B (Hz)	S/S (Hz)	V (Hz)	STATUS QUALIFICATION	INSTALLATION	RRS FIGURE REF.	CODES AND STANDARDS
	NOTE 8	-	SF	SD	F1	F1	F1	a	a	NOTE 4	IEEE-323-74 -382-72 -344-75
	2.1/2.1	S	-	-	F1	F1	F1	a	a	NOTE 4	ASME III
	NOTE 8	-	SF	SD	F1	F1	F1	a	a	NOTE 4	IEEE-323-74 -382-72 -382-80 -344-75
	NOTE 8	-	SF	SD	F1	F1	F1	a	a	NOTE 4	IEEE-323-74 -382-72 -344-75
	2.1/2.1	S	-	-	F1	F1	F1	a	a	NOTE 4	ASME III

5017s/10 - copy of 0571n

TI
APERTURE
CARD

Also Available On
Aperture Card

8805240295 -350

MASTER L
SEISMIC AND DYNAMIC QUALIFICATION SUMMARY

PLANT NAME: VOGTLE ELECTRIC GENERATING PLANT DOCKET NO.: 50-424 & 50-425 UTILITY: GEORGIA POW

THE SUPPLIER IS: ____ A/E __X__ NSSS FOR EQUIPM

	EQUIPMENT				LOCATION		LOADS CO	
TAG NO.	TYPE AND DESCRIPTION	MANUFACTURER AND MODEL NO.	QUALIFICATION REPORT NO.	QUANTITY	BUILDING AND ELEVATION	MOUNTING	SEISMIC	OTHER DYNAMI
2HV8807A -B	MOTOR OPERATOR	LIMITORQUE SMB-000-5	HE-4	2	AUXILIARY 170' 6"	BOLTED	X	-
2HV8808A -B -C -D	GV 10"	WESTINGHOUSE EMD 2D74735	191613	4	CONTAINMENT 169'	WELDED	X	X
2HV8808A -B -C -D	MOTOR OPERATOR	LIMITORQUE SMB-2-80	HE-1	4	CONTAINMENT 169'	BOLTED	X	-
2ZSC8808A 2ZSO8808A 2ZSC8808B 2ZSO8808B 2ZSC8808C 2ZSO8808C 2ZSC8808D 2ZSO8808D	LIMIT SWITCH	NAMCO EA18012303	HE-3/6	8	CONTAINMENT 169'	BOLTED	X	-
2HV8809A	GV 8"	WESTINGHOUSE EMD 2D00013	191613	1	AUXILIARY 195'	WELDED	X	X

5017s/11 - copy of 0571n

ISTING
AND STATUS OF SAFETY RELATED EQUIPMENT

ER COMPANY A/E: BECHTEL NSSS: WESTINGHOUSE

ENT LISTED BELOW ____ OTHER SAFETY SYSTEM: SAFETY INJECTION SYSTEM (ACTIVE VALVES)

NSIDERED	QUALIFICATION METHOD			LOWEST NATURAL FREQUENCY			STATUS		RRS	
C REQUIRED INPUT (ZPA) H/V	ANALYSIS	TEST FREQUENCY	TEST DIRECTION	F/B (Hz)	S/S (Hz)	V (Hz)	QUALIFICATION	INSTALLATION	FIGURE REF.	CODES AND STANDARDS
NOTE 8	-	SF	SD	F1	F1	F1	a	a	NOTE 4	IEEE-323-74 -382-72 -382-80 -344-75
2.1/2.1	S	-	-	F1	F1	F1	a	a	NOTE 4	ASME III
NOTE 8	-	SF	SD	F1	F1	F1	a	a	NOTE 4	IEEE-323-74 -382-72 -382-80 -344-75
NOTE 8	-	SF	SD	F1	F1	F1	a	a	NOTE 4	IEEE-323-74 -382-72 -344-75
2.1/2.1	S	-	-	F1	F1	F1	a	a	NOTE 4	ASME III

5017s/12 - copy of 0571n

TI
APERTURE
CARD

Also Available On
Aperture Card

8805240295-357

MASTER
SEISMIC AND DYNAMIC QUALIFICATION SUMMAR

DOCKET NO.: 50-424 & 50-425 UTILITY: GEORGIA PO

PLANT NAME: VOGTLE ELECTRIC GENERATING PLANT

THE SUPPLIER IS: ____ A/E X NSSS FOR EQUIP

	EQUIPMENT				LOCATION		LOADS C	
TAG NO.	TYPE AND DESCRIPTION	MANUFACTURER AND MODEL NO.	QUALIFICATION REPORT NO.	QUANTITY	BUILDING AND ELEVATION	MOUNT-ING	SEIS-MIC	OTHE DYNAM
2HV8809A	MOTOR OPERATOR	LIMITORQUE SB-1-60	HE-4	1	AUXILIARY 195'	BOLTED	X	-
2ZSO8809A 2ZSC8809A	LIMIT SWITCH	NAMCO EA18012303	HE-3/6	2	AUXILIARY 195'	BOLTED	X	-
2HV8809B	GV 8"	WESTINGHOUSE EMD 2D00013	191613	1	FUEL HANDLING 200'	WELDED	X	X
2HV8809B	MOTOR OPERATOR	LIMITORQUE SB-1-60	HE-4	1	FUEL HANDLING 200'	BOLTED	X	-
2ZSO8809B 2ZSC8809B	LIMIT SWITCH	NAMCO EA18012303	HE-3/6	2	FUEL HANDLING 200'	BOLTED	X	-

5017s/13 - copy of 0571n

ISTING
AND STATUS OF SAFETY RELATED EQUIPMENT

ER COMPANY A/E: BECHTEL NSSS: WESTINGHOUSE

ENT LISTED BELOW ____ OTHER SAFETY SYSTEM: SAFETY INJECTION SYSTEM (ACTIVE VALVES)

NSIDERED	QUALIFICATION METHOD			LOWEST NATURAL FREQUENCY			STATUS		RRS	
C! REQUIRED INPUT (ZPA) H/V	ANALYSIS	TEST FREQUENCY	TEST DIRECTION	F/B (Hz)	S/S (Hz)	V (Hz)	QUALIFICATION	INSTALLATION	FIGURE REF.	CODES AND STANDARDS
NOTE 8	-	SF	SD	F1	F1	F1	a	a	NOTE 4	IEEE-323-74 -382-72 -382-80 -344-75
NOTE 8	-	SF	SD	F1	F1	F1	a	a	NOTE 4	IEEE-323-74 -382-72 -344-75
2.1/2.1	S	-	-	F1	F1	F1	a	a	NOTE 4	ASME III
NOTE 8	-	SF	SD	F1	F1	F1	a	a	NOTE 4	IEEE-323-74 -382-72 -382-80 -344-75
NOTE 8	-	SF	SD	F1	F1	F1	a	a	NOTE 4	IEEE-323-74 -382-72 -344-75

5017s/14 - copy of 0571n

TI APERTURE CARD

Also Available On Aperture Card

8805240295-352

MASTER

SEISMIC AND DYNAMIC QUALIFICATION SUM

PLANT NAME: VOGTLE ELECTRIC GENERATING PLANT DOCKET NO.: 50-424 & 50-425 UTILITY: GEORGIA

THE SUPPLIER IS: ____ A/E X NSSS FOR EQU

TAG NO.	EQUIPMENT: TYPE AND DESCRIPTION	EQUIPMENT: MANUFACTURER AND MODEL NO.	EQUIPMENT: QUALIFICATION REPORT NO.	EQUIPMENT: QUANTITY	LOCATION: BUILDING AND ELEVATION	LOCATION: MOUNTING	LOADS: SEISMIC	LOADS: OTHER DYN
2HV8811A	GV 14"	WESTINGHOUSE EMD 8376D62	427853	1	AUXILIARY 143' 6"	WELDED	X	
2HV8811A	MOTOR OPERATOR	LIMITORQUE SB-1-60	HE-4	1	AUXILIARY 143' 6"	BOLTED	X	
2ZSC8811A 2ZSO8811A	LIMIT SWITCH	NAMCO EA18012303	HE-3/6	2	AUXILIARY 143' 6"	BOLTED	X	
2HV8811B	GV 14"	WESTINGHOUSE EMD 8376D62	427853	1	FUEL HANDLING 160'	WELDED	X	
2HV8811B	MOTOR OPERATOR	LIMITORQUE SB-1-60	HE-4	1	FUEL HANDLING 160'	BOLTED	X	

5017s/15 - copy of 0571n

LISTING
RY AND STATUS OF SAFETY RELATED EQUIPMENT

OWER COMPANY A/E: BECHTEL NSSS: WESTINGHOUSE

PMENT LISTED BELOW ____ OTHER SAFETY SYSTEM: SAFETY INJECTION SYSTEM (ACTIVE VALVES)

CONSIDERED	QUALIFICATION METHOD			LOWEST NATURAL FREQUENCY			STATUS		RRS	
REQUIRED INPUT (ZPA) H/V	ANALYSIS	TEST FREQUENCY	TEST DIRECTION	F/B (Hz)	S/S (Hz)	V (Hz)	QUALIFICATION	INSTALLATION	FIGURE REF.	CODES AND STANDARDS
2.1/2.1	S	-	-	F1	F1	F1	a	a	NOTE 4	ASME III
NOTE 8	-	SF	SD	F1	F1	F1	a	a	NOTE 4	IEEE-323-74 -382-72 -382-80 -344-75
NOTE 8	-	SF	SD	F1	F1	F1	a	a	NOTE 4	IEEE-323-74 -382-72 -344-75
2.1/2.1	S	-	-	F1	F1	F1	a	a	NOTE 4	ASME III
NOTE 8	-	SF	SD	F1	F1	F1	a	a	NOTE 4	IEEE-323-74 -382-72 -382-80 -344-75

5017s/16 - copy of 0571n

TI
APERTURE
CARD

Also Available On
Aperture Card

8805240295-353

MASTER

SEISMIC AND DYNAMIC QUALIFICATION SUMMA

DOCKET NO.: 50-424 & 50-425 UTILITY: GEORGIA P

PLANT NAME: VOGTLE ELECTRIC GENERATING PLANT

FOR EQUI

THE SUPPLIER IS: ____ A/E X NSSS

	EQUIPMENT				LOCATION		LOADS C	
TAG NO.	TYPE AND DESCRIPTION	MANUFACTURER AND MODEL NO.	QUALIFICATION REPORT NO.	QUANTITY	BUILDING AND ELEVATION	MOUNTING	SEISMIC	OTHE DYNA
2ZSO8811B 2ZSC8811B	LIMIT SWITCH	NAMCO EA18012303	HE-3/6	2	FUEL HANDLING 160'	BOLTED	X	-
2HV8812A -B	GV 12"	WESTINGHOUSE EMD 2D74733	191613	2	AUXILIARY 119' 3"	WELDED	X	X
2HV8812A -B	MOTOR OPERATOR	LIMITORQUE SB-1-60	HE-4	2	AUXILIARY 119' 3"	BOLTED	X	-
2ZSC8812A 2ZSO8812A 2ZSC8812B 2ZSO8812B	LIMIT SWITCH	NAMCO EA18012303	HE-3/6	4	AUXILIARY 119' 3"	BOLTED	X	-
2HV8813	GLV 2"	VELAN E73-022	189238	1	AUXILIARY 170' 6"	WELDED	X	X

5017s/17 - copy of 0571n

LISTING
Y AND STATUS OF SAFETY RELATED EQUIPMENT

WER COMPANY A/E: BECHTEL NSSS: WESTINGHOUSE

MENT LISTED BELOW ____ OTHER SAFETY SYSTEM: SAFETY INJECTION SYSTEM (ACTIVE VALVES)

ONSIDERED R RC	REQUIRED INPUT (ZPA) H/V	QUALIFICATION METHOD: ANALYSIS	QUALIFICATION METHOD: TEST FREQUENCY	QUALIFICATION METHOD: TEST DIRECTION	LOWEST NATURAL FREQUENCY: F/B (Hz)	LOWEST NATURAL FREQUENCY: S/S (Hz)	LOWEST NATURAL FREQUENCY: V (Hz)	STATUS: QUALIFICATION	STATUS: INSTALLATION	RRS: FIGURE REF.	CODES AND STANDARDS
	NOTE 8	-	SF	SD	F1	F1	F1	a	a	NOTE 4	IEEE-323-74 -382-72 -344-75
	2.1/2.1	S	-	-	F1	F1	F1	a	a	NOTE 4	ASME III
	NOTE 8	-	SF	SD	F1	F1	F1	a	a	NOTE 4	IEEE-323-74 -382-72 -382-80 -344-75
	NOTE 8	-	SF	SD	F1	F1	F1	a	a	NOTE 4	IEEE-323-74 -382-72 -344-75
	2.1/2.1	S	-	-	F1	F1	F1	a	a	NOTE 4	ASME III

5017s/18 - copy of 0571n

TI
APERTURE
CARD

Also Available On
Aperture Card

8805240295 -354

MASTER
SEISMIC AND DYNAMIC QUALIFICATION SUMMAR

PLANT NAME: VOGTLE ELECTRIC GENERATING PLANT DOCKET NO.: 50-424 & 50-425 UTILITY: GEORGIA PO

THE SUPPLIER IS: ____ A/E __X__ NSSS FOR EQUIP

TAG NO.	EQUIPMENT TYPE AND DESCRIPTION	MANUFACTURER AND MODEL NO.	QUALIFICATION REPORT NO.	QUANTITY	LOCATION BUILDING AND ELEVATION	MOUNTING	LOADS C SEISMIC	LOADS C OTHER DYNAM
2HV8813	MOTOR OPERATOR	LIMITORQUE SMB-00-10	HE-4	1	AUXILIARY 170' 6"	BOLTED	X	-
2ZSO8813 2ZSC8813	LIMIT SWITCH	NAMCO EA18011303	HE-3/6	2	AUXILIARY 170' 6"	BOLTED	X	-
2120400613	CV 3"	WESTINGHOUSE 8373D65	191603	1	CONTAINMENT 169'	WELDED	X	X
2120400614 -148 -149 -150	CV 6"	WESTINGHOUSE 8374D48	191603	4	CONTAINMENT 169'	WELDED	X	X
2120500612 -123	CV 14"	WESTINGHOUSE 8372D17	191603	2	CONTAINMENT 169'	WELDED	X	X

5017s/19 - copy of 0571n

ISTING
AND STATUS OF SAFETY RELATED EQUIPMENT

ER COMPANY A/E: BECHTEL NSSS: WESTINGHOUSE

ENT LISTED BELOW ___ OTHER SAFETY SYSTEM: SAFETY INJECTION SYSTEM (ACTIVE VALVES)

NSIDERED C	QUALIFICATION METHOD				LOWEST NATURAL FREQUENCY			STATUS		RRS	
	REQUIRED INPUT (ZPA) H/V	ANALYSIS	TEST FREQUENCY	TEST DIRECTION	F/B (Hz)	S/S (Hz)	V (Hz)	QUALIFICATION	INSTALLATION	FIGURE REF.	CODES AND STANDARDS
	NOTE 8	-	SF	SD	F1	F1	F1	a	a	NOTE 4	IEEE-323-74 -382-72 -382-80 -344-75
	NOTE 8	-	SF	SD	F1	F1	F1	a	a	NOTE 4	IEEE-323-74 -382-72 -344-75
	2.1/2.1	S	-	-	F1	F1	F1	a	a	NOTE 4	ASME III
	2.1/2.1	S	-	-	F1	F1	F1	a	a	NOTE 4	ASME III
	2.1/2.1	S	-	-	F1	F1	F1	a	a	NOTE 4	ASME III

5017s/20 - copy of 0571n

TI
APERTURE
CARD

Also Available On
Aperture Card

8805240295 -355

MASTER
SEISMIC AND DYNAMIC QUALIFICATION SUMMA

DOCKET NO.: 50-424 & 50-425 UTILITY: GEORGIA P

PLANT NAME: VOGTLE ELECTRIC GENERATING PLANT

THE SUPPLIER IS: ____ A/E X NSSS FOR EQUI

	EQUIPMENT				LOCATION		LOADS	
TAG NO.	TYPE AND DESCRIPTION	MANUFACTURER AND MODEL NO.	QUALIFICATION REPORT NO.	QUANTITY	BUILDING AND ELEVATION	MOUNTING	SEISMIC	OTH DYNA
2HV8821A -B	GV 4"	WESTINGHOUSE EMD 8376D51	191613	2	AUXILIARY 170' 6"	WELDED	X	X
2HV8821A -B	MOTOR OPERATOR	LIMITORQUE SMB-00-15	HE-4	2	AUXILIARY 170' 6"	BOLTED	X	-
2HV8835	GV 4"	WESTINGHOUSE EMD 2D00021	191613	1	AUXILIARY 195'	WELDED	X	X
2HV8835	MOTOR OPERATOR	LIMITORQUE SB-00-15	HE-4	1	AUXILIARY 195'	BOLTED	X	-
2ZSO8835 2ZSC8835	LIMIT SWITCH	NAMCO EA18012303	HE-3/6	2	AUXILIARY 195'	BOLTED	X	-

5017s/21 - copy of 0571n

LISTING
RY AND STATUS OF SAFETY RELATED EQUIPMENT

OWER COMPANY A/E: BECHTEL NSSS: WESTINGHOUSE

PMENT LISTED BELOW ____ OTHER SAFETY SYSTEM: SAFETY INJECTION SYSTEM (ACTIVE VALVES)

ER MIC	CONSIDERED REQUIRED INPUT (ZPA) H/V	QUALIFICATION METHOD ANALYSIS	TEST FREQUENCY	TEST DIRECTION	LOWEST NATURAL FREQUENCY F/B (Hz)	S/S (Hz)	V (Hz)	STATUS QUALIFICATION	INSTALLATION	RRS FIGURE REF.	CODES AND STANDARDS
	2.1/2.1	S	-	-	F1	F1	F1	a	a	NOTE 4	ASME III
	NOTE 8	-	SF	SD	F1	F1	F1	a	a	NOTE 4	IEEE-323-74 -382-72 -382-80 -344-75
	2.1/2.1	S	-	-	F1	F1	F1	a	a	NOTE 4	ASME III
	NOTE 8	-	SF	SD		F1	F1	a	a	NOTE 4	IEEE-323-74 -382-72 -382-80 -344-75
	NOTE 8	-	SF	SD	F1	F1	F1	a	a	NOTE 4	IEEE-323-74 -382-72 -344-75

5017s/22 - copy of 0571n

TI
APERTURE
CARD

Also Available On
Aperture Card

8805240295 -356

MASTER
SEISMIC AND DYNAMIC QUALIFICATION SUMMAR

PLANT NAME: VOGTLE ELECTRIC GENERATING PLANT DOCKET NO.: 50-424 & 50-425 UTILITY: GEORGIA PO

THE SUPPLIER IS: ____ A/E X NSSS FOR EQUIP

	EQUIPMENT				LOCATION		LOADS C	
TAG NO.	TYPE AND DESCRIPTION	MANUFACTURER AND MODEL NO.	QUALIFICATION REPORT NO.	QUANTITY	BUILDING AND ELEVATION	MOUNT-ING	SEIS-MIC	OTHE DYNAM
2HV8840	GV 12"	WESTINGHOUSE EMD 8380D75	191613	1	AUXILIARY 195'	WELDED	X	X
2HV8840	MOTOR OPERATOR	LIMITORQUE SB-2-80	HE-4	1	AUXILIARY 195'	BOLTED	X	-
2ZS08840 2ZSC8840	LIMIT SWITCH	NAMCO EA18012303	HE-3/6	2	AUXILIARY 19[illegible]	BOLTED	X	-
2120U6128 -29	CV 8"	WESTINGHOUSE	191603	2	CONTAINMENT 169'	WELDED	X	X
2120U6098 -99	CV 4"	WESTINGHOUSE 8375D34	191603	2	AUXILIARY 170' 6"	WELDED	X	X

5017s/23 - copy of 0571n

LISTING
Y AND STATUS OF SAFETY RELATED EQUIPMENT

WER COMPANY A/E: BECHTEL NSSS: WESTINGHOUSE

MENT LISTED BELOW ____ OTHER SAFETY SYSTEM: SAFETY INJECTION SYSTEM (ACTIVE VALVES)

ONSIDERED	QUALIFICATION METHOD			LOWEST NATURAL FREQUENCY			STATUS		RRS	
REQUIRED INPUT (ZPA) H/V	ANALYSIS	TEST FREQUENCY	TEST DIRECTION	F/B (HZ)	S/S (HZ)	V (HZ)	QUALIFICATION	INSTALLATION	FIGURE REF.	CODES AND STANDARDS
2.1/2.1	S	-	-	F1	F1	F1	a	a	NOTE 4	ASME III
NOTE 8	-	SF	SD	F1	F1	F1	a	a	NOTE 4	IEEE-323-74 -382-72 -382-80 -344-75
NOTE 8	-	SF	SD	F1	F1	F1	a	a	NOTE 4	IEEE-323-74 -382-72 -344-75
2.1/2.1	S	-	-	F1	F1	F1	a	a	NOTE 4	ASME III
2.1/2.1	S	-	-	F1	F1	F1	a	a	NOTE 4	ASME III

5017s/24 - copy of 0571n

TI
APERTURE
CARD

Also Available On
Aperture Card

8805240295-357

MASTER LI
SEISMIC AND DYNAMIC QUALIFICATION SUMMARY

PLANT NAME: VOGTLE ELECTRIC GENERATING PLANT DOCKET NO.: 50-424 & 50-425 UTILITY: GEORGIA POWE

THE SUPPLIER IS: ____ A/E __X__ NSSS FOR EQUIPME

	EQUIPMENT				LOCATION		LOADS CON	
TAG NO.	TYPE AND DESCRIPTION	MANUFACTURER AND MODEL NO.	QUALIFICATION REPORT NO.	QUANTITY	BUILDING AND ELEVATION	MOUNT-ING	SEIS-MIC	OTHER DYNAMIC
2HV8923A -B	GV 6"	WESTINGHOUSE EMD 8376D78	191613	2	AUXILIARY 170' 6"	WELDED	X	X
2HV8923A -B	MOTOR	LIMITORQUE SMB-000-5	HE-4	2	AUXILIARY 170' 6"	BOLTED	X	-
2HV8924	GV 6"	WESTINGHOUSE EMD 8376D78	191613	1	AUXILIARY 170' 6"	WELDED	X	X
2HV8924	MOTOR	LIMITORQUE SMB-000-5	HE-4	1	AUXILIARY 170' 6"	BOLTED	X	-
21204U6090	GV 8"	WESTINGHOUSE 8176D74	191603	1	AUXILIARY 170' 6"	WELDED	X	X

5017s/25 - copy of 0571n

STING
AND STATUS OF SAFETY RELATED EQUIPMENT

R COMPANY A/E: BECHTEL NSSS: WESTINGHOUSE

NT LISTED BELOW ____ OTHER SAFETY SYSTEM: SAFETY INJECTION SYSTEM (ACTIVE VALVES)

SIDERED	QUALIFICATION METHOD			LOWEST NATURAL FREQUENCY			STATUS		RRS	
REQUIRED INPUT (ZPA) H/V	ANALYSIS	TEST FREQUENCY	TEST DIRECTION	F/B (Hz)	S/S (Hz)	V (Hz)	QUALIFICATION	INSTALLATION	FIGURE REF.	CODES AND STANDARDS
2.1/2.1	S	-	-	F1	F1	F1	a	a	NOTE 4	ASME III
NOTE 8	-	SF	SD	F1	F1	F1	a	a	NOTE 4	IEEE-323-74 -382-72 -382-80 -344-75
2.1/2.1	S	-	-	F1	F1	F1	a	a	NOTE 4	ASME III
NOTE 8	-	SF	SD	F1	F1	F1	a	a	NOTE 4	IEEE-323-74 -382-72 -382-80 -344-75
2.1/2.1	S	-	-	F1	F1	F1	a	a	NOTE 4	ASME III

5017s/26 - copy of 0571n

TI
APERTURE
CARD

Also Available On
Aperture Card

8805240295 -358

MASTER L

SEISMIC AND DYNAMIC QUALIFICATION SUMMARY

PLANT NAME: VOGTLE ELECTRIC GENERATING PLANT DOCKET NO.: 50-424 & 50-425 UTILITY: GEORGIA POW

THE SUPPLIER IS: ____ A/E __X__ NSSS FOR EQUIPM

TAG NO.	EQUIPMENT: TYPE AND DESCRIPTION	EQUIPMENT: MANUFACTURER AND MODEL NO.	EQUIPMENT: QUALIFICATION REPORT NO.	EQUIPMENT: QUANTITY	LOCATION: BUILDING AND ELEVATION	LOCATION: MOUNTING	LOADS CO: SEISMIC	LOADS CO: OTHER DYNAMIC
2120U6083 -84 -85 -86	CV 10"	WESTINGHOUSE 8376D73	191603	4	CONTAINMENT 169' 195' 195' 169'	WELDED	X	X
2120U6124 -125 -126 -127	CV 6"	WESTINGHOUSE 8374D48	191603	4	CONTAINMENT 195' 169' 169' 195'	WELDED	X	X
2120U6079 -80 -81 -82	CV 10"	WESTINGHOUSE 8376D73	191603	4	CONTAINMENT 169'	WELDED	X	X
2120U6001 -2	CV 12"	WESTINGHOUSE 8372D16	191603	2	AUXILIARY 119' 3"	WELDED	X	X
2120U6436 2120U6163	CV 8"	WESTINGHOUSE 8376D74	191603	2	AUXILIARY 143' 6"	WELDED	X	X

5018s/5 - copy of 0571n

STING
AND STATUS OF SAFETY RELATED EQUIPMENT

R COMPANY A/E: BECHTEL NSSS: WESTINGHOUSE

NT LISTED BELOW ____ OTHER SAFETY SYSTEM: SAFETY INJECTION SYSTEM (ACTIVE VALVES)

SIDERED REQUIRED INPUT (ZPA) H/V	QUALIFICATION METHOD: ANALYSIS	QUALIFICATION METHOD: TEST FREQUENCY	QUALIFICATION METHOD: TEST DIRECTION	LOWEST NATURAL FREQUENCY: F/B (HZ)	LOWEST NATURAL FREQUENCY: S/S (HZ)	LOWEST NATURAL FREQUENCY: V (HZ)	STATUS: QUALIFICATION	STATUS: INSTALLATION	RRS: FIGURE REF.	CODES AND STANDARDS
2.1/2.1	S	-	-	F1	F1	F1	a	a	NOTE 4	ASME III
2.1/2.1	S	-	-	F1	F1	F1	a	a	NOTE 4	ASME III
2.1/2.1	S	-	-	F1	F1	F1	a	a	NOTE 4	ASME III
2.1/2.1	S	-	-	F1	F1	F1	a	a	NOTE 4	ASME III
2.1/2.1	S	-	-	F1	F1	F1	a	a	NOTE 4	ASME III

5018s/6 - copy of 0571n

TI
APERTURE
CARD

Also Available On
Aperture Card

MASTER LI

SEISMIC AND DYNAMIC QUALIFICATION SUMMARY

DOCKET NO.: 50-424 & 50-425 UTILITY: GEORGIA POWE

PLANT NAME: VOGTLE ELECTRIC GENERATING PLANT

THE SUPPLIER IS: ____ A/E X NSSS FOR EQUIPME

	EQUIPMENT				LOCATION		LOADS CON	
TAG NO.	TYPE AND DESCRIPTION	MANUFACTURER AND MODEL NO.	QUALIFICATION REPORT NO.	QUANTITY	BUILDING AND ELEVATION	MOUNTING	SEISMIC	OTHER DYNAMIC
2HV943A -B	GLV 1" SOLENOID OPERATED	TARGET ROCK 79AB-005	HE-10C	2	CONTAINMENT 180'	WELDED	X	X
2HV8823	GLV 3/4"	FISHER 57A5302	207603	1	CONTAINMENT 180'	WELDED	X	X
2HY8823	SOLENOID	ASCO NP831654E	HE-2/5	1	CONTAINMENT 180'	BOLTED	X	-
2ZSC8823 2ZSO8823	LIMIT SWITCH	NAMCO EA18031303	HE-3/6	2	CONTAINMENT 180'	BOLTED	X	-

5018s/7 - copy of 0571n

STING
AND STATUS OF SAFETY RELATED EQUIPMENT

R COMPANY A/E: BECHTEL NSSS: WESTINGHOUSE

NT LISTED BELOW ____ OTHER SAFETY SYSTEM: SAFETY INJECTION SYSTEM (ACTIVE VALVES)

SIDERED REQUIRED INPUT (ZPA) H/V	QUALIFICATION METHOD			LOWEST NATURAL FREQUENCY			STATUS		RRS	
	ANALYSIS	TEST FREQUENCY	TEST DIRECTION	F/B (Hz)	S/S (Hz)	V (Hz)	QUALIFICATION	INSTALLATION	FIGURE REF.	CODES AND STANDARDS
NOTE 8	-	SF	MD	F1	F1	F1	a	a	NOTE 4	ASME III
2.1/2.1	S	-	-	F1	F1	F1	A	a	NOTE 4	ASME III
NOTE 8	-	SF	SD	F1	F1	F1	a	a	NOTE 4	IEEE-323-74 -382-72 -344-75
NOTE 8	-	SF	SD	F1	F1	F1	a	a	NOTE 4	IEEE-323-74 -382-72 -344-75

5018s/8 - copy of 0571n

TI APERTURE CARD

Also Available On Aperture Card

8805240295 -360

MASTER
SEISMIC AND DYNAMIC QUALIFICATION SUMMARY

PLANT NAME: VOGTLE ELECTRIC GENERATING PLANT DOCKET NO.: 50-424 & 50-425 UTILITY: GEORGIA PO

THE SUPPLIER IS: ____ A/E __X__ NSSS FOR EQUIP

TAG NO.	EQUIPMENT TYPE AND DESCRIPTION	MANUFACTURER AND MODEL NO.	QUALIFICATION REPORT NO.	QUANTITY	LOCATION BUILDING AND ELEVATION	MOUNTING	LOADS C SEISMIC	OTHE DYNAM
2HV8824	GLV 3/4"	FISHER 57A5302	207603	1	CONTAINMENT 180'	WELDED	X	X
2HV6824	SOLENOID	ASCO NP831654E	HE-2/5	1	CONTAINMENT 180'	BOLTED	X	-
2ZSC8824 2ZSO8824	LIMIT SWITCH	NAMCO EA18031303	HE-3/6	2	CONTAINMENT 180'	BOLTED	X	-
2HV8814	GLV 1-1/2"	VELAN E73-018	189238	1	AUXILIARY 180'	WELDED	X	X
2HV8814	MOTOR OPERATOR	LIMITORQUE SMB-00-10	HE-4, ADD. 1	1	AUXILIARY 180'	BOLTED	X	-

5018s/9 - copy of 0571n

LISTING
AND STATUS OF SAFETY RELATED EQUIPMENT

LR COMPANY A/E: BECHTEL NSSS: WESTINGHOUSE

ENT LISTED BELOW ____ OTHER SAFETY SYSTEM: SAFETY INJECTION SYSTEM (ACTIVE VALVES)

NSIDERED	QUALIFICATION METHOD			LOWEST NATURAL FREQUENCY			STATUS		RRS	
REQUIRED INPUT (ZPA) H/V	ANALYSIS	TEST FREQUENCY	TEST DIRECTION	F/B (Hz)	S/S (Hz)	V (Hz)	QUALIFICATION	INSTALLATION	FIGURE REF.	CODES AND STANDARDS
2.1/2.1	S	-	-	F1	F1	F1	a	a	NOTE 4	ASME III
NOTE 8	-	SF	SD	F1	F1	F1	a	a	NOTE 4	IEEE-323-74 -382-72 -344-75
NOTE 8	-	SF	SD	F1	F1	F1	a	a	NOTE 4	IEEE-323-74 -382-72 -344-75
2.1/2.1	S	-	-	F1	F1	F1	a	a	NOTE 4	ASME III
NOTE 8	-	SF	SD	F1	F1	F1	a	a	NOTE 4	IEEE-323-74 -382-72 -382-80 -344-75

5018s/10 - copy of 0571n

TI
APERTURE
CARD

Also Available On
Aperture Card

8805240295-361

MASTER L

SEISMIC AND DYNAMIC QUALIFICATION SUMMARY

DOCKET NO.: 50-424 & 50-425 UTILITY: GEORGIA POW

PLANT NAME: VOGTLE ELECTRIC GENERATING PLANT

THE SUPPLIER IS: ____ A/E X NSSS FOR EQUIPM

TAG NO.	EQUIPMENT TYPE AND DESCRIPTION	MANUFACTURER AND MODEL NO.	QUALIFICATION REPORT NO.	QUANTITY	LOCATION BUILDING AND ELEVATION	MOUNTING	LOADS CO SEISMIC	OTHER DYNAMI
2ZSC8814 2ZSO8814	LIMIT SWITCH	NAMCO EA18011303	HE-3/6	2	AUXILIARY 180'	BOLTED	X	-
2HV8825	GLV 3/4"	FISHER 57A5302	207603	1	CONTAINMENT 180'	WELDED	X	X
2HY8825	SOLENOID	ASCO NP831654E	HE-2/5	1	CONTAINMENT 180'	BOLTED	X	-
2ZSC8825 2ZSO8825	LIMIT SWITCH	NAMCO EA1831303	HE-3/6	2	CONTAINMENT 180'	BOLTED	X	-
2HV8843	GLV 3/4"	CAPES VULCAN D-165956	294281	1	CONTAINMENT 180'	WELDED	X	X

5018s/11 - copy of 0571n

ISTING
AND STATUS OF SAFETY RELATED EQUIPMENT

ER COMPANY A/E: BECHTEL NSSS: WESTINGHOUSE

ENT LISTED BELOW ____ OTHER SAFETY SYSTEM: SAFETY INJECTION SYSTEM (ACTIVE VALVES)

NSIDERED	QUALIFICATION METHOD			LOWEST NATURAL FREQUENCY			STATUS		RRS	
C] REQUIRED INPUT (ZPA) H/V	ANALYSIS	TEST FREQUENCY	TEST DIRECTION	F/B (Hz)	S/S (Hz)	V (Hz)	QUALIFICATION	INSTALLATION	FIGURE REF.	CODES AND STANDARDS
NOTE 8	-	SF	SD	F1	F1	F1	a	a	NOTE 4	IEEE-323-74 -382-72 -344-75
2.1/2.1	S	-	-	F1	F1	F1	a	a	NOTE 4	ASME III
NOTE 8	-	SF	SD	F1	F1	F1	a	a	NOTE 4	IEEE-323-74 -382-72 -344-75
NOTE 8	-	SF	SD	F1	F1	F1	a	a	NOTE 4	IEEE-323-74 -382-72 -344-75
2.1/2.1	S	-	-	F1	F1	F1	a	a	NOTE 4	ASME III

5018s/12 - copy of 0571n

TI
APERTURE
CARD

Also Available On
Aperture Card

8805240295-362

MASTER
SEISMIC AND DYNAMIC QUALIFICATION SUMMARY

PLANT NAME: VOGTLE ELECTRIC GENERATING PLANT DOCKET NO.: 50-424 & 50-425 UTILITY: GEORGIA PO

THE SUPPLIER IS: ____ A/E X NSSS FOR EQUIP

	EQUIPMENT				LOCATION		LOADS C	
TAG NO.	TYPE AND DESCRIPTION	MANUFACTURER AND MODEL NO.	QUALIFICATION REPORT NO.	QUANTITY	BUILDING AND ELEVATION	MOUNTING	SEISMIC	OTHER DYNAM
2HY8843	SOLENOID	ASCO NP831654E	HE-2/5	1	CONTAINMENT 200'	BOLTED	X	-
2ZSC8843 2ZSO8843	LIMIT SWITCH	NAMCO EA18011303 18012303	HE-3/6	2	CONTAINMENT 200'	BOLTED	X	-
2HV8871	GLV 3/4"	FISHER 5242251	207603	1	CONTAINMENT 200'	WELDED	X	X
2HY8871	SOLENOID	ASCO NP831654E	HE-2/5	1	CONTAINMENT 200'	BOLTED	X	-
2ZSC8871 2ZSO8871	LIMIT SWITCH	NAMCO EA18031303	HE 3/6	2	CONTAINMENT 200'	BOLTED	X	-

5018s/13 - copy of 0571n

ISTING
AND STATUS OF SAFETY RELATED EQUIPMENT

ER COMPANY A/E: BECHTEL NSSS: WESTINGHOUSE

ENT LISTED BELOW ___ OTHER SAFETY SYSTEM: SAFETY INJECTION SYSTEM (ACTIVE VALVES)

NSIDERED	QUALIFICATION METHOD			LOWEST NATURAL FREQUENCY			STATUS		RRS	
C REQUIRED INPUT (ZPA) H/V	ANALYSIS	TEST FREQUENCY	TEST DIRECTION	F/B (Hz)	S/S (Hz)	V (Hz)	QUALIFICATION	INSTALLATION	FIGURE REF.	CODES AND STANDARDS
NOTE 8	-	SF	SD	F1	F1	F1	a	a	NOTE 4	IEEE-323-74 -382-72 -344-75
NOTE 8	-	SF	SD	F1	F1	F1	a	a	NOTE 4	IEEE-323-74 -382-72 -344-75
2.1/2.1	S	-	-	F1	F1	F1	a	a	NOTE 4	ASME III
NOTF 8	-	SF	SD	F1	F1	F1	a	a	NOTE 4	IEEE-323-74 -382-72 -344-75
NOTE 8	-	SF	SD	F1	F1	F1	a	a	NOTE 4	IEEE-323-74 -382-72 -344-75

5018s/14 - copy of 0571n

TI APERTURE CARD

Also Available On Aperture Card

8805240295 -363

MASTER
SEISMIC AND DYNAMIC QUALIFICATION SUMMARY

PLANT NAME: VOGTLE ELECTRIC GENERATING PLANT DOCKET NO.: 50-424 & 50-425 UTILITY: GEORGIA POW

THE SUPPLIER IS: ____ A/E X NSSS FOR EQUIPM

	EQUIPMENT				LOCATION		LOADS CO	
TAG NO.	TYPE AND DESCRIPTION	MANUFACTURER AND MODEL NO.	QUALIFICATION REPORT NO.	QUANTITY	BUILDING AND ELEVATION	MOUNTING	SEISMIC	OTHER DYNAMI
2HV8875A -B -C -D -E -F -G -H	GLV 1" SOLENOID OPERATED	TARGET ROCK 79AB-004	HE-10A	8	CONTAINMENT 180'	WELDED	X	X
2HV8880	GLV 1"	FISHER 52A2242	207603	1	AUXILIARY 195'	WELDED	X	X
2HV8880	SOLENOID	ASCO NP831654E	HE-2/5	1	AUXILIARY 195'	BOLTED	X	-
2ZSC8880 2ZSO8880	LIMIT SWITCH	N/MCO EA18031303	HE-3/6	2	AUXILIARY 195'	BOLTED	X	-

5018s/15 - copy of 0571n

ISTING
AND STATUS OF SAFETY RELATED EQUIPMENT

R COMPANY A/E: BECHTEL NSSS: WESTINGHOUSE

ENT LISTED BELOW ____ OTHER SAFETY SYSTEM: SAFETY INJECTION SYSTEM (ACTIVE VALVES)

NSIDERED	QUALIFICATION METHOD			LOWEST NATURAL FREQUENCY			STATUS		RRS	
C REQUIRED INPUT (ZPA) H/V	ANALYSIS	TEST FREQUENCY	TEST DIRECTION	F/B (Hz)	S/S (Hz)	V (Hz)	QUALIFICATION	INSTALLATION	FIGURE REF.	CODES AND STANDARDS
NOTE 8	-	SF	MD	F1	F1	F1	a	a	NOTE 4	ASME III
2.1/2.1	S	-	-	F1	F1	F1	a	a	NOTE 4	ASME III
NOTE 8	-	SF	SD	F1	F1	F1	a	a	NOTE 4	IEEE-323-74 -382-72 -344-75
NOTE 8	-	SF	SD	F1	F1	F1	a	a	NOTE 4	IEEE-323-74 -382-72 -344-75

5018s/16 - copy of 0571n

TI
APERTURE
CARD

Also Available On
Aperture Card

8805240295-364

MASTER L
SEISMIC AND DYNAMIC QUALIFICATION SUMMARY

PLANT NAME: VOGTLE ELECTRIC GENERATING PLANT DOCKET NO.: 50-424 & 50-425 UTILITY: GEORGIA POW

THE SUPPLIER IS: ____ A/E __X__ NSSS FOR EQUIPM

	EQUIPMENT				LOCATION		LOADS CO	
TAG NO.	TYPE AND DESCRIPTION	MANUFACTURER AND MODEL NO.	QUALIFICATION REPORT NO.	QUANTITY	BUILDING AND ELEVATION	MOUNTING	SEISMIC	OTHER DYNAMI
2HV8881	GLV 3/4"	COPES VULCAN D165956	294281	1	CONTAINMENT 200'	WELDED	X	X
2HY8881	SOLENOID	ASCO NP831654E	HE-2/5	1	CONTAINMENT 200'	BOLTED	X	-
2ZSC8881 2ZSO8881	LIMIT SWITCH	NAMCO EA18011303 18012303	HE-3/6	2	CONTAINMENT 200'	BOLTED	X	-
2HV8888	GLV 3/4"	FISHER 52A2251	207603	1	AUXILIARY 195'	WELDED	X	X
2HY8888	SOLENOID	ASCO NP831654E	HE-2/5	1	AUXILIARY 195'	BOLTED	X	-

5018s/17 - copy of 05?1n

ISTING
AND STATUS OF SAFETY RELATED EQUIPMENT

ER COMPANY A/E: BECHTEL NSSS: WESTINGHOUSE

ENT LISTED BELOW ____ OTHER SAFETY SYSTEM: SAFETY INJECTION SYSTEM (ACTIVE VALVES)

NSIDERED C	REQUIRED INPUT (ZPA) H/V	QUALIFICATION METHOD: ANALYSIS	QUALIFICATION METHOD: TEST FREQUENCY	QUALIFICATION METHOD: TEST DIRECTION	LOWEST NATURAL FREQUENCY: F/B (Hz)	LOWEST NATURAL FREQUENCY: S/S (Hz)	LOWEST NATURAL FREQUENCY: V (Hz)	STATUS: QUALIFICATION	STATUS: INSTALLATION	RRS: FIGURE REF.	CODES AND STANDARDS
	2.1/2.1	S	-	-	F1	F1	F1	a	a	NOTE 4	ASME III
	NOTE 8	-	SF	SD	F1	F1	F1	a	a	NOTE 4	IEEE-323-74 -382-72 -344-75
	NOTE 8	-	SF	SD	F1	F1	F1	a	a	NOTE 4	IEEE-323-74 -382-72 -344-75
	2.1/2.1	S	-	-	F1	F1	F1	a	a	NOTE 4	ASME III
	NOTE 8	-	SF	SD	F1	F1	F1	a	a	NOTE 4	IEEE-323-74 -382-72 -344-75

5018s/18 - copy of 0571n

TI APERTURE CARD

Also Available On Aperture Card

8805240295 -365

MASTER
SEISMIC AND DYNAMIC QUALIFICATION SUMMA

PLANT NAME: VOGTLE ELECTRIC GENERATING PLANT DOCKET NO.: 50-424 & 50-425 UTILITY: GEORGIA P

THE SUPPLIER IS: ____ A/E __X__ NSSS FOR EQUI

	EQUIPMENT				LOCATION		LOADS	
TAG NO.	TYPE AND DESCRIPTION	MANUFACTURER AND MODEL NO.	QUALIFICATION REPORT NO.	QUANTITY	BUILDING AND ELEVATION	MOUNTING	SEISMIC	OTH DYNA
2ZSC8888 2ZSO8888	LIMIT SWITCH	NAMCO EA18031303	HE-3/6	2	AUXILIARY 195'	BOLTED	X	-
2HV8890A -B	GLV 3/4"	FISHER 57A5302	207603	2	CONTAINMENT 200'	WELDED	X	X
2HV8890A -B	SOLENOID	ASCO NP831654E	HE-2/5	2	CONTAINMENT 200'	BOLTED	X	-
2ZSC8890A 2ZSO8890A 2ZSC8890B 2ZSC8890B	LIMIT SWITCH	NAMCO EA18031303	HE-3/6	4	CONTAINMENT 200'	BOLTED	X	-
2HV8920	GLV 1-1/2"	VELAN E73-018	189238	1	AUXILIARY 170'-6"	WELDED	X	X

LISTING
RY AND STATUS OF SAFETY RELATED EQUIPMENT

OWER COMPANY A/E: BECHTEL NSSS: WESTINGHOUSE

PMENT LISTED BELOW ____ OTHER SAFETY SYSTEM: SAFETY INJECTION SYSTEM (ACTIVE VALVES)

CONSIDERED ER MIC	REQUIRED INPUT (ZPA) H/V	QUALIFICATION METHOD: ANALYSIS	TEST FREQUENCY	TEST DIRECTION	LOWEST NATURAL FREQUENCY: F/B (Hz)	S/S (Hz)	V (Hz)	STATUS: QUALIFICATION	INSTALLATION	RRS FIGURE REF.	CODES AND STANDARDS
	NOTE 8	-	SF	SD	F1	F1	F1	a	a	NOTE 4	IEEE-323-74 -382-72 -344-75
	2.1/2.1	S	-	-	F1	F1	F1	a	a	NOTE 4	ASME III
	NOTE 8	-	SF	SD	F1	F1	F1	a	a	NOTE 4	IEEE-323-74 -382-72 -344-75
	NOTE 8	-	SF	SD	F1	F1	F1	a	a	NOTE 4	IEEE-323-74 -382-72 -344-75
	2.1/2.1	S	-	-	F1	F1	F1	a	a	NOTE 4	ASME III

5018s/20 - copy of 0571n

TI APERTURE CARD

Also Available On Aperture Card

8805240295 -366

MASTER
SEISMIC AND DYNAMIC QUALIFICATION SUMMAR

DOCKET NO.: 50-424 & 50-425 UTILITY: GEORGIA PO

PLANT NAME: VOGTLE ELECTRIC GENERATING PLANT FOR EQUIP

THE SUPPLIER IS: ___ A/E X NSSS

	EQUIPMENT				LOCATION		LOADS C	
TAG NO.	TYPE AND DESCRIPTION	MANUFACTURER AND MODEL NO.	QUALIFICATION REPORT NO.	QUANTITY	BUILDING AND ELEVATION	MOUNT-ING	SEIS-MIC	OTHE DYNAM
2HV8920	MOTOR OPERATOR	LIMITORQUE SMB-00-10	HE-4	1	AUXILIARY 170'-6"	BOLTED	X	-
2ZSC8920 2ZSO8920	LIMIT SWITCH	NAMCO EA18011303	HE-3/6	2	AUXILIARY 170'-6"	BOLTED	X	-
2HV8964	GLV 3/4"	FISHER 52A2251	207603	1	AUXILIARY 195'	WELDED	X	X
2HV8964	SOLENOID	ASCO NP8316S4E	HE-2/5	1	AUXILIARY 195'	BOLTED	X	-
2ZSC8964 2ZSO8964	LIMIT SWITCH	NAMCO EA18011303	HE-3/6	2	AUXILIARY 195'	BOLTED	X	-

5018s/21 - copy of 0571n

LISTING
AND STATUS OF SAFETY RELATED EQUIPMENT

ER COMPANY A/E: BECHTEL NSSS: WESTINGHOUSE

ENT LISTED BELOW ____ OTHER SAFETY SYSTEM: SAFETY INJECTION SYSTEM (ACTIVE VALVES)

NSIDERED	QUALIFICATION METHOD			LOWEST NATURAL FREQUENCY			STATUS		RRS	
C	REQUIRED INPUT (ZPA) H/V	ANALYSIS	TEST FREQUENCY	TEST DIRECTION	F/B (Hz)	S/S (Hz)	V (Hz)	QUALIFICATION	INSTALLATION	FIGURE REF.	CODES AND STANDARDS
	NOTE 8	-	SF	SD	F1	F1	F1	a	a	NOTE 4	IEEE-323-74 -382-72 -382-80 -344-75
	NOTE 8	-	SF	SD	F1	F1	F1	a	a	NOTE 4	IEEE-323-74 -382-72 -344-75
	2.1/2.1	S	-	-	F1	F1	F1	a	a	NOTE 4	ASME III
	NOTE 8	-	SF	SD	F1	F1	F1	a	a	NOTE 4	IEEE-323-74 -382-72 -344-75
	NOTE 8	-	SF	SD	F1	F1	F1	a	a	NOTE 4	IEEE-323-74 -382-72 -344-75

5018s/22 - copy of 0571n

TI
APERTURE
CARD

Also Available On
Aperture Card

8805240295 -367

MASTER L
SEISMIC AND DYNAMIC QUALIFICATION SUMMARY

PLANT NAME: VOGTLE ELECTRIC GENERATING PLANT DOCKET NO.: 50-424 & 50-425 UTILITY: GEORGIA POW

THE SUPPLIER IS: ____ A/E X NSSS FOR EQUIPM

	EQUIPMENT				LOCATION		LOADS CO	
TAG NO.	TYPE AND DESCRIPTION	MANUFACTURER AND MODEL NO.	QUALIFICATION REPORT NO.	QUANTITY	BUILDING AND ELEVATION	MOUNTING	SEISMIC	OTHER DYNAM
2120U4143 -144 -145 -146	CV 2"	ROCKWELL 36274	SA497907 -08 -09 -10 -11	4	CONTAINMENT 170' 6"	WELDED	X	-
2120U4026	CV 1-1/2"	DRESSER 7440W	SR-187	1	CONTAINMENT 170' 6"	WELDED	X	-
2120U4027 -028 -029	CV 1-1/2"	ROCKWELL 36274	SA497907 -08 -09 -10 -11	3	CONTAINMENT 195' 0"	WELDED	X	-
2120U4120 -121 -122 -123	CV 2"	ROCKWELL 36274	SA497907 -08 -09 -10 -11	4	CONTAINMENT 170' 6" 170' 6" 143' 6" 170' 6"	WELDED	X	-
2120U4093 -094	CV 1-1/2"	DRESSER 7440W	SR-187	2	AUXILIARY 170' 6"	WELDED	X	-

5018s/23 - copy of 0571n

ISTING
AND STATUS OF SAFETY RELATED EQUIPMENT

ER COMPANY A/E: BECHTEL NSSS: WESTINGHOUSE

ENT LISTED BELOW ____ OTHER SAFETY SYSTEM: SAFETY INJECTION SYSTEM (ACTIVE VALVES)

NSIDERED	QUALIFICATION METHOD			LOWEST NATURAL FREQUENCY			STATUS		RRS	
C REQUIRED INPUT (ZPA) H/V	ANALYSIS	TEST FREQUENCY	TEST DIRECTION	F/B (Hz)	S/S (Hz)	V (Hz)	QUALIFICATION	INSTALLATION	FIGURE REF.	CODES AND STANDARDS
4.5/4.5	S	-	-	F1	F1	F1	a	a	NOTE 4	ASME III
4.5/4.5	S	-	-	F1	F1	F1	a	a	NOTE 4	ASME III
4.5/4.5	S	-	-	F1	F1	F1	a	a	NOTE 4	ASME III
4.5/4.5	S	-	-	F1	F1	F1	a	a	NOTE 4	ASME III
4.5/4.5	S	-	-	F1	F1	F1	a	a	NOTE 4	ASME III

5018s/24 - copy of 0571n

TI
APERTURE
CARD

Also Available On
Aperture Card

8805240295 -368

MASTER
SEISMIC AND DYNAMIC QUALIFICATION SUMMA

DOCKET NO.: 50-424 & 50-425 UTILITY: GEORGIA P

PLANT NAME: VOGTLE ELECTRIC GENERATING PLANT

THE SUPPLIER IS: ____ A/E X NSSS FOR EQUI

	EQUIPMENT				LOCATION		LOADS	
TAG NO.	TYPE AND DESCRIPTION	MANUFACTURER AND MODEL NO.	QUALIFICATION REPORT NO.	QUANTITY	BUILDING AND ELEVATION	MOUNTING	SEISMIC	OTH DYNA
2240204017	CV 1"	DRESSER 5580W	SR-187	1	CONTAINMENT 170' 6"	WELDED	X	-

5018s/25 - copy of 0571n

LISTING
RY AND STATUS OF SAFETY RELATED EQUIPMENT

OWER COMPANY A/E: BECHTEL NSSS: WESTINGHOUSE

PMENT LISTED BELOW ___ OTHER SAFETY SYSTEM: SAFETY INJECTION SYSTEM (ACTIVE VALVES)

CONSIDERED ER MIC	REQUIRED INPUT (ZPA) H/V	QUALIFICATION METHOD: ANALYSIS	QUALIFICATION METHOD: TEST FREQUENCY	QUALIFICATION METHOD: TEST DIRECTION	LOWEST NATURAL FREQUENCY: F/B (Hz)	LOWEST NATURAL FREQUENCY: S/S (Hz)	LOWEST NATURAL FREQUENCY: V (Hz)	STATUS: QUALIFICATION	STATUS: INSTALLATION	RRS: FIGURE REF.	CODES AND STANDARDS
	4.5/4.5	S	-	-	F1	F1	F1	a	a	NOTE 4	ASME III

5018s/26 - copy of 0571n

TI
APERTURE
CARD

Also Available On
Aperture Card

8805240295-369

MASTER

SEISMIC AND DYNAMIC QUALIFICATION SUMMA

DOCKET NO.: 50-424 & 50-425 UTILITY: GEORGIA

PLANT NAME: VOGTLE ELECTRIC GENERATING PLANT

THE SUPPLIER IS: ____ A/E __X__ NSSS FOR EQU

	EQUIPMENT				LOCATION		LOADS	
TAG NO.	TYPE AND DESCRIPTION	MANUFACTURER AND MODEL NO.	QUALIFICATION REPORT NO.	QUANTITY	BUILDING AND ELEVATION	MOUNTING	SEISMIC	OTH DYNA
2HV7603A -B -C -D	GLV 3"	COPES VULCAN D266424	294281	4	AUXILIARY 170' 6"	WELDED	X	X
2HY7603E -F -G -H -J -K -L -M	SOLENOID	ASCO 206-381-6F	HE-?/5	8	AUXILIARY 170' 6"	BOLTED	X	
2ZSC7603A 2ZSO7603A 2ZSC7603B 2ZSO7603B 2ZSC7603C 2ZSO7603C 2ZSC7603D 2ZSC7603D	LIMIT SWITCH	NAMCO EA18011303 EA18012303	HE-3/6	8	AUXILIARY 170' 6"	BOLTED	X	

5019s/5 - copy of 0571n

LISTING
RY AND STATUS OF SAFETY RELATED EQUIPMENT

OWER COMPANY A/E: BECHTEL NSSS: WESTINGHOUSE

PMENT LISTED BELOW ____ OTHER SAFETY SYSTEM: STEAM GENERATOR BLOWDOWN PROCESSING SYSTEM (ACTIVE VALVES)

ER / MIC	CONSIDERED: REQUIRED INPUT (ZPA) H/V	QUALIFICATION METHOD: ANALYSIS	TEST FREQUENCY	TEST DIRECTION	LOWEST NATURAL FREQUENCY: F/B (Hz)	S/S (Hz)	V (Hz)	STATUS: QUALIFICATION	INSTALLATION	RRS: FIGURE REF.	CODES AND STANDARDS
	2.1/2.1	S	-	-	F1	F1	F1	a	a	NOTE 4	ASME III
	NOTE 8	-	SF	SD	F1	F1	F1	a	a	NOTE 4	IEEE-323-74 -382-72 -344-75
	NOTE 8	-	SF	SD	F1	F1	F1	a	a	NOTE 4	IEEE-323-74 -382-72 -344-75

5019s/6 - copy of 0571n

TI
APERTURE
CARD

Also Available On
Aperture C

8805240295-370

LIST
OF
FLOOR RESPONSE SPECTRA

For seismic Category 1 structures, a set of floor response spectra curves is developed at each elevation in accordance with Vogtle PSAR Supplements 3 and 4. Each set of curves consists of SSE-Horizontal, SSE-Vertical, OBE-Horizontal, and OBE-Vertical response spectra. In this appendix, the titles of the response spectra pertaining to each of the buildings are listed in sequential order by their X2CR sketch numbers.

X2CR1-01 through 52	Containment Building
X2CR2-01 through 32	Auxiliary Building
X2CR3-01 through 32	Control Building
X2CR4-01 through 24	Fuel Handling Building
X2CR5-01 through 34	Nuclear Service Cooling Water Tower
X2CR6-01 through 04	Plant Envelopes and Miscellaneous Structures
X2CR6-05 and 06	Tunnels
X2CR6-07 and 08	Diesel Fuel Oil Transfer Pumps
X2CR7-01 through 10	Diesel Generator Building
X2CR8-01 through 06	Auxiliary Feedwater Pump House
X2CR9-01 through 12	Refueling Water, Condensate and Reactor Makeup Water Storage Tanks

CONTAINMENT BUILDING

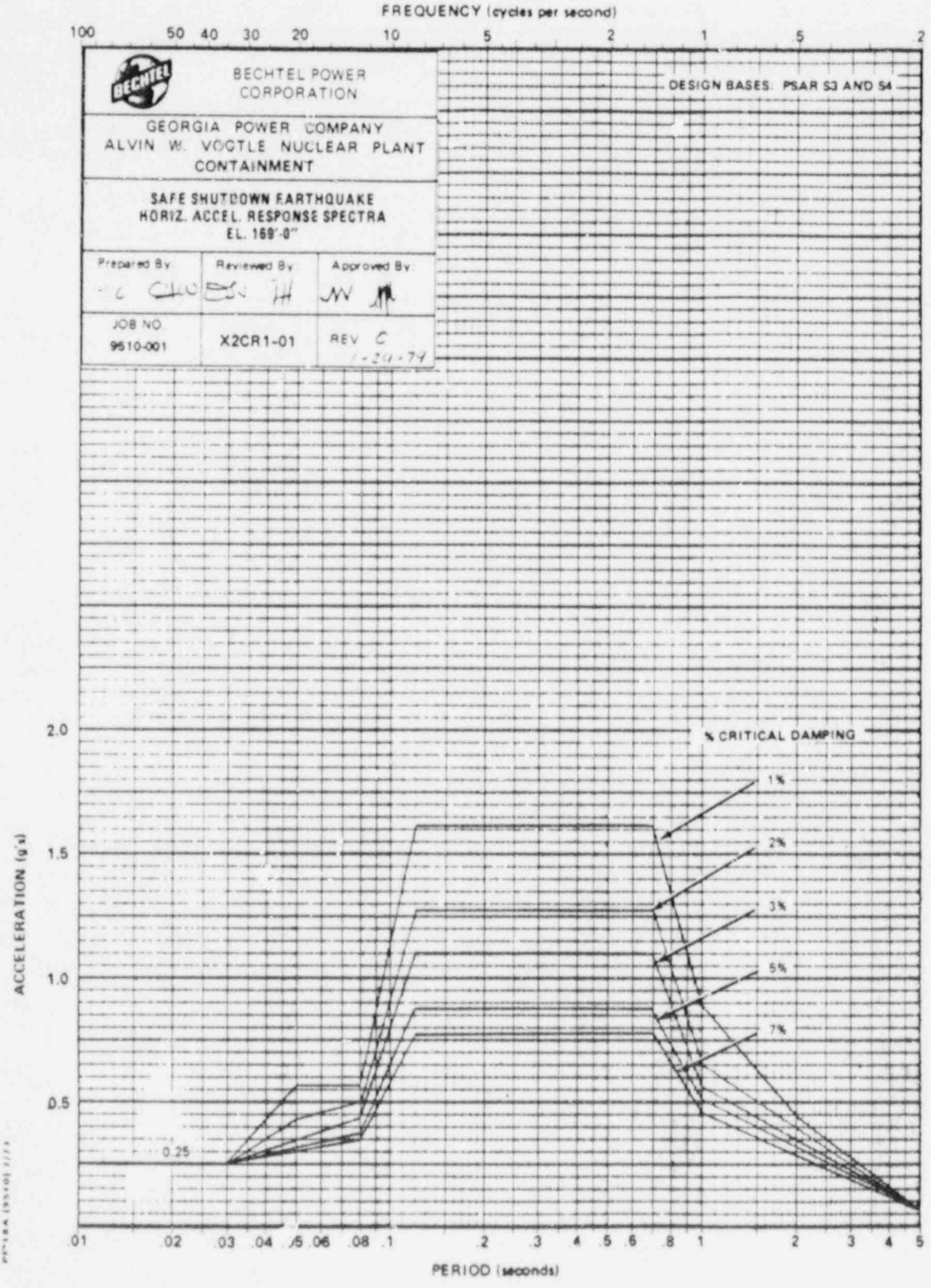
FREQUENCY (cycles per second)
100
50
40
30
20
10
5
2
1
.5
.2
BECHTEL POWER CORPORATION
DESIGN BASES: PSAR S3 AND S4
GEORGIA POWER COMPANY
ALVIN W. VOGTLE NUCLEAR PLANT
CONTAINMENT
SAFE SHUTDOWN EARTHQUAKE
HORIZ. ACCEL. RESPONSE SPECTRA
EL. 169'-0"
Prepared By
Reviewed By
Approved By
JOB NO.
9510-001
X2CR1-01
REV. C
1-24-74
% CRITICAL DAMPING
1%
2%
3%
5%
7%
2.0
1.5
1.0
0.5
0.25
ACCELERATION (g's)
.01
.02
.03
.04
.05
.06
.08
.1
.2
.3
.4
.5
.6
.8
1
2
3
4
5
PERIOD (seconds)

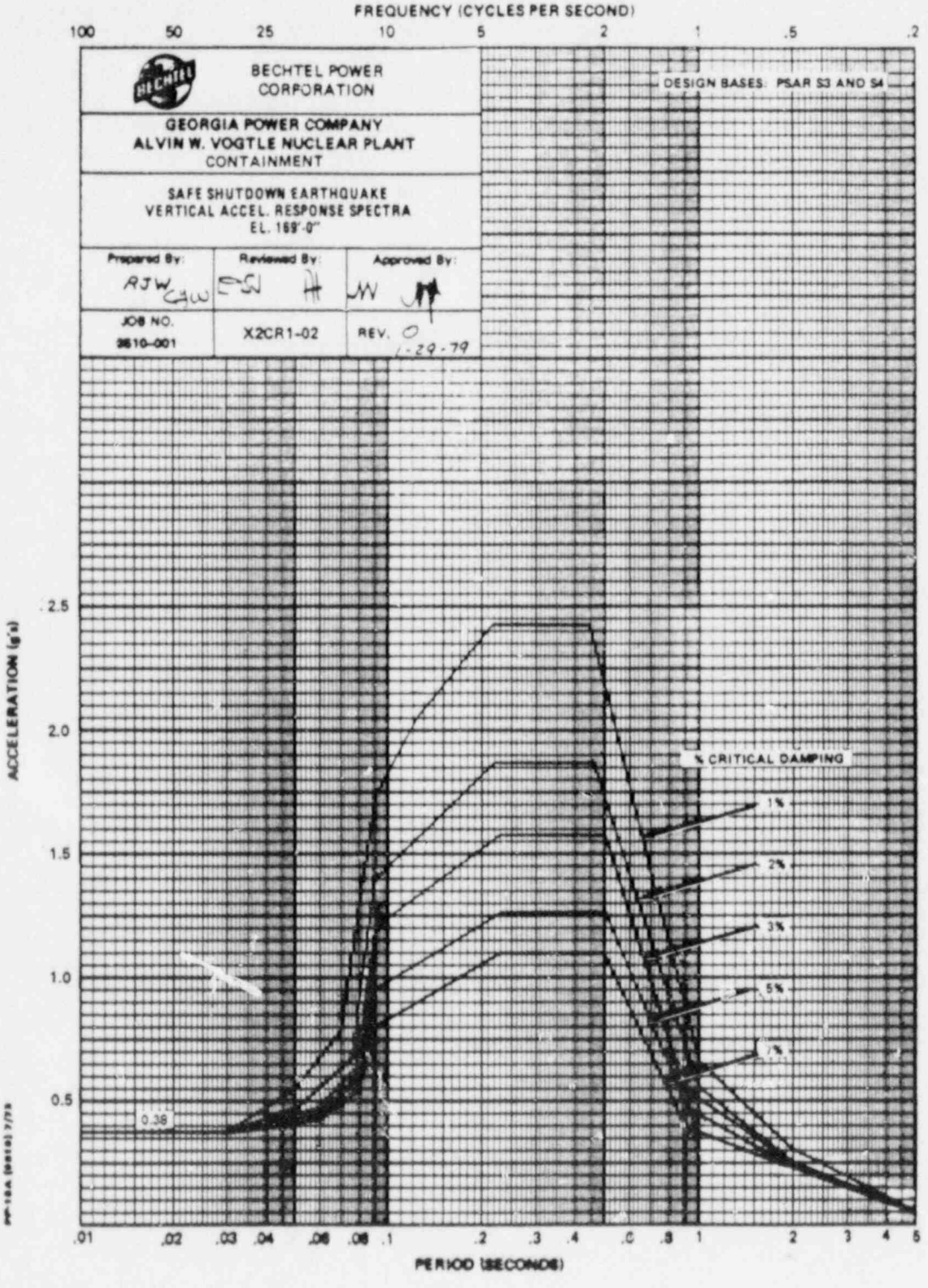

PF-5852 (9510) 6/82

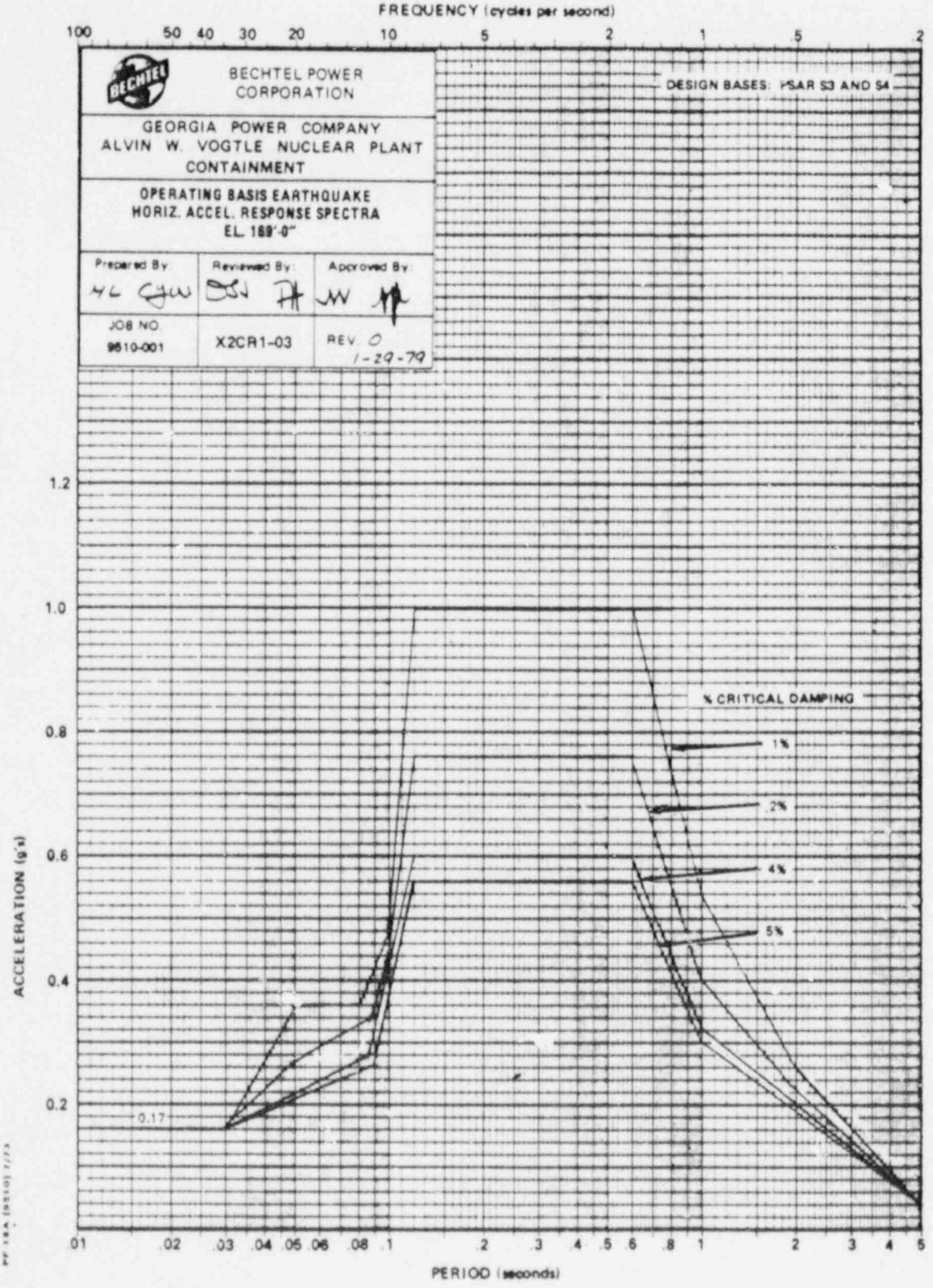
FREQUENCY (cycles per second)
100
50
40
30
20
10
5
2
1
.5
.2
BECHTEL POWER CORPORATION
GEORGIA POWER COMPANY
ALVIN W. VOGTLE NUCLEAR PLANT
CONTAINMENT
OPERATING BASIS EARTHQUAKE
HORIZ. ACCEL. RESPONSE SPECTRA
EL. 169'-0"
Prepared By:
Reviewed By:
Approved By:
JOB NO.
9610-001
X2CR1-03
REV. 0
1-29-79
DESIGN BASES: PSAR S3 AND S4
% CRITICAL DAMPING
1%
2%
4%
5%
0.17
ACCELERATION (g's)
1.2
1.0
0.8
0.6
0.4
0.2
.01
.02
.03
.04
.05
.06
.08
.1
.2
.3
.4
.5
.6
.8
1
2
3
4
5
PERIOD (seconds)

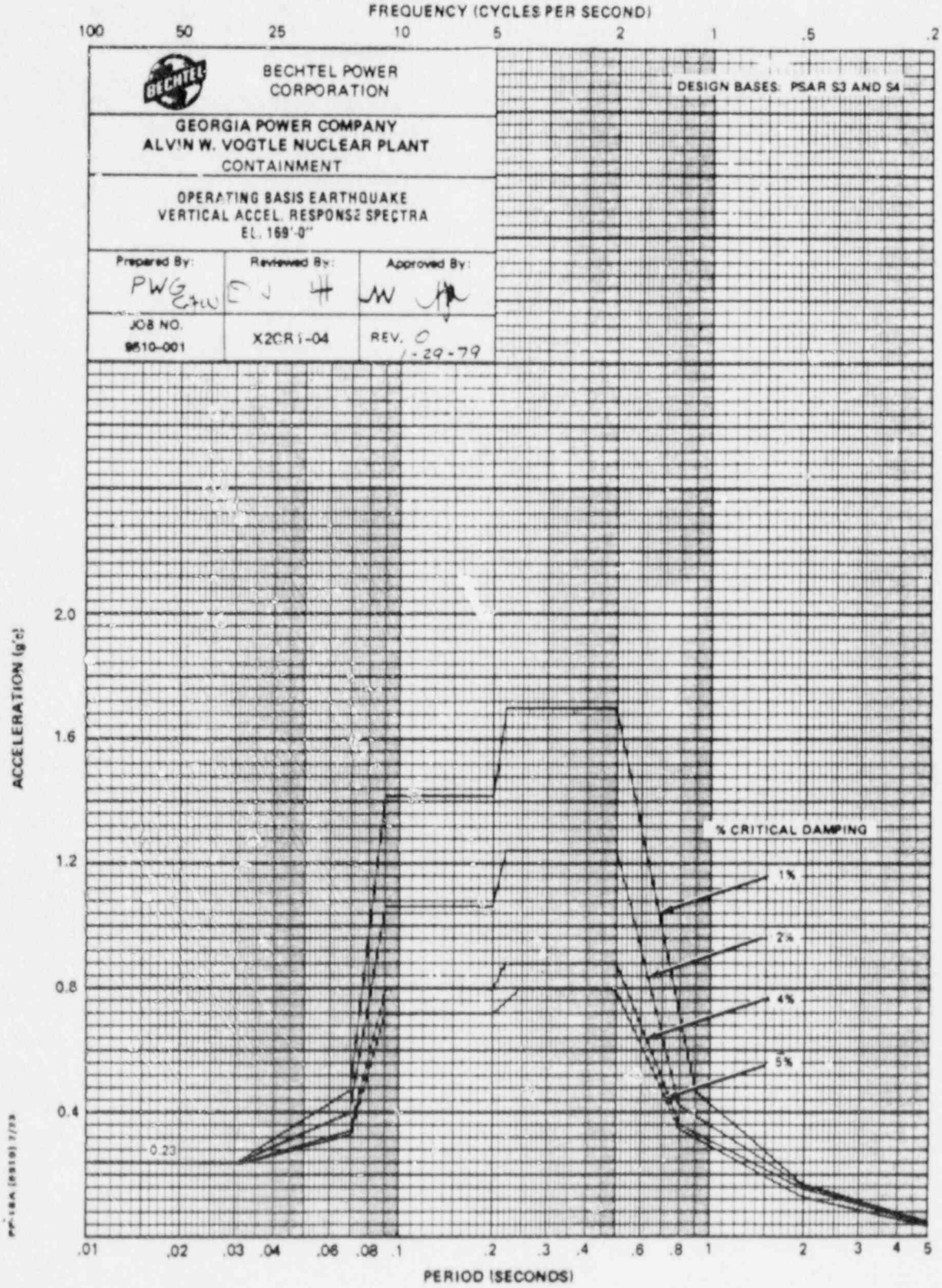
FREQUENCY (CYCLES PER SECOND)
100
50
25
10
5
2
1
.5
.2
BECHTEL POWER CORPORATION
DESIGN BASES: PSAR S3 AND S4
GEORGIA POWER COMPANY
ALVIN W. VOGTLE NUCLEAR PLANT
CONTAINMENT
OPERATING BASIS EARTHQUAKE
VERTICAL ACCEL. RESPONSE SPECTRA
EL. 169'-0"
Prepared By:
Reviewed By:
Approved By:
JOB NO.
9510-001
X2CR1-04
REV. 0
1-29-79
ACCELERATION (g's)
2.0
1.6
1.2
0.8
0.4
0.23
% CRITICAL DAMPING
1%
2%
4%
5%
.01
.02
.03
.04
.06
.08
.1
.2
.3
.4
.6
.8
1
2
3
4
5
PERIOD (SECONDS)

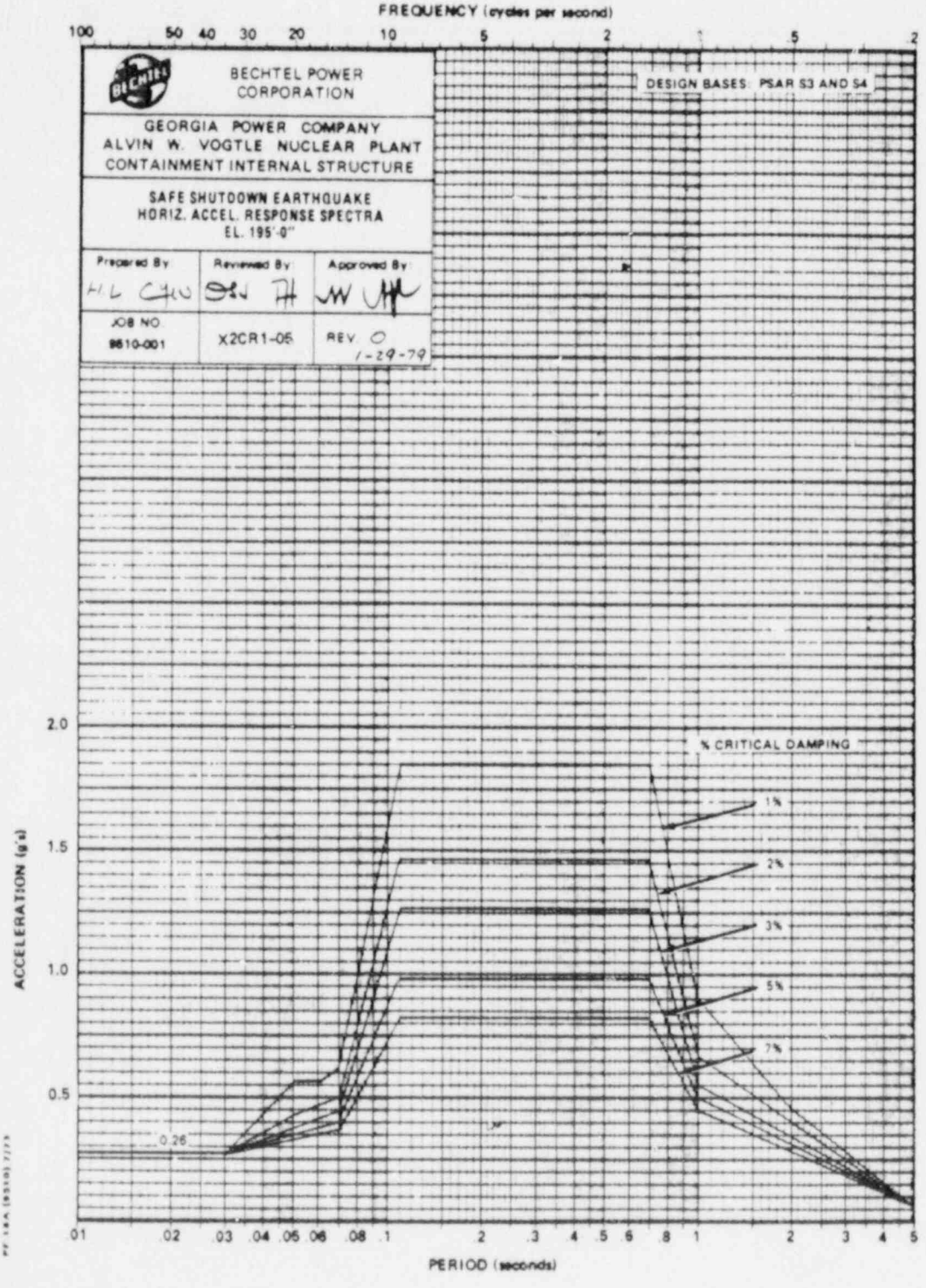
FREQUENCY (cycles per second)
100
50
40
30
20
10
5
2
1
.5
.2
BECHTEL POWER CORPORATION
DESIGN BASES: PSAR S3 AND S4
GEORGIA POWER COMPANY
ALVIN W. VOGTLE NUCLEAR PLANT
CONTAINMENT INTERNAL STRUCTURE
SAFE SHUTDOWN EARTHQUAKE
HORIZ. ACCEL. RESPONSE SPECTRA
EL. 195'-0"
Prepared By
Reviewed By
Approved By
JOB NO.
9510-001
X2CR1-05
REV. 0
1-29-79
% CRITICAL DAMPING
1%
2%
3%
5%
7%
0.26
ACCELERATION (g's)
2.0
1.5
1.0
0.5
.01
.02
.03
.04
.05
.06
.08
.1
.2
.3
.4
.5
.6
.8
1
2
3
4
5
PERIOD (seconds)

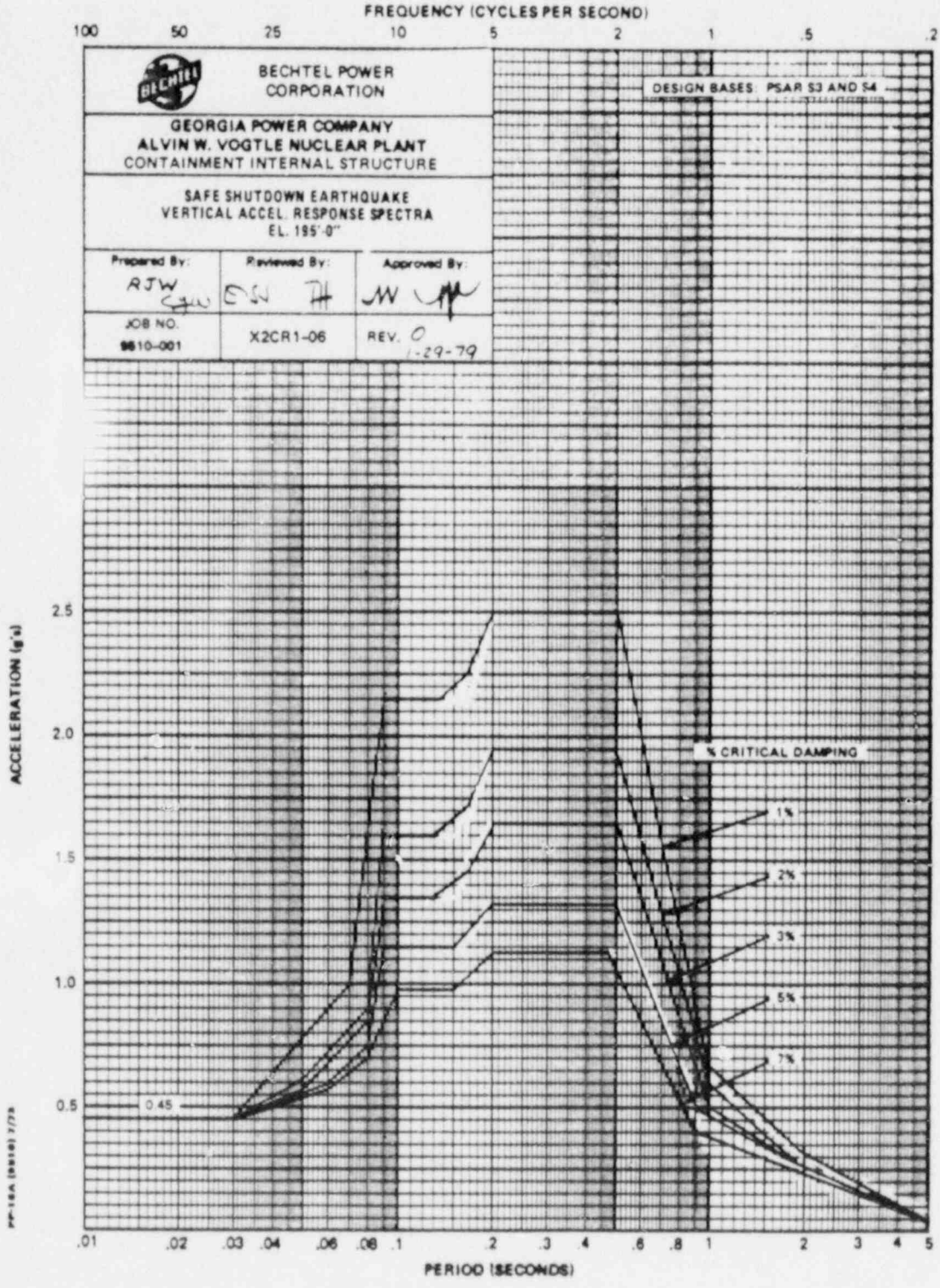
FREQUENCY (CYCLES PER SECOND)
100
50
25
10
5
2
1
.5
.2
BECHTEL POWER CORPORATION
DESIGN BASES: PSAR S3 AND S4
GEORGIA POWER COMPANY
ALVIN W. VOGTLE NUCLEAR PLANT
CONTAINMENT INTERNAL STRUCTURE
SAFE SHUTDOWN EARTHQUAKE
VERTICAL ACCEL. RESPONSE SPECTRA
EL. 195'-0"
Prepared By: RJW
Reviewed By:
Approved By:
JOB NO. 9610-001
X2CR1-06
REV. 0
1-29-79
% CRITICAL DAMPING
1%
2%
3%
5%
7%
0.45
ACCELERATION (g's)
2.5
2.0
1.5
1.0
0.5
.01
.02
.03
.04
.06
.08
.1
.2
.3
.4
.6
.8
1
2
3
4
5
PERIOD (SECONDS)

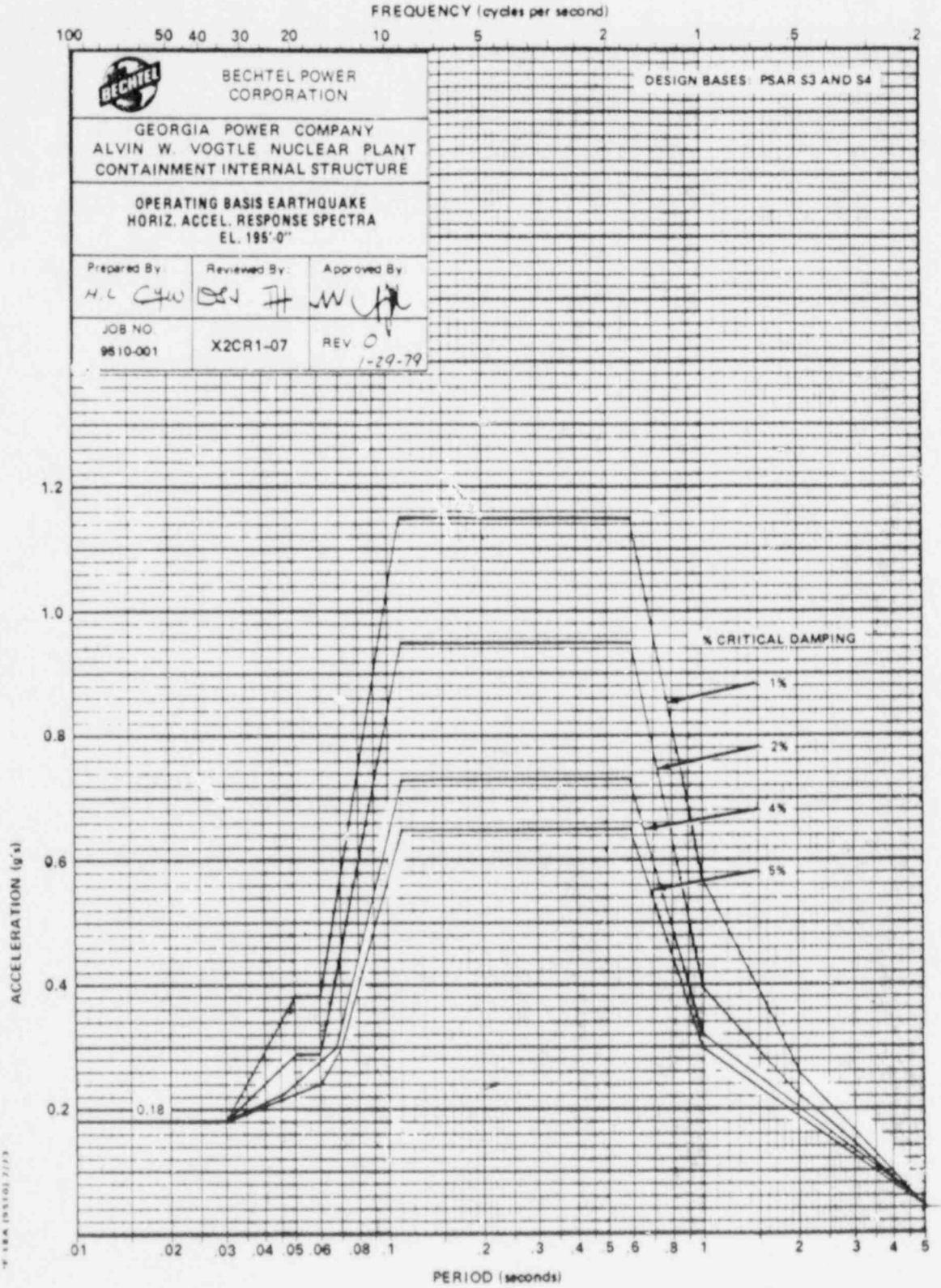
FREQUENCY (cycles per second)
100 50 40 30 20 10 5 2 1 .5 .2
BECHTEL POWER CORPORATION
DESIGN BASES: PSAR S3 AND S4
GEORGIA POWER COMPANY
ALVIN W. VOGTLE NUCLEAR PLANT
CONTAINMENT INTERNAL STRUCTURE
OPERATING BASIS EARTHQUAKE
HORIZ. ACCEL. RESPONSE SPECTRA
EL. 195'-0"
Prepared By
Reviewed By
Approved By
JOB NO. 9510-001
X2CR1-07
REV 0
1-29-79
% CRITICAL DAMPING
1%
2%
4%
5%
0.18
ACCELERATION (g's)
1.2
1.0
0.8
0.6
0.4
0.2
.01 .02 .03 .04 .05 .06 .08 .1 .2 .3 .4 .5 .6 .8 1 2 3 4 5
PERIOD (seconds)

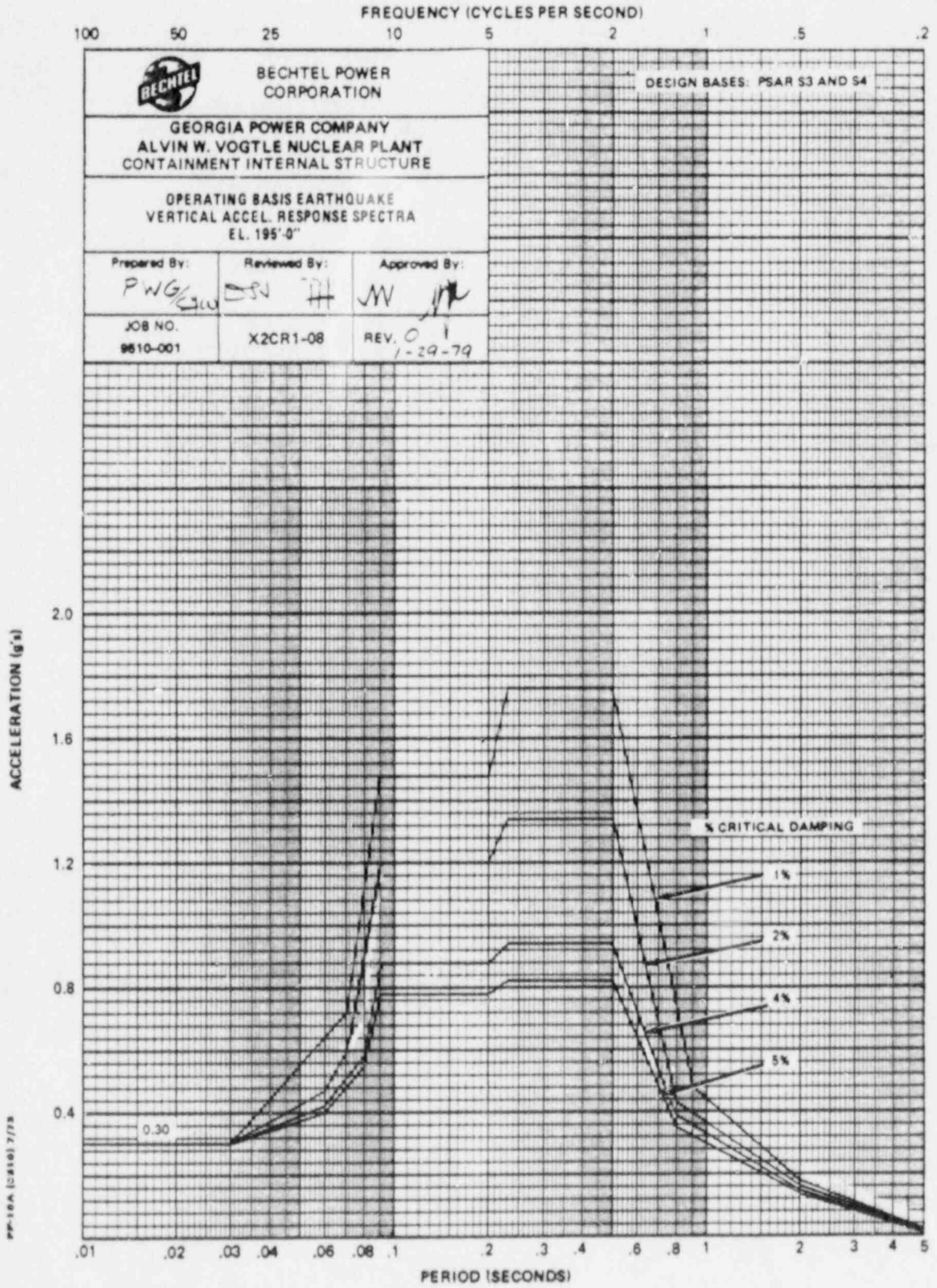
FREQUENCY (CYCLES PER SECOND)
100
50
25
10
5
2
1
.5
.2
BECHTEL POWER CORPORATION
DESIGN BASES: PSAR S3 AND S4
GEORGIA POWER COMPANY
ALVIN W. VOGTLE NUCLEAR PLANT
CONTAINMENT INTERNAL STRUCTURE
OPERATING BASIS EARTHQUAKE
VERTICAL ACCEL. RESPONSE SPECTRA
EL. 195'-0"
Prepared By:
Reviewed By:
Approved By:
JOB NO.
9610-001
X2CR1-08
REV. 0
1-29-79
ACCELERATION (g's)
2.0
1.6
1.2
0.8
0.4
% CRITICAL DAMPING
1%
2%
4%
5%
0.30
.01
.02
.03
.04
.06
.08
.1
.2
.3
.4
.6
.8
1
2
3
4
5
PERIOD (SECONDS)

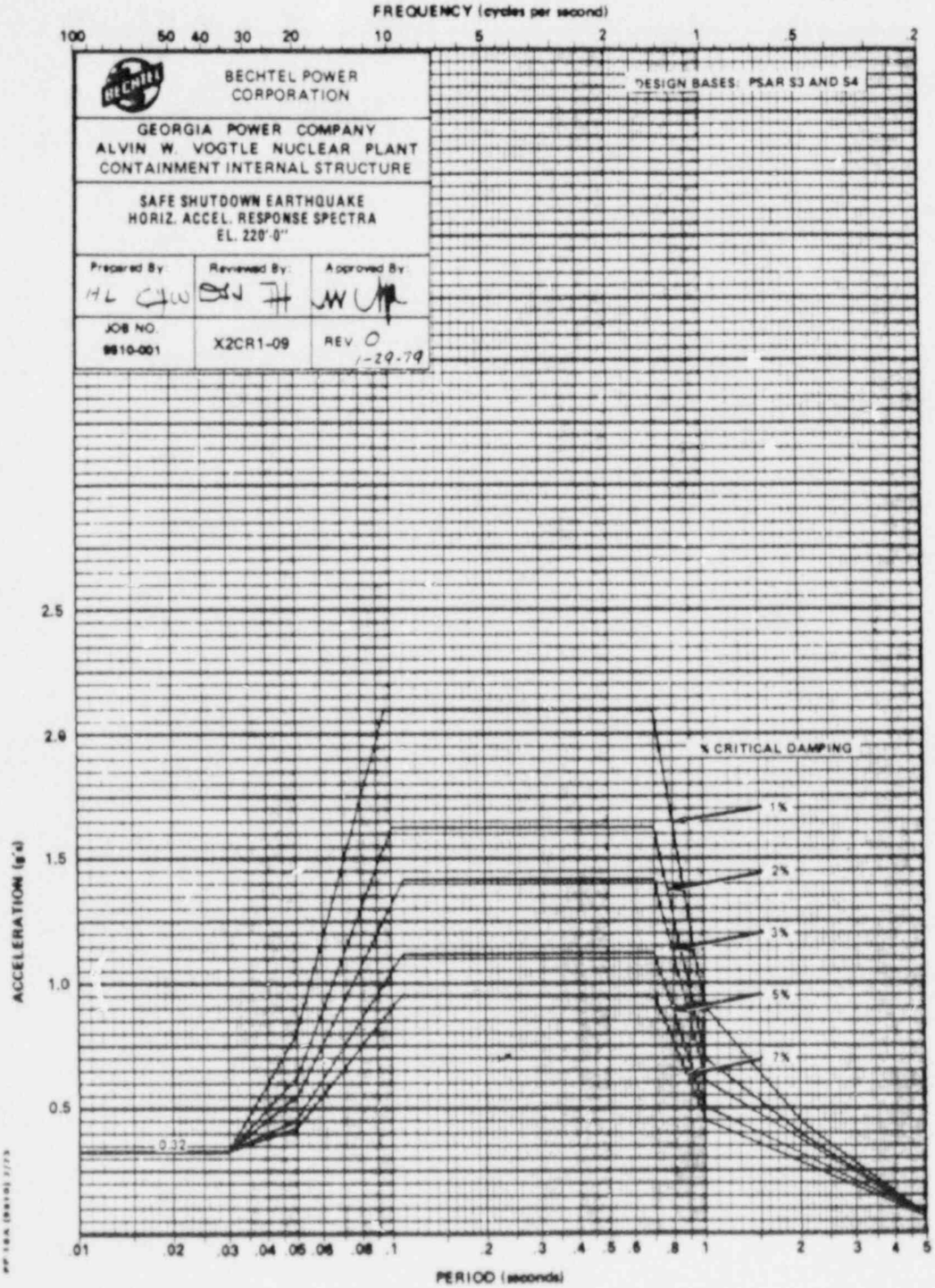
FREQUENCY (cycles per second)
100
50
40
30
20
10
5
2
1
.5
.2
BECHTEL POWER CORPORATION
DESIGN BASES: PSAR S3 AND S4
GEORGIA POWER COMPANY
ALVIN W. VOGTLE NUCLEAR PLANT
CONTAINMENT INTERNAL STRUCTURE
SAFE SHUTDOWN EARTHQUAKE
HORIZ. ACCEL. RESPONSE SPECTRA
EL. 220'-0"
Prepared By
Reviewed By:
Approved By:
JOB NO.
9610-001
X2CR1-09
REV 0
1-29-79
% CRITICAL DAMPING
1%
2%
3%
5%
7%
0.32
ACCELERATION (g's)
2.5
2.0
1.5
1.0
0.5
.01
.02
.03
.04
.05
.06
.08
.1
.2
.3
.4
.5
.6
.8
1
2
3
4
5
PERIOD (seconds)

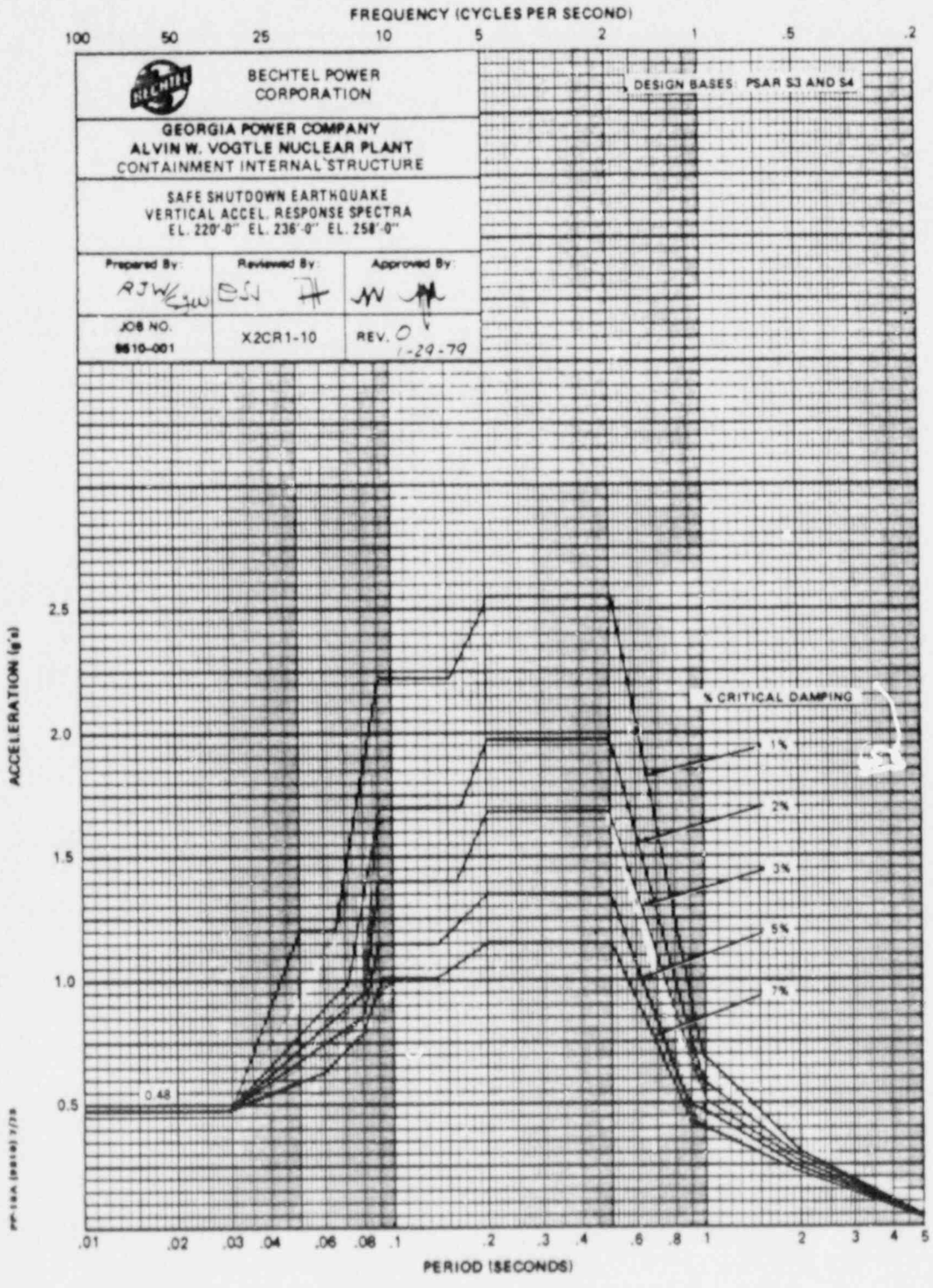
FREQUENCY (CYCLES PER SECOND)
100
50
25
10
5
2
1
.5
.2
BECHTEL POWER CORPORATION
GEORGIA POWER COMPANY
ALVIN W. VOGTLE NUCLEAR PLANT
CONTAINMENT INTERNAL STRUCTURE
SAFE SHUTDOWN EARTHQUAKE
VERTICAL ACCEL. RESPONSE SPECTRA
EL. 220'-0" EL. 236'-0" EL. 258'-0"
Prepared By:
Reviewed By:
Approved By:
JOB NO.
9510-001
X2CR1-10
REV. 0
1-29-79
DESIGN BASES: PSAR S3 AND S4
% CRITICAL DAMPING
1%
2%
3%
5%
7%
0.48
ACCELERATION (g's)
2.5
2.0
1.5
1.0
0.5
.01
.02
.03
.04
.06
.08
.1
.2
.3
.4
.6
.8
1
2
3
4
5
PERIOD (SECONDS)

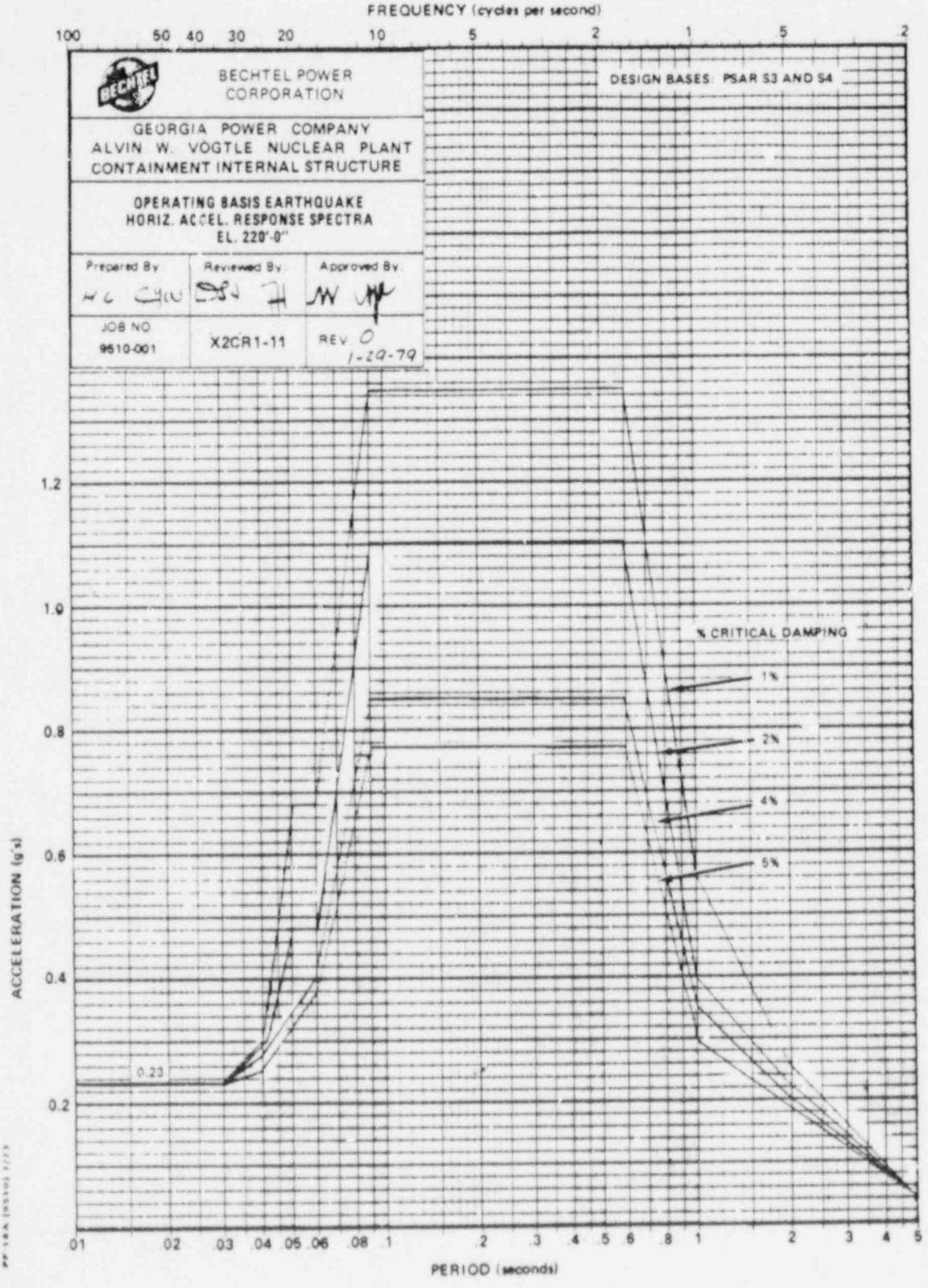
FREQUENCY (cycles per second)
100 50 40 30 20 10 5 2 1 .5 .2
BECHTEL POWER CORPORATION
GEORGIA POWER COMPANY
ALVIN W. VOGTLE NUCLEAR PLANT
CONTAINMENT INTERNAL STRUCTURE
OPERATING BASIS EARTHQUAKE
HORIZ. ACCEL. RESPONSE SPECTRA
EL. 220'-0"
Prepared By
Reviewed By
Approved By
JOB NO
9510-001
X2CR1-11
REV. 0
1-29-79
DESIGN BASES: PSAR S3 AND S4
% CRITICAL DAMPING
1%
2%
4%
5%
0.23
ACCELERATION (g's)
1.2
1.0
0.8
0.6
0.4
0.2
.01 .02 .03 .04 .05 .06 .08 .1 .2 .3 .4 .5 .6 .8 1 2 3 4 5
PERIOD (seconds)

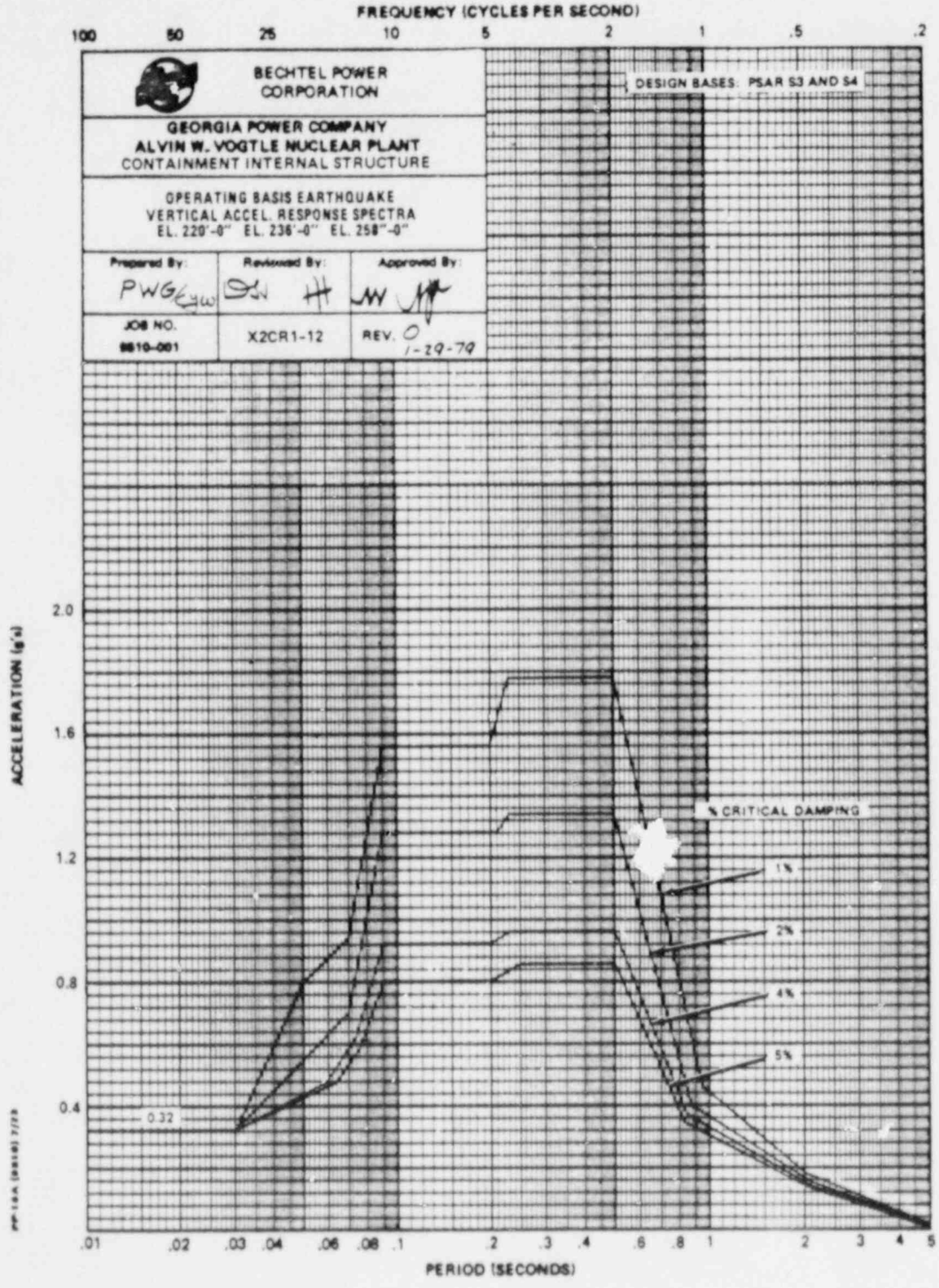
FREQUENCY (CYCLES PER SECOND)
100
50
25
10
5
2
1
.5
.2
BECHTEL POWER CORPORATION
DESIGN BASES: PSAR S3 AND S4
GEORGIA POWER COMPANY
ALVIN W. VOGTLE NUCLEAR PLANT
CONTAINMENT INTERNAL STRUCTURE
OPERATING BASIS EARTHQUAKE
VERTICAL ACCEL. RESPONSE SPECTRA
EL. 220'-0" EL. 236'-0" EL. 258'-0"
Prepared By:
Reviewed By:
Approved By:
PWG
JOB NO.
8610-001
X2CR1-12
REV. 0
1-29-79
ACCELERATION (g's)
2.0
1.6
1.2
0.8
0.4
0.32
% CRITICAL DAMPING
1%
2%
4%
5%
.01
.02
.03
.04
.06
.08
.1
.2
.3
.4
.6
.8
1
2
3
4
5
PERIOD (SECONDS)

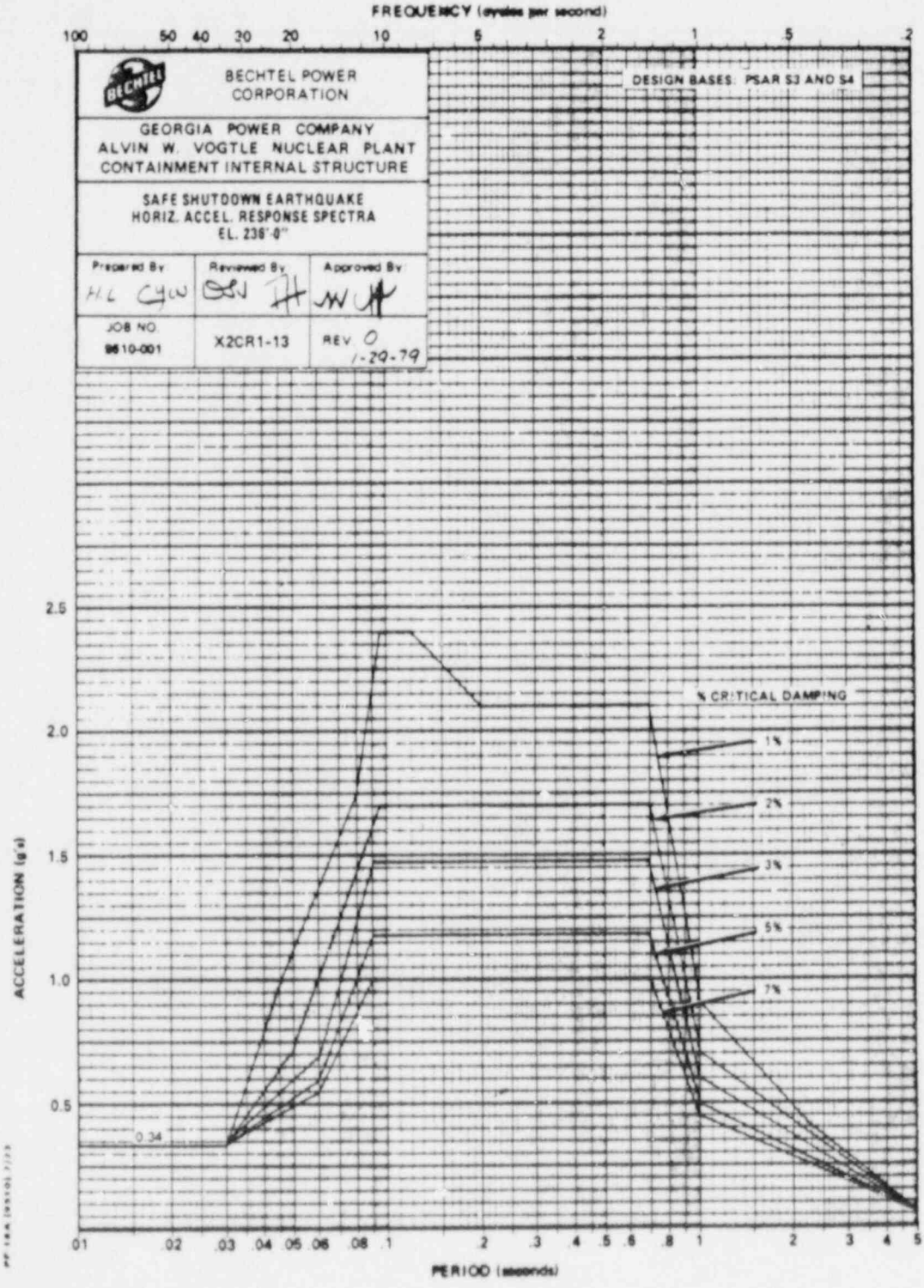
FREQUENCY (cycles per second)
100 50 40 30 20 10 5 2 1 .5 .2
BECHTEL POWER CORPORATION
DESIGN BASES: PSAR S3 AND S4
GEORGIA POWER COMPANY
ALVIN W. VOGTLE NUCLEAR PLANT
CONTAINMENT INTERNAL STRUCTURE
SAFE SHUTDOWN EARTHQUAKE
HORIZ. ACCEL. RESPONSE SPECTRA
EL. 236'-0"
Prepared By: H.L. CHOW
Reviewed By: [illegible]
Approved By: [illegible]
JOB NO. 9610-001
X2CR1-13
REV 0
1-29-79
% CRITICAL DAMPING
1%
2%
3%
5%
7%
0.34
ACCELERATION (g's)
2.5
2.0
1.5
1.0
0.5
.01 .02 .03 .04 .05 .06 .08 .1 .2 .3 .4 .5 .6 .8 1 2 3 4 5
PERIOD (seconds)

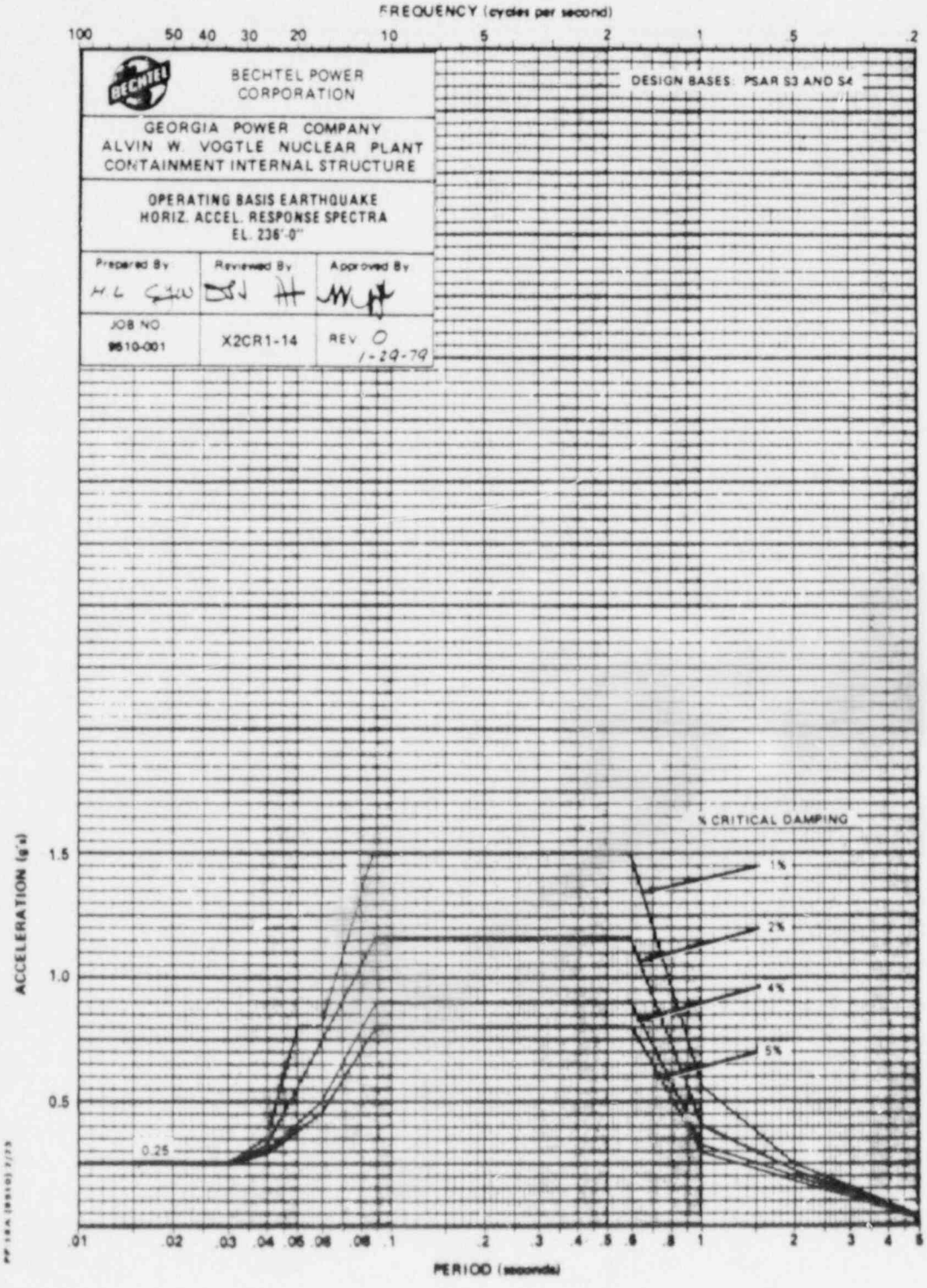
FREQUENCY (cycles per second)
100
50
40
30
20
10
5
2
1
.5
.2
BECHTEL POWER CORPORATION
DESIGN BASES: PSAR S3 AND S4
GEORGIA POWER COMPANY
ALVIN W. VOGTLE NUCLEAR PLANT
CONTAINMENT INTERNAL STRUCTURE
OPERATING BASIS EARTHQUAKE
HORIZ. ACCEL. RESPONSE SPECTRA
EL. 236'-0"
Prepared By
Reviewed By
Approved By
JOB NO.
9610-001
X2CR1-14
REV. 0
1-29-79
% CRITICAL DAMPING
1%
2%
4%
5%
0.25
ACCELERATION (g's)
1.5
1.0
0.5
.01
.02
.03
.04
.05
.06
.08
.1
.2
.3
.4
.5
.6
.8
1
2
3
4
5
PERIOD (seconds)

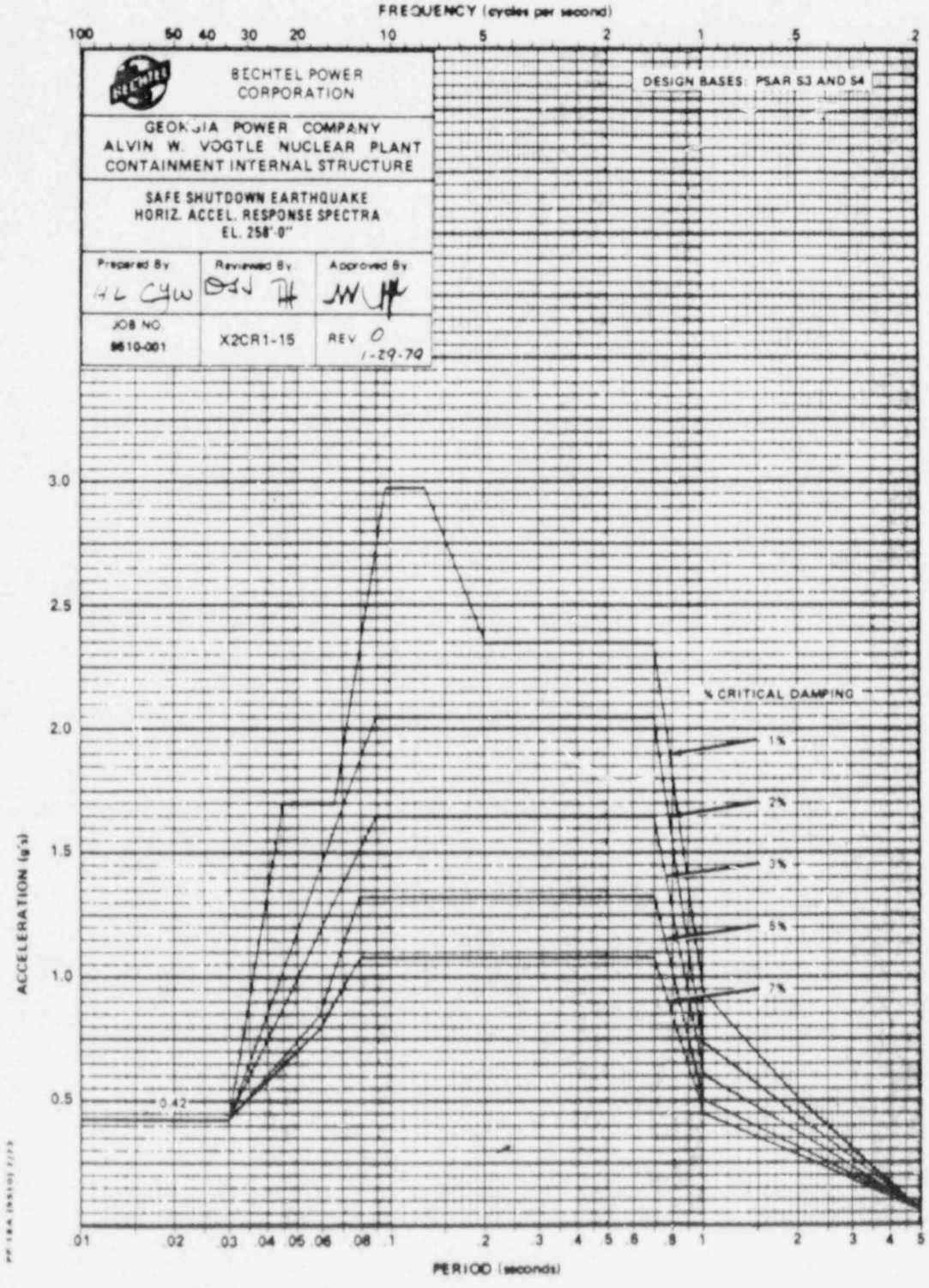
FREQUENCY (cycles per second)
100
50
40
30
20
10
5
2
1
.5
2
BECHTEL POWER CORPORATION
DESIGN BASES: PSAR S3 AND S4
GEORGIA POWER COMPANY
ALVIN W. VOGTLE NUCLEAR PLANT
CONTAINMENT INTERNAL STRUCTURE
SAFE SHUTDOWN EARTHQUAKE
HORIZ. ACCEL. RESPONSE SPECTRA
EL. 258'-0"
Prepared By
Reviewed By
Approved By
JOB NO.
9610-001
X2CR1-15
REV 0
1-29-70
% CRITICAL DAMPING
1%
2%
3%
5%
7%
0.42
ACCELERATION (g's)
3.0
2.5
2.0
1.5
1.0
0.5
.01
.02
.03
.04
.05
.06
.08
.1
.2
.3
.4
.5
.6
.8
1
2
3
4
5
PERIOD (seconds)

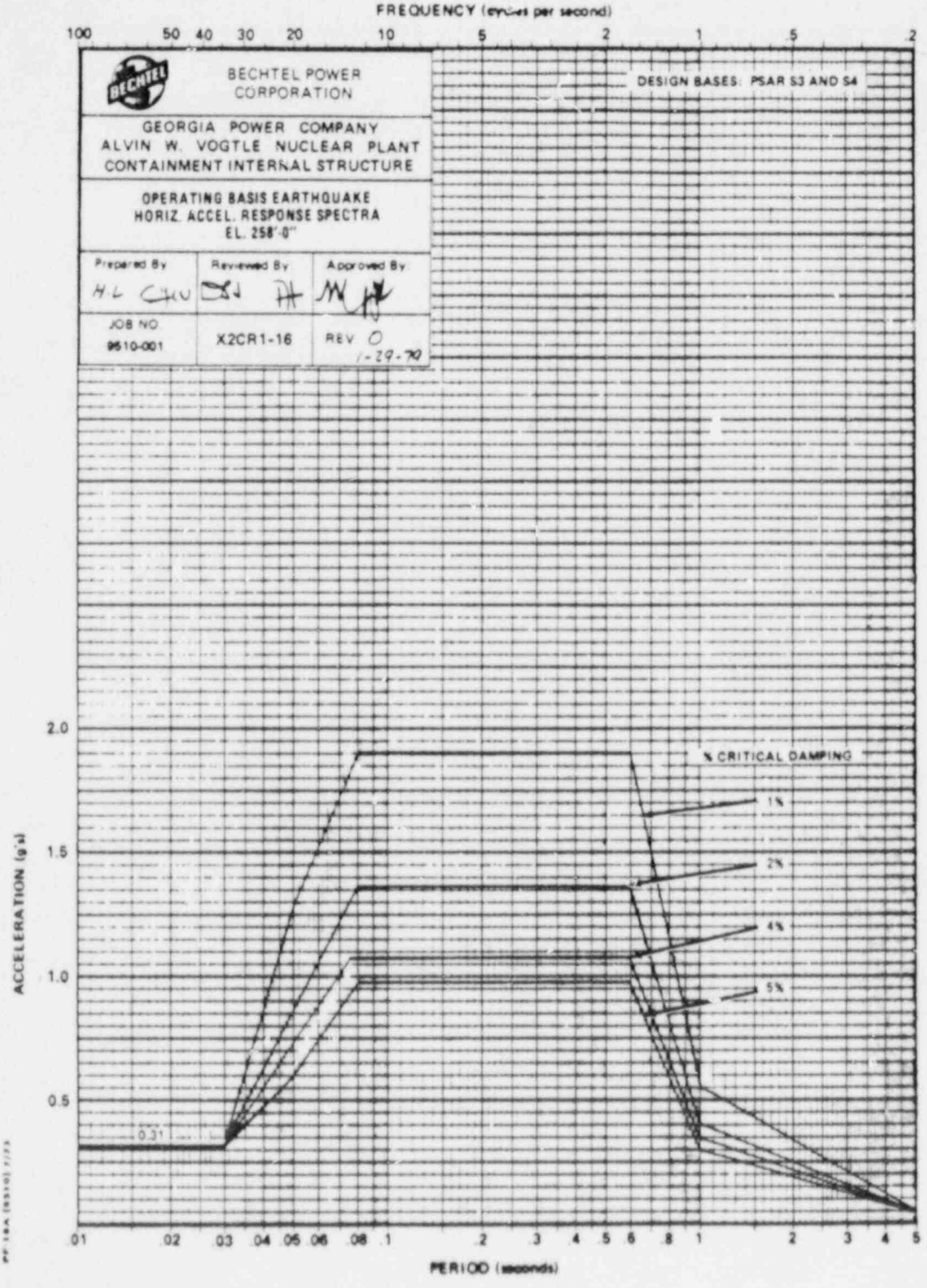
FREQUENCY (cycles per second)
100 50 40 30 20 10 5 2 1 .5 .2
BECHTEL POWER CORPORATION
GEORGIA POWER COMPANY
ALVIN W. VOGTLE NUCLEAR PLANT
CONTAINMENT INTERNAL STRUCTURE
OPERATING BASIS EARTHQUAKE
HORIZ. ACCEL. RESPONSE SPECTRA
EL. 258'-0"
Prepared By
Reviewed By
Approved By
JOB NO. 9510-001
X2CR1-16
REV 0
1-29-70
DESIGN BASES: PSAR S3 AND S4
% CRITICAL DAMPING
1%
2%
4%
5%
0.31
ACCELERATION (g's)
2.0
1.5
1.0
0.5
.01 .02 .03 .04 .05 .06 .08 .1 .2 .3 .4 .5 .6 .8 1 2 3 4 5
PERIOD (seconds)

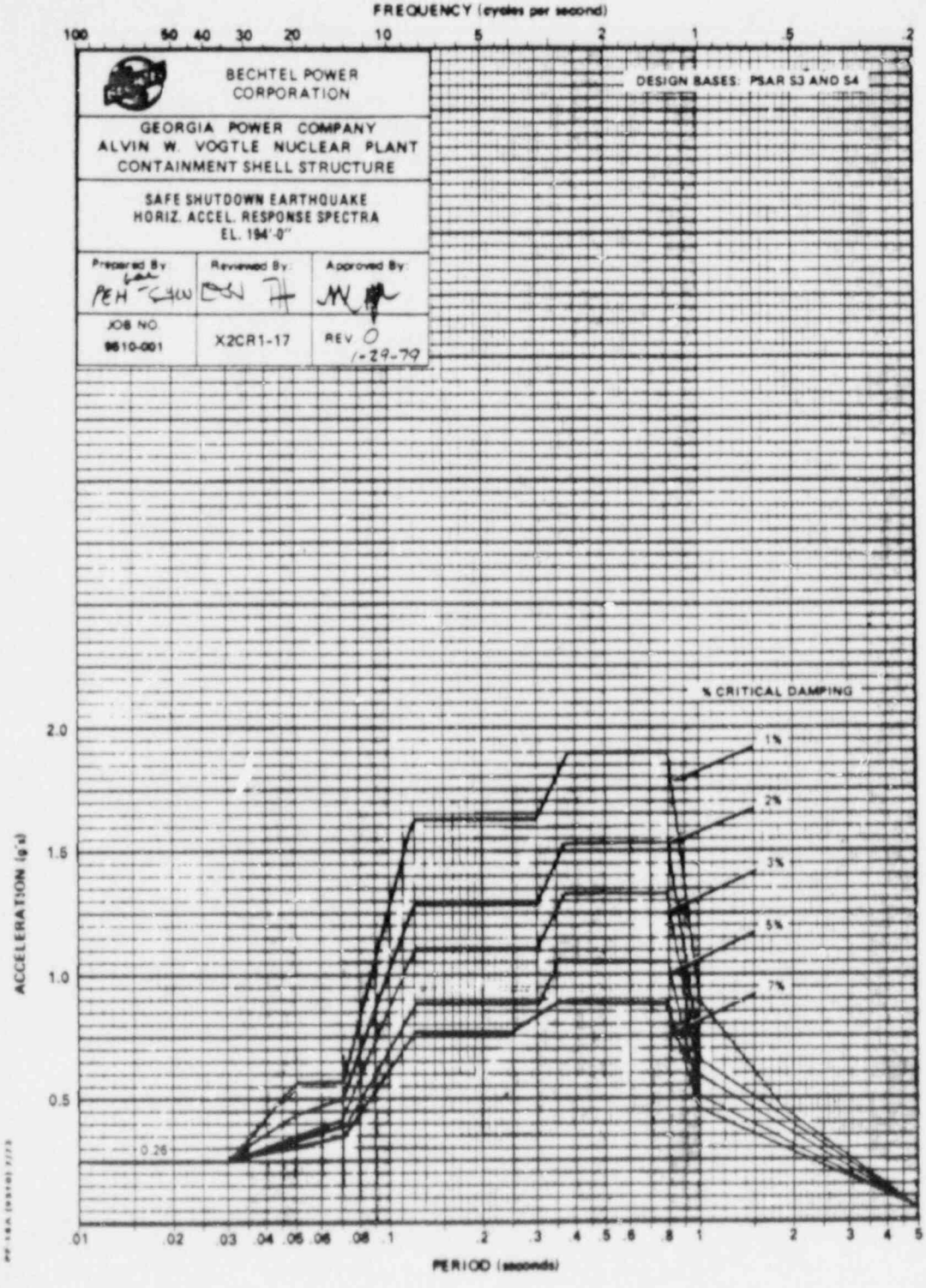
FREQUENCY (cycles per second)
100 50 40 30 20 10 5 2 1 .5 .2
BECHTEL POWER CORPORATION
DESIGN BASES: PSAR S3 AND S4
GEORGIA POWER COMPANY
ALVIN W. VOGTLE NUCLEAR PLANT
CONTAINMENT SHELL STRUCTURE
SAFE SHUTDOWN EARTHQUAKE
HORIZ. ACCEL. RESPONSE SPECTRA
EL. 194'-0"
Prepared By: PEH
Reviewed By:
Approved By:
JOB NO. 9610-001
X2CR1-17
REV. 0
1-29-79
% CRITICAL DAMPING
1%
2%
3%
5%
7%
ACCELERATION (g's)
2.0
1.5
1.0
0.5
0.26
.01 .02 .03 .04 .05 .06 .08 .1 .2 .3 .4 .5 .6 .8 1 2 3 4 5
PERIOD (seconds)

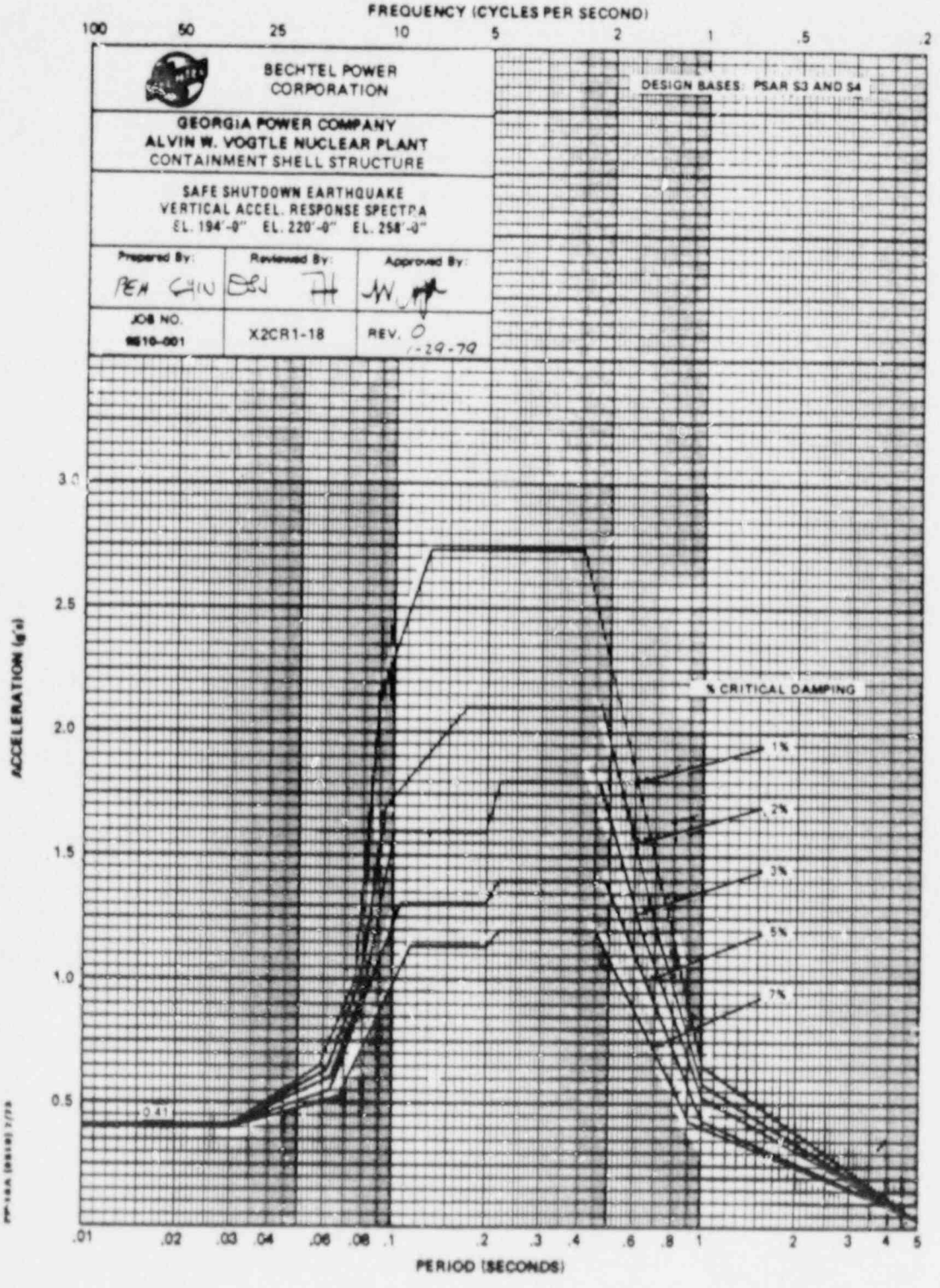
FREQUENCY (CYCLES PER SECOND)
100
50
25
10
5
2
1
.5
.2
BECHTEL POWER CORPORATION
GEORGIA POWER COMPANY
ALVIN W. VOGTLE NUCLEAR PLANT
CONTAINMENT SHELL STRUCTURE
SAFE SHUTDOWN EARTHQUAKE
VERTICAL ACCEL. RESPONSE SPECTRA
EL. 194'-0" EL. 220'-0" EL. 258'-0"
Prepared By:
Reviewed By:
Approved By:
JOB NO.
X2CR1-18
REV. 0
1-29-79
DESIGN BASES: PSAR S3 AND S4
% CRITICAL DAMPING
1%
2%
3%
5%
7%
.41
ACCELERATION (g's)
3.0
2.5
2.0
1.5
1.0
0.5
.01
.02
.03
.04
.06
.08
.1
.2
.3
.4
.6
.8
1
2
3
4
5
PERIOD (SECONDS)

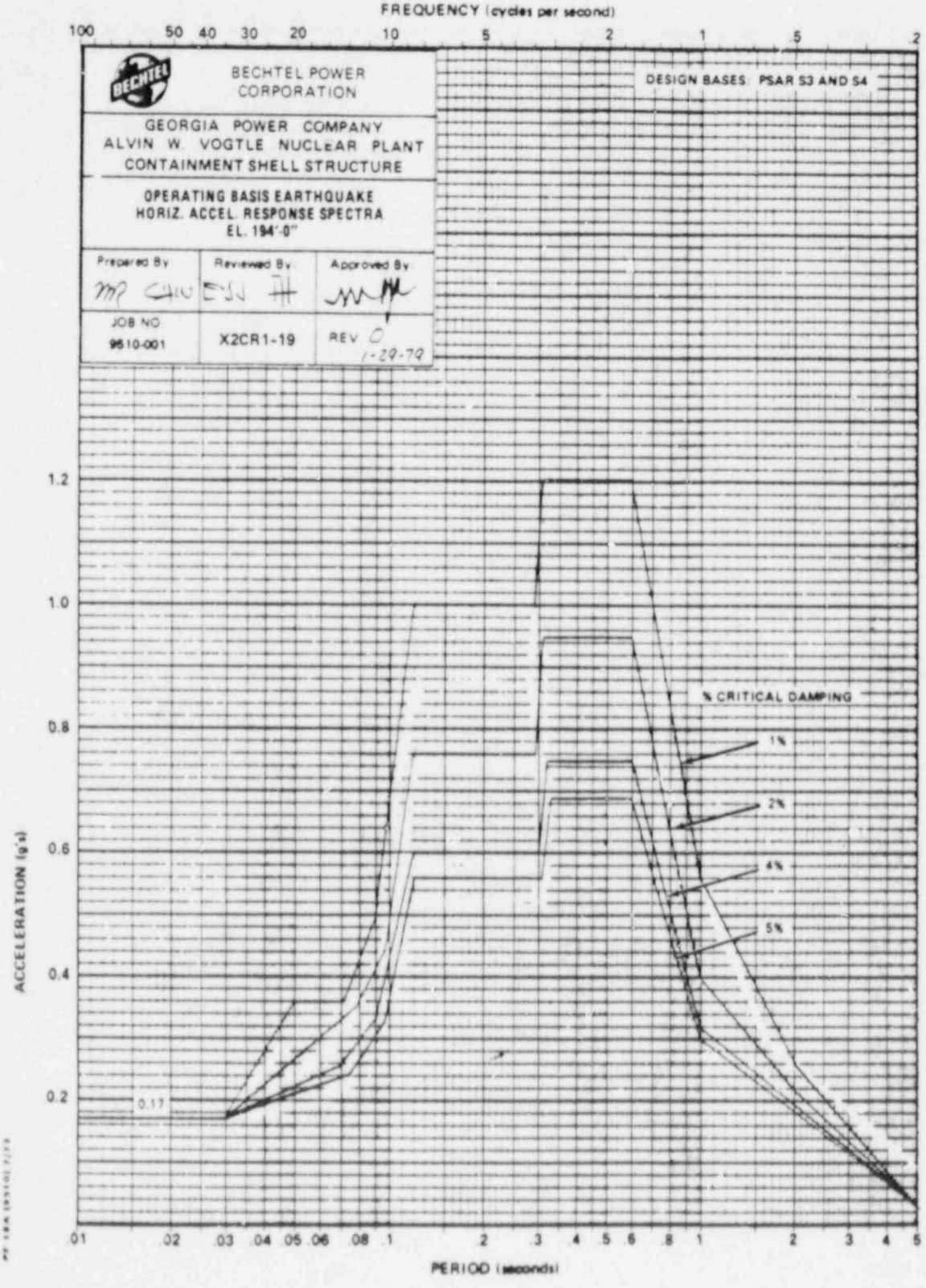
FREQUENCY (cycles per second)
100 50 40 30 20 10 5 2 1 .5 .2
BECHTEL POWER CORPORATION
DESIGN BASES: PSAR S3 AND S4
GEORGIA POWER COMPANY
ALVIN W. VOGTLE NUCLEAR PLANT
CONTAINMENT SHELL STRUCTURE
OPERATING BASIS EARTHQUAKE
HORIZ. ACCEL. RESPONSE SPECTRA
EL. 194'-0"
Prepared By
Reviewed By
Approved By
JOB NO. 9510-001
X2CR1-19
REV 0
1-29-79
% CRITICAL DAMPING
1%
2%
4%
5%
0.17
ACCELERATION (g's)
1.2
1.0
0.8
0.6
0.4
0.2
.01 .02 .03 .04 .05 .06 .08 .1 .2 .3 .4 .5 .6 .8 1 2 3 4 5
PERIOD (seconds)

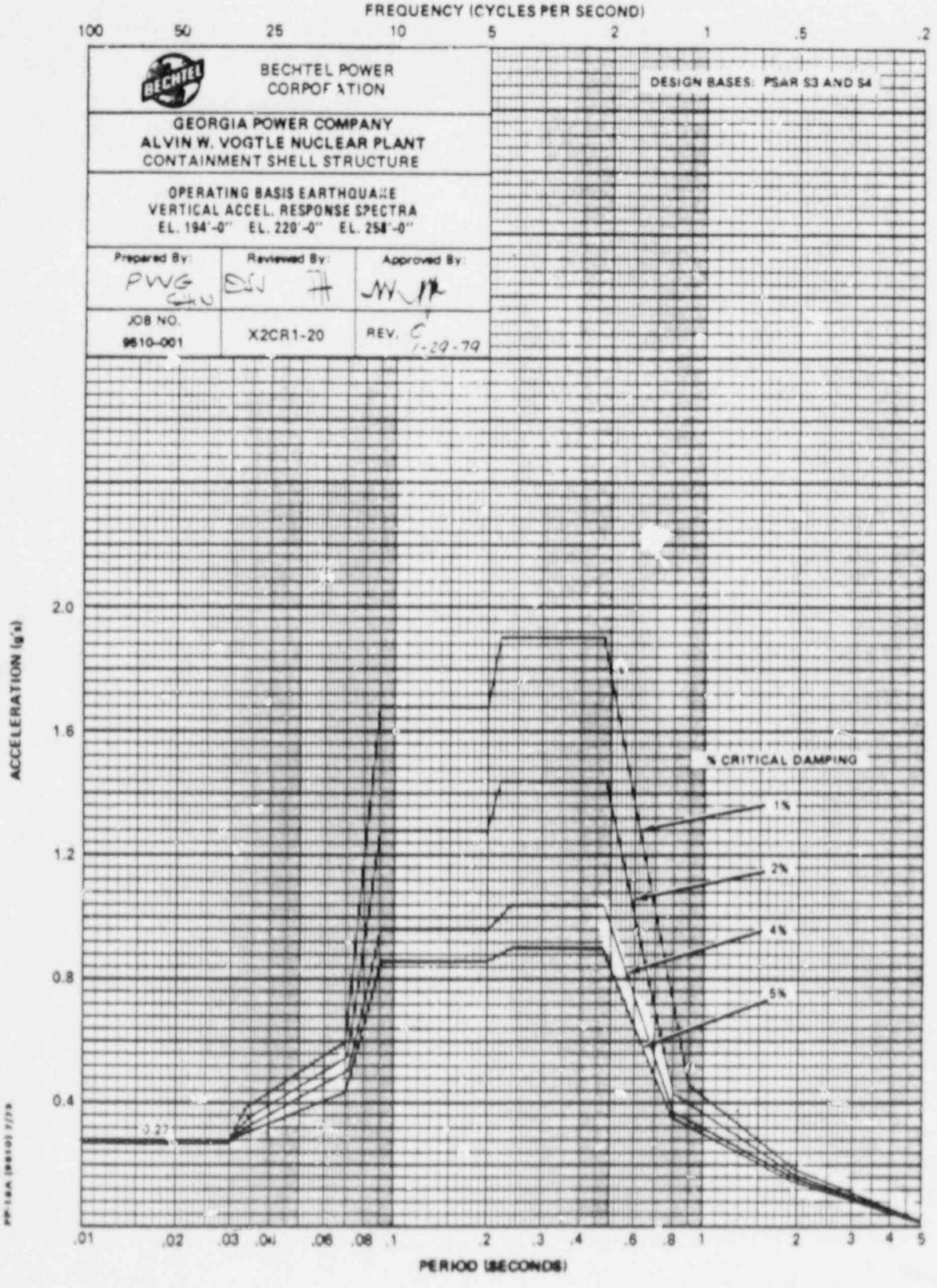
FREQUENCY (CYCLES PER SECOND)
100
50
25
10
5
2
1
.5
.2
BECHTEL POWER CORPORATION
DESIGN BASES: PSAR S3 AND S4
GEORGIA POWER COMPANY
ALVIN W. VOGTLE NUCLEAR PLANT
CONTAINMENT SHELL STRUCTURE
OPERATING BASIS EARTHQUAKE
VERTICAL ACCEL. RESPONSE SPECTRA
EL. 194'-0" EL. 220'-0" EL. 258'-0"
Prepared By:
Reviewed By:
Approved By:
JOB NO.
9610-001
X2CR1-20
REV. C
1-29-79
ACCELERATION (g's)
2.0
1.6
1.2
0.8
0.4
% CRITICAL DAMPING
1%
2%
4%
5%
0.27
.01
.02
.03
.04
.06
.08
.1
.2
.3
.4
.6
.8
1
2
3
4
5
PERIOD (SECONDS)

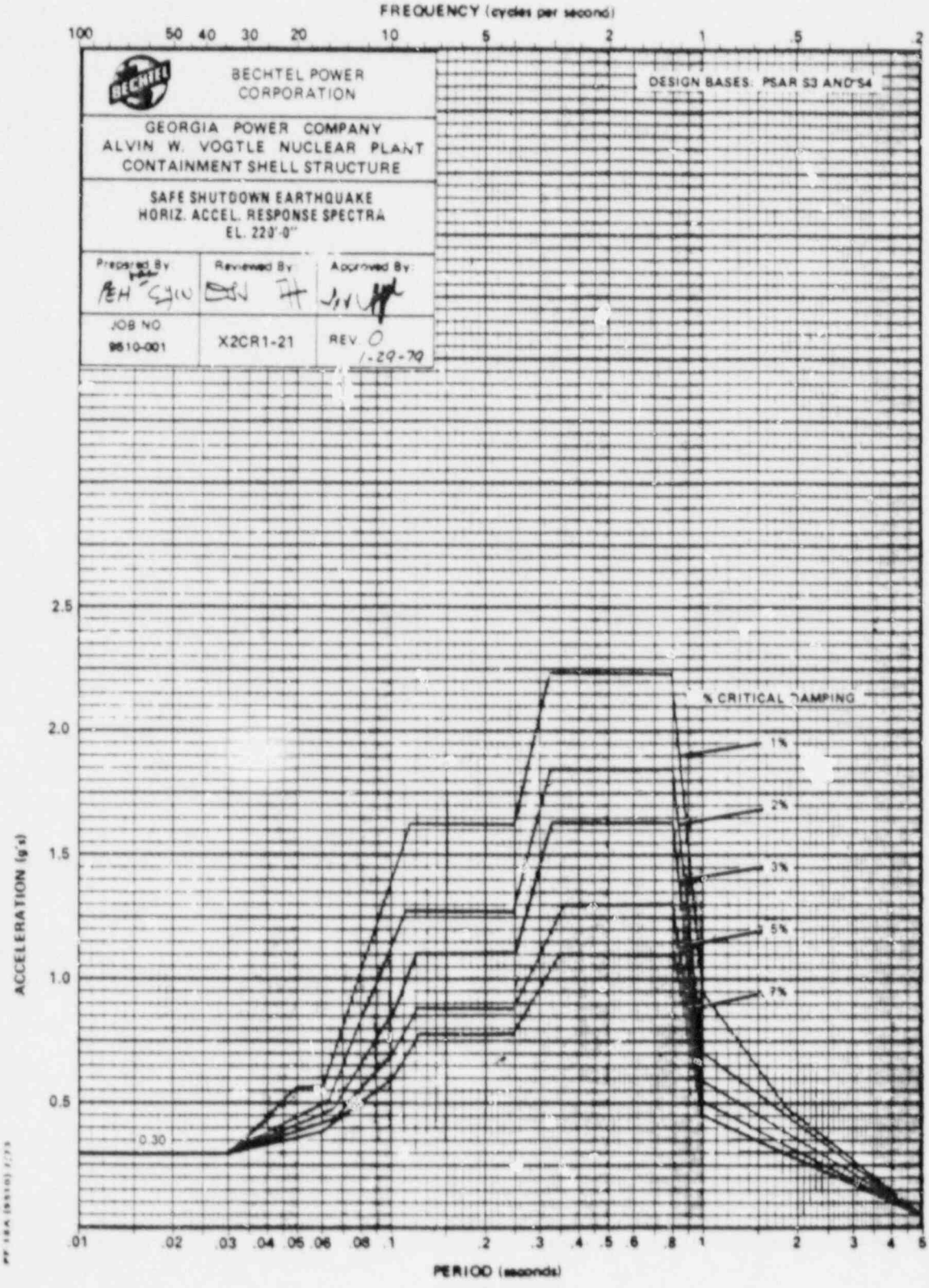
FREQUENCY (cycles per second)
100
50
40
30
20
10
5
2
1
.5
.2
BECHTEL POWER CORPORATION
DESIGN BASES: PSAR S3 AND S4
GEORGIA POWER COMPANY
ALVIN W. VOGTLE NUCLEAR PLANT
CONTAINMENT SHELL STRUCTURE
SAFE SHUTDOWN EARTHQUAKE
HORIZ. ACCEL. RESPONSE SPECTRA
EL. 220'-0"
Prepared By
Reviewed By
Approved By
JOB NO.
9610-001
X2CR1-21
REV. 0
1-29-79
% CRITICAL DAMPING
1%
2%
3%
5%
7%
ACCELERATION (g's)
2.5
2.0
1.5
1.0
0.5
0.30
.01
.02
.03
.04
.05
.06
.08
.1
.2
.3
.4
.5
.6
.8
1
2
3
4
5
PERIOD (seconds)

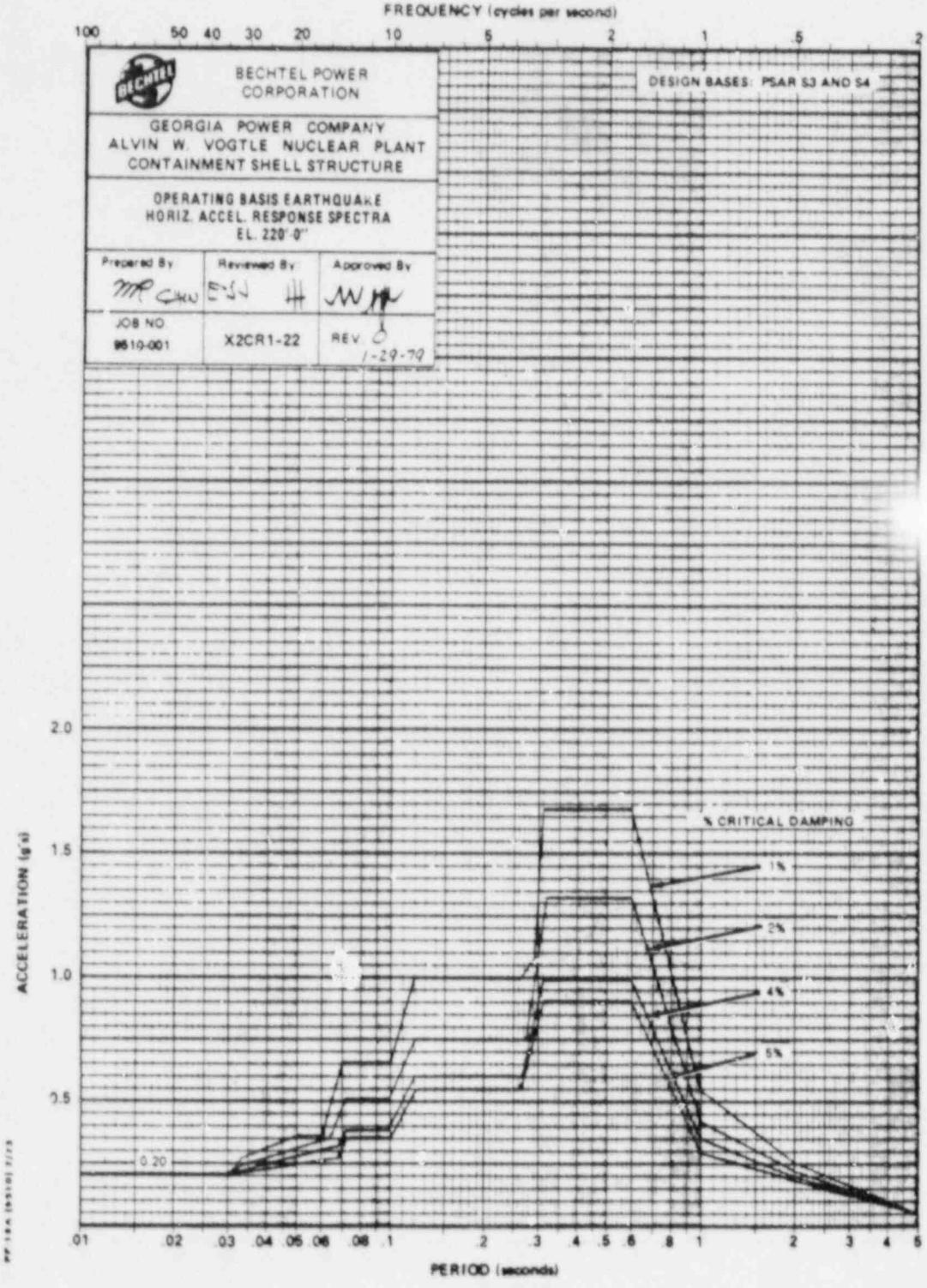
FREQUENCY (cycles per second)
100 50 40 30 20 10 5 2 1 .5 .2
BECHTEL POWER CORPORATION
GEORGIA POWER COMPANY
ALVIN W. VOGTLE NUCLEAR PLANT
CONTAINMENT SHELL STRUCTURE
OPERATING BASIS EARTHQUAKE
HORIZ. ACCEL. RESPONSE SPECTRA
EL. 220'-0"
Prepared By
Reviewed By
Approved By
JOB NO. 9610-001
X2CR1-22
REV. 0
1-29-79
DESIGN BASES: PSAR S3 AND S4
% CRITICAL DAMPING
1%
2%
4%
5%
0.20
ACCELERATION (g's)
2.0
1.5
1.0
.5
.01 .02 .03 .04 .05 .06 .08 .1 .2 .3 .4 .5 .6 .8 1 2 3 4 5
PERIOD (seconds)

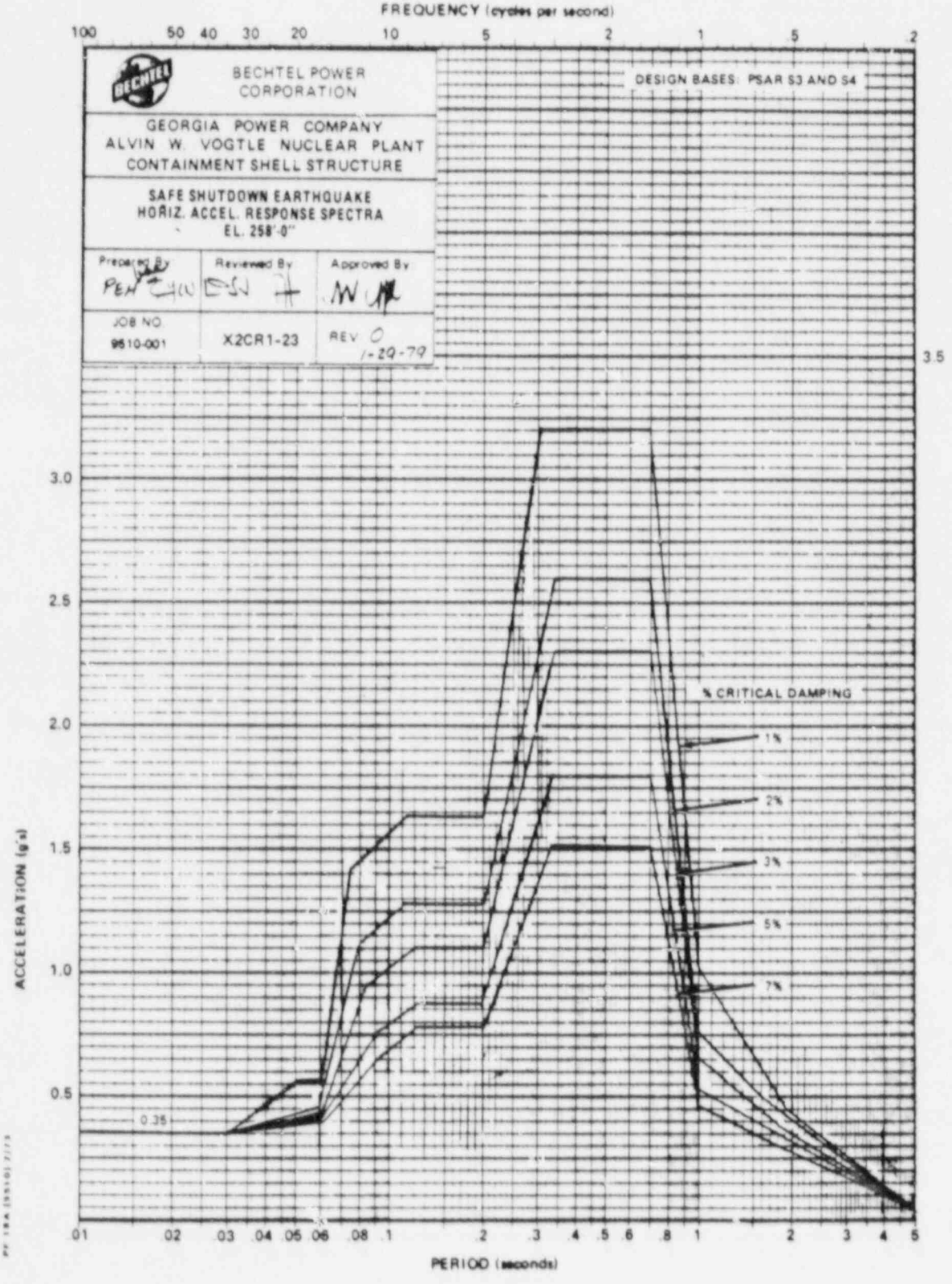
FREQUENCY (cycles per second)
100 50 40 30 20 10 5 2 1 .5 .2
BECHTEL POWER CORPORATION
GEORGIA POWER COMPANY
ALVIN W. VOGTLE NUCLEAR PLANT
CONTAINMENT SHELL STRUCTURE
SAFE SHUTDOWN EARTHQUAKE
HORIZ. ACCEL. RESPONSE SPECTRA
EL. 258'-0"
Prepared By
Reviewed By
Approved By
JOB NO. 9510-001
X2CR1-23
REV. 0
1-29-79
DESIGN BASES: PSAR S3 AND S4
% CRITICAL DAMPING
1%
2%
3%
5%
7%
3.5
3.0
2.5
2.0
1.5
1.0
0.5
0.35
ACCELERATION (g's)
.01 .02 .03 .04 .05 .06 .08 .1 .2 .3 .4 .5 .6 .8 1 2 3 4 5
PERIOD (seconds)

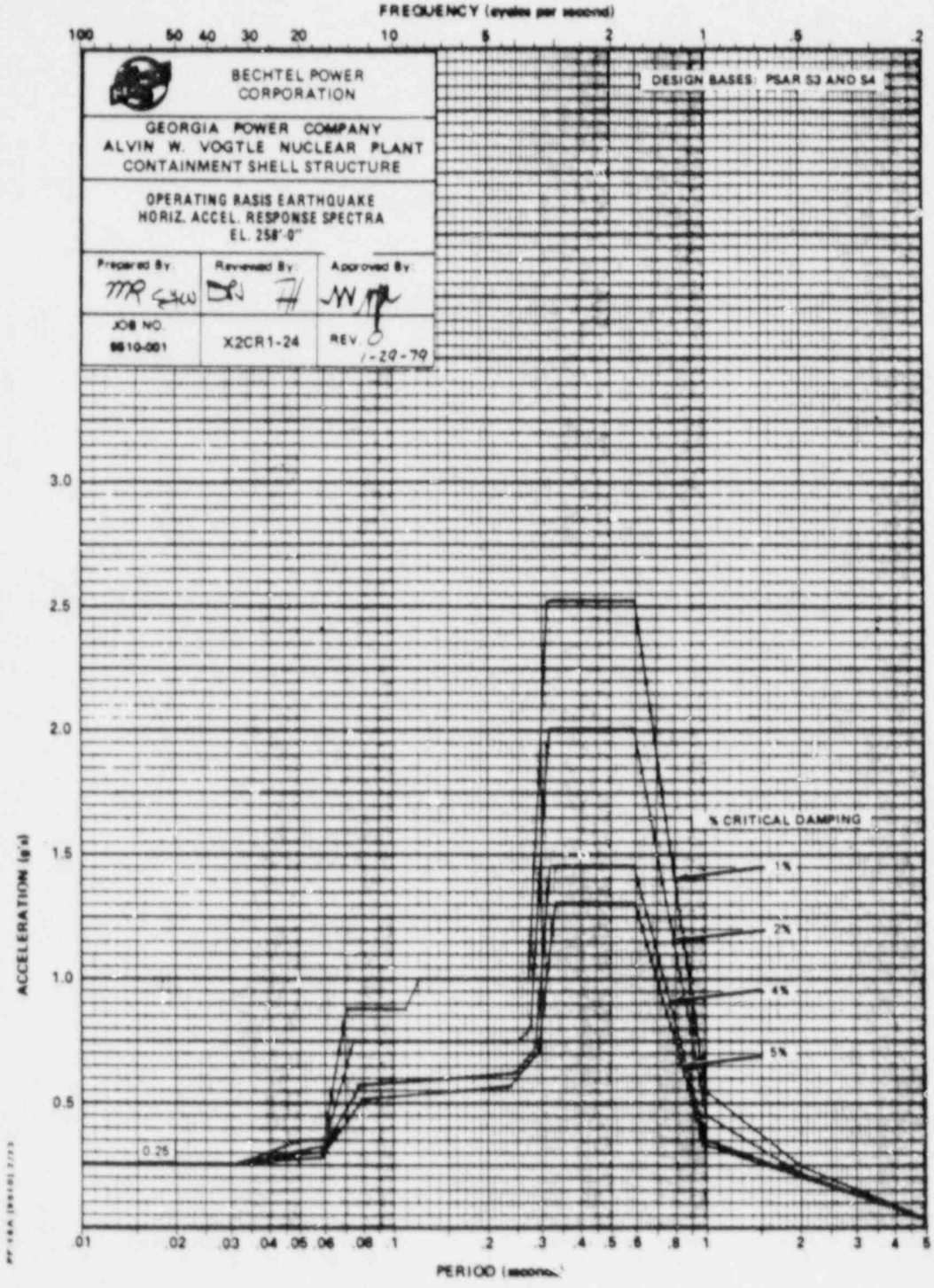
FREQUENCY (cycles per second)
100 50 40 30 20 10 5 2 1 .5 .2
BECHTEL POWER CORPORATION
GEORGIA POWER COMPANY
ALVIN W. VOGTLE NUCLEAR PLANT
CONTAINMENT SHELL STRUCTURE
OPERATING BASIS EARTHQUAKE
HORIZ. ACCEL. RESPONSE SPECTRA
EL. 258'-0"
Prepared By
Reviewed By
Approved By
JOB NO. 9610-001
X2CR1-24
REV. 0
1-29-79
DESIGN BASES: PSAR S3 AND S4
% CRITICAL DAMPING
1%
2%
4%
5%
0.25
ACCELERATION (g's)
3.0
2.5
2.0
1.5
1.0
0.5
.01 .02 .03 .04 .05 .06 .08 .1 .2 .3 .4 .5 .6 .8 1 2 3 4 5
PERIOD (seconds)

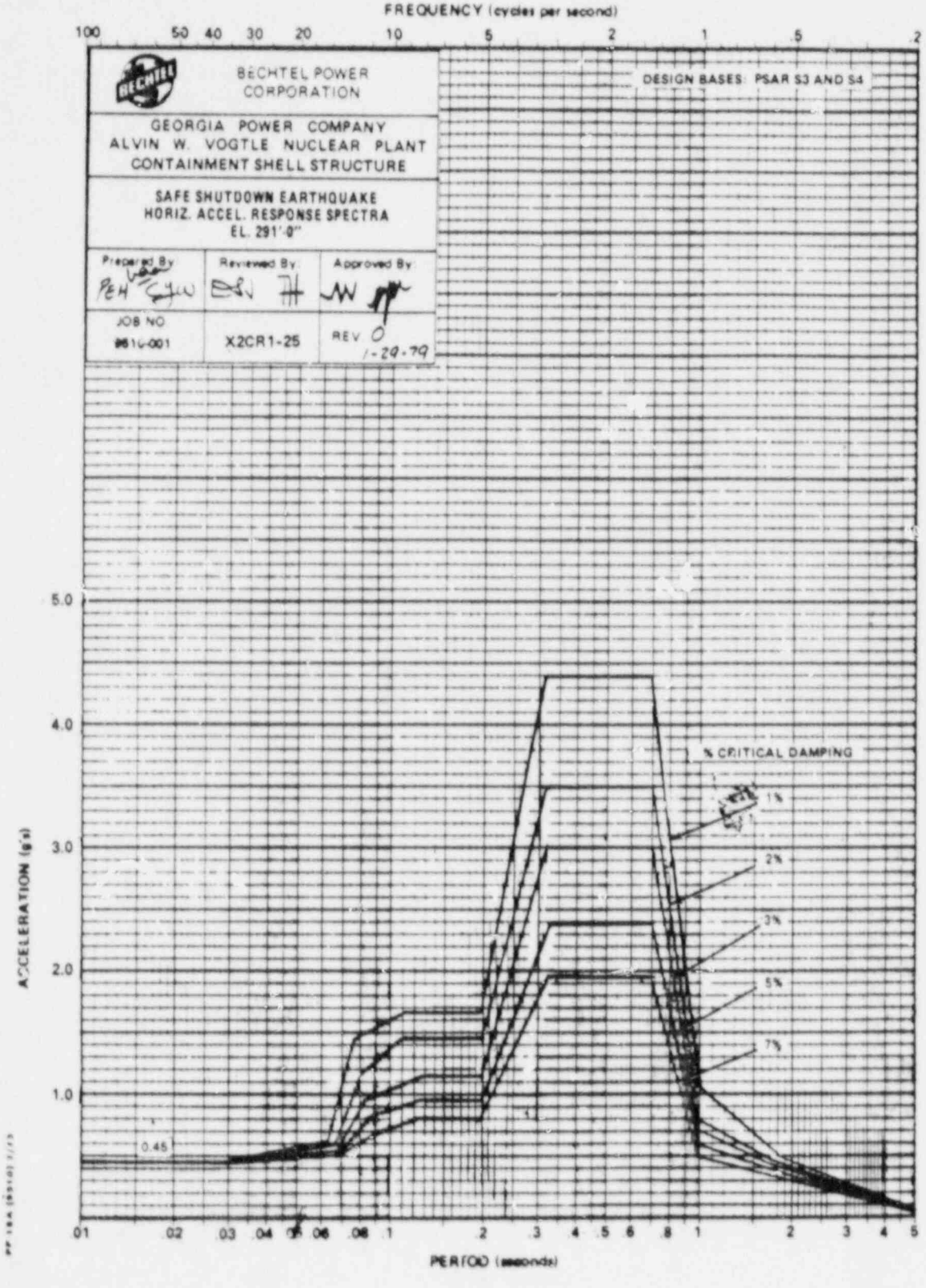
FREQUENCY (cycles per second)
100
50
40
30
20
10
5
2
1
.5
.2
BECHTEL POWER CORPORATION
DESIGN BASES: PSAR S3 AND S4
GEORGIA POWER COMPANY
ALVIN W. VOGTLE NUCLEAR PLANT
CONTAINMENT SHELL STRUCTURE
SAFE SHUTDOWN EARTHQUAKE
HORIZ. ACCEL. RESPONSE SPECTRA
EL. 291'-0"
Prepared By
Reviewed By
Approved By
JOB NO
X2CR1-25
REV 0
1-29-79
% CRITICAL DAMPING
1%
2%
3%
5%
7%
0.45
ACCELERATION (g's)
5.0
4.0
3.0
2.0
1.0
.01
.02
.03
.04
.05
.06
.08
.1
.2
.3
.4
.5
.6
.8
1
2
3
4
5
PERIOD (seconds)

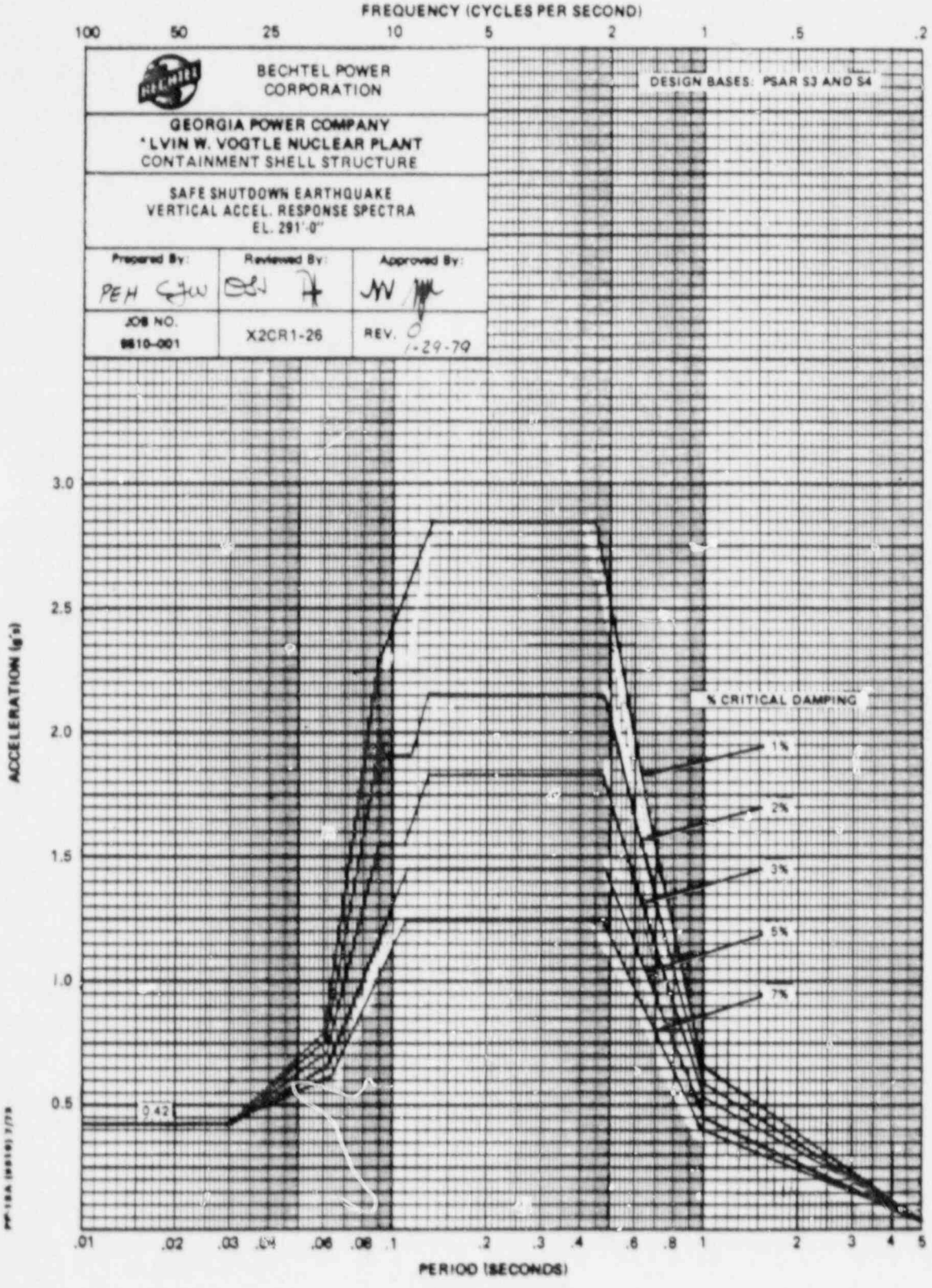
FREQUENCY (CYCLES PER SECOND)
100
50
25
10
5
2
1
.5
.2
BECHTEL POWER CORPORATION
DESIGN BASES: PSAR S3 AND S4
GEORGIA POWER COMPANY
ALVIN W. VOGTLE NUCLEAR PLANT
CONTAINMENT SHELL STRUCTURE
SAFE SHUTDOWN EARTHQUAKE
VERTICAL ACCEL. RESPONSE SPECTRA
EL. 291'-0"
Prepared By:
Reviewed By:
Approved By:
JOB NO.
9610-001
X2CR1-26
REV. 0
1-29-79
% CRITICAL DAMPING
1%
2%
3%
5%
7%
9.42
ACCELERATION (g's)
3.0
2.5
2.0
1.5
1.0
0.5
.01
.02
.03
.04
.06
.08
.1
.2
.3
.4
.6
.8
1
2
3
4
5
PERIOD (SECONDS)

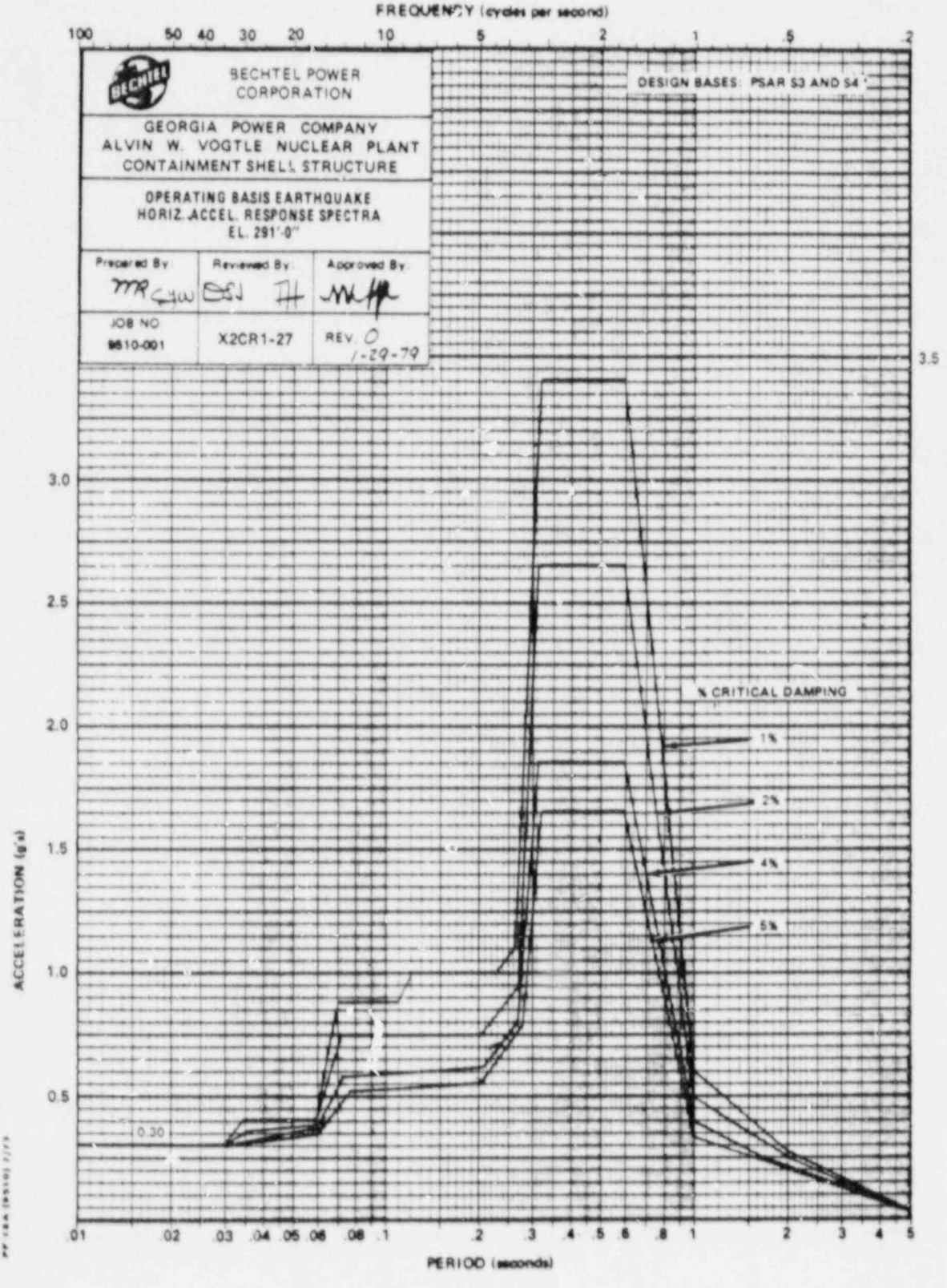
FREQUENCY (cycles per second)
100 50 40 30 20 10 5 2 1 .5 .2
BECHTEL POWER CORPORATION
GEORGIA POWER COMPANY
ALVIN W. VOGTLE NUCLEAR PLANT
CONTAINMENT SHELL STRUCTURE
OPERATING BASIS EARTHQUAKE
HORIZ. ACCEL. RESPONSE SPECTRA
EL. 291'-0"
Prepared By:
Reviewed By:
Approved By:
JOB NO 9610-001
X2CR1-27
REV. 0
1-29-79
DESIGN BASES: PSAR S3 AND S4
% CRITICAL DAMPING
1%
2%
4%
5%
0.30
ACCELERATION (g's)
3.5
3.0
2.5
2.0
1.5
1.0
0.5
.01 .02 .03 .04 .05 .06 .08 .1 .2 .3 .4 .5 .6 .8 1 2 3 4 5
PERIOD (seconds)

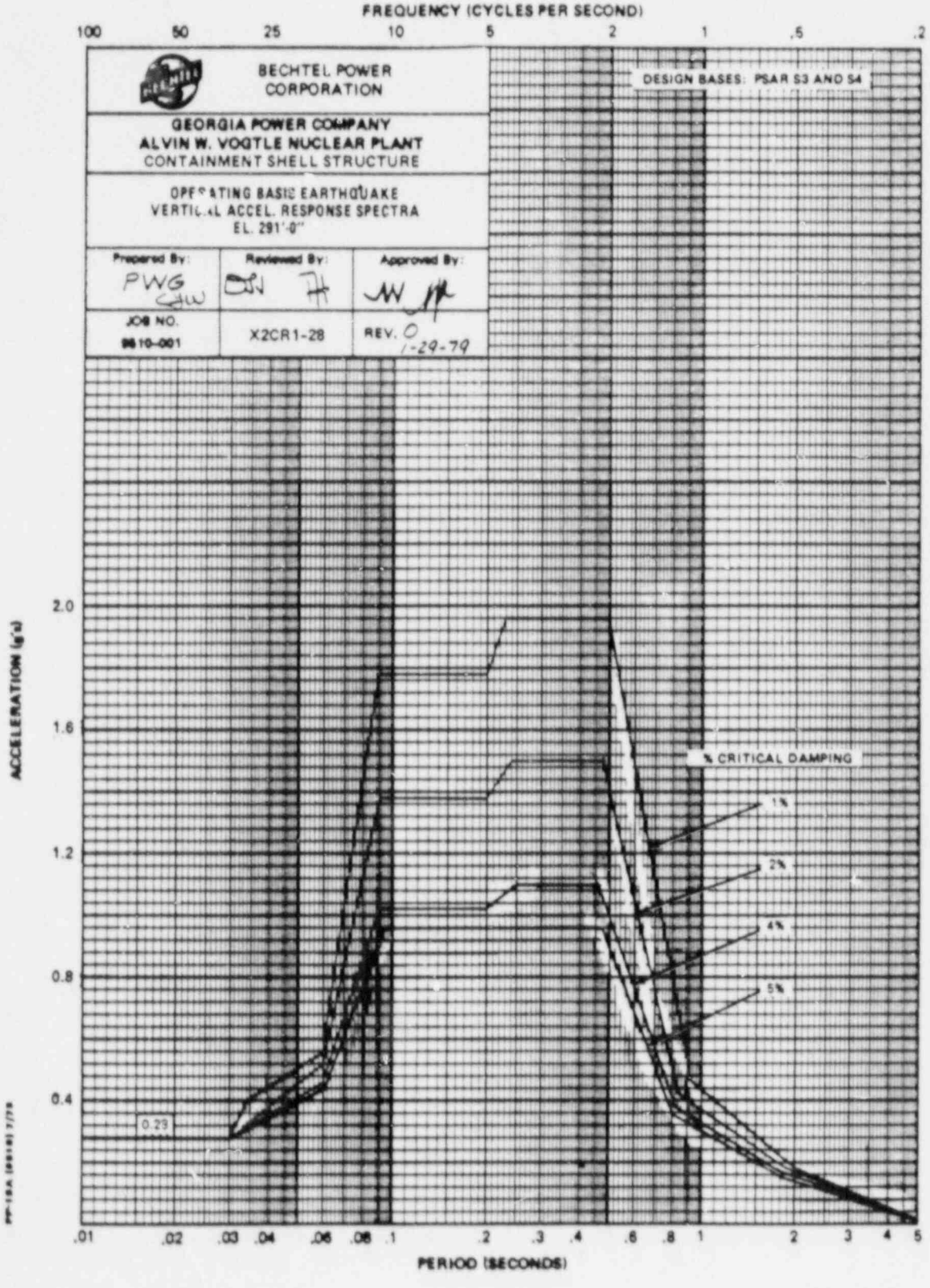
FREQUENCY (CYCLES PER SECOND)
100
50
25
10
5
2
1
.5
.2
BECHTEL POWER CORPORATION
DESIGN BASES: PSAR S3 AND S4
GEORGIA POWER COMPANY
ALVIN W. VOGTLE NUCLEAR PLANT
CONTAINMENT SHELL STRUCTURE
OPERATING BASIS EARTHQUAKE
VERTICAL ACCEL. RESPONSE SPECTRA
EL. 291'-0"
Prepared By:
PWG
Reviewed By:
Approved By:
JOB NO.
9610-001
X2CR1-28
REV. 0
1-29-79
% CRITICAL DAMPING
1%
2%
4%
5%
0.29
ACCELERATION (g's)
2.0
1.6
1.2
0.8
0.4
.01
.02
.03
.04
.06
.08
.1
.2
.3
.4
.6
.8
1
2
3
4
5
PERIOD (SECONDS)

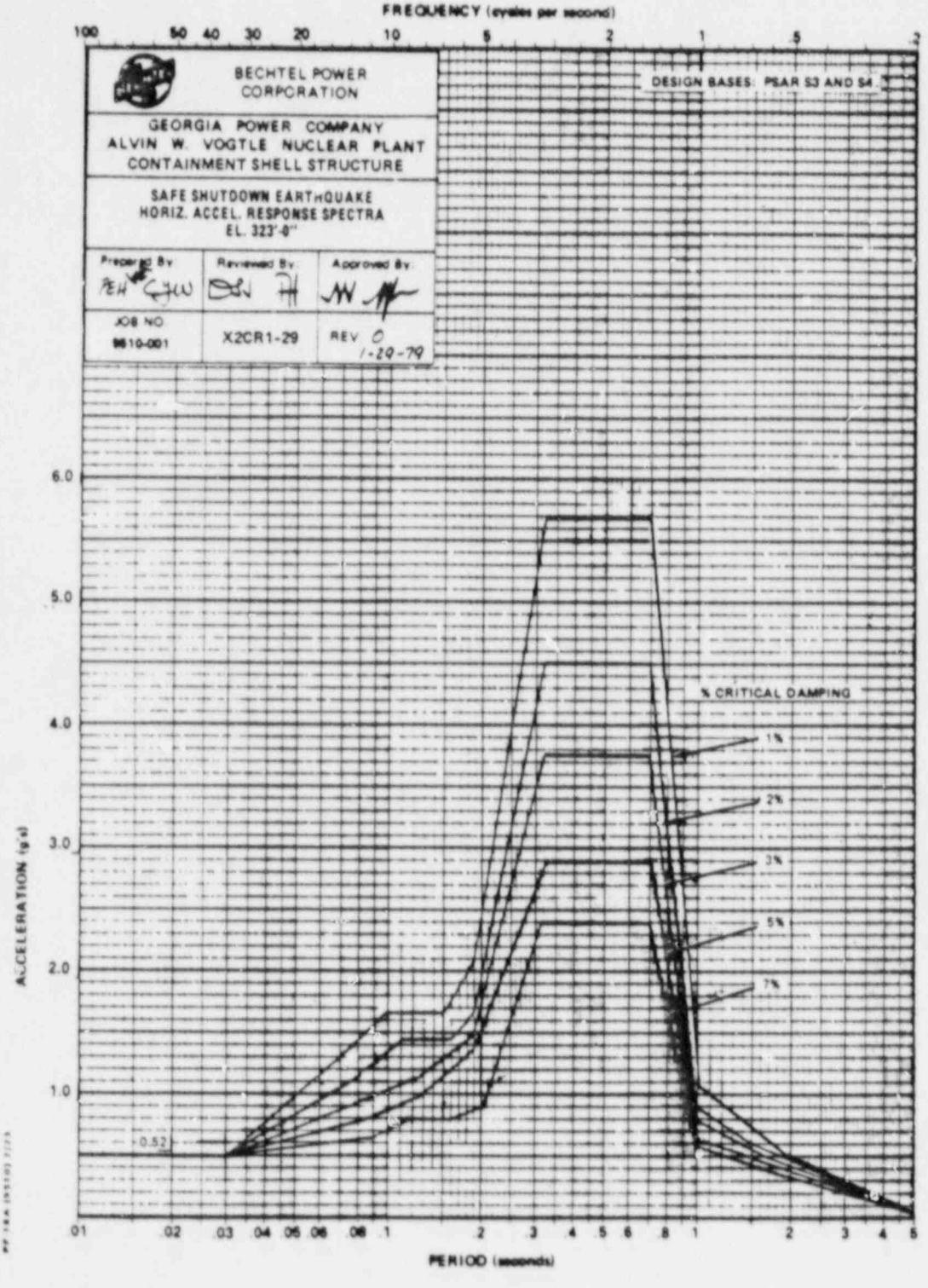
FREQUENCY (cycles per second)
100 50 40 30 20 10 5 2 1 .5 .2
BECHTEL POWER CORPORATION
GEORGIA POWER COMPANY
ALVIN W. VOGTLE NUCLEAR PLANT
CONTAINMENT SHELL STRUCTURE
SAFE SHUTDOWN EARTHQUAKE
HORIZ. ACCEL. RESPONSE SPECTRA
EL. 323'-0"
Prepared By
Reviewed By
Approved By
JOB NO. 9610-001
X2CR1-29
REV 0
1-29-79
DESIGN BASES: PSAR S3 AND S4
% CRITICAL DAMPING
1%
2%
3%
5%
7%
ACCELERATION (g's)
6.0
5.0
4.0
3.0
2.0
1.0
0.52
.01 .02 .03 .04 .05 .06 .08 .1 .2 .3 .4 .5 .6 .8 1 2 3 4 5
PERIOD (seconds)

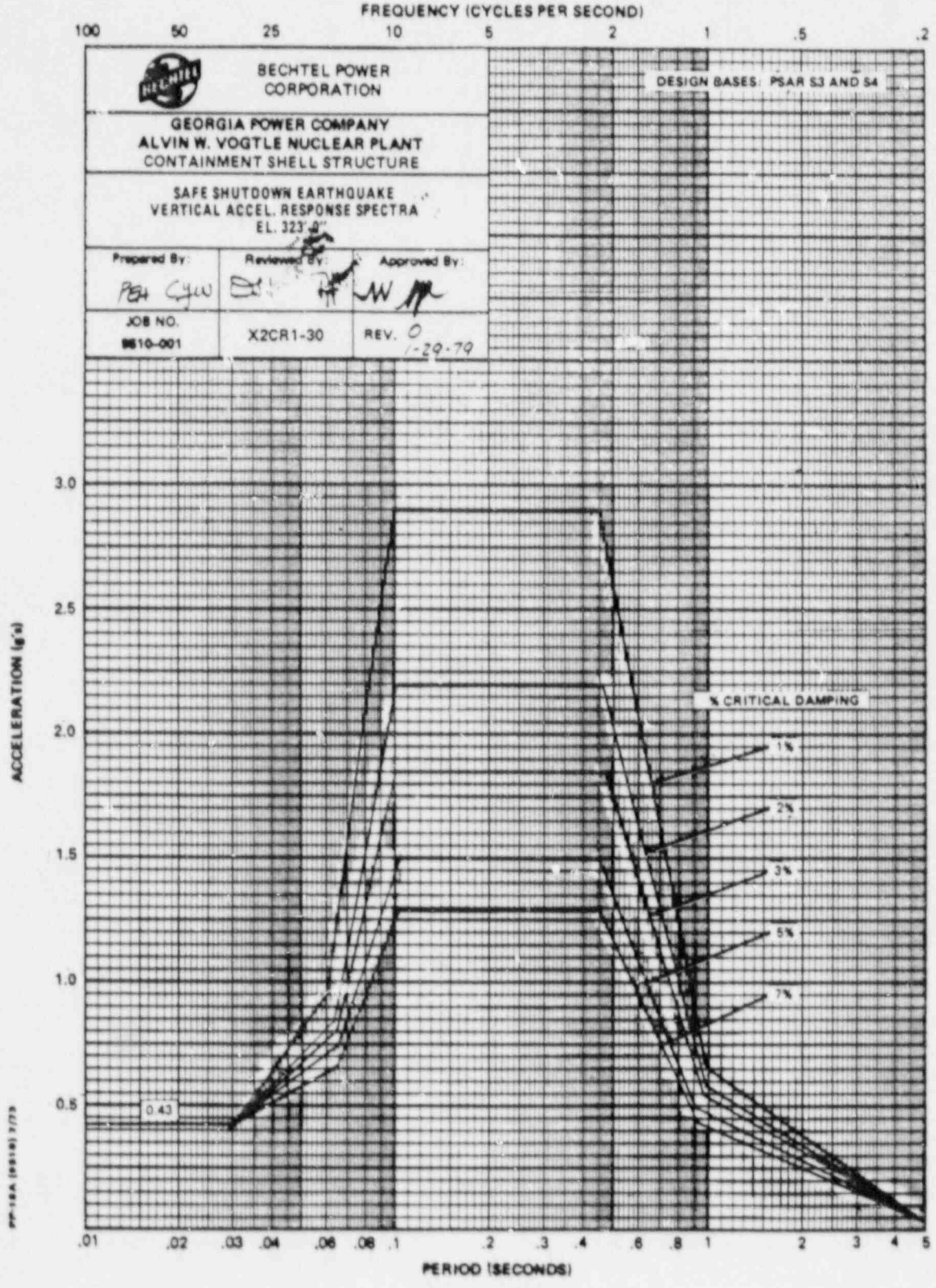
FREQUENCY (CYCLES PER SECOND)
100
50
25
10
5
2
1
.5
.2
BECHTEL POWER CORPORATION
GEORGIA POWER COMPANY
ALVIN W. VOGTLE NUCLEAR PLANT
CONTAINMENT SHELL STRUCTURE
SAFE SHUTDOWN EARTHQUAKE
VERTICAL ACCEL. RESPONSE SPECTRA
EL. 323'-0"
Prepared By:
Reviewed By:
Approved By:
JOB NO.
9610-001
X2CR1-30
REV. 0
1-29-79
DESIGN BASES: PSAR S3 AND S4
% CRITICAL DAMPING
1%
2%
3%
5%
7%
0.43
ACCELERATION (g's)
3.0
2.5
2.0
1.5
1.0
0.5
.01
.02
.03
.04
.06
.08
.1
.2
.3
.4
.6
.8
1
2
3
4
5
PERIOD (SECONDS)

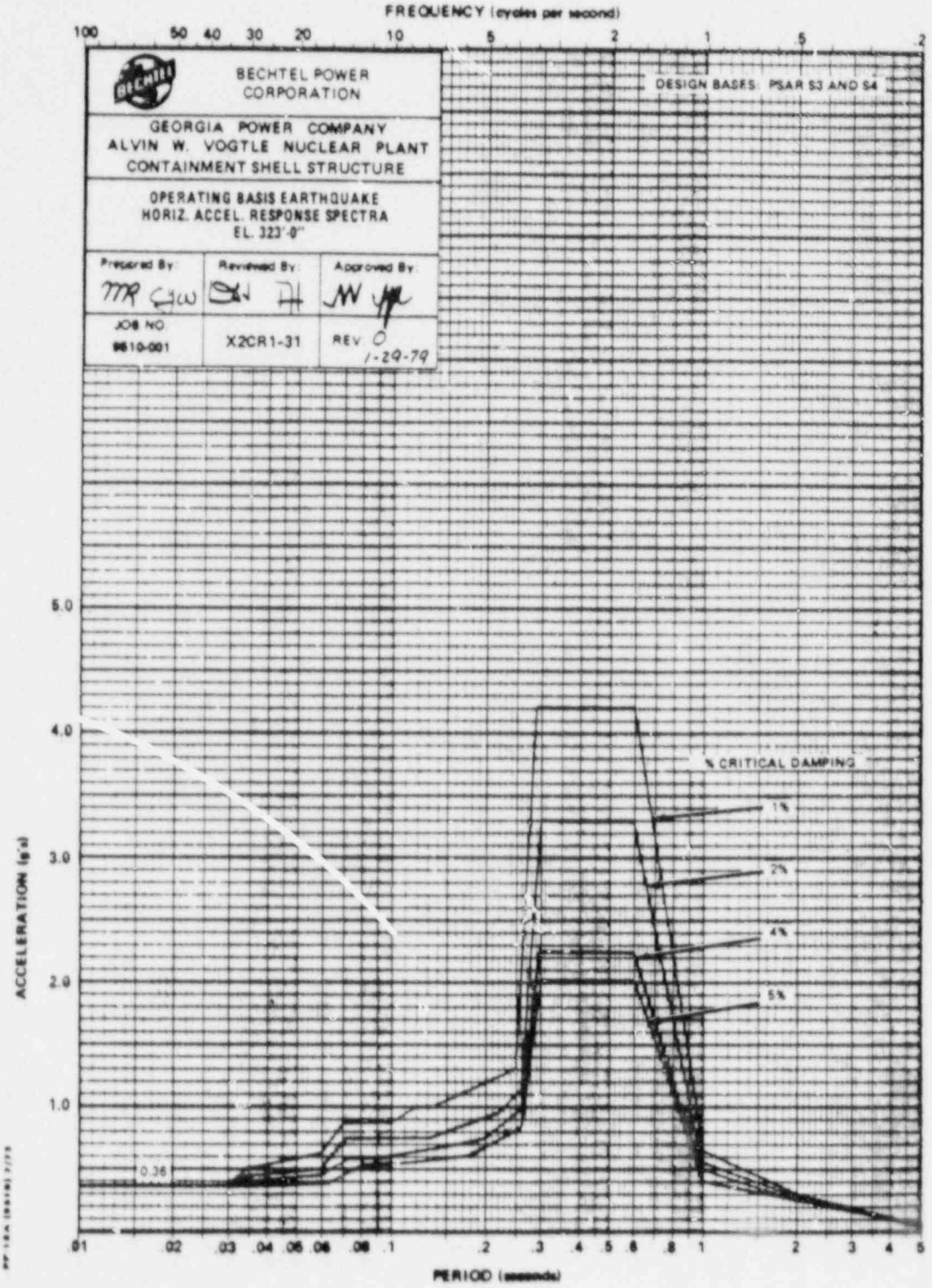
FREQUENCY (cycles per second)
100
50
40
30
20
10
5
2
1
.5
.2
BECHTEL POWER CORPORATION
DESIGN BASES: PSAR S3 AND S4
GEORGIA POWER COMPANY
ALVIN W. VOGTLE NUCLEAR PLANT
CONTAINMENT SHELL STRUCTURE
OPERATING BASIS EARTHQUAKE
HORIZ. ACCEL. RESPONSE SPECTRA
EL. 323'-0"
Prepared By:
Reviewed By:
Approved By:
JOB NO
9610-001
X2CR1-31
REV 0
1-29-79
% CRITICAL DAMPING
1%
2%
4%
5%
0.36
ACCELERATION (g's)
5.0
4.0
3.0
2.0
1.0
.01
.02
.03
.04
.05
.06
.08
.1
.2
.3
.4
.5
.6
.8
1
2
3
4
5
PERIOD (seconds)

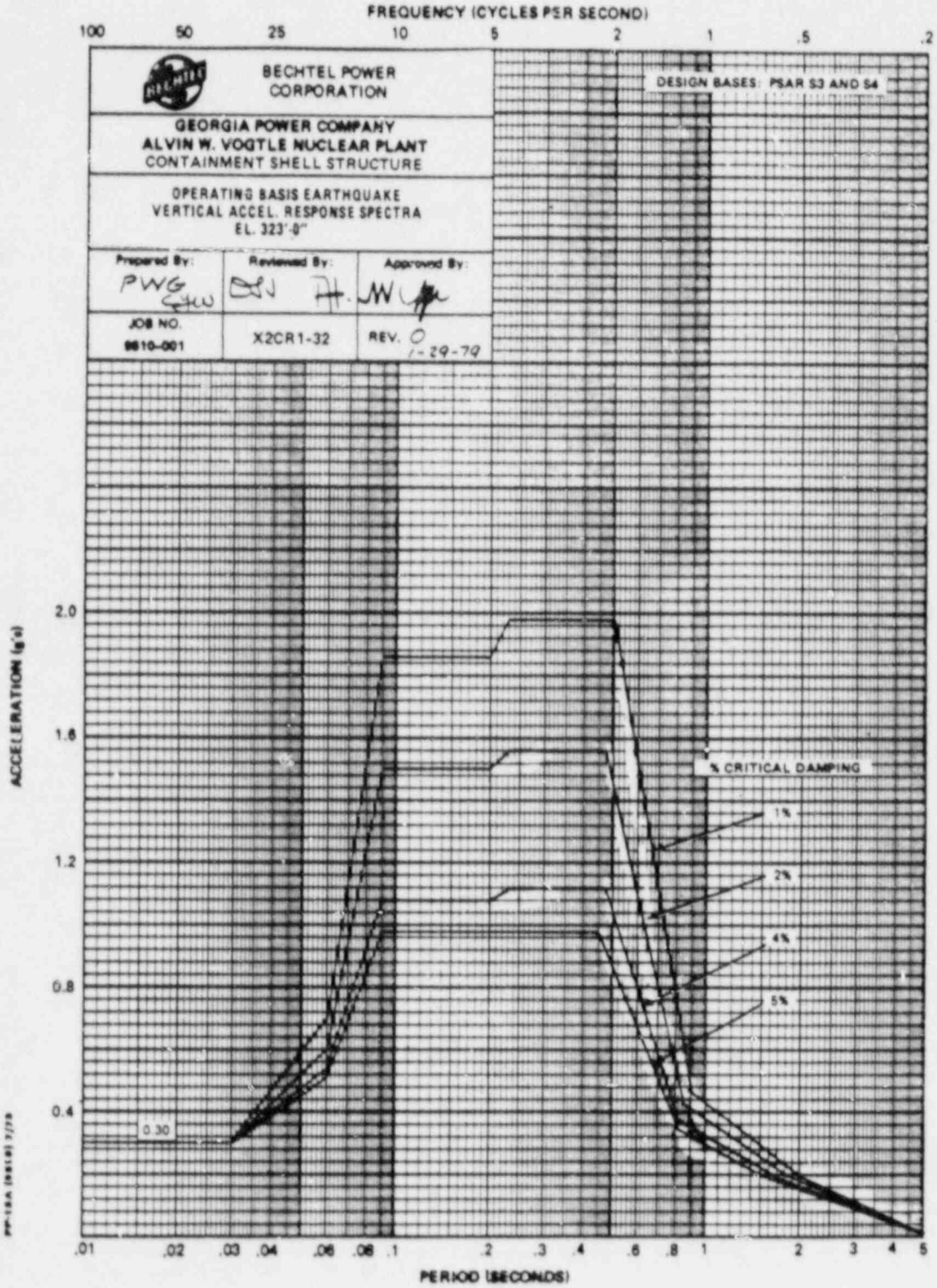
FREQUENCY (CYCLES PER SECOND)
100
50
25
10
5
2
1
.5
.2
BECHTEL POWER CORPORATION
DESIGN BASES: PSAR S3 AND S4
GEORGIA POWER COMPANY
ALVIN W. VOGTLE NUCLEAR PLANT
CONTAINMENT SHELL STRUCTURE
OPERATING BASIS EARTHQUAKE
VERTICAL ACCEL. RESPONSE SPECTRA
EL. 323'-0"
Prepared By:
PWG
Reviewed By:
Approved By:
JOB NO.
9610-001
X2CR1-32
REV. 0
1-29-79
ACCELERATION (g's)
2.0
1.6
1.2
0.8
0.4
% CRITICAL DAMPING
1%
2%
4%
5%
0.30
.01
.02
.03
.04
.06
.08
.1
.2
.3
.4
.6
.8
1
2
3
4
5
PERIOD (SECONDS)

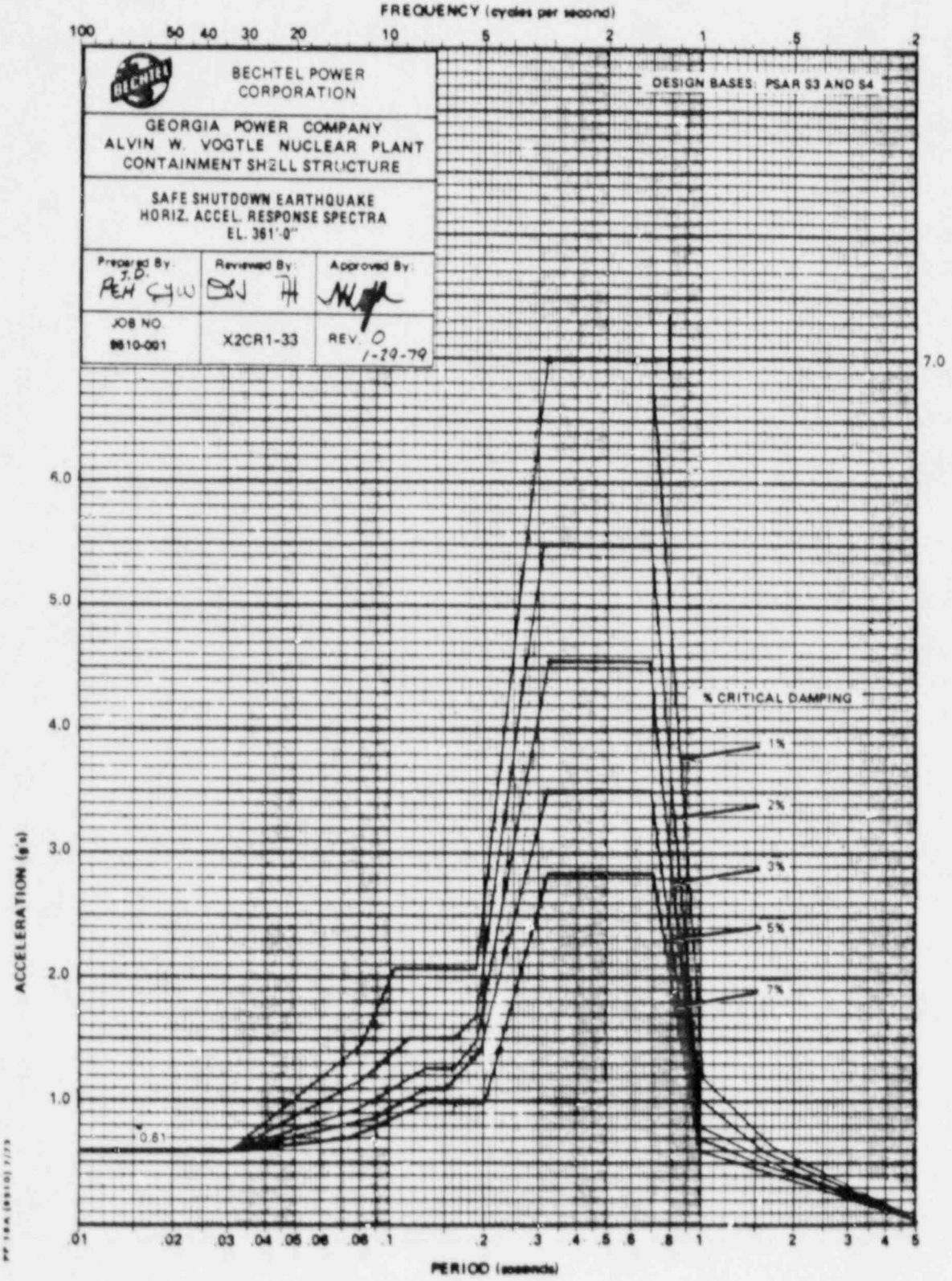
FREQUENCY (cycles per second)
100
50
40
30
20
10
5
2
1
.5
.2
BECHTEL POWER CORPORATION
GEORGIA POWER COMPANY
ALVIN W. VOGTLE NUCLEAR PLANT
CONTAINMENT SHELL STRUCTURE
SAFE SHUTDOWN EARTHQUAKE
HORIZ. ACCEL. RESPONSE SPECTRA
EL. 361'-0"
Prepared By:
Reviewed By:
Approved By:
JOB NO.
9610-001
X2CR1-33
REV. 0
1-29-79
DESIGN BASES: PSAR S3 AND S4
7.0
6.0
5.0
4.0
3.0
2.0
1.0
ACCELERATION (g's)
% CRITICAL DAMPING
1%
2%
3%
5%
7%
0.61
.01
.02
.03
.04
.05
.06
.08
.1
.2
.3
.4
.5
.6
.8
1
2
3
4
5
PERIOD (seconds)

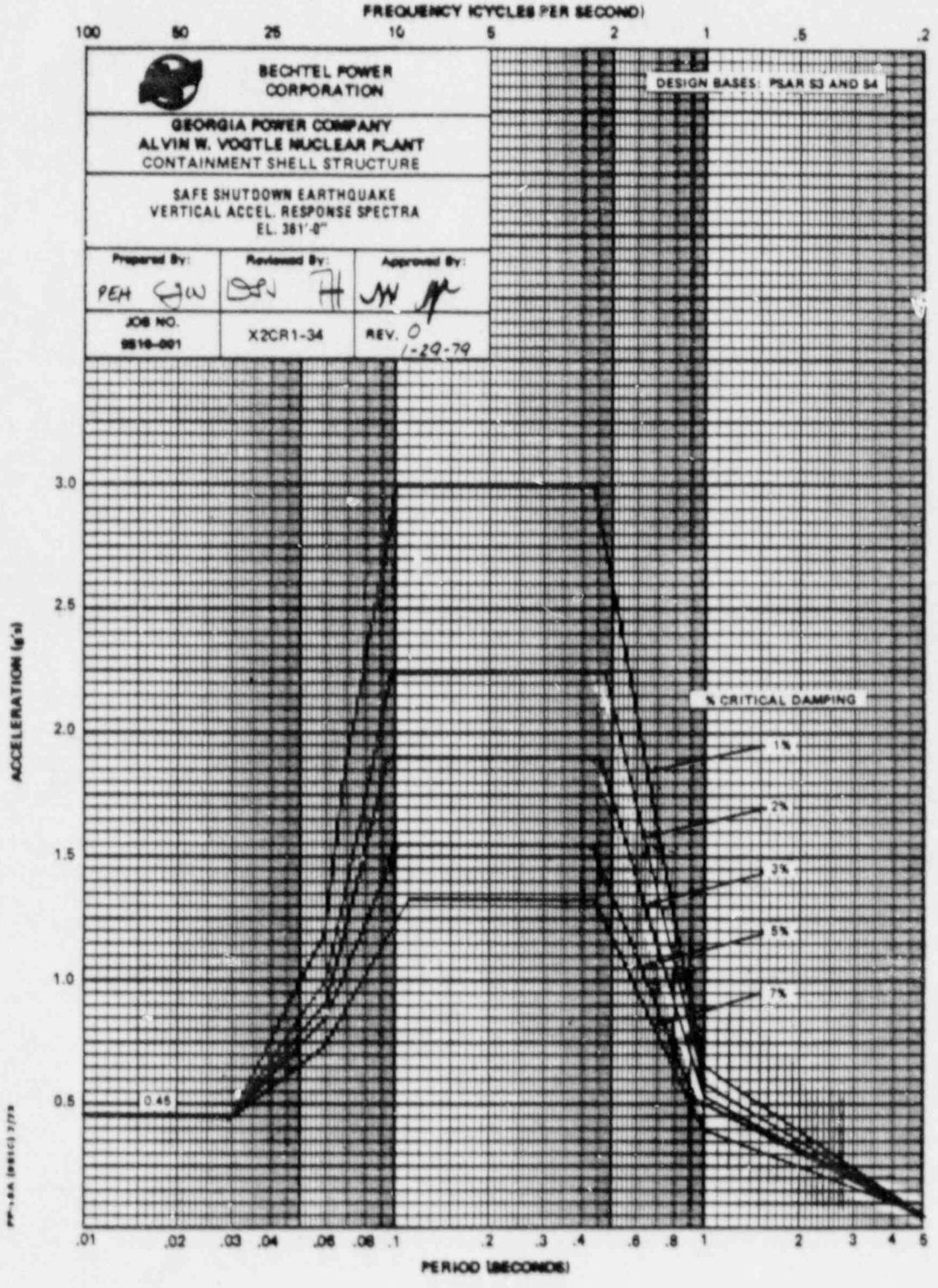
FREQUENCY (CYCLES PER SECOND)
100
50
25
10
5
2
1
.5
.2
BECHTEL POWER CORPORATION
GEORGIA POWER COMPANY
ALVIN W. VOGTLE NUCLEAR PLANT
CONTAINMENT SHELL STRUCTURE
SAFE SHUTDOWN EARTHQUAKE
VERTICAL ACCEL. RESPONSE SPECTRA
EL. 381'-0"
Prepared By:
Reviewed By:
Approved By:
JOB NO.
9510-001
X2CR1-34
REV. 0
1-29-79
DESIGN BASES: PSAR S3 AND S4
% CRITICAL DAMPING
1%
2%
3%
5%
7%
0.45
ACCELERATION (g's)
3.0
2.5
2.0
1.5
1.0
0.5
.01
.02
.03
.04
.06
.08
.1
.2
.3
.4
.6
.8
1
2
3
4
5
PERIOD (SECONDS)

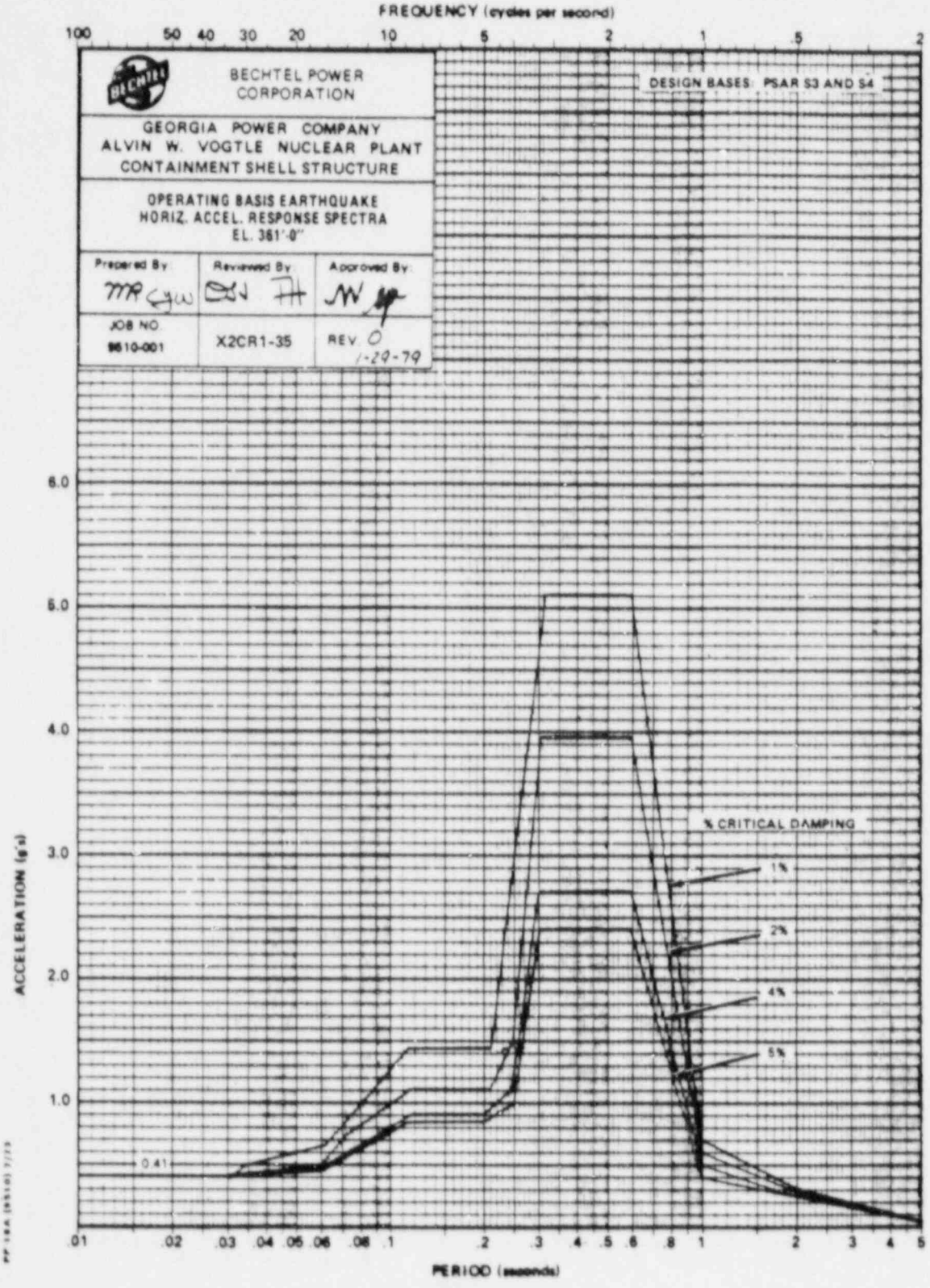
FREQUENCY (cycles per second)
100
50
40
30
20
10
5
2
1
.5
2
BECHTEL POWER CORPORATION
DESIGN BASES: PSAR S3 AND S4
GEORGIA POWER COMPANY
ALVIN W. VOGTLE NUCLEAR PLANT
CONTAINMENT SHELL STRUCTURE
OPERATING BASIS EARTHQUAKE
HORIZ. ACCEL. RESPONSE SPECTRA
EL. 361'-0"
Prepared By
Reviewed By
Approved By
JOB NO.
9610-001
X2CR1-35
REV. 0
1-29-79
6.0
5.0
4.0
3.0
2.0
1.0
0.41
ACCELERATION (g's)
% CRITICAL DAMPING
1%
2%
4%
5%
.01
.02
.03
.04
.05
.06
.08
.1
.2
.3
.4
.5
.6
.8
1
2
3
4
5
PERIOD (seconds)

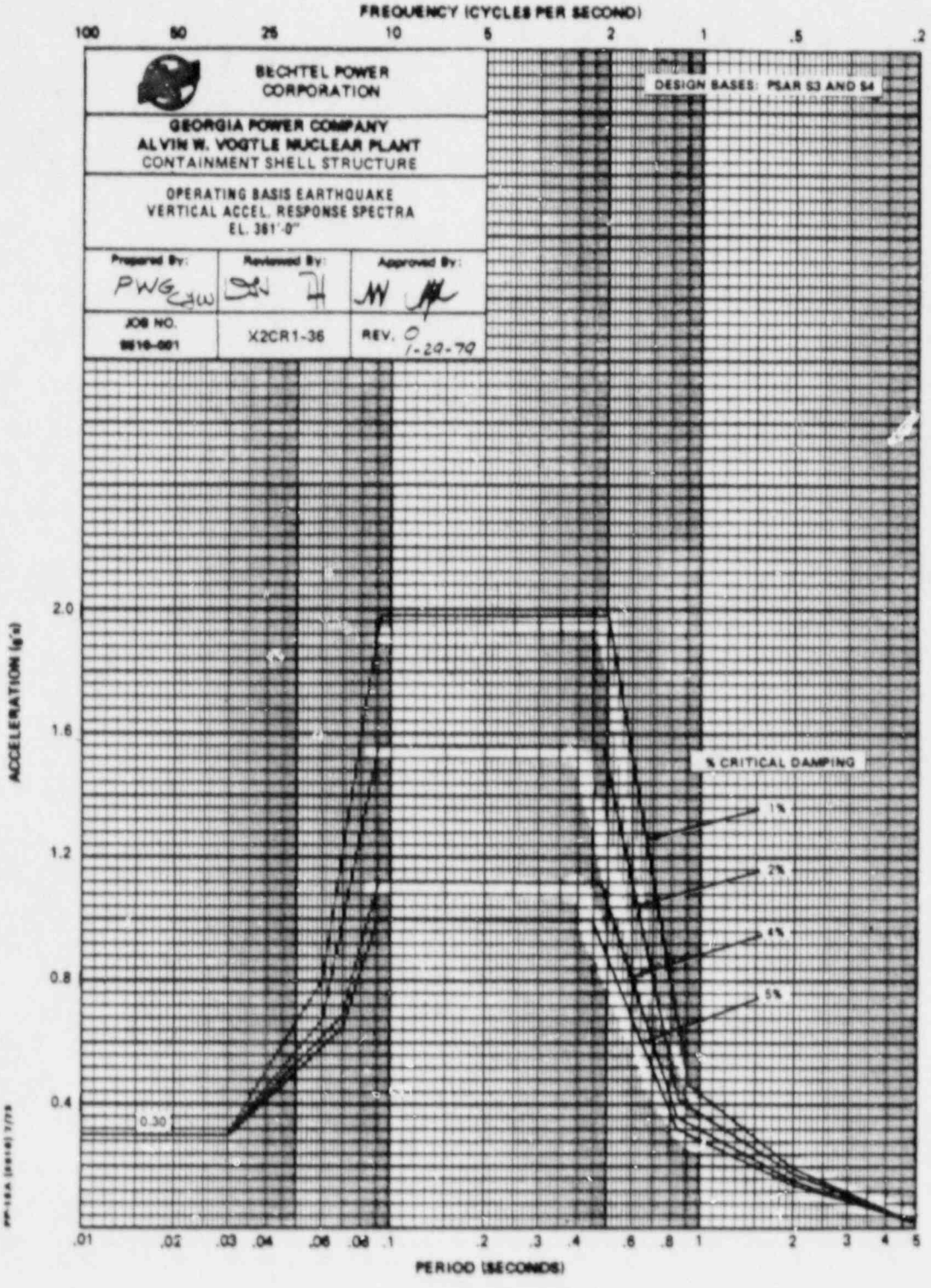
FREQUENCY (CYCLES PER SECOND)
100
50
25
10
5
2
1
.5
.2
BECHTEL POWER CORPORATION
DESIGN BASES: PSAR S3 AND S4
GEORGIA POWER COMPANY
ALVIN W. VOGTLE NUCLEAR PLANT
CONTAINMENT SHELL STRUCTURE
OPERATING BASIS EARTHQUAKE
VERTICAL ACCEL. RESPONSE SPECTRA
EL. 381'-0"
Prepared By:
Reviewed By:
Approved By:
PWG
JOB NO.
X2CR1-36
REV. 0
1-20-79
ACCELERATION (g's)
2.0
1.6
1.2
0.8
0.4
0.30
% CRITICAL DAMPING
1%
2%
4%
5%
.01
.02
.03
.04
.06
.08
.1
.2
.3
.4
.6
.8
1
2
3
4
5
PERIOD (SECONDS)

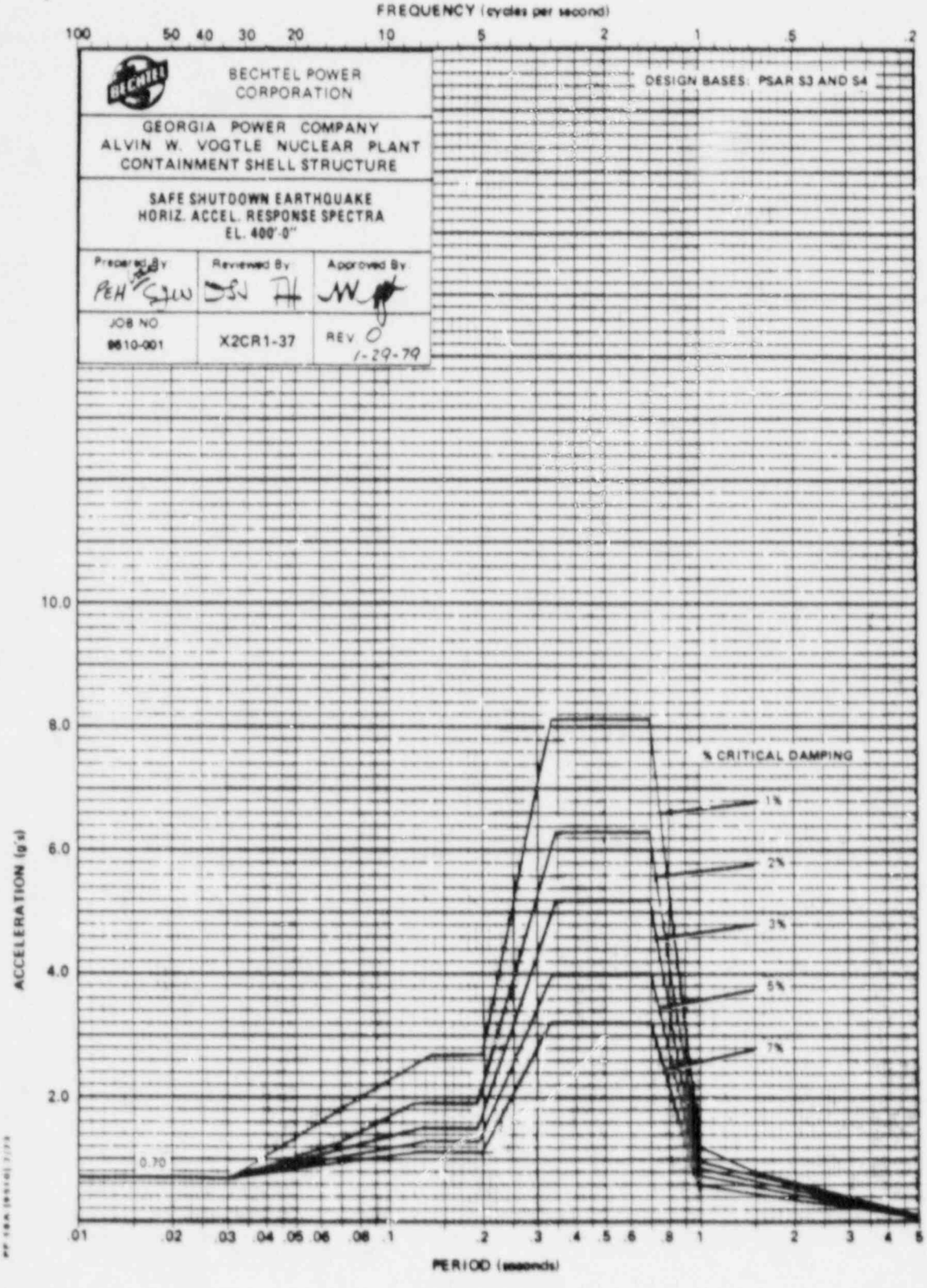
FREQUENCY (cycles per second)
100 50 40 30 20 10 5 2 1 .5 .2
BECHTEL POWER CORPORATION
DESIGN BASES: PSAR S3 AND S4
GEORGIA POWER COMPANY
ALVIN W. VOGTLE NUCLEAR PLANT
CONTAINMENT SHELL STRUCTURE
SAFE SHUTDOWN EARTHQUAKE
HORIZ. ACCEL. RESPONSE SPECTRA
EL. 400'-0"
Prepared By
Reviewed By
Approved By
JOB NO.
9610-001
X2CR1-37
REV. 0
1-29-79
% CRITICAL DAMPING
1%
2%
3%
5%
7%
0.70
ACCELERATION (g's)
10.0
8.0
6.0
4.0
2.0
.01 .02 .03 .04 .05 .06 .08 .1 .2 .3 .4 .5 .6 .8 1 2 3 4 5
PERIOD (seconds)

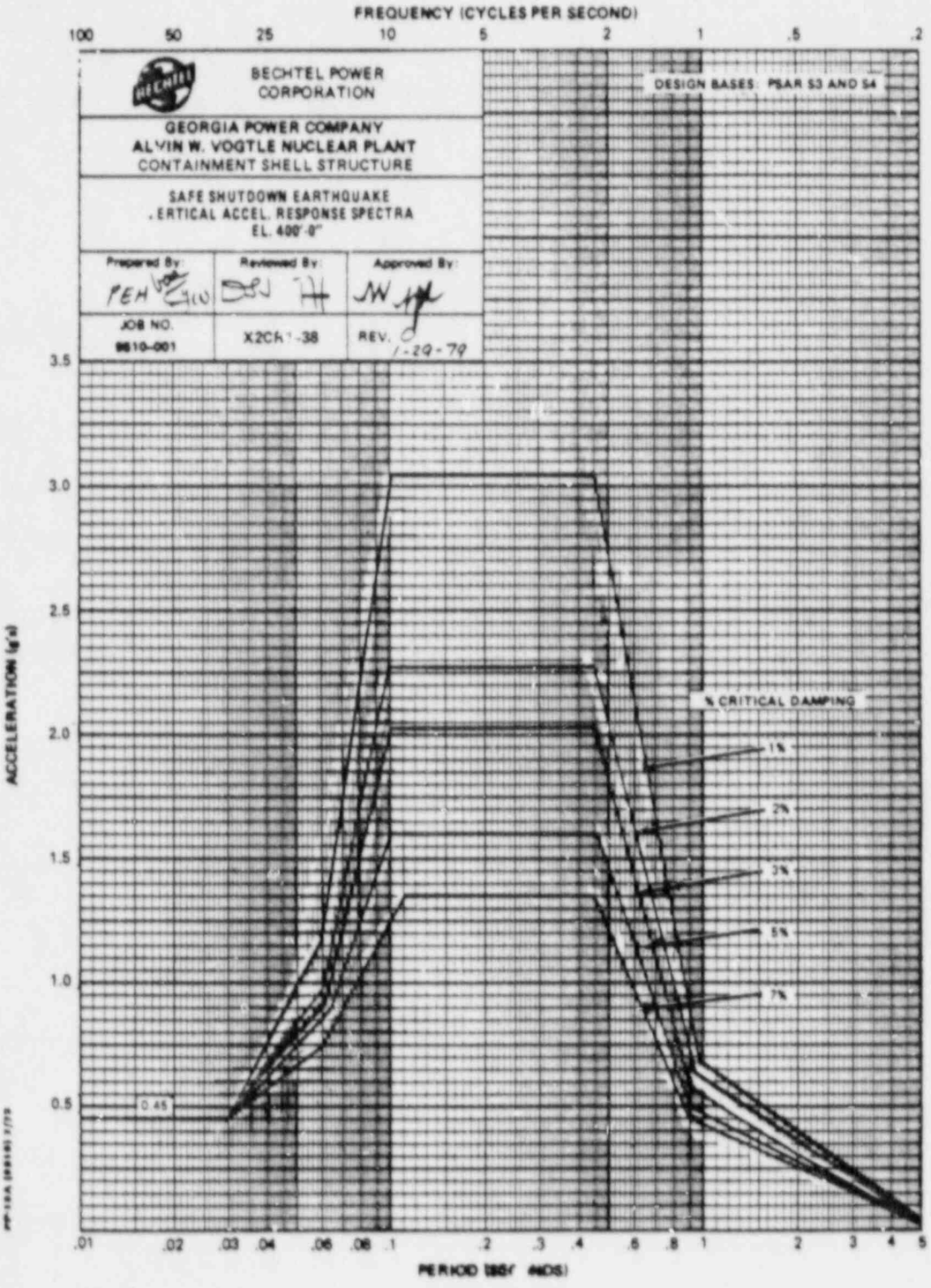
FREQUENCY (CYCLES PER SECOND)
100
50
25
10
5
2
1
.5
.2
BECHTEL POWER CORPORATION
DESIGN BASES: PSAR S3 AND S4
GEORGIA POWER COMPANY
ALVIN W. VOGTLE NUCLEAR PLANT
CONTAINMENT SHELL STRUCTURE
SAFE SHUTDOWN EARTHQUAKE
VERTICAL ACCEL. RESPONSE SPECTRA
EL. 400'-0"
Prepared By:
Reviewed By:
Approved By:
JOB NO.
9610-001
X2CH1-38
REV. 0
1-29-79
ACCELERATION (g's)
3.5
3.0
2.5
2.0
1.5
1.0
0.5
0.45
% CRITICAL DAMPING
1%
2%
3%
5%
7%
.01
.02
.03
.04
.06
.08
.1
.2
.3
.4
.6
.8
1
2
3
4
5
PERIOD (SEC / CPS)

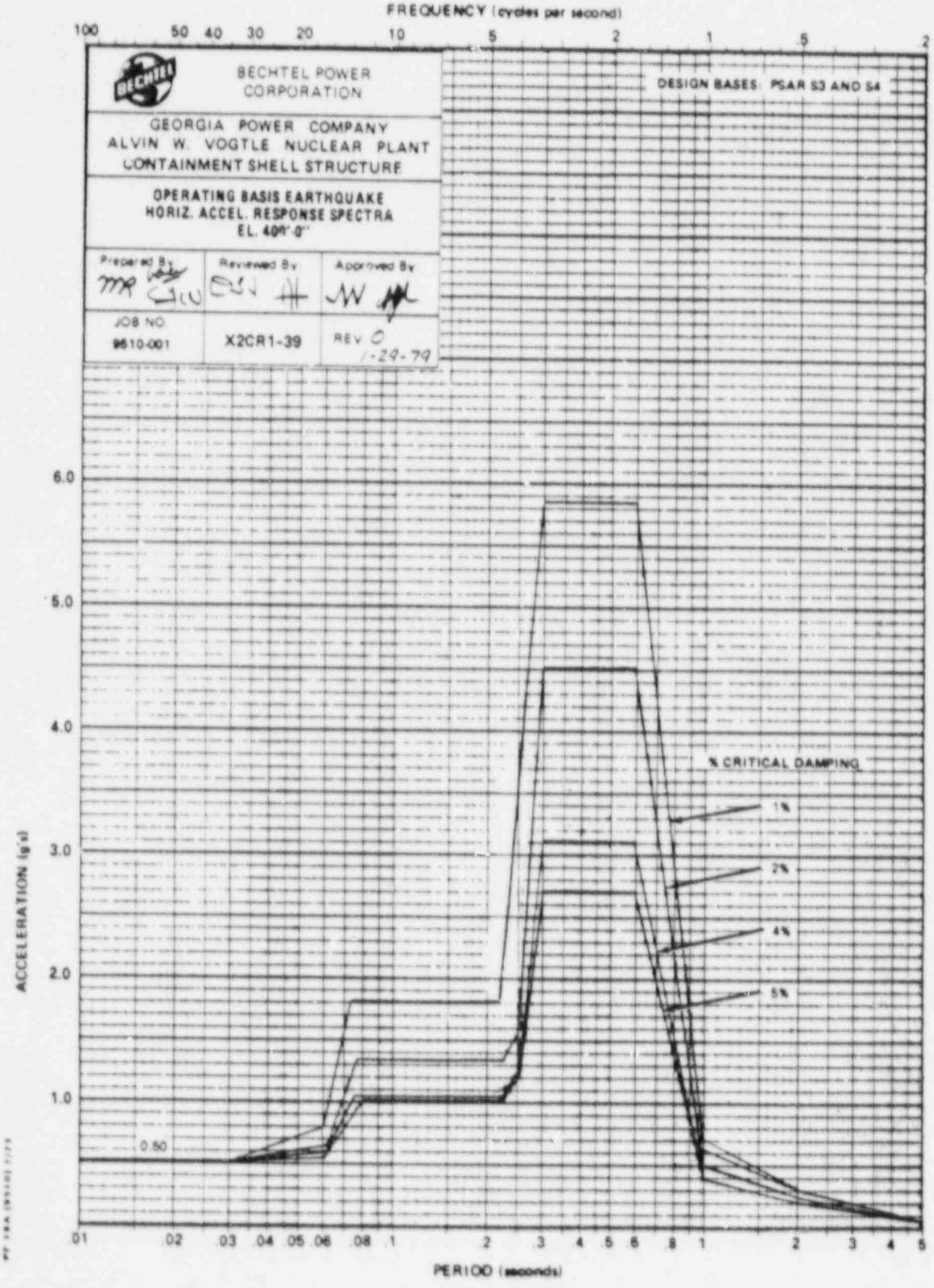
FREQUENCY (cycles per second)
100
50
40
30
20
10
5
2
1
.5
2
BECHTEL POWER CORPORATION
DESIGN BASES: PSAR S3 AND S4
GEORGIA POWER COMPANY
ALVIN W. VOGTLE NUCLEAR PLANT
CONTAINMENT SHELL STRUCTURE
OPERATING BASIS EARTHQUAKE
HORIZ. ACCEL. RESPONSE SPECTRA
EL. 409'-0"
Prepared By
Reviewed By
Approved By
JOB NO.
9610-001
X2CR1-39
REV 0
1-29-79
% CRITICAL DAMPING
1%
2%
4%
5%
ACCELERATION (g's)
6.0
5.0
4.0
3.0
2.0
1.0
0.50
.01
.02
.03
.04
.05
.06
.08
.1
2
.3
4
5
6
8
1
2
3
4
5
PERIOD (seconds)

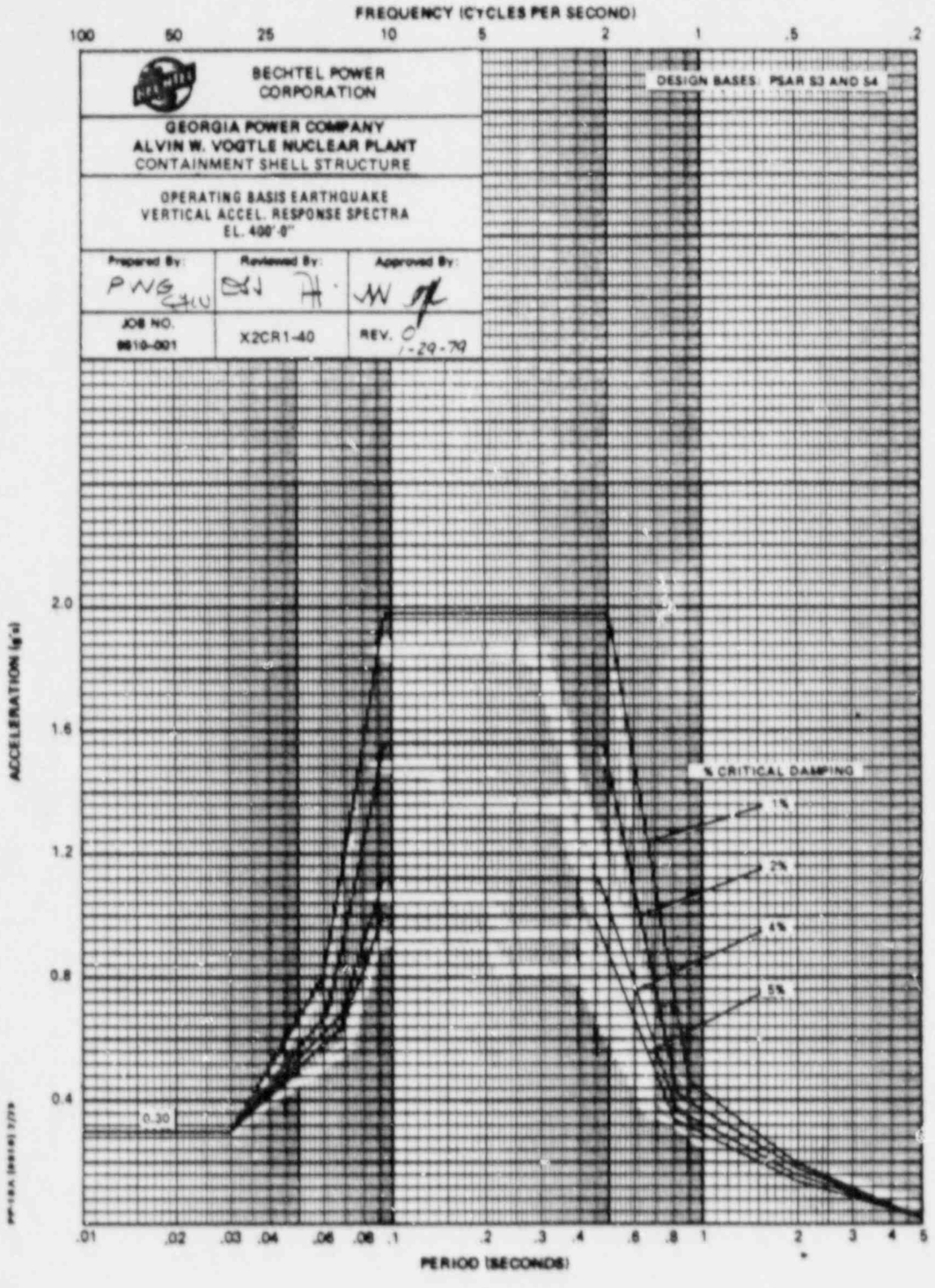
FREQUENCY (CYCLES PER SECOND)
100
50
25
10
5
2
1
.5
.2
BECHTEL POWER CORPORATION
DESIGN BASES: PSAR S3 AND S4
GEORGIA POWER COMPANY
ALVIN W. VOGTLE NUCLEAR PLANT
CONTAINMENT SHELL STRUCTURE
OPERATING BASIS EARTHQUAKE
VERTICAL ACCEL. RESPONSE SPECTRA
EL. 400'-0"
Prepared By:
Reviewed By:
Approved By:
JOB NO.
8610-001
X2CR1-40
REV. C
1-29-79
ACCELERATION (g's)
2.0
1.6
1.2
0.8
0.4
0.30
% CRITICAL DAMPING
1%
2%
4%
5%
.01
.02
.03
.04
.06
.08
.1
.2
.3
.4
.6
.8
1
2
3
4
5
PERIOD (SECONDS)

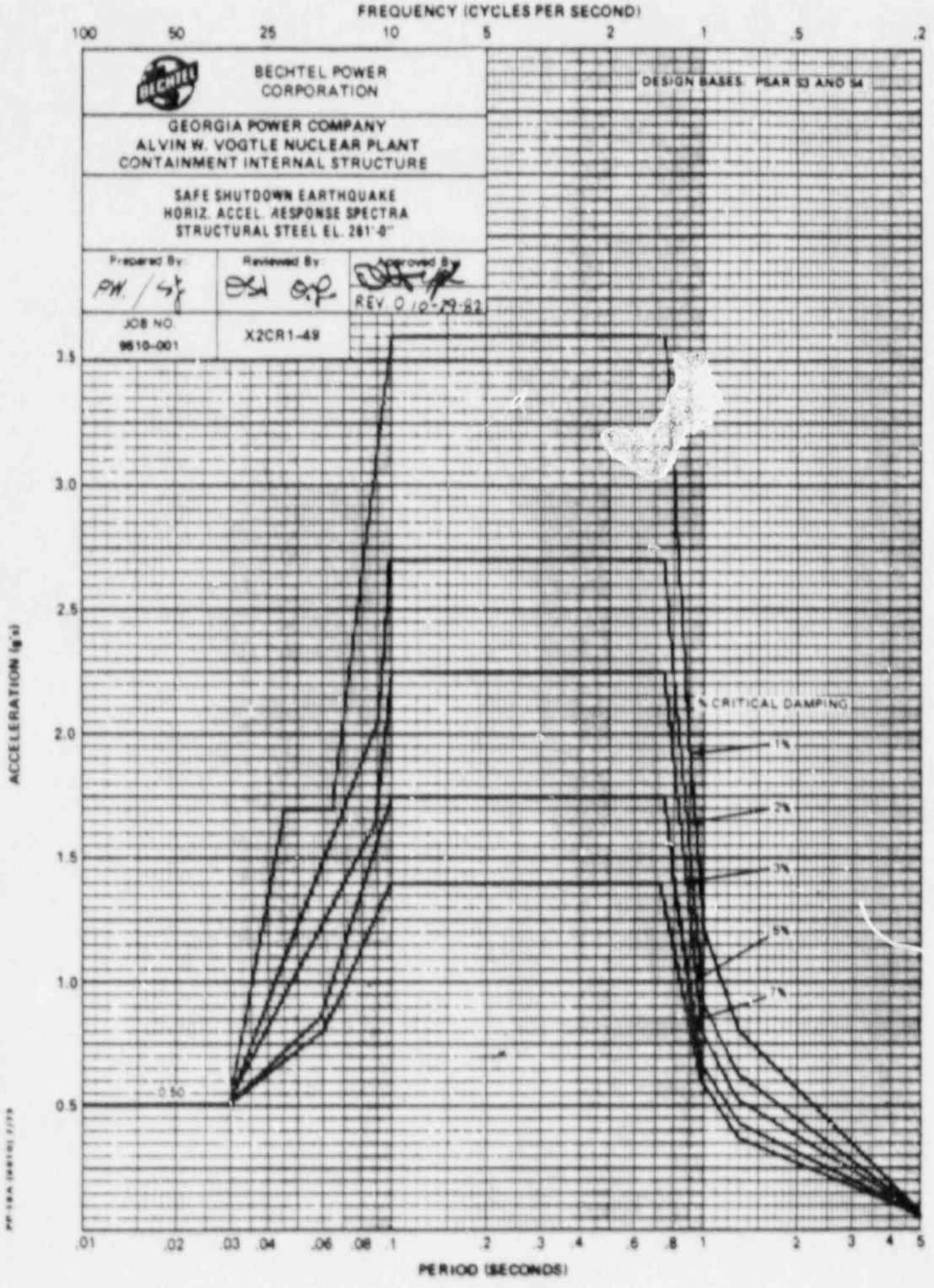
FREQUENCY (CYCLES PER SECOND)
100
50
25
10
5
2
1
.5
.2
BECHTEL POWER CORPORATION
DESIGN BASES: PSAR S3 AND S4
GEORGIA POWER COMPANY
ALVIN W. VOGTLE NUCLEAR PLANT
CONTAINMENT INTERNAL STRUCTURE
SAFE SHUTDOWN EARTHQUAKE
HORIZ. ACCEL. RESPONSE SPECTRA
STRUCTURAL STEEL EL. 261'-0"
Prepared By:
Reviewed By:
Approved By:
REV. 0 10-29-82
JOB NO.
9610-001
X2CR1-49
3.5
3.0
2.5
2.0
1.5
1.0
0.5
ACCELERATION (g's)
% CRITICAL DAMPING
1%
2%
3%
5%
7%
0.50
.01
.02
.03
.04
.06
.08
.1
.2
.3
.4
.6
.8
1
2
3
4
5
PERIOD (SECONDS)

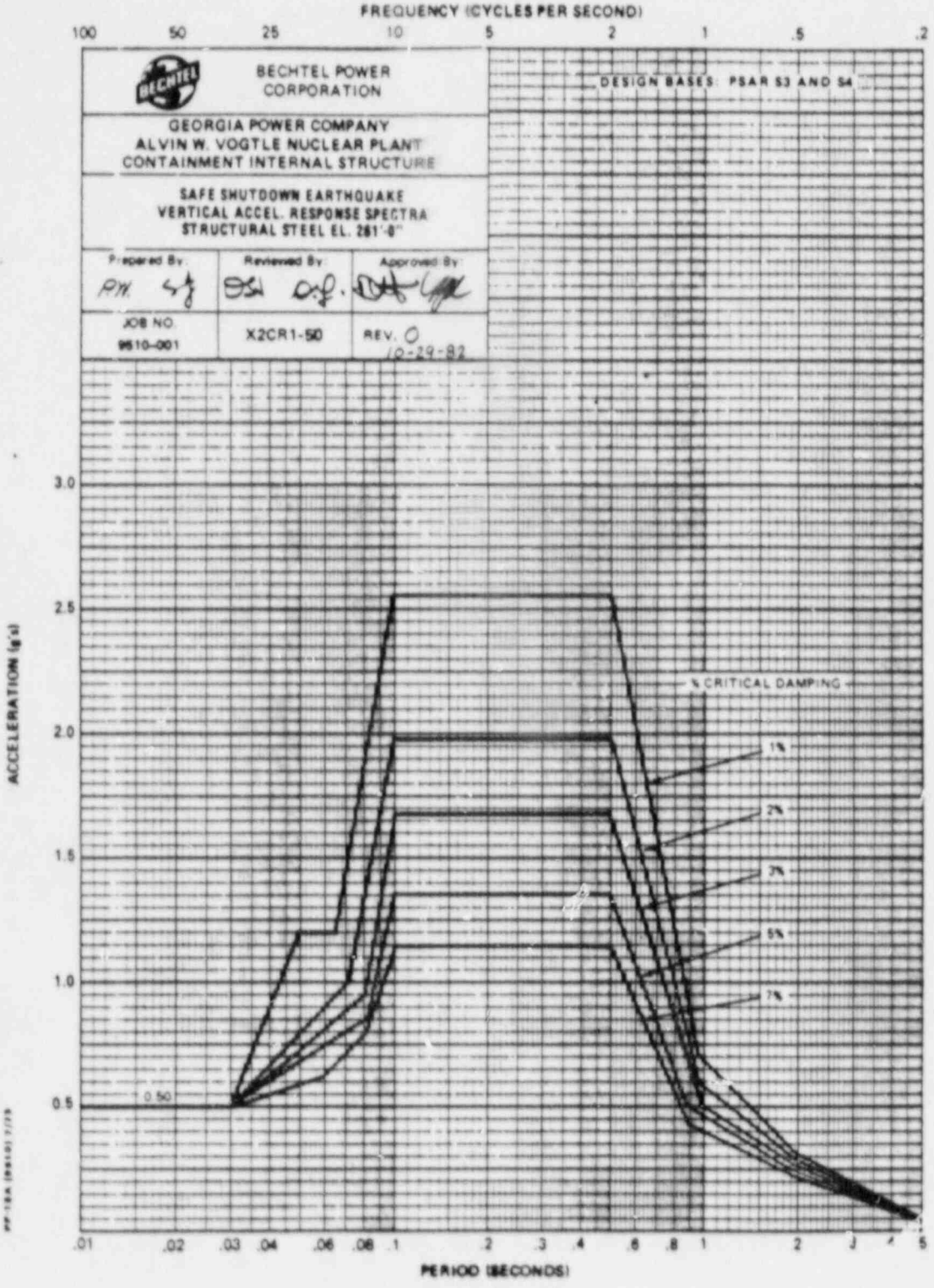
FREQUENCY (CYCLES PER SECOND)
100
50
25
10
5
2
1
.5
.2
BECHTEL POWER CORPORATION
DESIGN BASES: PSAR S3 AND S4
GEORGIA POWER COMPANY
ALVIN W. VOGTLE NUCLEAR PLANT
CONTAINMENT INTERNAL STRUCTURE
SAFE SHUTDOWN EARTHQUAKE
VERTICAL ACCEL. RESPONSE SPECTRA
STRUCTURAL STEEL EL. 261'-8"
Prepared By
Reviewed By
Approved By
JOB NO. 9510-001
X2CR1-50
REV. 0
10-29-82
ACCELERATION (g's)
3.0
2.5
2.0
1.5
1.0
0.5
% CRITICAL DAMPING
1%
2%
3%
5%
7%
0.50
.01
.02
.03
.04
.06
.08
.1
.2
.3
.4
.6
.8
1
2
3
4
5
PERIOD (SECONDS)

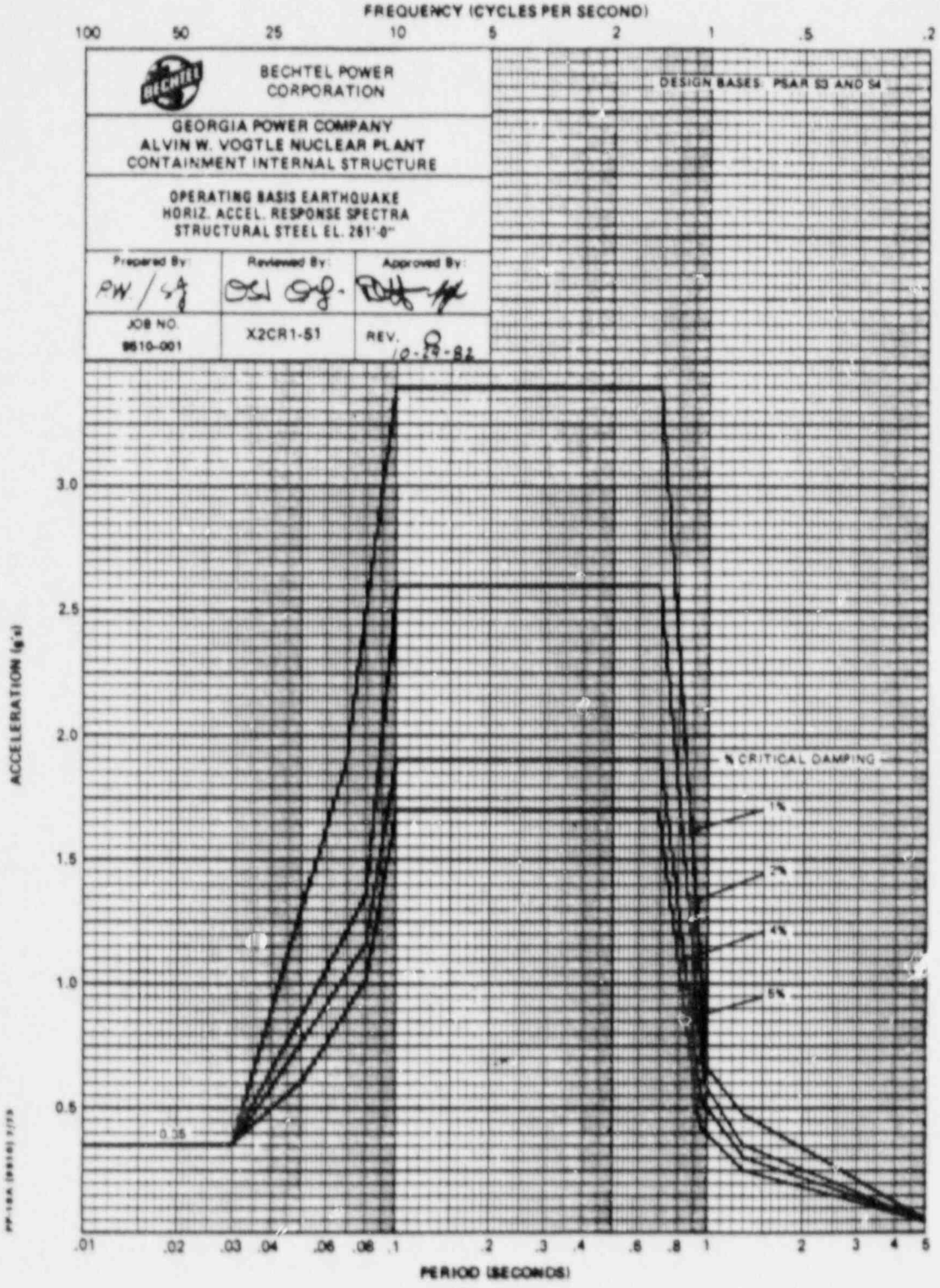
FREQUENCY (CYCLES PER SECOND)
100
50
25
10
5
2
1
.5
.2
BECHTEL POWER CORPORATION
GEORGIA POWER COMPANY
ALVIN W. VOGTLE NUCLEAR PLANT
CONTAINMENT INTERNAL STRUCTURE
OPERATING BASIS EARTHQUAKE
HORIZ. ACCEL. RESPONSE SPECTRA
STRUCTURAL STEEL EL. 261'-0"
Prepared By:
Reviewed By:
Approved By:
JOB NO.
9610-001
X2CR1-51
REV.
10-29-82
DESIGN BASES: PSAR §3 AND §4
% CRITICAL DAMPING
1%
2%
4%
5%
0.35
ACCELERATION (g's)
3.0
2.5
2.0
1.5
1.0
0.5
.01
.02
.03
.04
.06
.08
.1
.2
.3
.4
.6
.8
1
2
3
4
5
PERIOD (SECONDS)

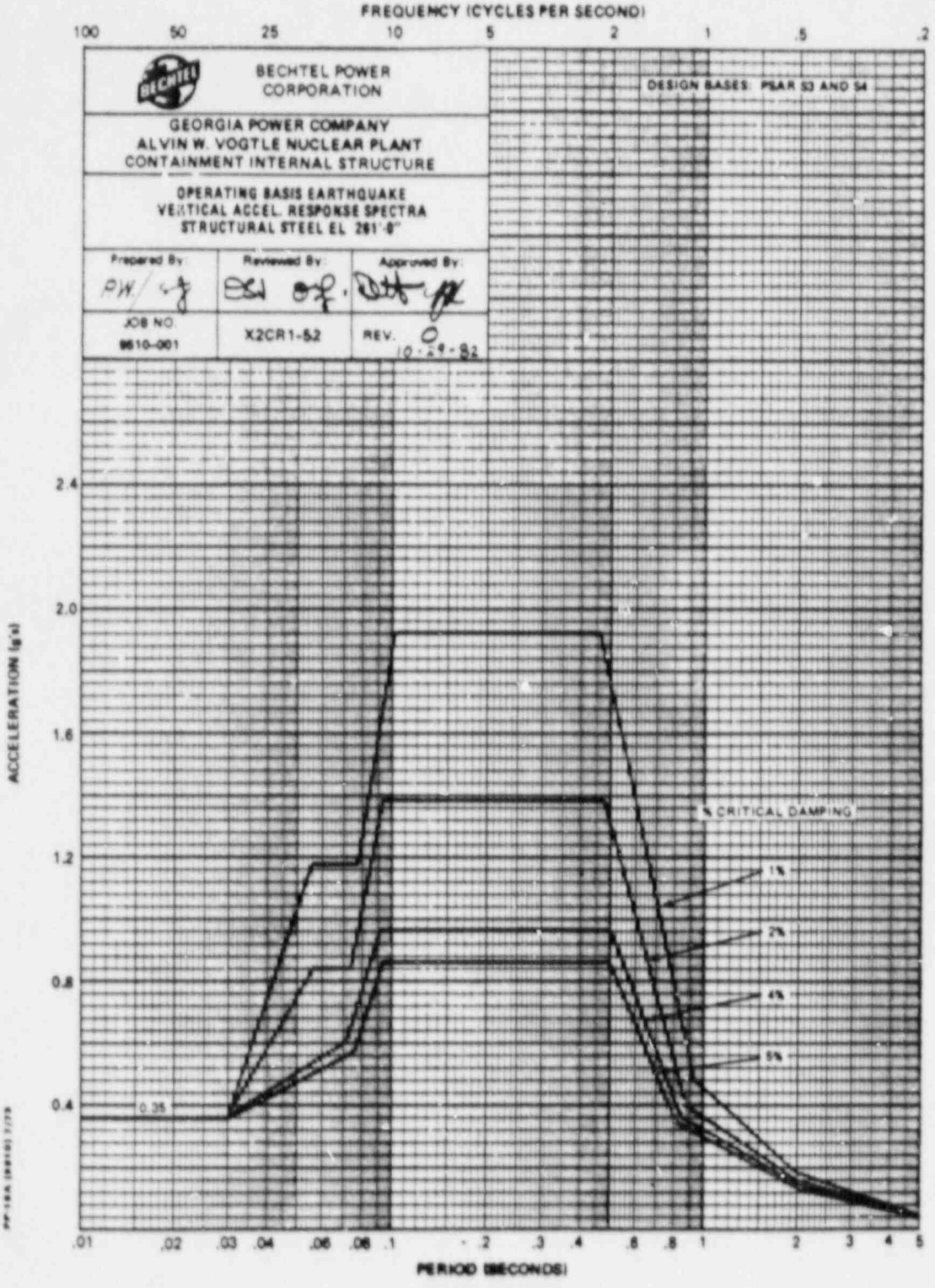
FREQUENCY (CYCLES PER SECOND)
100
50
25
10
5
2
1
.5
.2
BECHTEL POWER CORPORATION
DESIGN BASES: PSAR 53 AND 54
GEORGIA POWER COMPANY
ALVIN W. VOGTLE NUCLEAR PLANT
CONTAINMENT INTERNAL STRUCTURE
OPERATING BASIS EARTHQUAKE
VERTICAL ACCEL. RESPONSE SPECTRA
STRUCTURAL STEEL EL 261'-0"
Prepared By:
Reviewed By:
Approved By:
JOB NO.
9610-001
X2CR1-52
REV. 0
10-29-82
ACCELERATION (g's)
2.4
2.0
1.6
1.2
0.8
0.4
0.35
% CRITICAL DAMPING
1%
2%
4%
5%
.01
.02
.03
.04
.06
.08
.1
.2
.3
.4
.6
.8
1
2
3
4
5
PERIOD (SECONDS)

C.2 AUXILIARY BUILDING

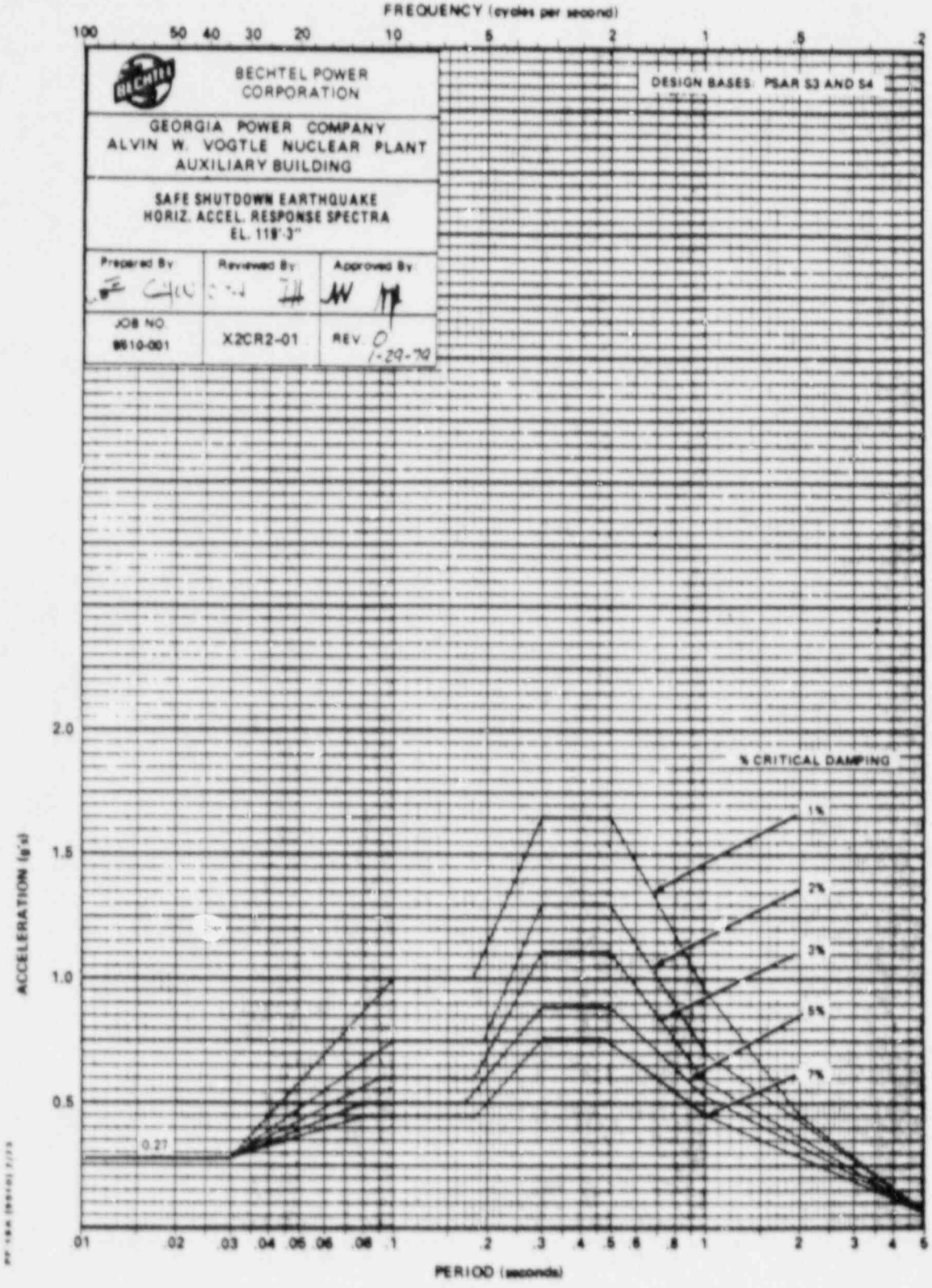
FREQUENCY (cycles per second)
100
50
40
30
20
10
5
2
1
.5
.2
BECHTEL POWER CORPORATION
DESIGN BASES: PSAR S3 AND S4
GEORGIA POWER COMPANY
ALVIN W. VOGTLE NUCLEAR PLANT
AUXILIARY BUILDING
SAFE SHUTDOWN EARTHQUAKE
HORIZ. ACCEL. RESPONSE SPECTRA
EL. 119'-3"
Prepared By
Reviewed By
Approved By
JOB NO.
9610-001
X2CR2-01
REV. 0
1-29-79
% CRITICAL DAMPING
1%
2%
3%
5%
7%
0.27
ACCELERATION (g's)
2.0
1.5
1.0
0.5
.01
.02
.03
.04
.05
.06
.08
.1
.2
.3
.4
.5
.6
.8
1
2
3
4
5
PERIOD (seconds)

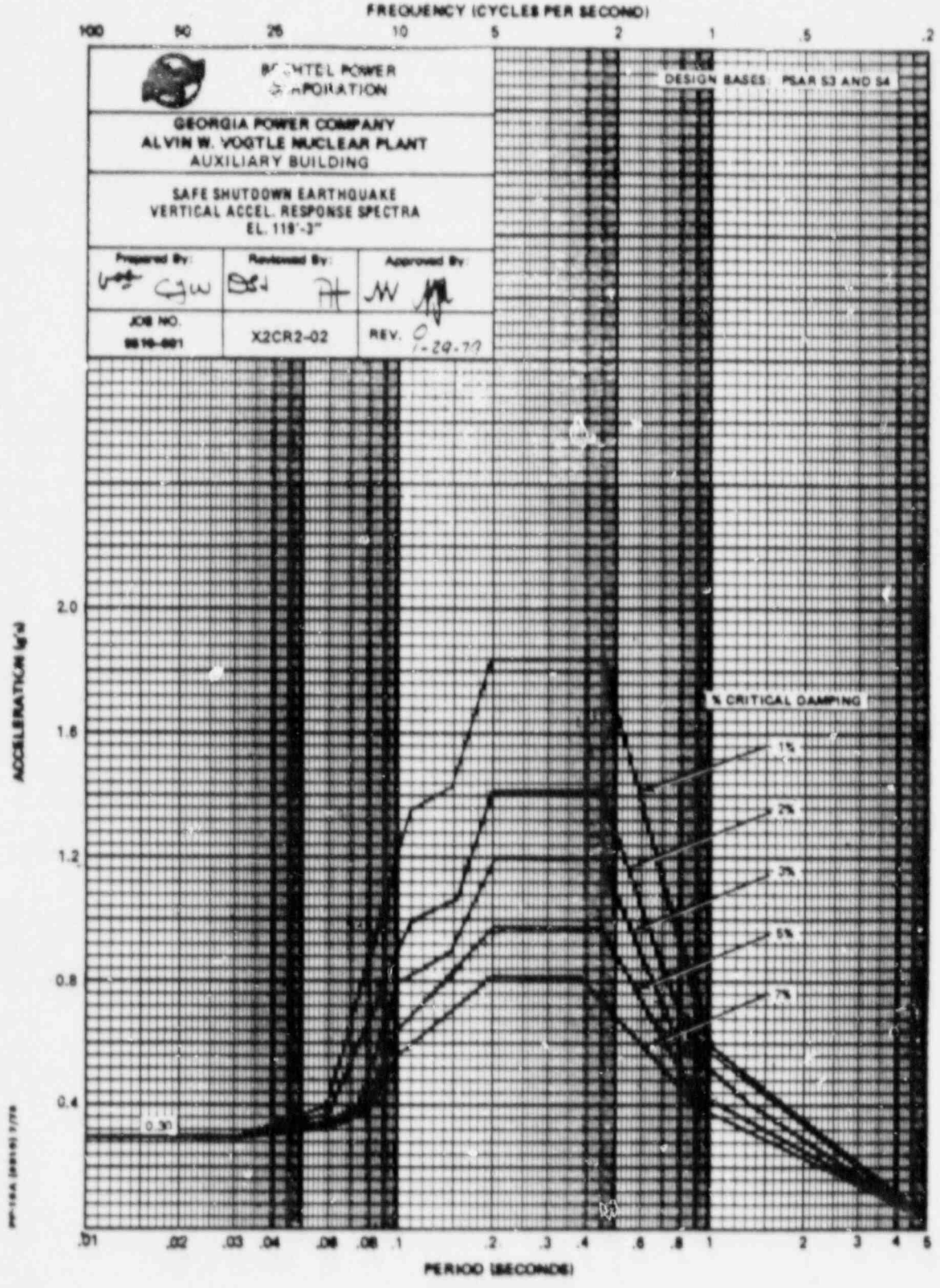
FREQUENCY (CYCLES PER SECOND)
100
50
25
10
5
2
1
.5
.2
BECHTEL POWER CORPORATION
DESIGN BASES: PSAR S3 AND S4
GEORGIA POWER COMPANY
ALVIN W. VOGTLE NUCLEAR PLANT
AUXILIARY BUILDING
SAFE SHUTDOWN EARTHQUAKE
VERTICAL ACCEL. RESPONSE SPECTRA
EL. 119'-3"
Prepared By:
Reviewed By:
Approved By:
JOB NO.
X2CR2-02
REV. 0
1-29-79
% CRITICAL DAMPING
1%
2%
3%
5%
7%
0.30
ACCELERATION (g's)
2.0
1.6
1.2
0.8
0.4
.01
.02
.03
.04
.06
.08
.1
.2
.3
.4
.6
.8
1
2
3
4
5
PERIOD (SECONDS)

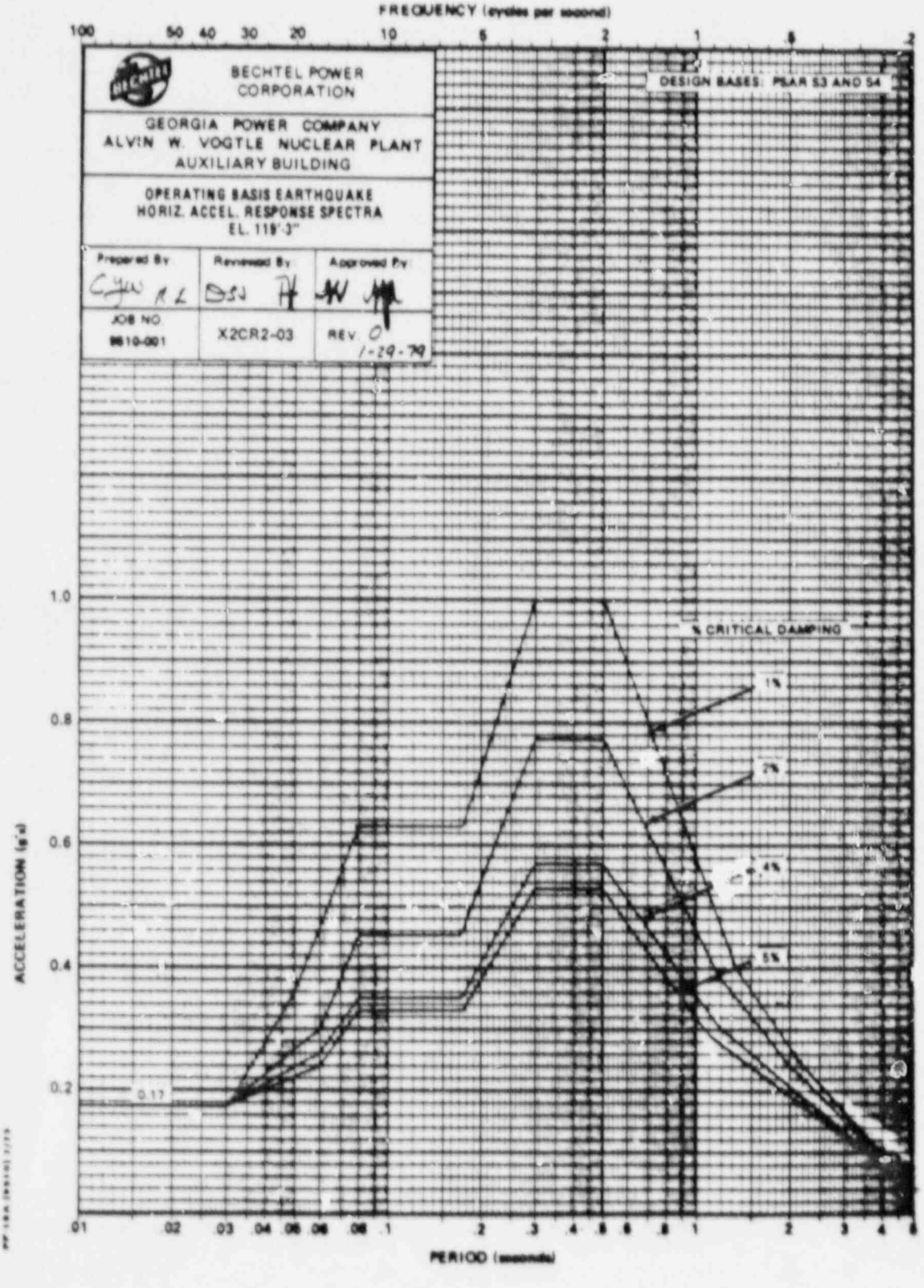
FREQUENCY (cycles per second)
100
50
40
30
20
10
5
2
1
.5
.2
BECHTEL POWER CORPORATION
GEORGIA POWER COMPANY
ALVIN W. VOGTLE NUCLEAR PLANT
AUXILIARY BUILDING
OPERATING BASIS EARTHQUAKE
HORIZ. ACCEL. RESPONSE SPECTRA
EL. 119'-3"
Prepared By
Reviewed By
Approved By
JOB NO.
9610-001
X2CR2-03
REV. 0
1-29-79
DESIGN BASES: PSAR S3 AND S4
% CRITICAL DAMPING
1%
2%
4%
5%
0.17
ACCELERATION (g's)
1.0
0.8
0.6
0.4
0.2
.01
.02
.03
.04
.05
.06
.08
.1
.2
.3
.4
.5
.6
.8
1
2
3
4
5
PERIOD (seconds)

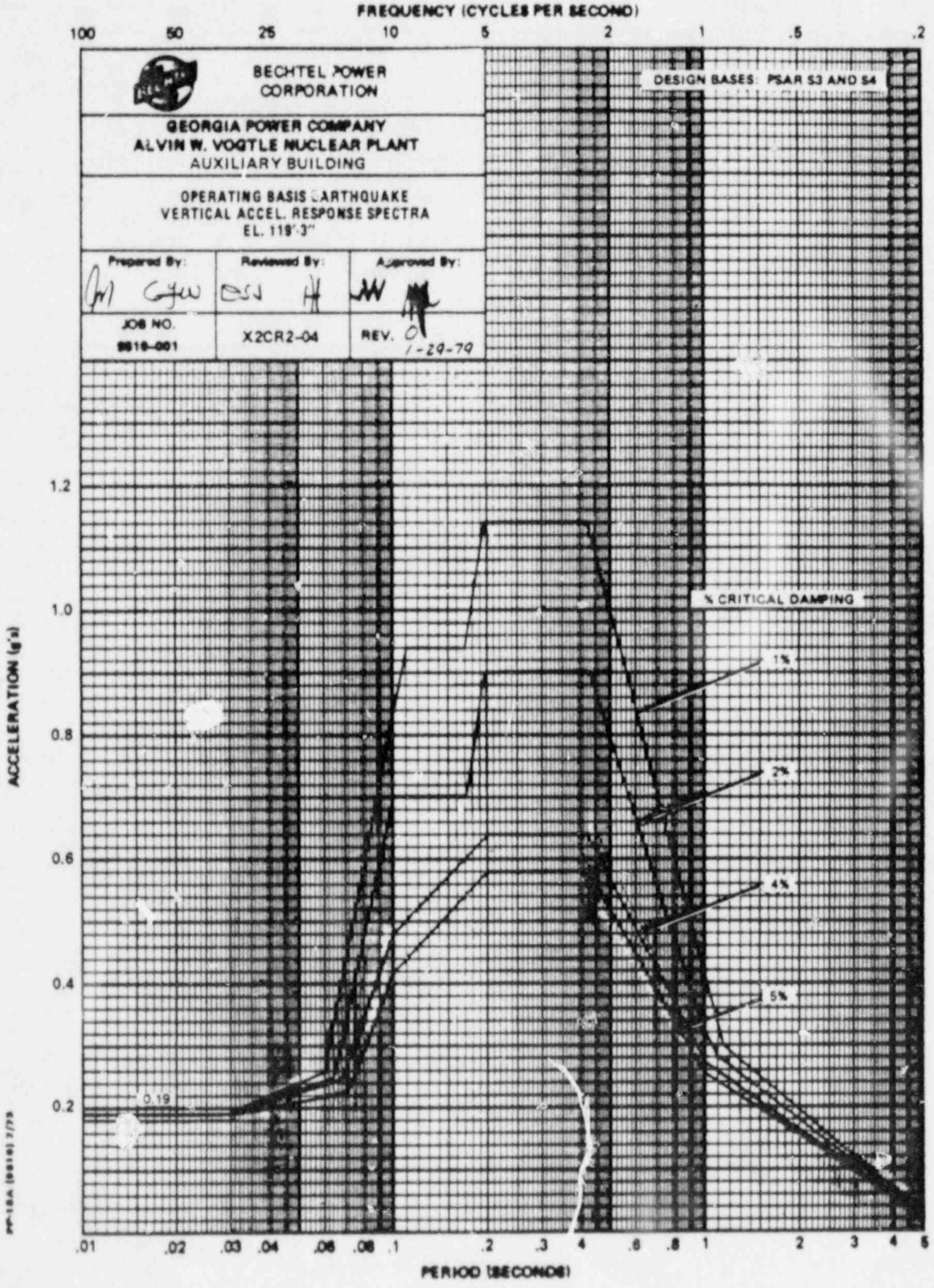
FREQUENCY (CYCLES PER SECOND)
100
50
25
10
5
2
1
.5
.2
BECHTEL POWER CORPORATION
GEORGIA POWER COMPANY
ALVIN W. VOGTLE NUCLEAR PLANT
AUXILIARY BUILDING
OPERATING BASIS EARTHQUAKE
VERTICAL ACCEL. RESPONSE SPECTRA
EL. 119'-3"
Prepared By:
Reviewed By:
Approved By:
JOB NO.
9819-001
X2CR2-04
REV. 0
1-29-79
DESIGN BASES: PSAR S3 AND S4
% CRITICAL DAMPING
1%
2%
4%
5%
0.19
ACCELERATION (g's)
1.2
1.0
0.8
0.6
0.4
0.2
.01
.02
.03
.04
.06
.08
.1
.2
.3
.4
.6
.8
1
2
3
4
5
PERIOD (SECONDS)

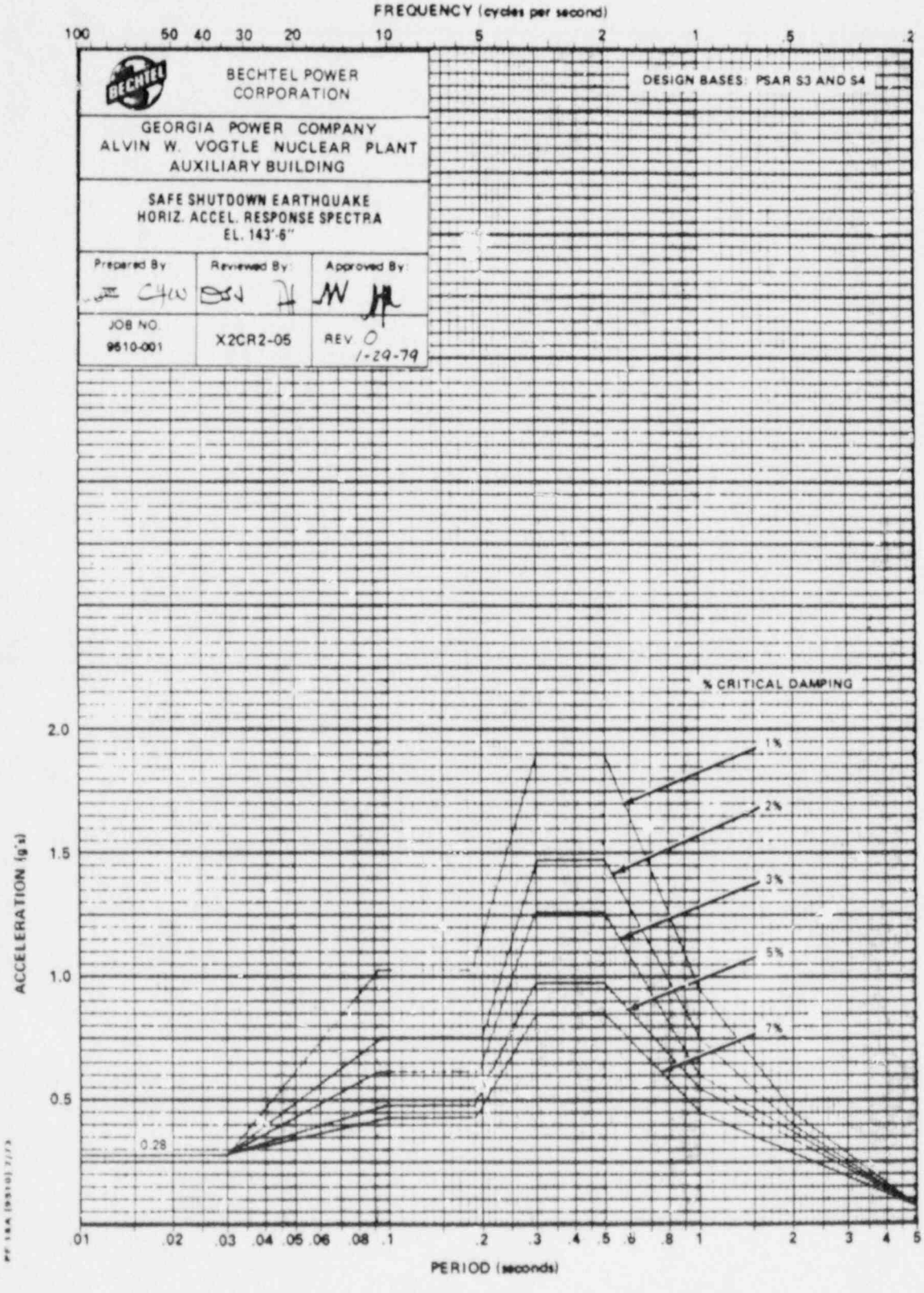
FREQUENCY (cycles per second)
100
50
40
30
20
10
5
2
1
.5
.2
BECHTEL POWER CORPORATION
DESIGN BASES: PSAR S3 AND S4
GEORGIA POWER COMPANY
ALVIN W. VOGTLE NUCLEAR PLANT
AUXILIARY BUILDING
SAFE SHUTDOWN EARTHQUAKE
HORIZ. ACCEL. RESPONSE SPECTRA
EL. 143'-6"
Prepared By
Reviewed By
Approved By
JOB NO.
9610-001
X2CR2-05
REV 0
1-29-79
% CRITICAL DAMPING
1%
2%
3%
5%
7%
0.28
ACCELERATION (g's)
2.0
1.5
1.0
0.5
.01
.02
.03
.04
.05
.06
.08
.1
.2
.3
.4
.5
.6
.8
1
2
3
4
5
PERIOD (seconds)

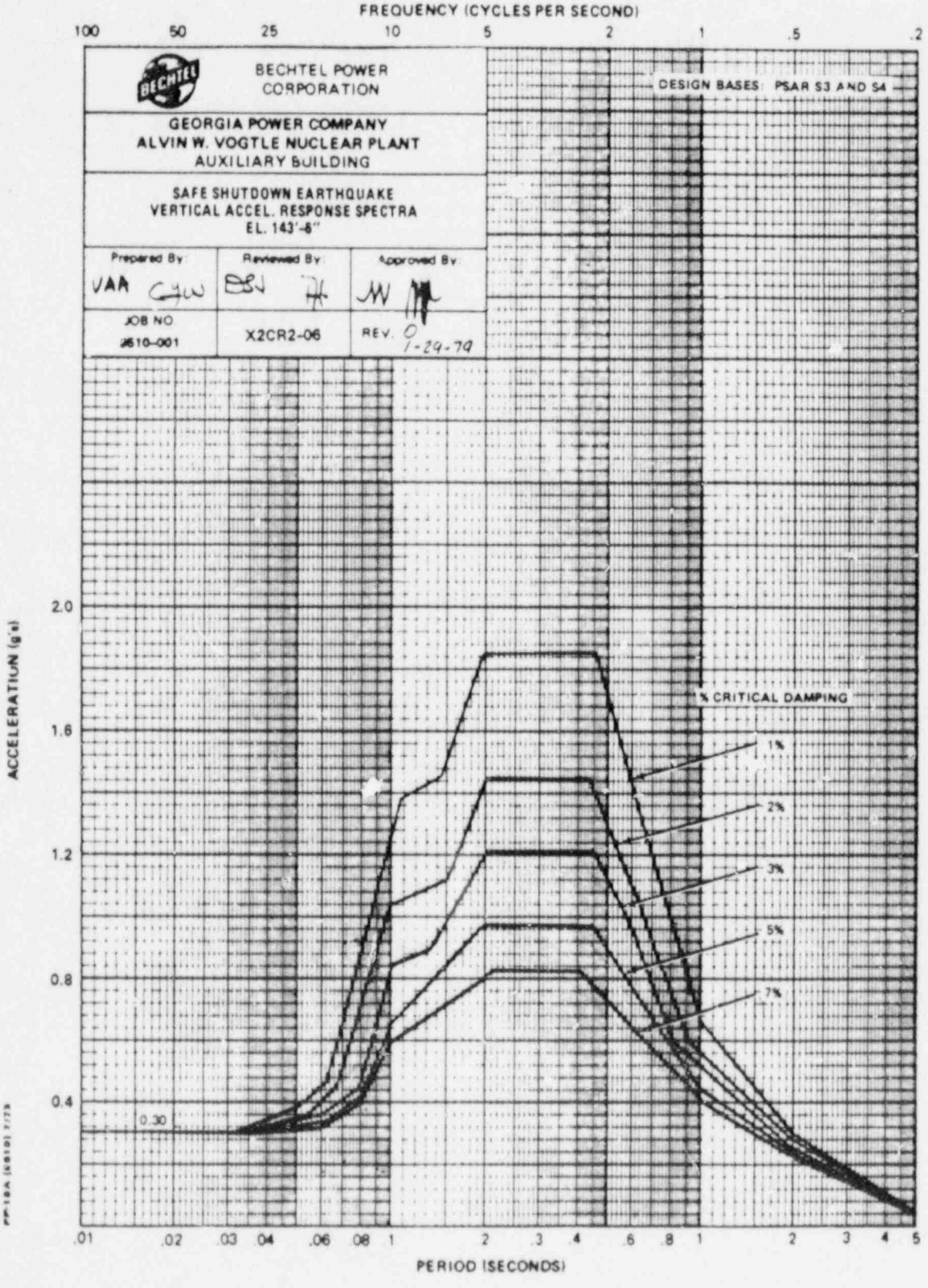
FREQUENCY (CYCLES PER SECOND)
100
50
25
10
5
2
1
.5
.2
BECHTEL POWER CORPORATION
DESIGN BASES: PSAR S3 AND S4
GEORGIA POWER COMPANY
ALVIN W. VOGTLE NUCLEAR PLANT
AUXILIARY BUILDING
SAFE SHUTDOWN EARTHQUAKE
VERTICAL ACCEL. RESPONSE SPECTRA
EL. 143'-6"
Prepared By: VAA CJW
Reviewed By: BSN
Approved By: JW
JOB NO. 6510-001
X2CR2-06
REV. 0 1-29-79
% CRITICAL DAMPING
1%
2%
3%
5%
7%
0.30
ACCELERATION (g's)
2.0
1.6
1.2
0.8
0.4
.01
.02
.03
.04
.06
.08
1
2
.3
.4
.6
.8
1
2
3
4
5
PERIOD (SECONDS)

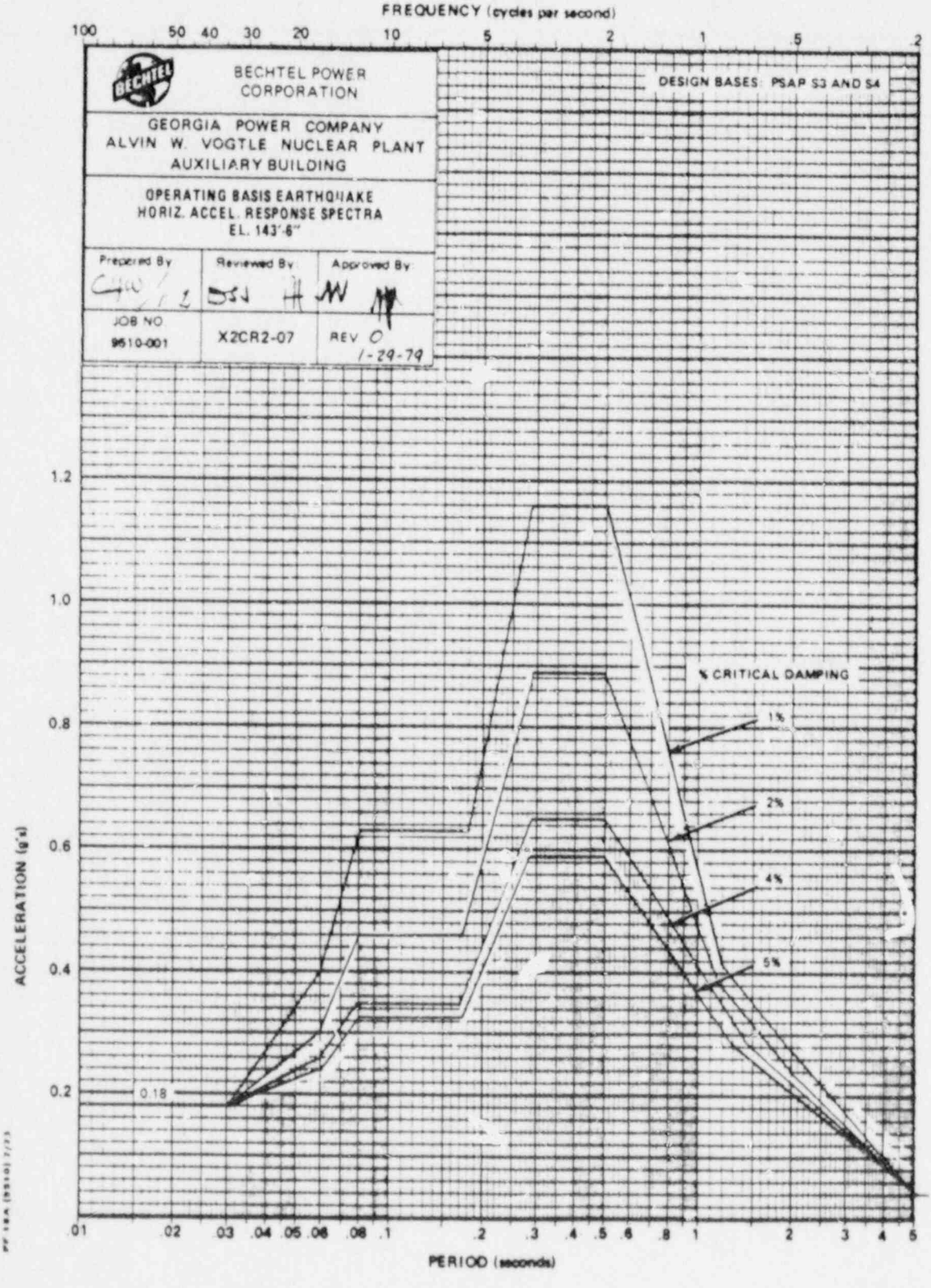
FREQUENCY (cycles per second)
100 50 40 30 20 10 5 2 1 .5 .2
BECHTEL POWER CORPORATION
GEORGIA POWER COMPANY
ALVIN W. VOGTLE NUCLEAR PLANT
AUXILIARY BUILDING
OPERATING BASIS EARTHQUAKE
HORIZ. ACCEL. RESPONSE SPECTRA
EL. 143'-6"
Prepared By
Reviewed By
Approved By
JOB NO. 9510-001
X2CR2-07
REV 0
1-29-79
DESIGN BASES: PSAP S3 AND S4
% CRITICAL DAMPING
1%
2%
4%
5%
0.18
ACCELERATION (g's)
1.2
1.0
0.8
0.6
0.4
0.2
.01 .02 .03 .04 .05 .06 .08 .1 .2 .3 .4 .5 .6 .8 1 2 3 4 5
PERIOD (seconds)

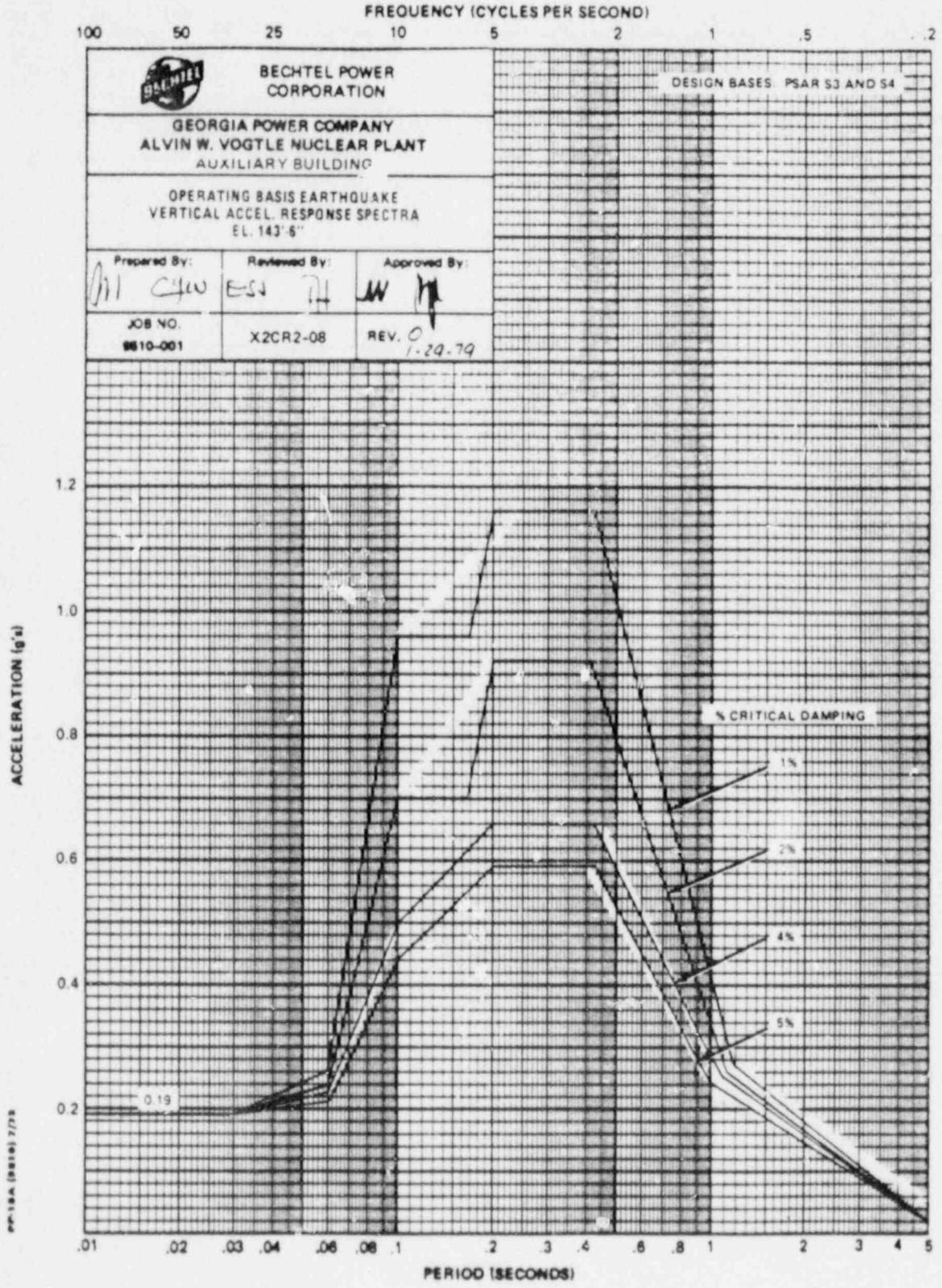
FREQUENCY (CYCLES PER SECOND)
100
50
25
10
5
2
1
.5
.2
BECHTEL POWER CORPORATION
DESIGN BASES PSAR S3 AND S4
GEORGIA POWER COMPANY
ALVIN W. VOGTLE NUCLEAR PLANT
AUXILIARY BUILDING
OPERATING BASIS EARTHQUAKE
VERTICAL ACCEL. RESPONSE SPECTRA
EL. 143'-6"
Prepared By:
Reviewed By:
Approved By:
JOB NO.
9610-001
X2CR2-08
REV. 0
1-29-79
% CRITICAL DAMPING
1%
2%
4%
5%
0.19
ACCELERATION (g's)
1.2
1.0
0.8
0.6
0.4
0.2
.01
.02
.03
.04
.06
.08
.1
.2
.3
.4
.6
.8
1
2
3
4
5
PERIOD (SECONDS)

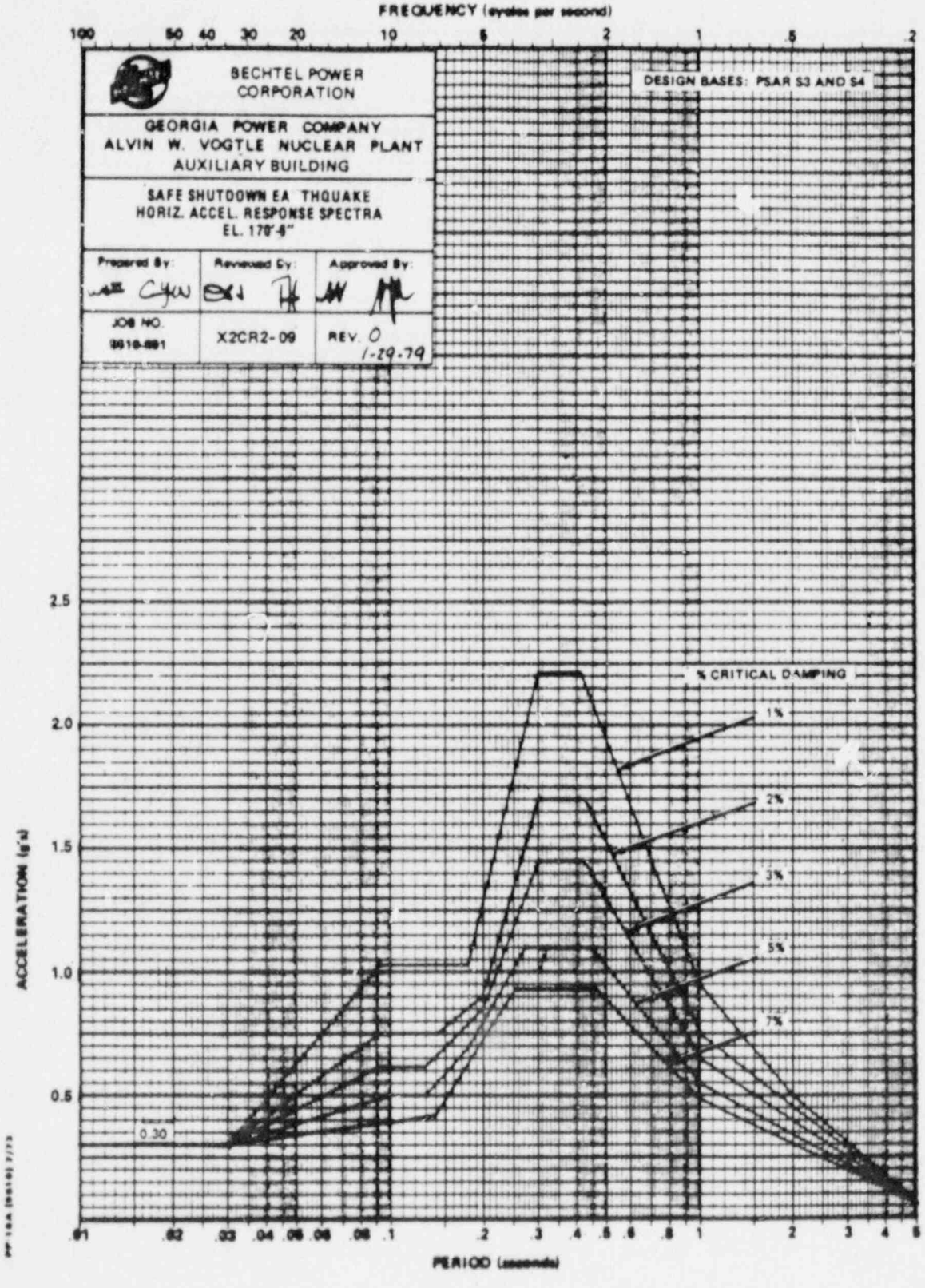
FREQUENCY (cycles per second)
100 50 40 30 20 10 5 2 1 .5 2
BECHTEL POWER CORPORATION
GEORGIA POWER COMPANY
ALVIN W. VOGTLE NUCLEAR PLANT
AUXILIARY BUILDING
SAFE SHUTDOWN EARTHQUAKE
HORIZ. ACCEL. RESPONSE SPECTRA
EL. 178'-6"
Prepared By:
Reviewed By:
Approved By:
JOB NO.
X2CR2-09
REV. 0
1-29-79
DESIGN BASES: PSAR S3 AND S4
% CRITICAL DAMPING
1%
2%
3%
5%
7%
0.30
ACCELERATION (g's)
2.5
2.0
1.5
1.0
0.5
.01 .02 .03 .04 .05 .06 .08 .1 .2 .3 .4 .5 .6 .8 1 2 3 4 5
PERIOD (seconds)

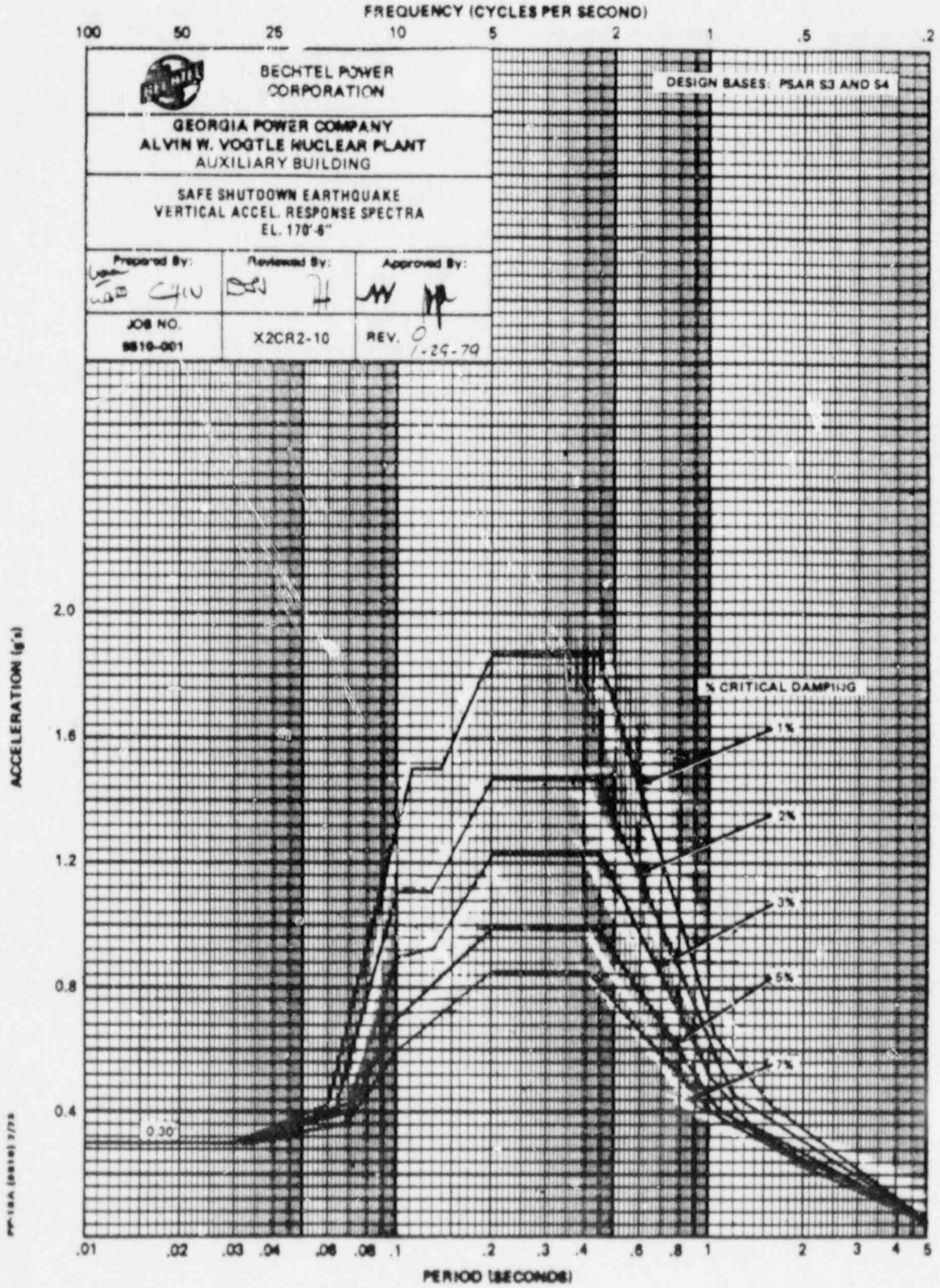
FREQUENCY (CYCLES PER SECOND)
100
50
25
10
5
2
1
.5
.2
BECHTEL POWER CORPORATION
DESIGN BASES: PSAR S3 AND S4
GEORGIA POWER COMPANY
ALVIN W. VOGTLE NUCLEAR PLANT
AUXILIARY BUILDING
SAFE SHUTDOWN EARTHQUAKE
VERTICAL ACCEL. RESPONSE SPECTRA
EL. 170'-6"
Prepared By:
Reviewed By:
Approved By:
JOB NO.
9610-001
X2CR2-10
REV. 0
1-29-79
% CRITICAL DAMPING
1%
2%
3%
5%
7%
0.30
ACCELERATION (g's)
2.0
1.6
1.2
0.8
0.4
.01
.02
.03
.04
.06
.08
.1
.2
.3
.4
.6
.8
1
2
3
4
5
PERIOD (SECONDS)

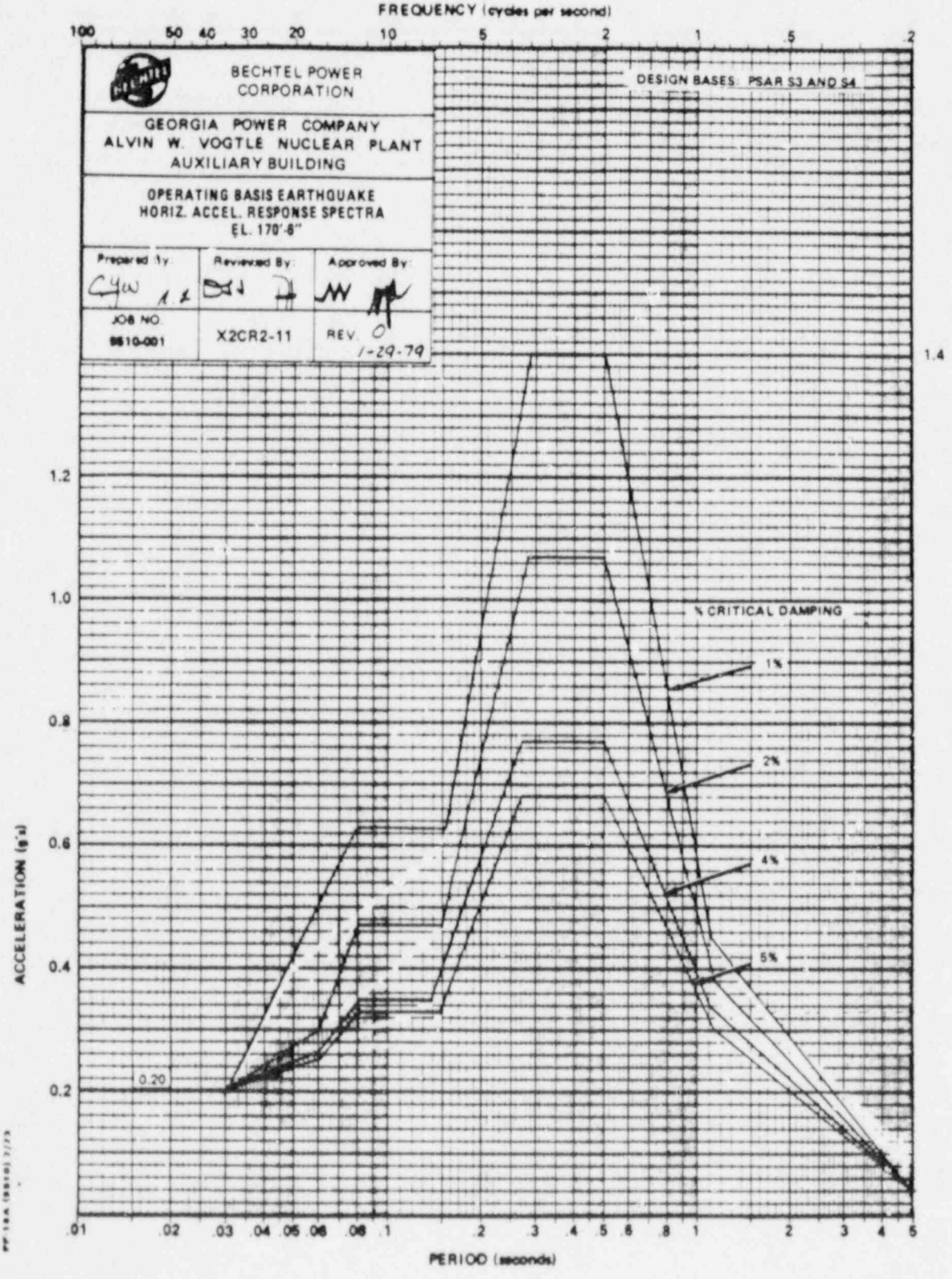
FREQUENCY (cycles per second)
100
50
40
30
20
10
5
2
1
.5
.2
BECHTEL POWER CORPORATION
GEORGIA POWER COMPANY
ALVIN W. VOGTLE NUCLEAR PLANT
AUXILIARY BUILDING
OPERATING BASIS EARTHQUAKE
HORIZ. ACCEL. RESPONSE SPECTRA
EL. 170'-6"
Prepared By:
Reviewed By:
Approved By:
JOB NO.
9610-001
X2CR2-11
REV. 0
1-29-79
DESIGN BASES: PSAR S3 AND S4
% CRITICAL DAMPING
1%
2%
4%
5%
0.20
1.4
1.2
1.0
0.8
0.6
0.4
0.2
ACCELERATION (g's)
.01
.02
.03
.04
.05
.06
.08
.1
.2
.3
.4
.5
.6
.8
1
2
3
4
5
PERIOD (seconds)

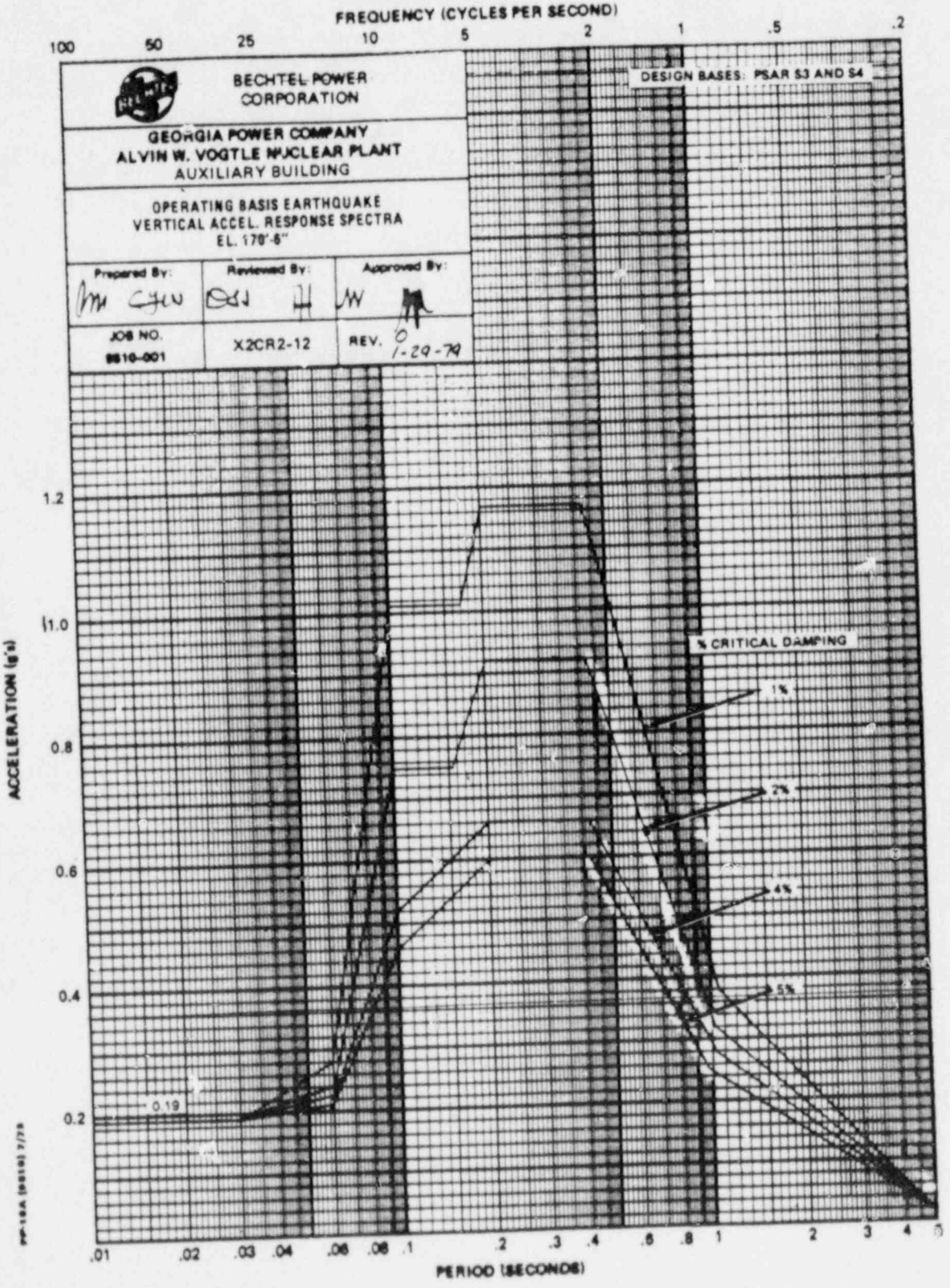
FREQUENCY (CYCLES PER SECOND)
100
50
25
10
5
2
1
.5
.2
BECHTEL POWER CORPORATION
GEORGIA POWER COMPANY
ALVIN W. VOGTLE NUCLEAR PLANT
AUXILIARY BUILDING
OPERATING BASIS EARTHQUAKE
VERTICAL ACCEL. RESPONSE SPECTRA
EL. 170'-6"
Prepared By:
Reviewed By:
Approved By:
JOB NO.
9510-001
X2CR2-12
REV. 0
1-29-79
DESIGN BASES: PSAR S3 AND S4
% CRITICAL DAMPING
1%
2%
4%
5%
0.19
ACCELERATION (g's)
1.2
1.0
0.8
0.6
0.4
0.2
.01
.02
.03
.04
.06
.08
.1
.2
.3
.4
.6
.8
1
2
3
4
5
PERIOD (SECONDS)

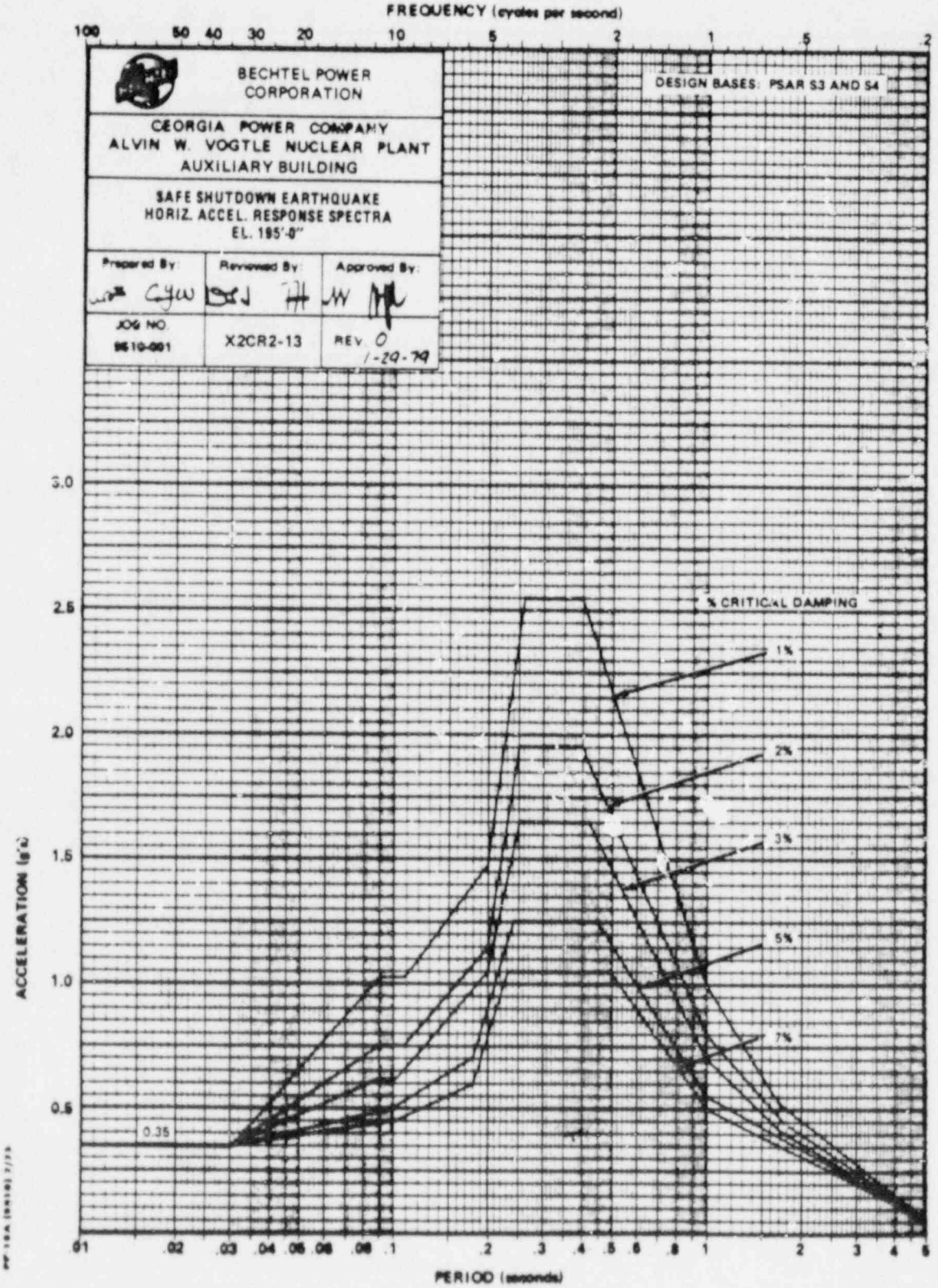
FREQUENCY (cycles per second)
100
50
40
30
20
10
5
2
1
.5
.2
BECHTEL POWER CORPORATION
GEORGIA POWER COMPANY
ALVIN W. VOGTLE NUCLEAR PLANT
AUXILIARY BUILDING
SAFE SHUTDOWN EARTHQUAKE
HORIZ. ACCEL. RESPONSE SPECTRA
EL. 195'-0"
Prepared By:
Reviewed By:
Approved By:
JOB NO.
9610-001
X2CR2-13
REV. 0
1-29-79
DESIGN BASES: PSAR S3 AND S4
% CRITICAL DAMPING
1%
2%
3%
5%
7%
0.35
ACCELERATION (g's)
3.0
2.5
2.0
1.5
1.0
0.5
.01
.02
.03
.04
.05
.06
.08
.1
.2
.3
.4
.5
.6
.8
1
2
3
4
5
PERIOD (seconds)

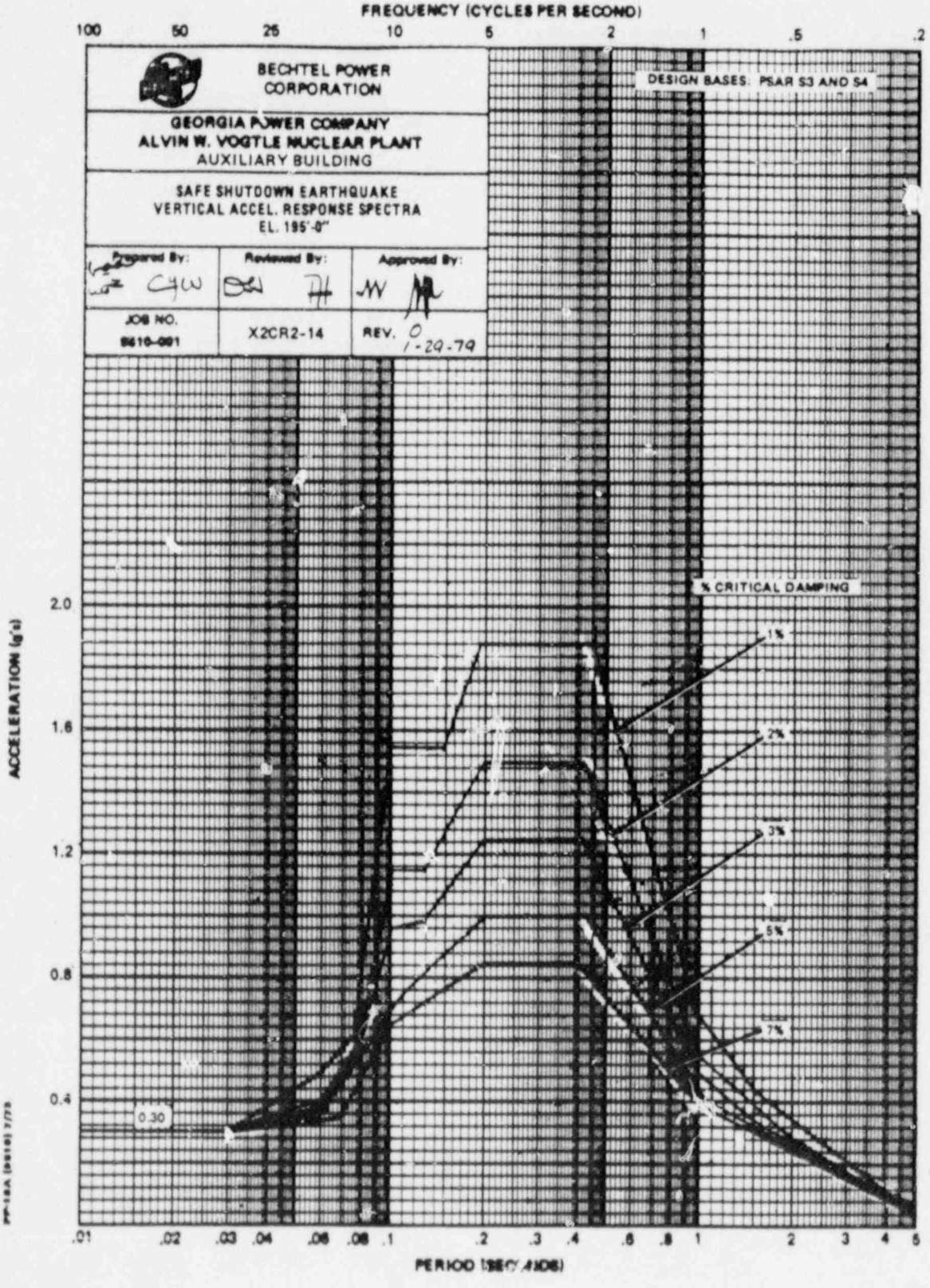
FREQUENCY (CYCLES PER SECOND)
100
50
25
10
5
2
1
.5
.2
BECHTEL POWER CORPORATION
GEORGIA POWER COMPANY
ALVIN W. VOGTLE NUCLEAR PLANT
AUXILIARY BUILDING
SAFE SHUTDOWN EARTHQUAKE
VERTICAL ACCEL. RESPONSE SPECTRA
EL. 195'-0"
Prepared By:
Reviewed By:
Approved By:
JOB NO.
9610-001
X2CR2-14
REV. 0
1-29-79
DESIGN BASES: PSAR S3 AND S4
% CRITICAL DAMPING
1%
2%
3%
5%
7%
0.30
ACCELERATION (g's)
2.0
1.6
1.2
0.8
0.4
.01
.02
.03
.04
.06
.08
.1
.2
.3
.4
.6
.8
1
2
3
4
5
PERIOD (SECONDS)

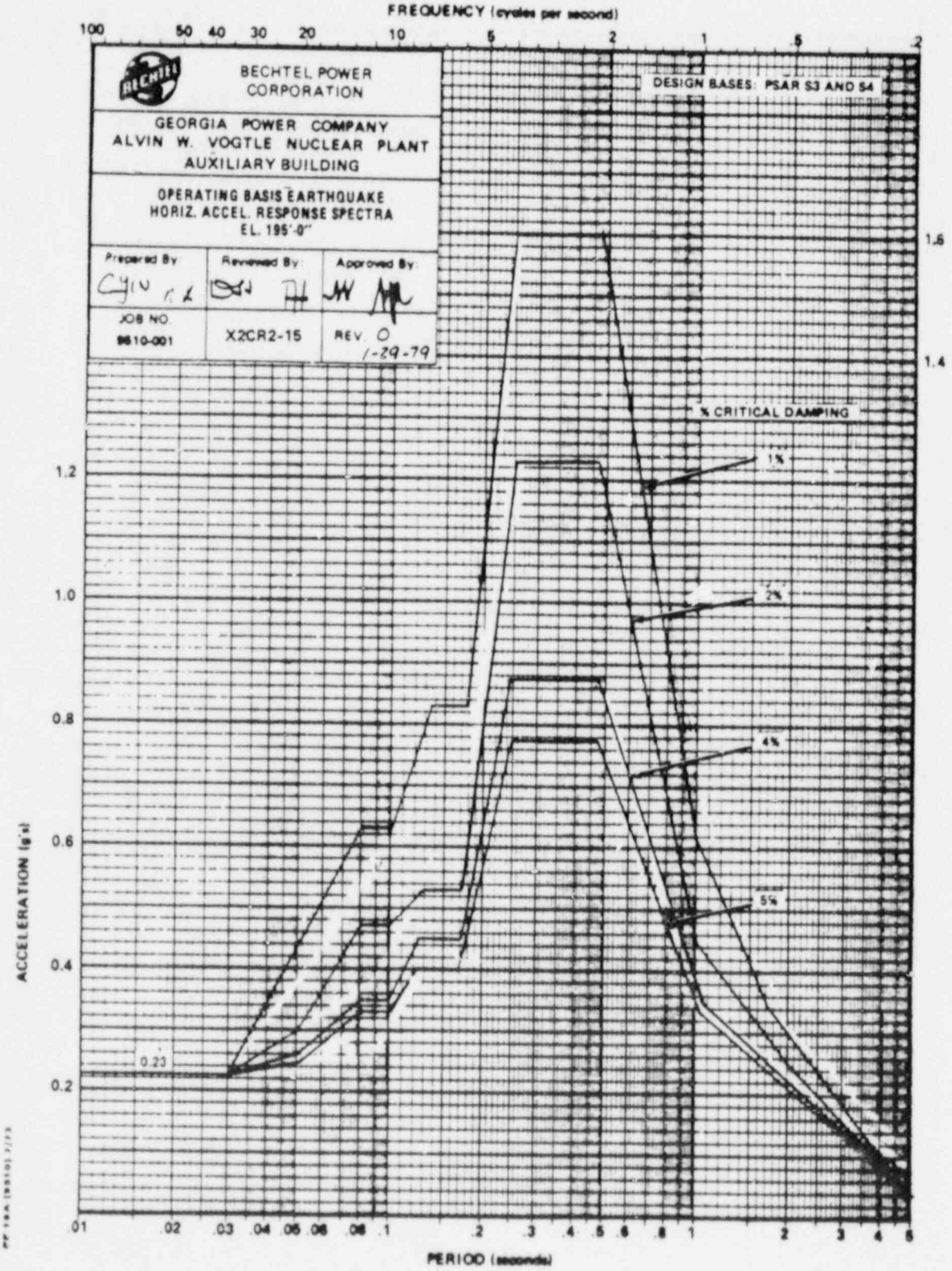
FREQUENCY (cycles per second)
100
50
40
30
20
10
5
2
1
.5
.2
BECHTEL POWER CORPORATION
GEORGIA POWER COMPANY
ALVIN W. VOGTLE NUCLEAR PLANT
AUXILIARY BUILDING
OPERATING BASIS EARTHQUAKE
HORIZ. ACCEL. RESPONSE SPECTRA
EL. 195'-0"
Prepared By:
Reviewed By:
Approved By:
JOB NO.
9610-001
X2CR2-15
REV. 0
1-29-79
DESIGN BASES: PSAR S3 AND S4
% CRITICAL DAMPING
1%
2%
4%
5%
0.23
ACCELERATION (g's)
1.6
1.4
1.2
1.0
0.8
0.6
0.4
0.2
.01
.02
.03
.04
.05
.06
.08
.1
.2
.3
.4
.5
.6
.8
1
2
3
4
5
PERIOD (seconds)

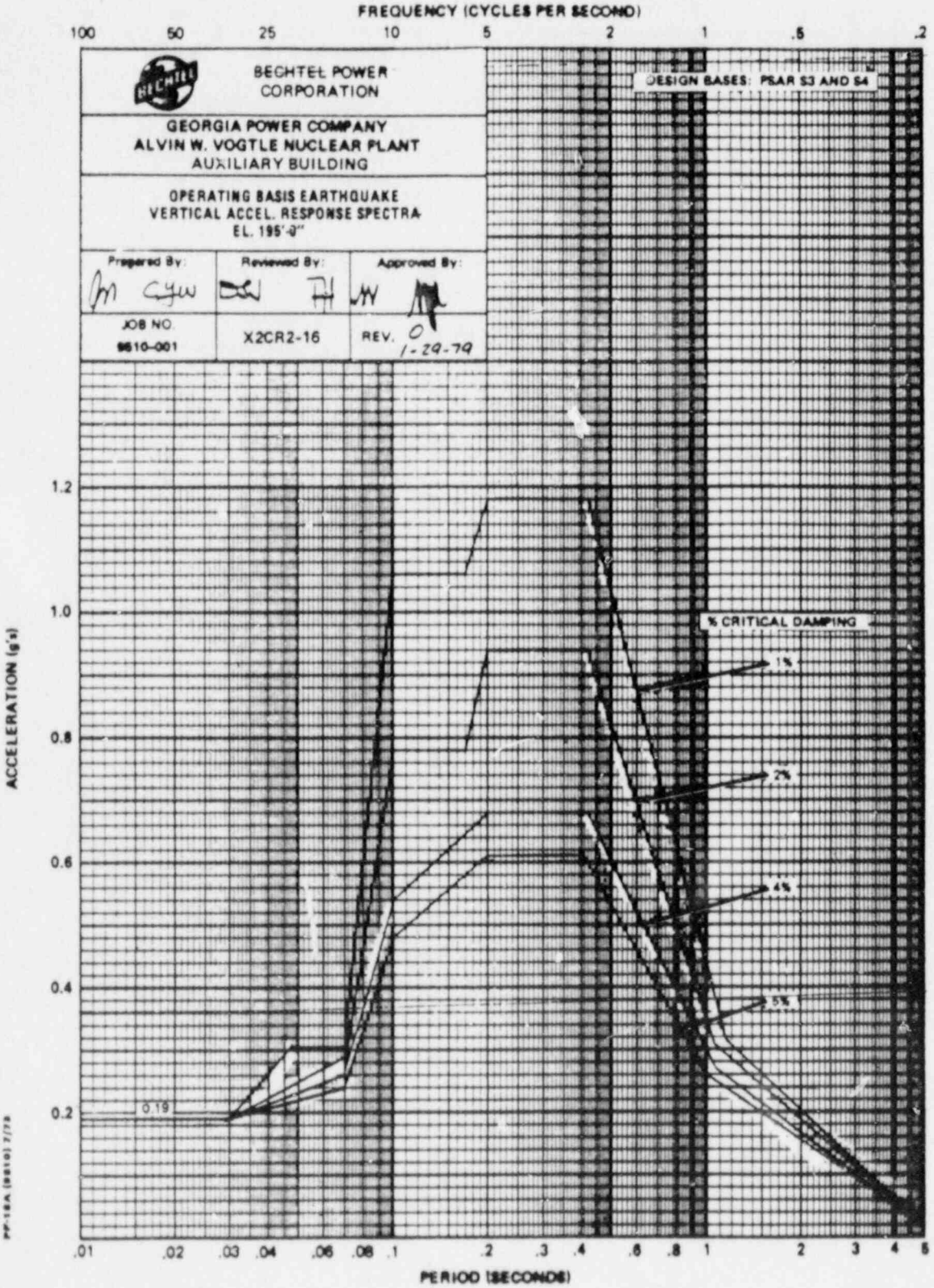
FREQUENCY (CYCLES PER SECOND)
100
50
25
10
5
2
1
.5
.2
BECHTEL POWER CORPORATION
DESIGN BASES: PSAR S3 AND S4
GEORGIA POWER COMPANY
ALVIN W. VOGTLE NUCLEAR PLANT
AUXILIARY BUILDING
OPERATING BASIS EARTHQUAKE
VERTICAL ACCEL. RESPONSE SPECTRA
EL. 195'-0"
Prepared By:
Reviewed By:
Approved By:
JOB NO.
9610-001
X2CR2-16
REV. 0
1-29-79
% CRITICAL DAMPING
1%
2%
4%
5%
0.19
ACCELERATION (g's)
1.2
1.0
0.8
0.6
0.4
0.2
.01
.02
.03
.04
.06
.08
.1
.2
.3
.4
.6
.8
1
2
3
4
5
PERIOD (SECONDS)

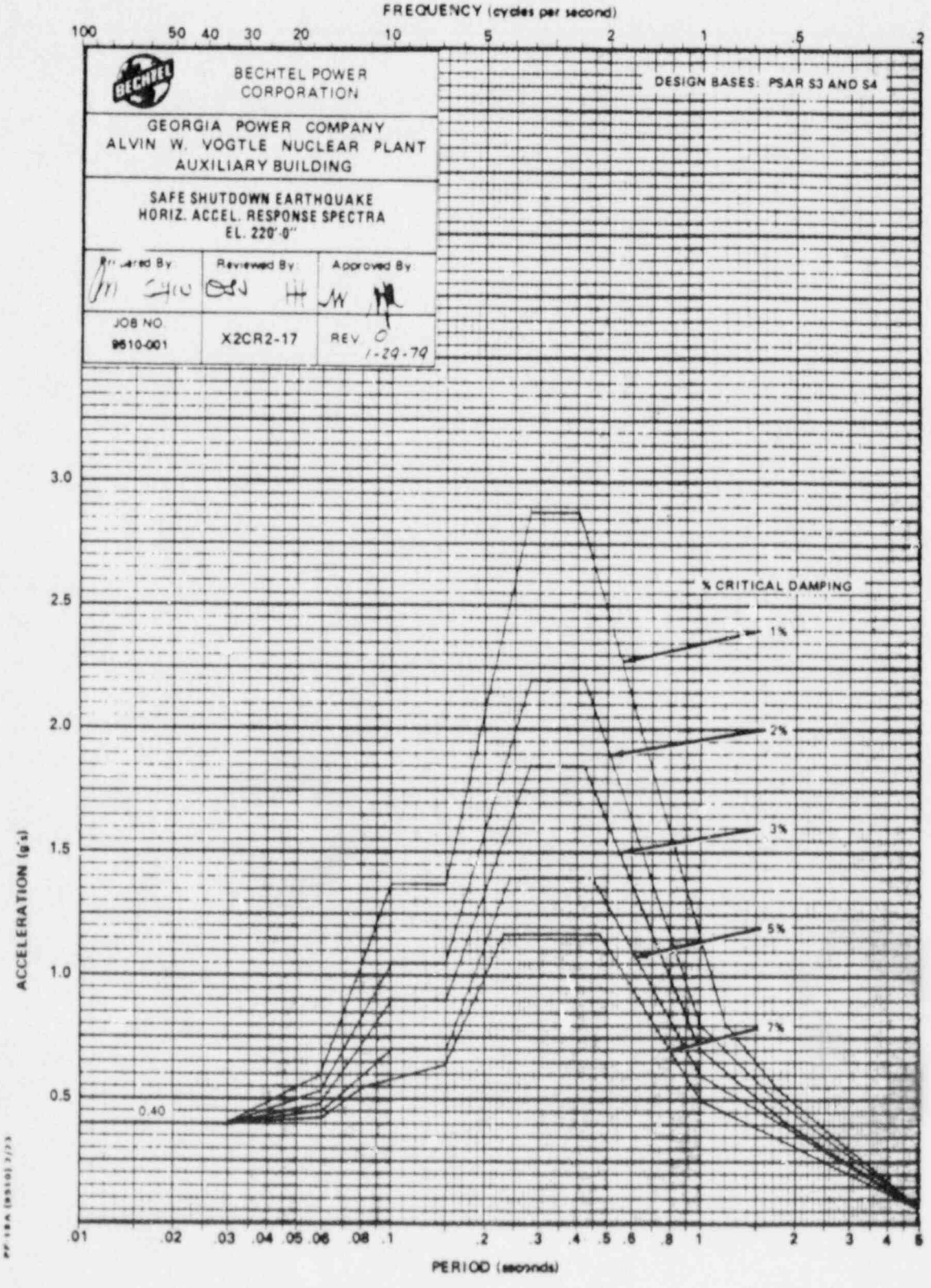
FREQUENCY (cycles per second)
100
50
40
30
20
10
5
2
1
.5
.2
BECHTEL POWER CORPORATION
DESIGN BASES: PSAR S3 AND S4
GEORGIA POWER COMPANY
ALVIN W. VOGTLE NUCLEAR PLANT
AUXILIARY BUILDING
SAFE SHUTDOWN EARTHQUAKE
HORIZ. ACCEL. RESPONSE SPECTRA
EL. 220'-0"
Prepared By
Reviewed By:
Approved By
JOB NO.
9610-001
X2CR2-17
REV. 0
1-29-79
% CRITICAL DAMPING
1%
2%
3%
5%
7%
0.40
ACCELERATION (g's)
3.0
2.5
2.0
1.5
1.0
0.5
.01
.02
.03
.04
.05
.06
.08
.1
.2
.3
.4
.5
.6
.8
1
2
3
4
5
PERIOD (seconds)

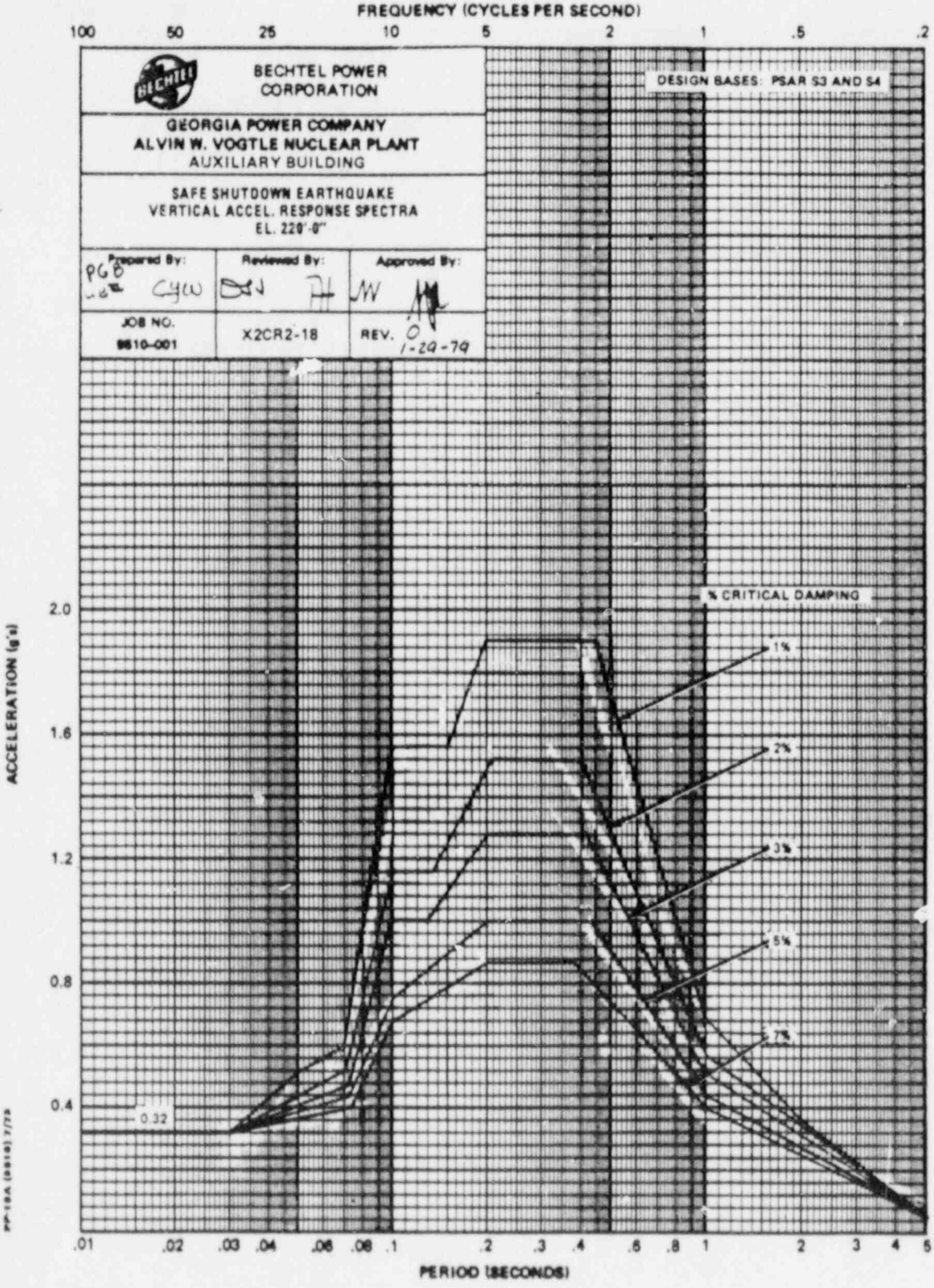
FREQUENCY (CYCLES PER SECOND)
100
50
25
10
5
2
1
.5
.2
BECHTEL POWER CORPORATION
DESIGN BASES: PSAR S3 AND S4
GEORGIA POWER COMPANY
ALVIN W. VOGTLE NUCLEAR PLANT
AUXILIARY BUILDING
SAFE SHUTDOWN EARTHQUAKE
VERTICAL ACCEL. RESPONSE SPECTRA
EL. 220'-0"
Prepared By:
Reviewed By:
Approved By:
JOB NO.
9610-001
X2CR2-18
REV. 0
1-29-79
% CRITICAL DAMPING
1%
2%
3%
5%
7%
0.32
ACCELERATION (g's)
2.0
1.6
1.2
0.8
0.4
.01
.02
.03
.04
.06
.08
.1
.2
.3
.4
.6
.8
1
2
3
4
5
PERIOD (SECONDS)

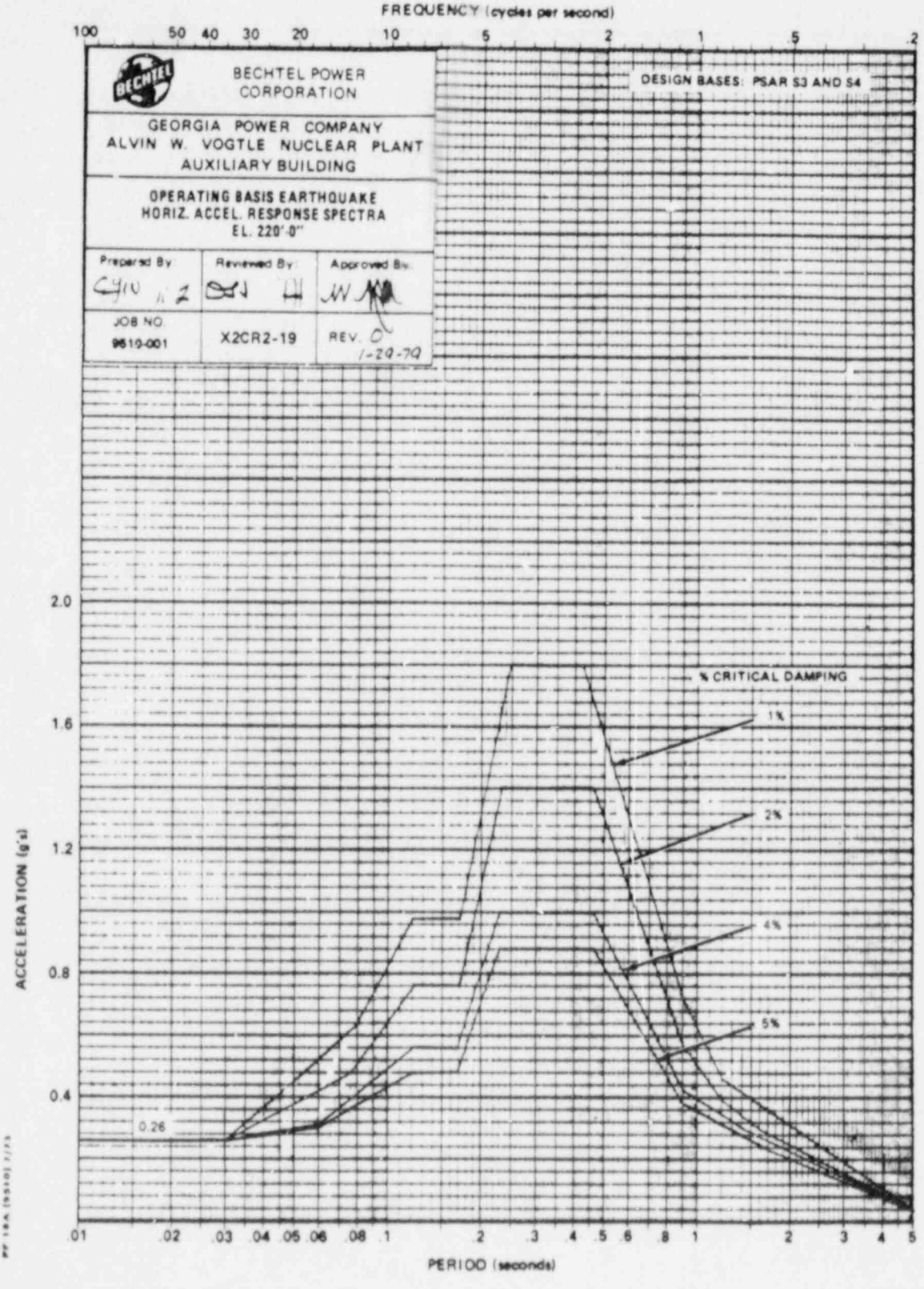
FREQUENCY (cycles per second)
100 50 40 30 20 10 5 2 1 .5 .2
BECHTEL POWER CORPORATION
DESIGN BASES: PSAR S3 AND S4
GEORGIA POWER COMPANY
ALVIN W. VOGTLE NUCLEAR PLANT
AUXILIARY BUILDING
OPERATING BASIS EARTHQUAKE
HORIZ. ACCEL. RESPONSE SPECTRA
EL. 220'-0"
Prepared By
Reviewed By
Approved By
JOB NO. 9610-001
X2CR2-19
REV. 0
1-29-79
% CRITICAL DAMPING
1%
2%
4%
5%
0.26
ACCELERATION (g's)
2.0
1.6
1.2
0.8
0.4
.01 .02 .03 .04 .05 .06 .08 .1 .2 .3 .4 .5 .6 .8 1 2 3 4 5
PERIOD (seconds)

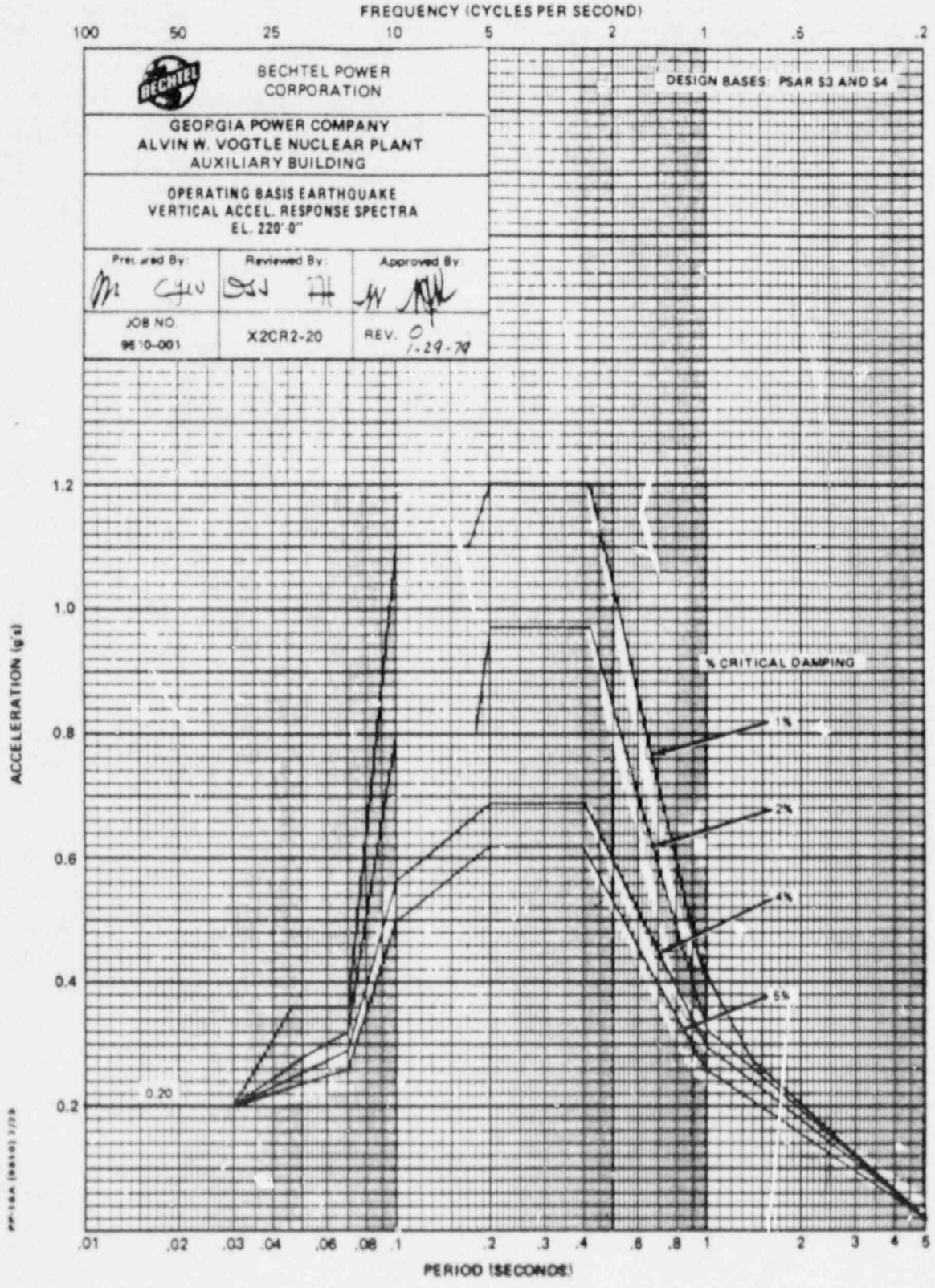
FREQUENCY (CYCLES PER SECOND)
100
50
25
10
5
2
1
.5
.2
BECHTEL POWER CORPORATION
DESIGN BASES: PSAR S3 AND S4
GEORGIA POWER COMPANY
ALVIN W. VOGTLE NUCLEAR PLANT
AUXILIARY BUILDING
OPERATING BASIS EARTHQUAKE
VERTICAL ACCEL. RESPONSE SPECTRA
EL. 220'-0"
Prepared By:
Reviewed By:
Approved By:
JOB NO.
9610-001
X2CR2-20
REV. 0
1-29-79
ACCELERATION (g's)
1.2
1.0
0.8
0.6
0.4
0.2
% CRITICAL DAMPING
1%
2%
4%
5%
0.20
.01
.02
.03
.04
.06
.08
.1
.2
.3
.4
.6
.8
1
2
3
4
5
PERIOD (SECONDS)

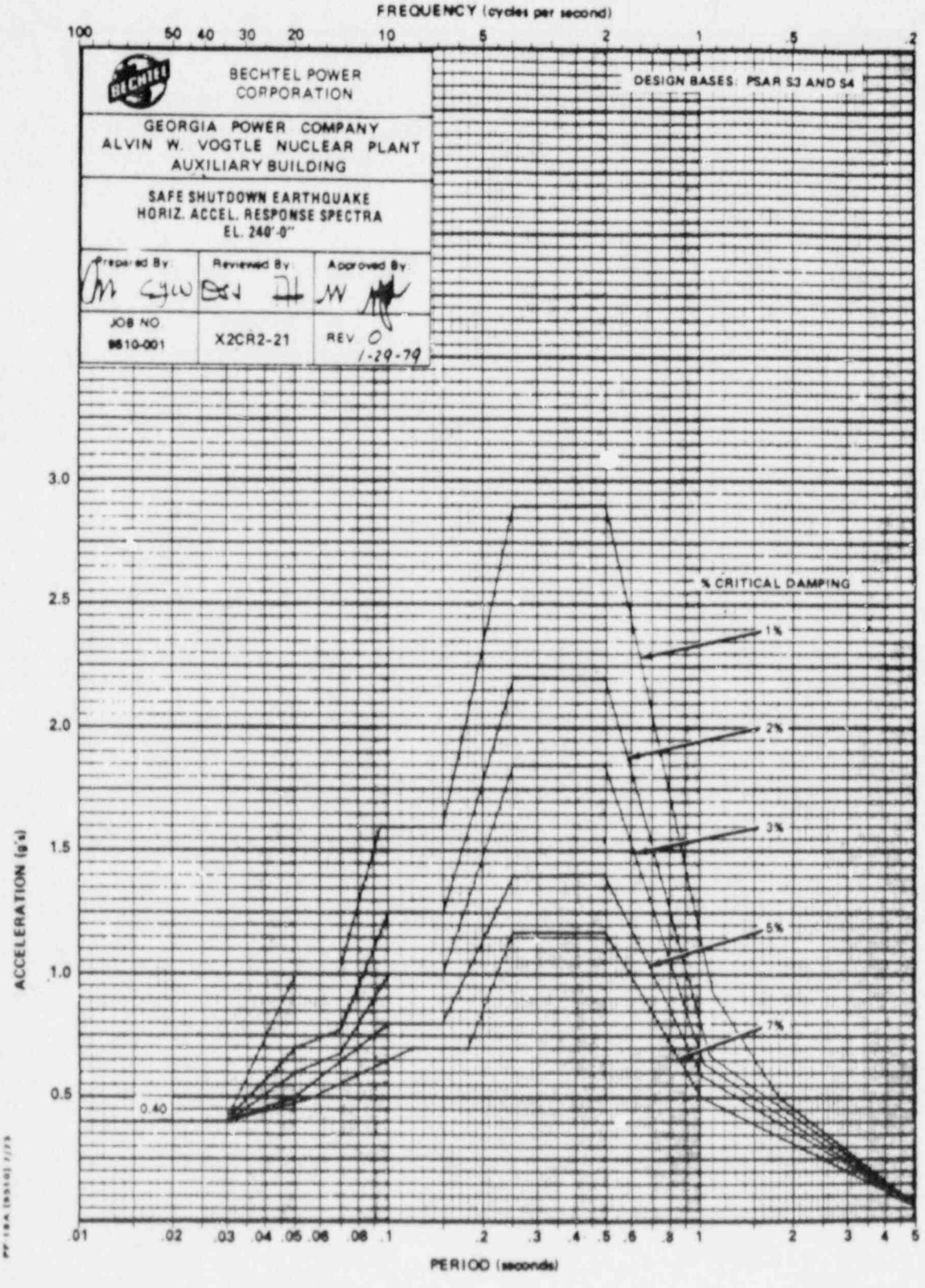
FREQUENCY (cycles per second)
100
50
40
30
20
10
5
2
1
.5
.2
BECHTEL POWER CORPORATION
DESIGN BASES: PSAR S3 AND S4
GEORGIA POWER COMPANY
ALVIN W. VOGTLE NUCLEAR PLANT
AUXILIARY BUILDING
SAFE SHUTDOWN EARTHQUAKE
HORIZ. ACCEL. RESPONSE SPECTRA
EL. 240'-0"
Prepared By
Reviewed By
Approved By
JOB NO.
9610-001
X2CR2-21
REV. 0
1-29-79
% CRITICAL DAMPING
1%
2%
3%
5%
7%
0.40
ACCELERATION (g's)
3.0
2.5
2.0
1.5
1.0
0.5
.01
.02
.03
.04
.05
.06
.08
.1
.2
.3
.4
.5
.6
.8
1
2
3
4
5
PERIOD (seconds)

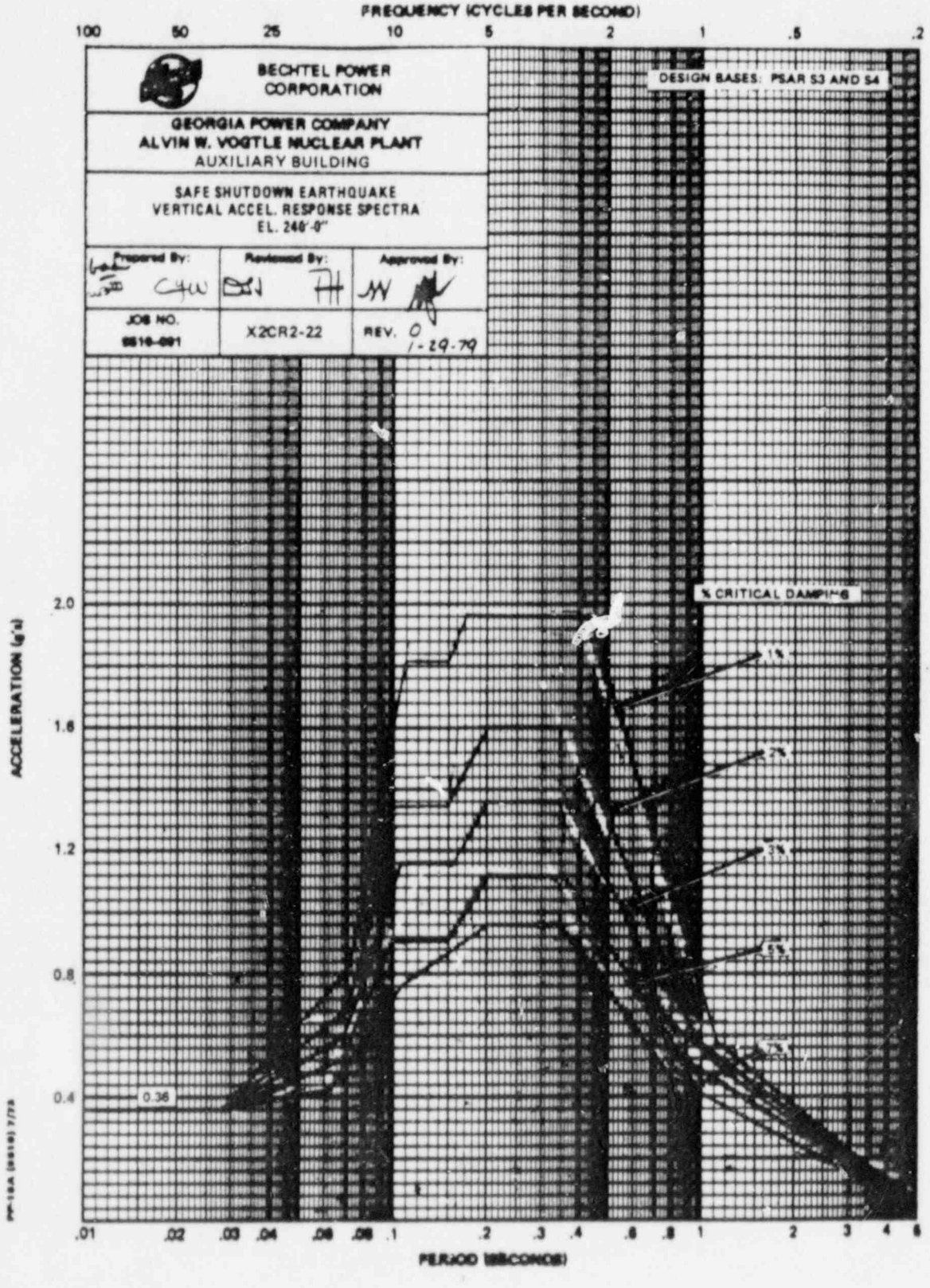
FREQUENCY (CYCLES PER SECOND)
100
50
25
10
5
2
1
.5
.2
BECHTEL POWER CORPORATION
GEORGIA POWER COMPANY
ALVIN W. VOGTLE NUCLEAR PLANT
AUXILIARY BUILDING
SAFE SHUTDOWN EARTHQUAKE
VERTICAL ACCEL. RESPONSE SPECTRA
EL. 240'-0"
Prepared By:
Reviewed By:
Approved By:
JOB NO.
9610-091
X2CR2-22
REV. 0
1-29-79
DESIGN BASES: PSAR S3 AND S4
% CRITICAL DAMPING
1%
2%
3%
5%
7%
ACCELERATION (g's)
2.0
1.8
1.2
0.8
0.4
0.36
.01
.02
.03
.04
.06
.08
.1
.2
.3
.4
.6
.8
1
2
3
4
6
PERIOD (SECONDS)

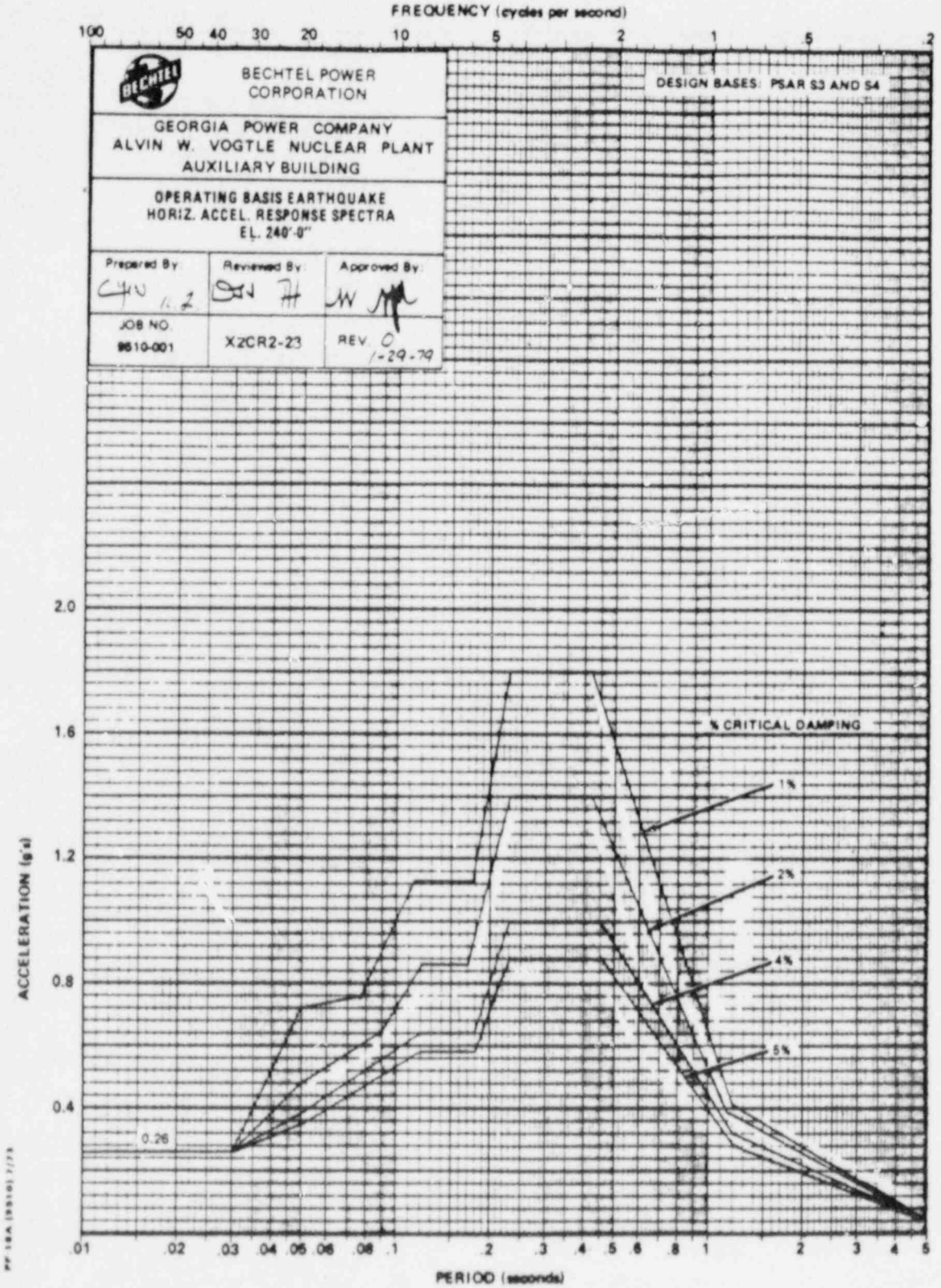
FREQUENCY (cycles per second)
100
50
40
30
20
10
5
2
1
.5
.2
BECHTEL POWER CORPORATION
DESIGN BASES: PSAR S3 AND S4
GEORGIA POWER COMPANY
ALVIN W. VOGTLE NUCLEAR PLANT
AUXILIARY BUILDING
OPERATING BASIS EARTHQUAKE
HORIZ. ACCEL. RESPONSE SPECTRA
EL. 240'-0"
Prepared By:
Reviewed By:
Approved By:
JOB NO.
9610-001
XZCR2-23
REV. 0
1-29-79
% CRITICAL DAMPING
1%
2%
4%
5%
0.26
ACCELERATION (g's)
2.0
1.6
1.2
0.8
0.4
.01
.02
.03
.04
.05
.06
.08
.1
.2
.3
.4
.5
.6
.8
1
2
3
4
5
PERIOD (seconds)

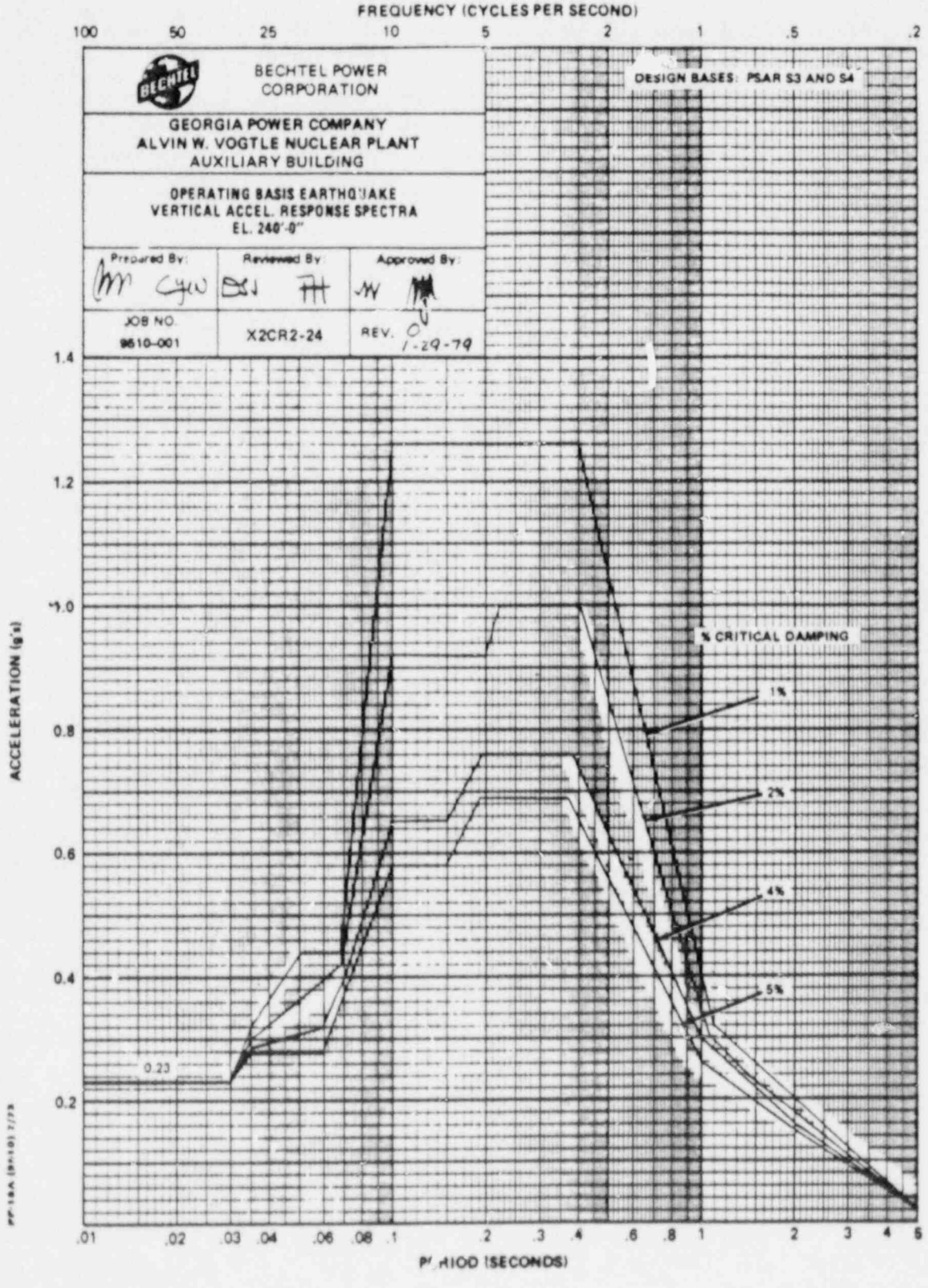
FREQUENCY (CYCLES PER SECOND)
100
50
25
10
5
2
1
.5
.2
BECHTEL POWER CORPORATION
DESIGN BASES: PSAR S3 AND S4
GEORGIA POWER COMPANY
ALVIN W. VOGTLE NUCLEAR PLANT
AUXILIARY BUILDING
OPERATING BASIS EARTHQUAKE
VERTICAL ACCEL. RESPONSE SPECTRA
EL. 240'-0"
Prepared By:
Reviewed By:
Approved By:
JOB NO.
9610-001
X2CR2-24
REV. 0
1-29-79
ACCELERATION (g's)
1.4
1.2
1.0
0.8
0.6
0.4
0.2
% CRITICAL DAMPING
1%
2%
4%
5%
0.23
.01
.02
.03
.04
.06
.08
.1
.2
.3
.4
.6
.8
1
2
3
4
5
PERIOD (SECONDS)

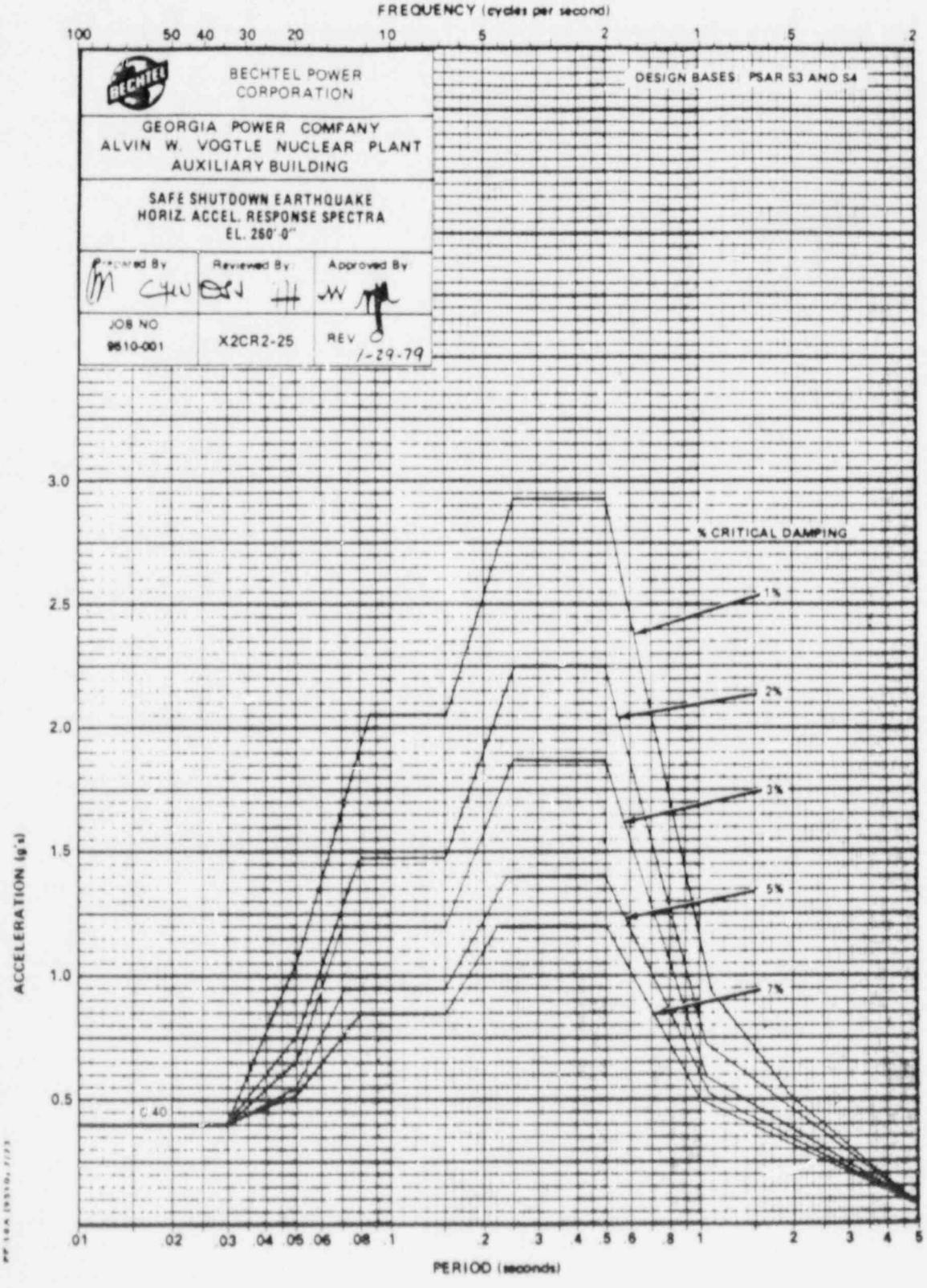
FREQUENCY (cycles per second)
100
50
40
30
20
10
5
2
1
.5
.2
BECHTEL POWER CORPORATION
DESIGN BASES: PSAR S3 AND S4
GEORGIA POWER COMPANY
ALVIN W. VOGTLE NUCLEAR PLANT
AUXILIARY BUILDING
SAFE SHUTDOWN EARTHQUAKE
HORIZ. ACCEL. RESPONSE SPECTRA
EL. 260'-0"
Prepared By
Reviewed By
Approved By
JOB NO
9610-001
X2CR2-25
REV 0
1-29-79
% CRITICAL DAMPING
1%
2%
3%
5%
7%
ZPA 0.40
ACCELERATION (g's)
3.0
2.5
2.0
1.5
1.0
0.5
.01
.02
.03
.04
.05
.06
.08
.1
.2
.3
.4
.5
.6
.8
1
2
3
4
5
PERIOD (seconds)

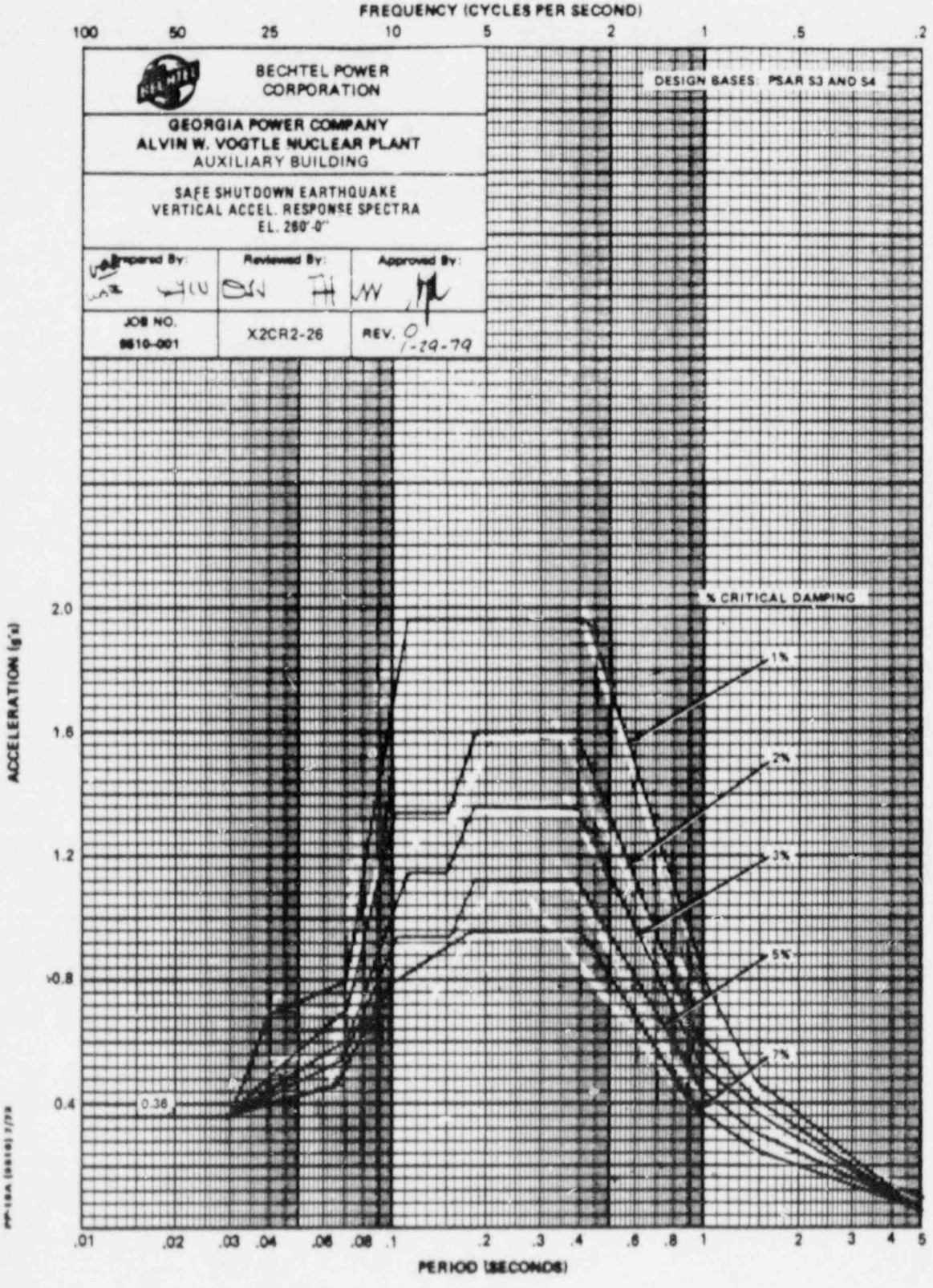
FREQUENCY (CYCLES PER SECOND)
100
50
25
10
5
2
1
.5
.2
BECHTEL POWER CORPORATION
DESIGN BASES: PSAR S3 AND S4
GEORGIA POWER COMPANY
ALVIN W. VOGTLE NUCLEAR PLANT
AUXILIARY BUILDING
SAFE SHUTDOWN EARTHQUAKE
VERTICAL ACCEL. RESPONSE SPECTRA
EL. 260'-0"
Prepared By:
Reviewed By:
Approved By:
JOB NO.
9610-001
X2CR2-26
REV. 0
1-29-79
% CRITICAL DAMPING
1%
2%
3%
5%
7%
0.36
ACCELERATION (g's)
2.0
1.6
1.2
0.8
0.4
.01
.02
.03
.04
.06
.08
.1
.2
.3
.4
.6
.8
1
2
3
4
5
PERIOD (SECONDS)

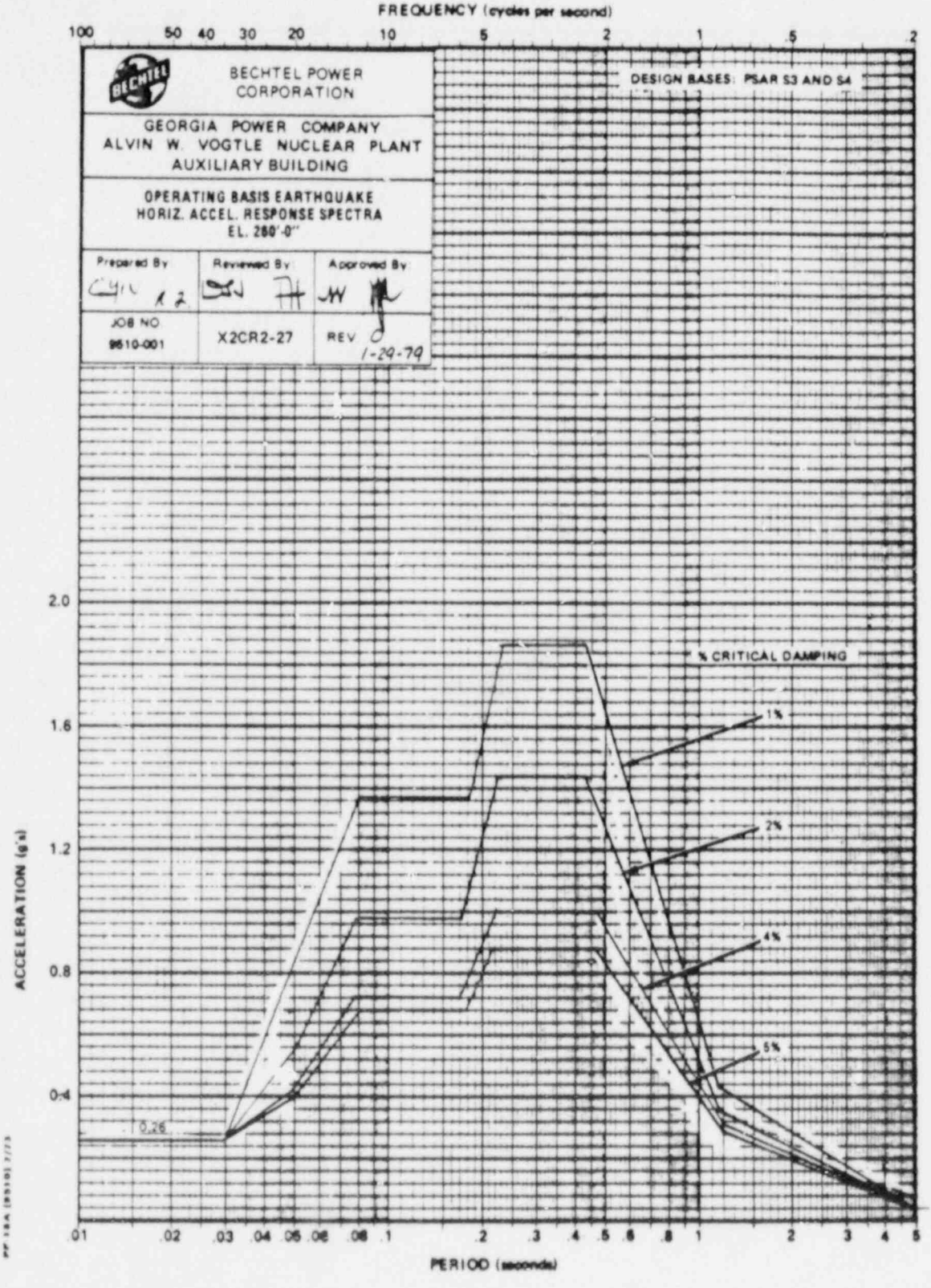
FREQUENCY (cycles per second)
100
50
40
30
20
10
5
2
1
.5
.2
BECHTEL POWER CORPORATION
DESIGN BASES: PSAR S3 AND S4
GEORGIA POWER COMPANY
ALVIN W. VOGTLE NUCLEAR PLANT
AUXILIARY BUILDING
OPERATING BASIS EARTHQUAKE
HORIZ. ACCEL. RESPONSE SPECTRA
EL. 280'-0"
Prepared By
Reviewed By
Approved By
JOB NO
9610-001
X2CR2-27
REV 0
1-29-79
% CRITICAL DAMPING
1%
2%
4%
5%
0.26
ACCELERATION (g's)
2.0
1.6
1.2
0.8
0.4
.01
.02
.03
.04
.05
.06
.08
.1
.2
.3
.4
.5
.6
.8
1
2
3
4
5
PERIOD (seconds)

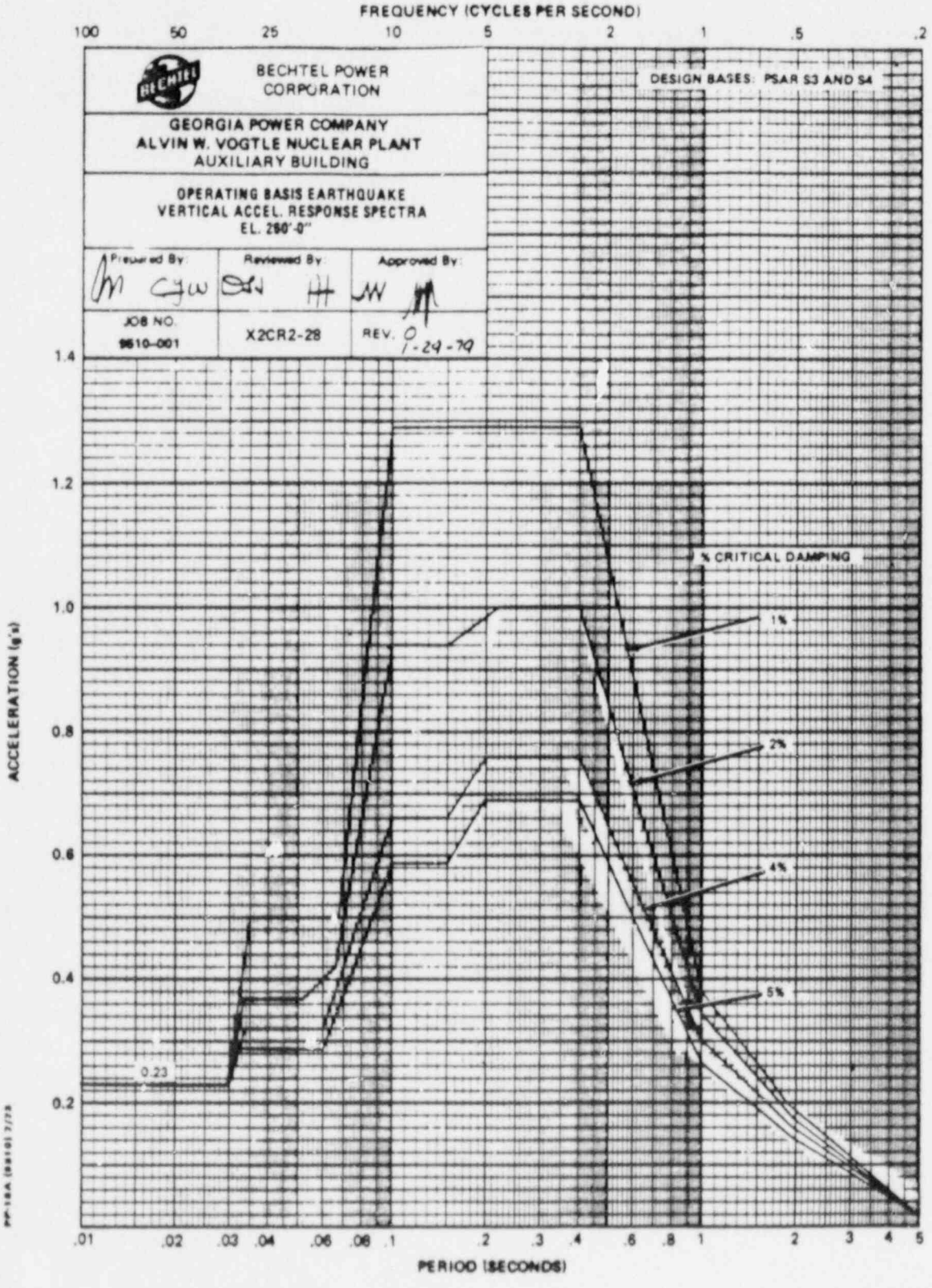
FREQUENCY (CYCLES PER SECOND)
100
50
25
10
5
2
1
.5
.2
BECHTEL POWER CORPORATION
DESIGN BASES: PSAR S3 AND S4
GEORGIA POWER COMPANY
ALVIN W. VOGTLE NUCLEAR PLANT
AUXILIARY BUILDING
OPERATING BASIS EARTHQUAKE
VERTICAL ACCEL. RESPONSE SPECTRA
EL. 260'-0"
Prepared By:
Reviewed By:
Approved By:
JOB NO.
9610-001
X2CR2-28
REV. 0
1-24-79
% CRITICAL DAMPING
1%
2%
4%
5%
0.23
ACCELERATION (g's)
1.4
1.2
1.0
0.8
0.6
0.4
0.2
.01
.02
.03
.04
.06
.08
.1
.2
.3
.4
.6
.8
1
2
3
4
5
PERIOD (SECONDS)

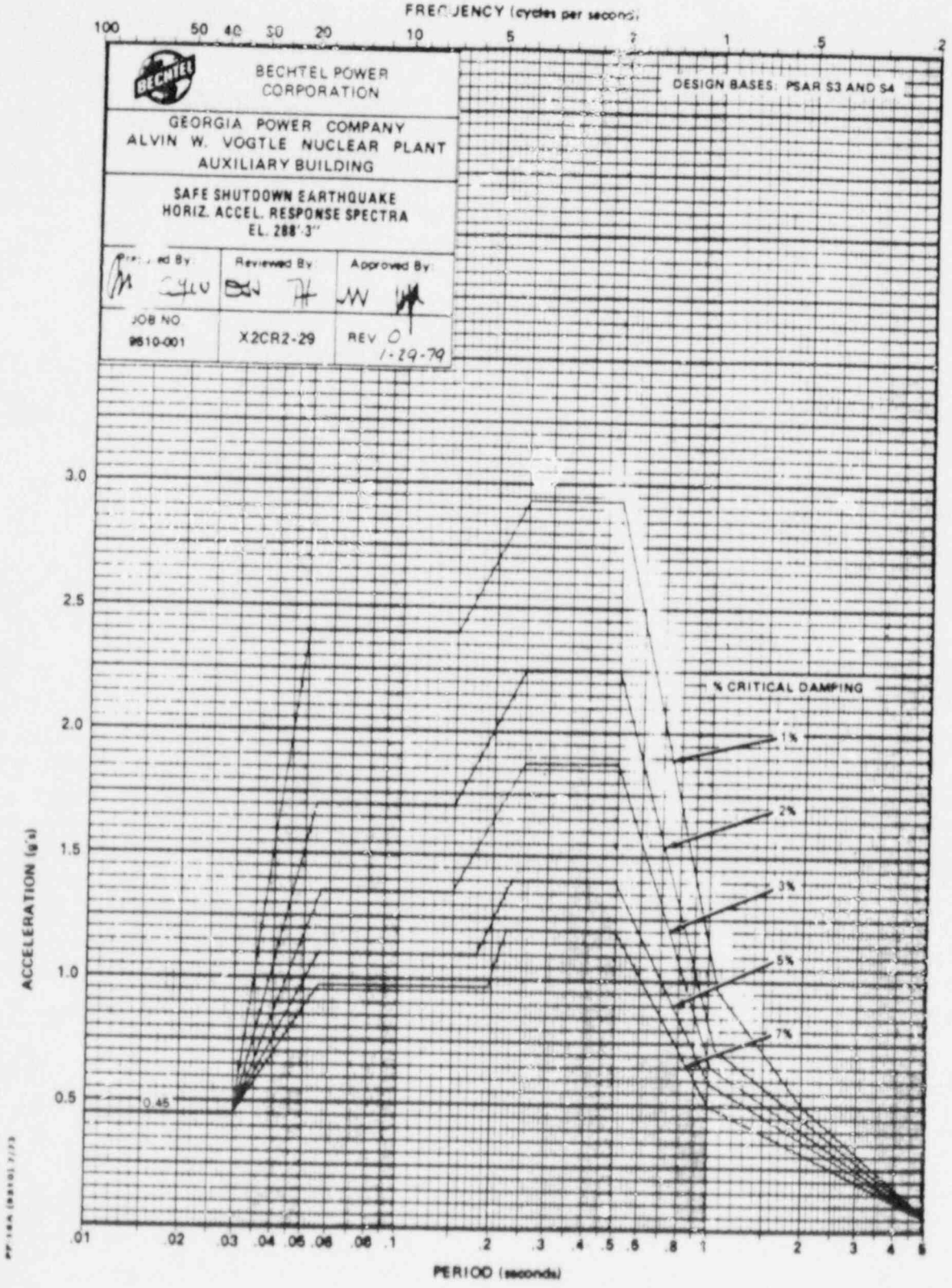
FREQUENCY (cycles per second)
100
50
40
30
20
10
5
2
1
.5
.2
BECHTEL POWER CORPORATION
GEORGIA POWER COMPANY
ALVIN W. VOGTLE NUCLEAR PLANT
AUXILIARY BUILDING
SAFE SHUTDOWN EARTHQUAKE
HORIZ. ACCEL. RESPONSE SPECTRA
EL. 288'-3"
Prepared By
Reviewed By
Approved By
JOB NO
9510-001
X2CR2-29
REV 0
1-29-79
DESIGN BASES: PSAR S3 AND S4
% CRITICAL DAMPING
1%
2%
3%
5%
7%
0.45
ACCELERATION (g's)
3.0
2.5
2.0
1.5
1.0
0.5
.01
.02
.03
.04
.05
.06
.08
.1
.2
.3
.4
.5
.6
.8
1
2
3
4
5
PERIOD (seconds)

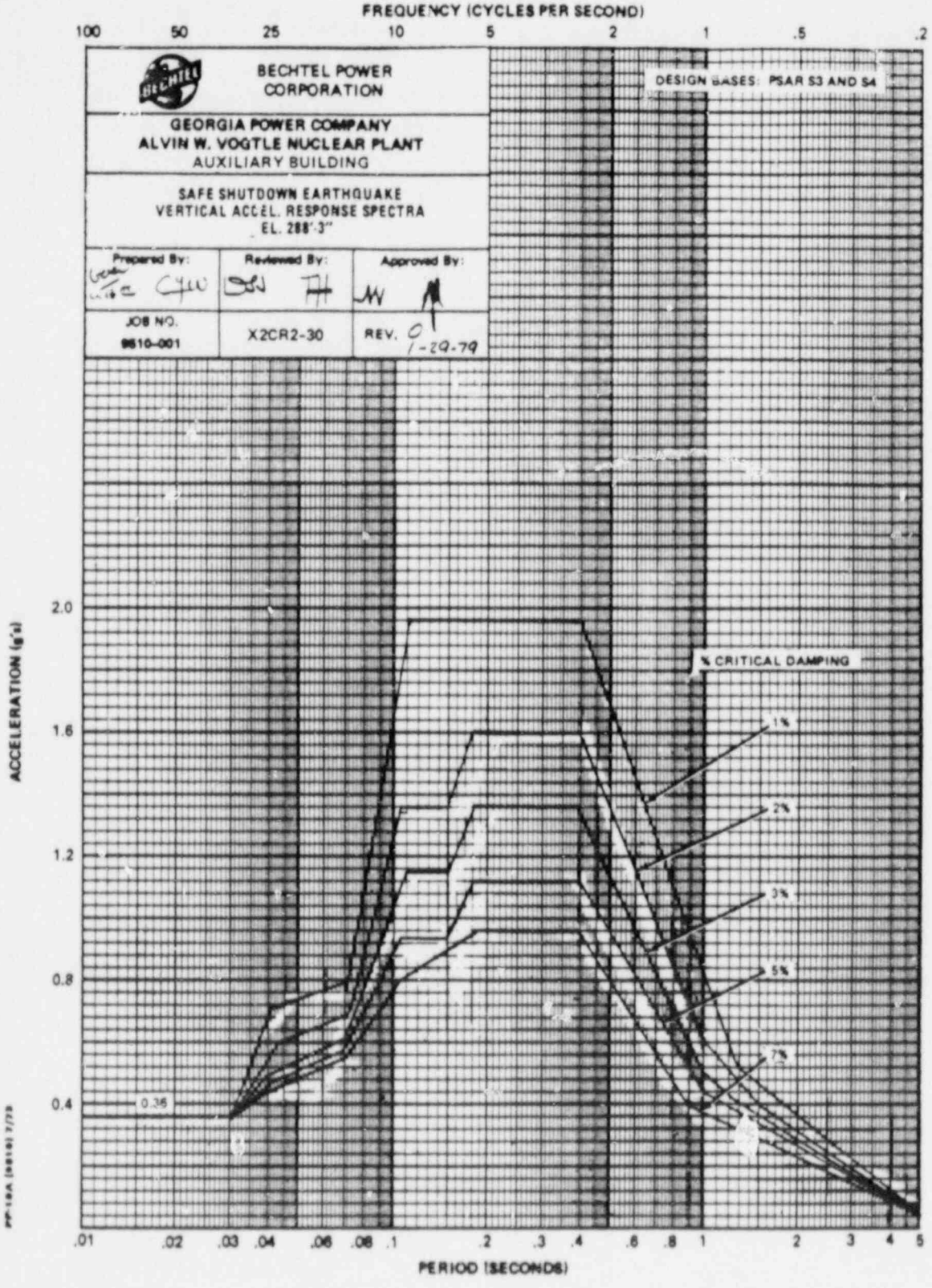
FREQUENCY (CYCLES PER SECOND)
100
50
25
10
5
2
1
.5
.2
BECHTEL POWER CORPORATION
DESIGN BASES: PSAR S3 AND S4
GEORGIA POWER COMPANY
ALVIN W. VOGTLE NUCLEAR PLANT
AUXILIARY BUILDING
SAFE SHUTDOWN EARTHQUAKE
VERTICAL ACCEL. RESPONSE SPECTRA
EL. 288'-3"
Prepared By:
Reviewed By:
Approved By:
JOB NO.
9610-001
X2CR2-30
REV. 0
1-29-79
% CRITICAL DAMPING
1%
2%
3%
5%
7%
0.35
ACCELERATION (g's)
2.0
1.6
1.2
0.8
0.4
.01
.02
.03
.04
.06
.08
.1
.2
.3
.4
.6
.8
1
2
3
4
5
PERIOD (SECONDS)

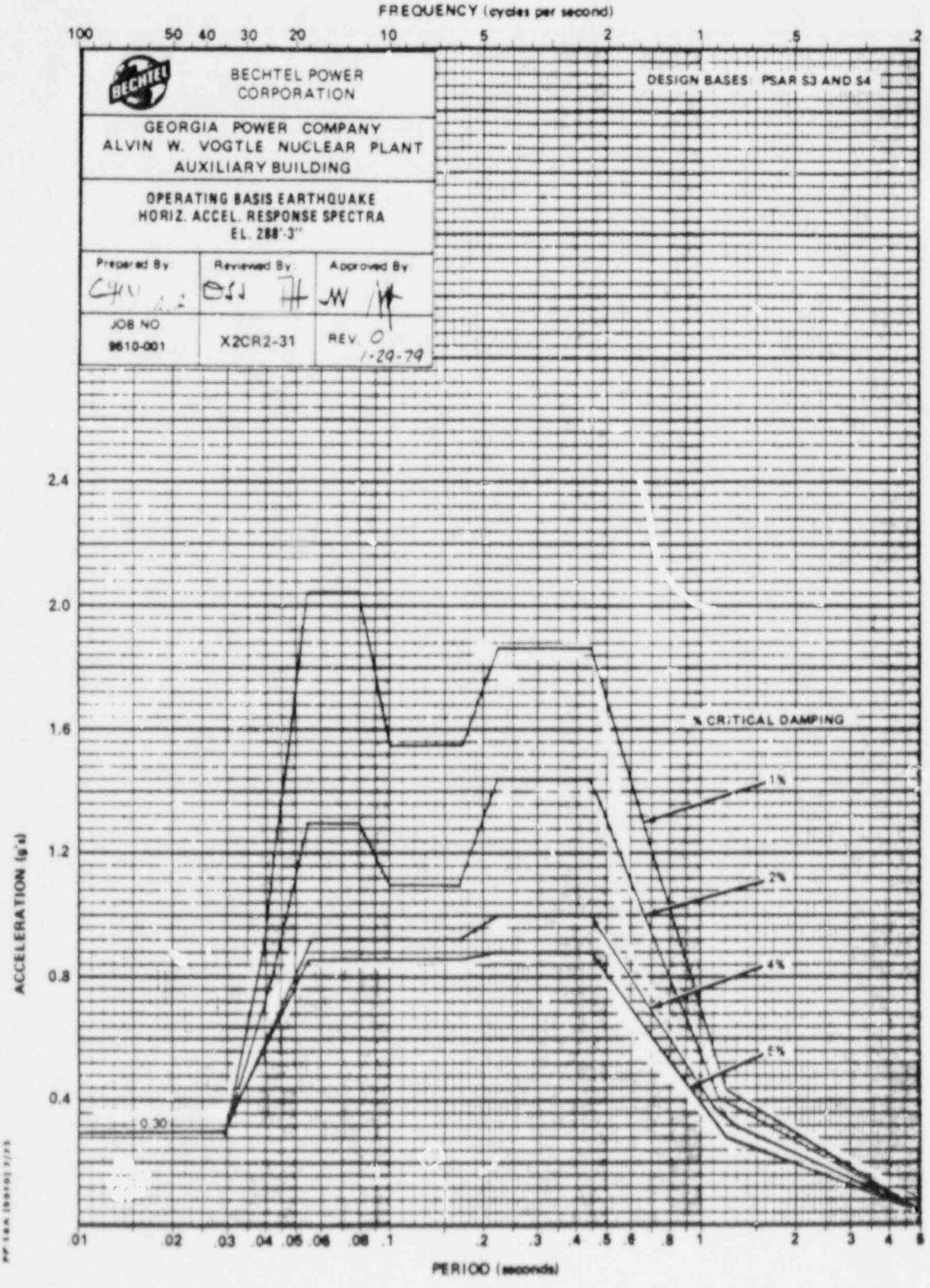
FREQUENCY (cycles per second)
100
50
40
30
20
10
5
2
1
.5
.2
BECHTEL POWER CORPORATION
DESIGN BASES: PSAR S3 AND S4
GEORGIA POWER COMPANY
ALVIN W. VOGTLE NUCLEAR PLANT
AUXILIARY BUILDING
OPERATING BASIS EARTHQUAKE
HORIZ. ACCEL. RESPONSE SPECTRA
EL. 288'-3"
Prepared By
Reviewed By
Approved By
JOB NO.
9610-001
X2CR2-31
REV. 0
1-29-79
% CRITICAL DAMPING
1%
2%
4%
5%
0.30
ACCELERATION (g's)
2.4
2.0
1.6
1.2
0.8
0.4
.01
.02
.03
.04
.05
.06
.08
.1
.2
.3
.4
.5
.6
.8
1
2
3
4
5
PERIOD (seconds)

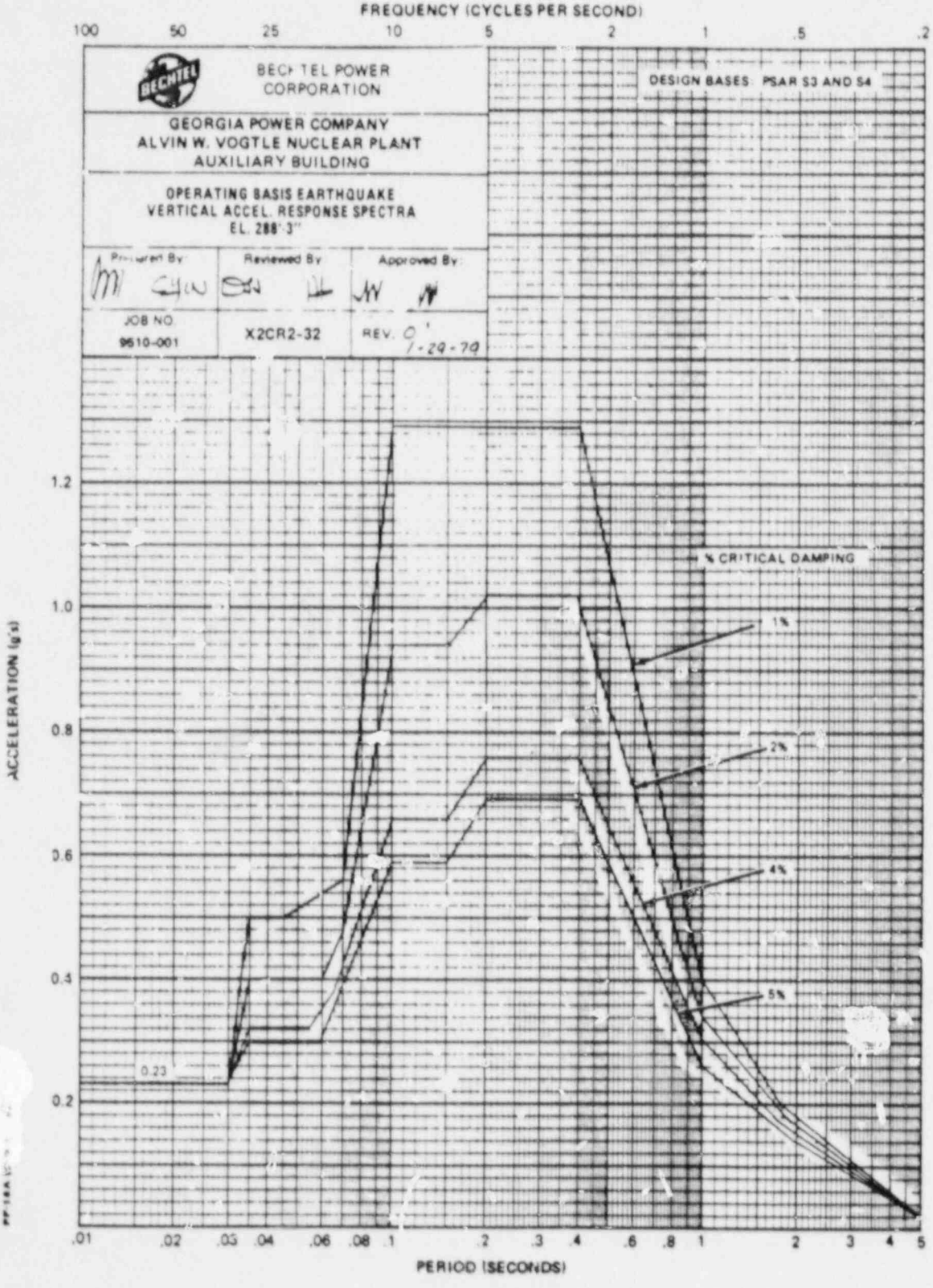
FREQUENCY (CYCLES PER SECOND)
100
50
25
10
5
2
1
.5
.2
BECHTEL POWER CORPORATION
DESIGN BASES: PSAR S3 AND S4
GEORGIA POWER COMPANY
ALVIN W. VOGTLE NUCLEAR PLANT
AUXILIARY BUILDING
OPERATING BASIS EARTHQUAKE
VERTICAL ACCEL. RESPONSE SPECTRA
EL. 288'-3"
Prepared By:
Reviewed By:
Approved By:
JOB NO.
9610-001
X2CR2-32
REV. 0
1-29-79
% CRITICAL DAMPING
1%
2%
4%
5%
0.23
ACCELERATION (g's)
1.2
1.0
0.8
0.6
0.4
0.2
.01
.02
.03
.04
.06
.08
.1
.2
.3
.4
.6
.8
1
2
3
4
5
PERIOD (SECONDS)

CONTROL BUILDING

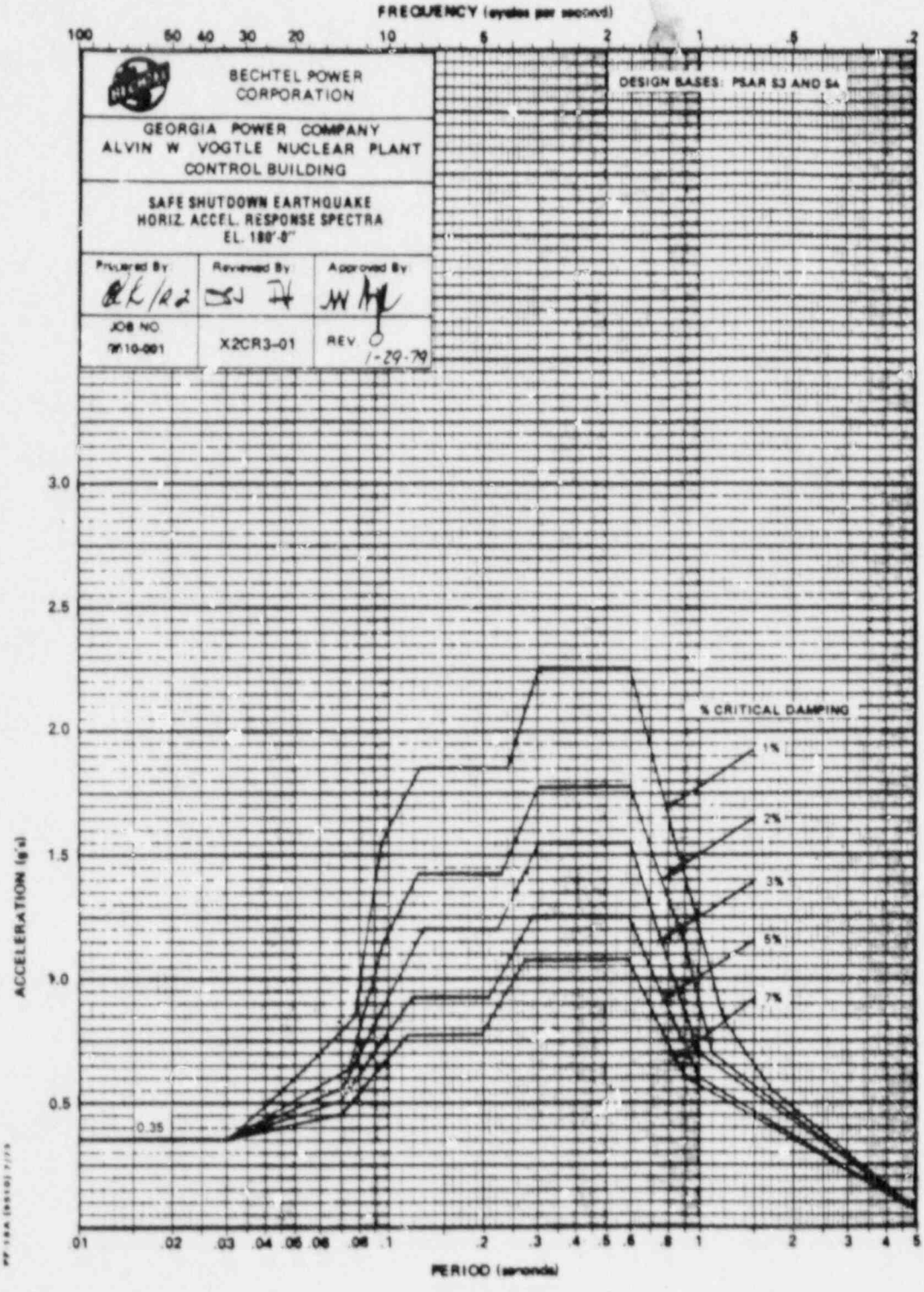
FREQUENCY (cycles per second)
100 50 40 30 20 10 5 2 1 .5 .2
BECHTEL POWER CORPORATION
GEORGIA POWER COMPANY
ALVIN W VOGTLE NUCLEAR PLANT
CONTROL BUILDING
SAFE SHUTDOWN EARTHQUAKE
HORIZ. ACCEL. RESPONSE SPECTRA
EL. 180'-0"
Prepared By
Reviewed By
Approved By
JOB NO.
X2CR3-01
REV. 0
1-29-79
DESIGN BASES: PSAR 3.7 AND 5A
% CRITICAL DAMPING
1%
2%
3%
5%
7%
0.35
ACCELERATION (g's)
3.0
2.5
2.0
1.5
1.0
0.5
.01 .02 .03 .04 .05 .06 .08 .1 .2 .3 .4 .5 .6 .8 1 2 3 4 5
PERIOD (seconds)

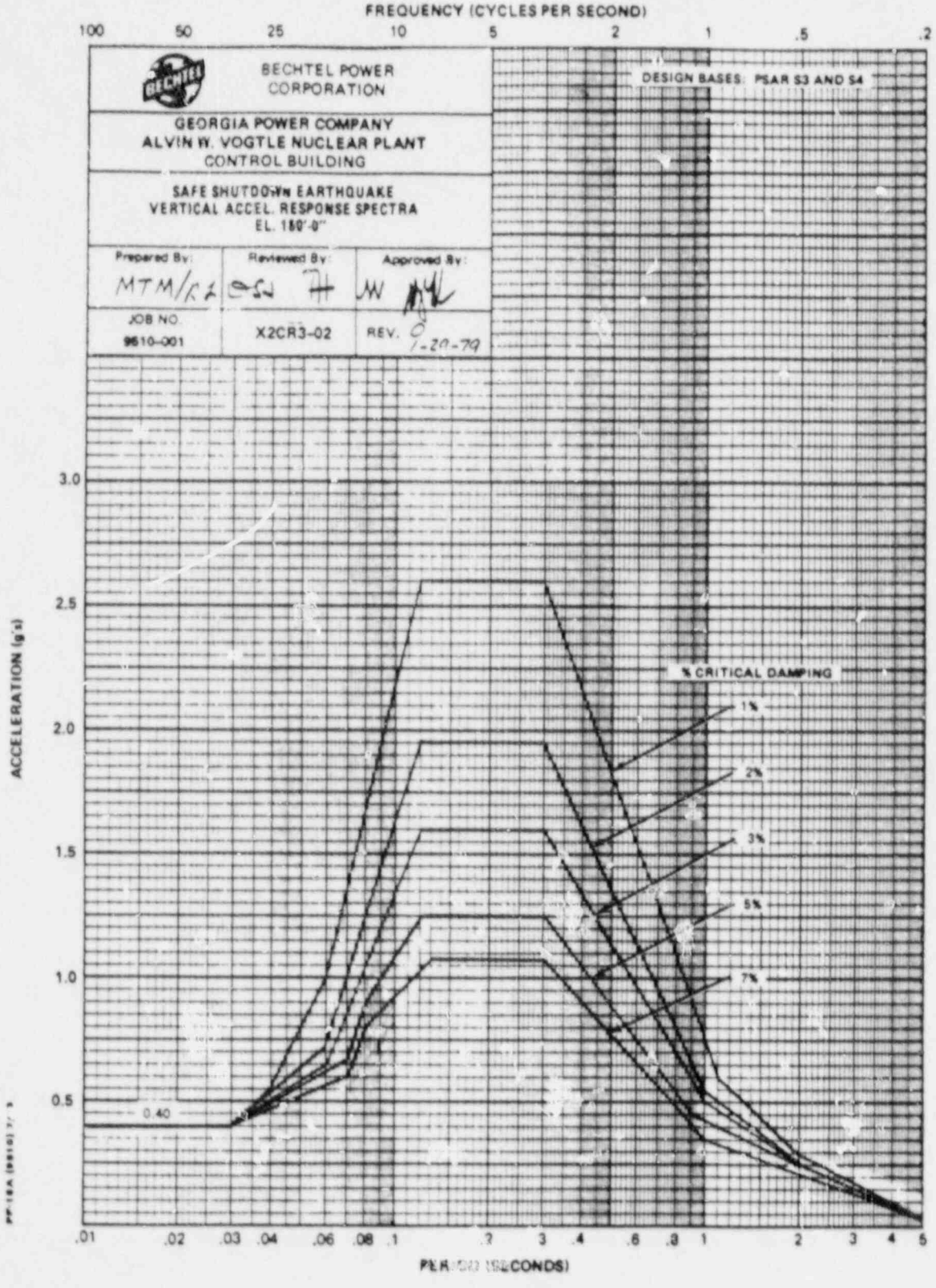
FREQUENCY (CYCLES PER SECOND)
100
50
25
10
5
2
1
.5
.2
BECHTEL POWER CORPORATION
DESIGN BASES: PSAR S3 AND S4
GEORGIA POWER COMPANY
ALVIN W. VOGTLE NUCLEAR PLANT
CONTROL BUILDING
SAFE SHUTDOWN EARTHQUAKE
VERTICAL ACCEL. RESPONSE SPECTRA
EL. 180'-0"
Prepared By:
MTM/KA
Reviewed By:
Approved By:
JOB NO.
9610-001
X2CR3-02
REV. 0
1-20-79
% CRITICAL DAMPING
1%
2%
3%
5%
7%
0.40
ACCELERATION (g's)
3.0
2.5
2.0
1.5
1.0
0.5
.01
.02
.03
.04
.06
.08
.1
.2
.3
.4
.6
.8
1
2
3
4
5
SECONDS)

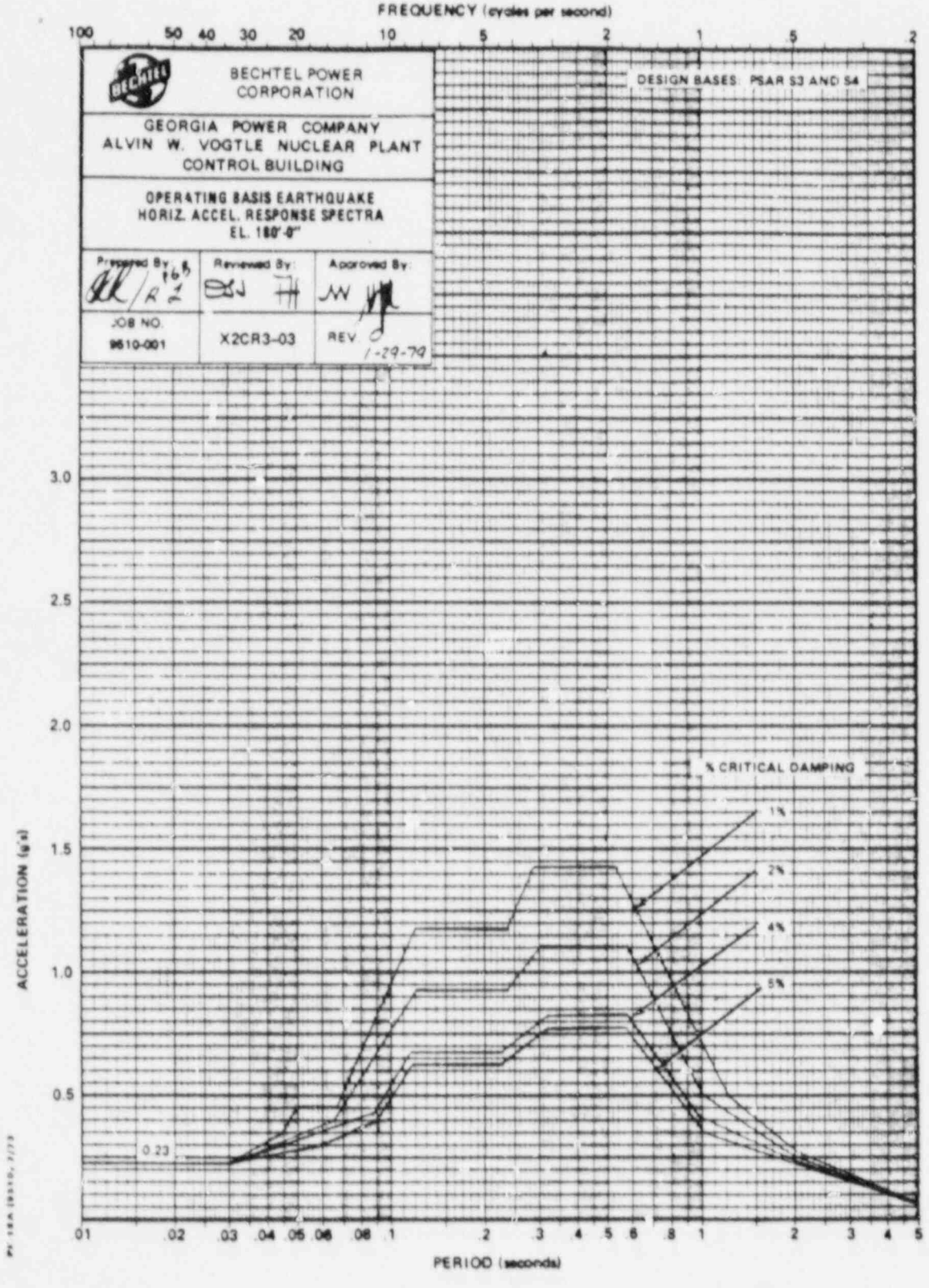
FREQUENCY (cycles per second)
100
50
40
30
20
10
5
2
1
.5
.2
BECHTEL POWER CORPORATION
GEORGIA POWER COMPANY
ALVIN W. VOGTLE NUCLEAR PLANT
CONTROL BUILDING
OPERATING BASIS EARTHQUAKE
HORIZ. ACCEL. RESPONSE SPECTRA
EL. 180'-0"
Prepared By:
Reviewed By:
Approved By:
JOB NO.
9610-001
X2CR3-03
REV.
1-29-79
DESIGN BASES: PSAR S3 AND S4
% CRITICAL DAMPING
1%
2%
4%
5%
0.23
ACCELERATION (g's)
3.0
2.5
2.0
1.5
1.0
0.5
.01
.02
.03
.04
.05
.06
.08
.1
.2
.3
.4
.5
.6
.8
1
2
3
4
5
PERIOD (seconds)

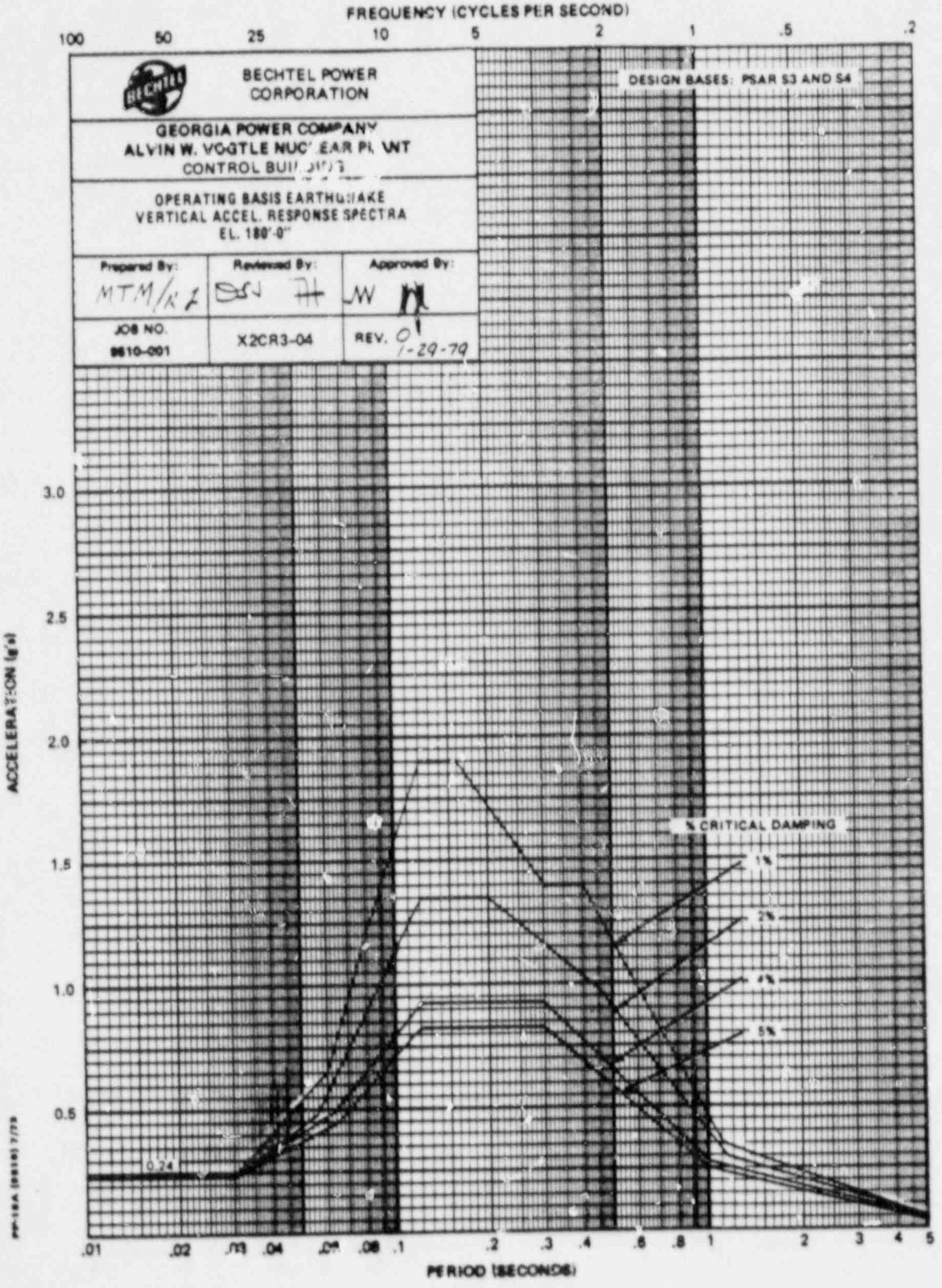
FREQUENCY (CYCLES PER SECOND)
100
50
25
10
5
2
1
.5
.2
BECHTEL POWER CORPORATION
GEORGIA POWER COMPANY
ALVIN W. VOGTLE NUCLEAR PLANT
CONTROL BUILDING
OPERATING BASIS EARTHQUAKE
VERTICAL ACCEL. RESPONSE SPECTRA
EL. 180'-0"
Prepared By:
Reviewed By:
Approved By:
JOB NO.
9610-001
X2CR3-04
REV. 0
1-29-79
DESIGN BASES: PSAR S3 AND S4
ACCELERATION (g's)
3.0
2.5
2.0
1.5
1.0
0.5
% CRITICAL DAMPING
1%
2%
4%
5%
0.24
.01
.02
.03
.04
.05
.06
.1
.2
.3
.4
.6
.8
1
2
3
4
5
PERIOD (SECONDS)

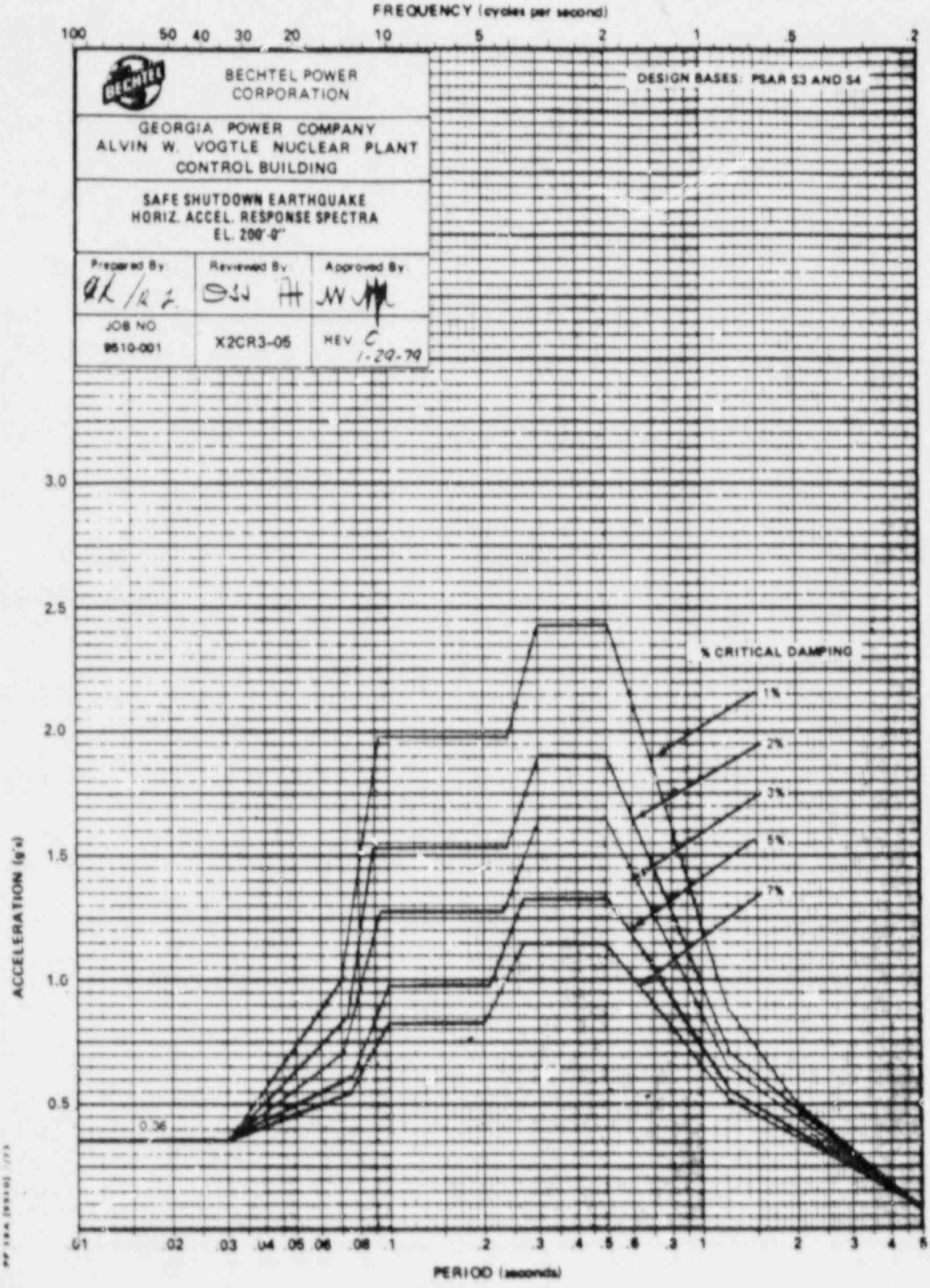
FREQUENCY (cycles per second)
100
50
40
30
20
10
5
2
1
.5
.2
BECHTEL POWER CORPORATION
DESIGN BASES: PSAR S3 AND S4
GEORGIA POWER COMPANY
ALVIN W. VOGTLE NUCLEAR PLANT
CONTROL BUILDING
SAFE SHUTDOWN EARTHQUAKE
HORIZ. ACCEL. RESPONSE SPECTRA
EL. 200'-0"
Prepared By
Reviewed By
Approved By
JOB NO
9510-001
X2CR3-05
REV C
1-29-79
% CRITICAL DAMPING
1%
2%
3%
5%
7%
0.36
ACCELERATION (g's)
3.0
2.5
2.0
1.5
1.0
0.5
.01
.02
.03
.04
.05
.06
.08
.1
.2
.3
.4
.5
.6
.8
1
2
3
4
5
PERIOD (seconds)

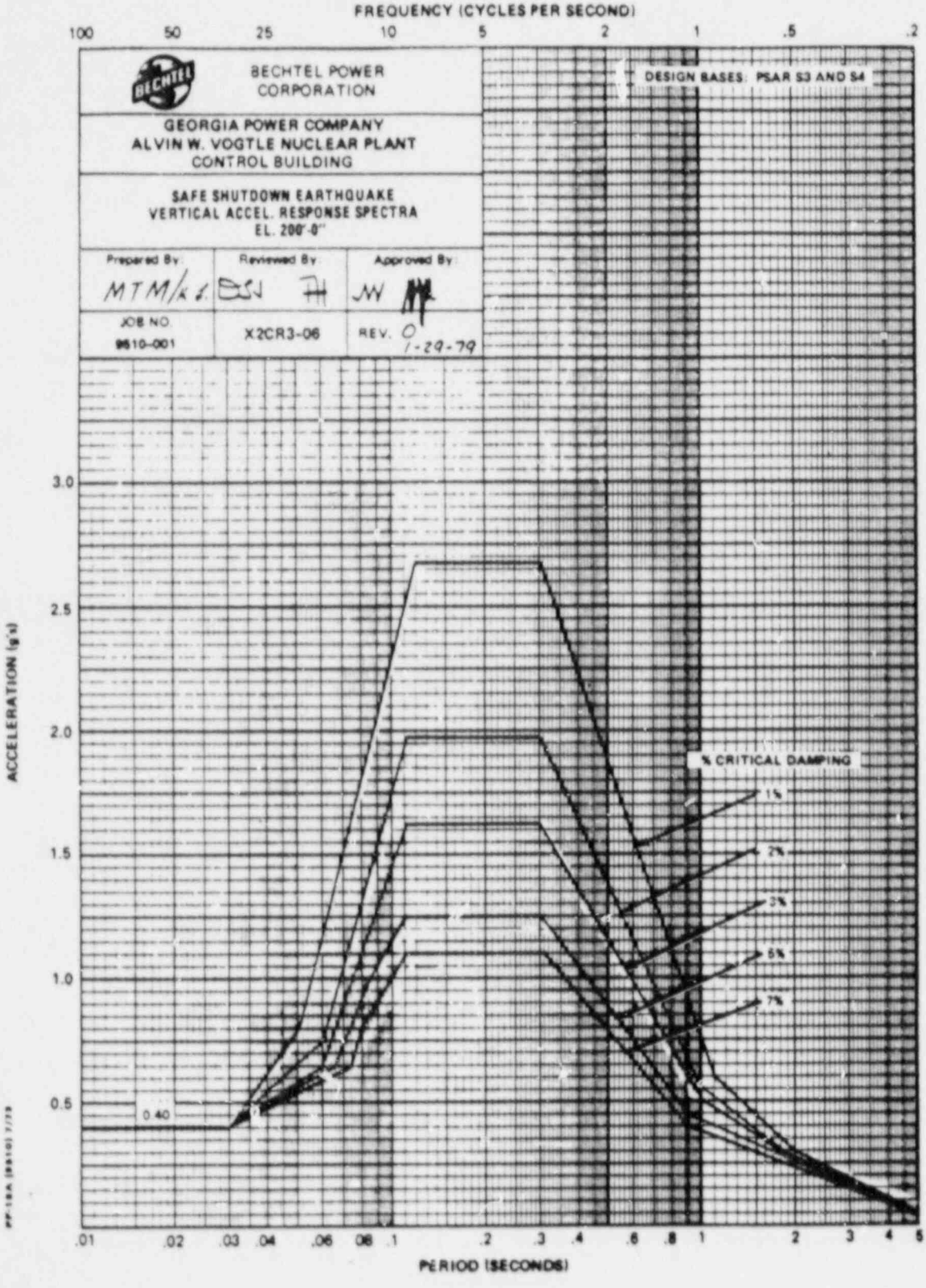
FREQUENCY (CYCLES PER SECOND)
100
50
25
10
5
2
1
.5
.2
BECHTEL POWER CORPORATION
GEORGIA POWER COMPANY
ALVIN W. VOGTLE NUCLEAR PLANT
CONTROL BUILDING
SAFE SHUTDOWN EARTHQUAKE
VERTICAL ACCEL. RESPONSE SPECTRA
EL. 200'-0"
Prepared By:
Reviewed By:
Approved By:
JOB NO.
9510-001
X2CR3-06
REV. 0
1-29-79
DESIGN BASES: PSAR S3 AND S4
ACCELERATION (g's)
3.0
2.5
2.0
1.5
1.0
0.5
0.40
% CRITICAL DAMPING
1%
2%
3%
5%
7%
.01
.02
.03
.04
.06
.08
.1
.2
.3
.4
.6
.8
1
2
3
4
5
PERIOD (SECONDS)

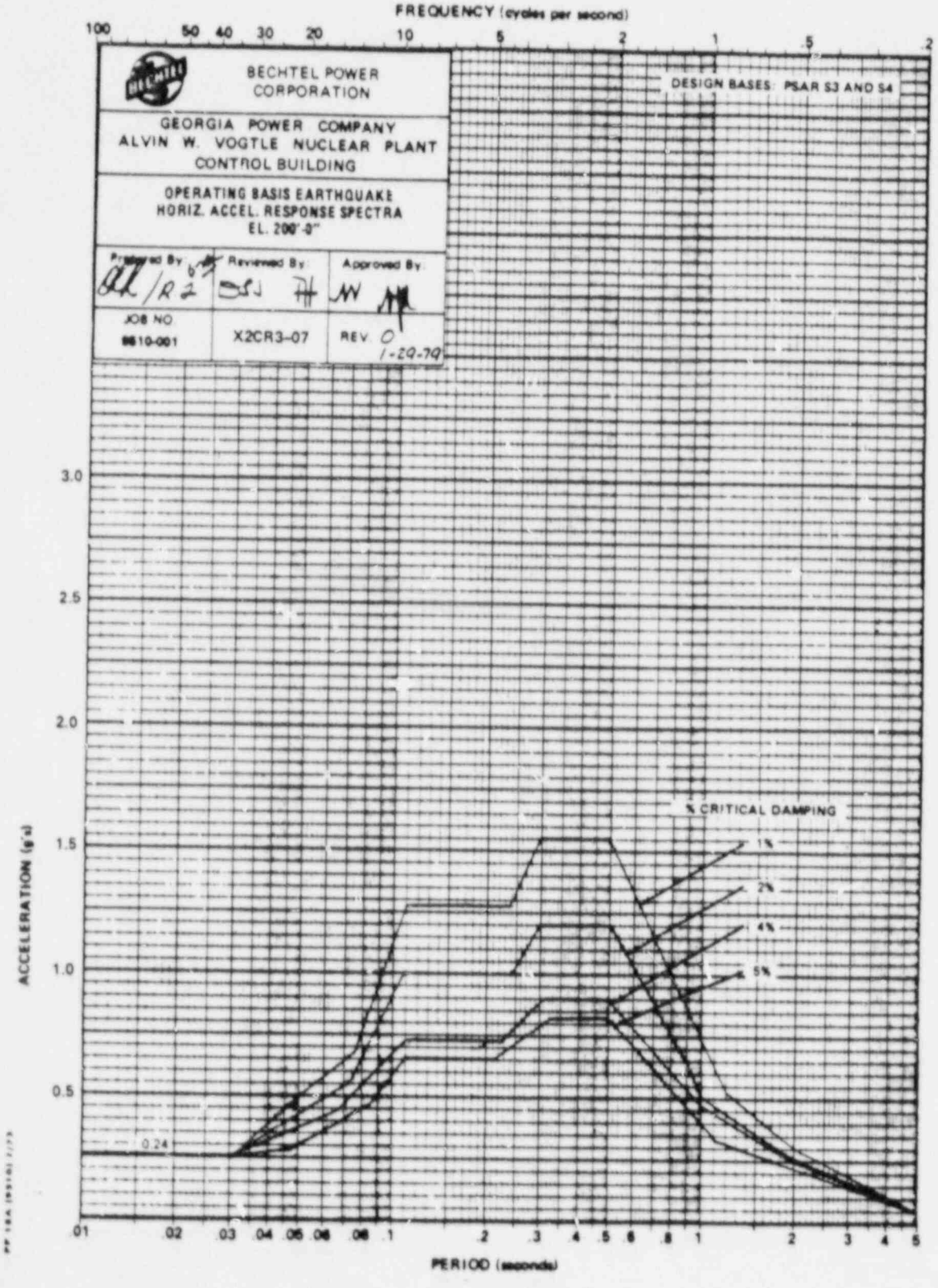
FREQUENCY (cycles per second)
100
50
40
30
20
10
5
2
1
.5
.2
BECHTEL POWER CORPORATION
GEORGIA POWER COMPANY
ALVIN W. VOGTLE NUCLEAR PLANT
CONTROL BUILDING
OPERATING BASIS EARTHQUAKE
HORIZ. ACCEL. RESPONSE SPECTRA
EL. 200'-0"
Prepared By
Reviewed By
Approved By
JOB NO.
9610-001
X2CR3-07
REV. 0
1-29-79
DESIGN BASES: PSAR S3 AND S4
% CRITICAL DAMPING
1%
2%
4%
5%
0.24
ACCELERATION (g's)
3.0
2.5
2.0
1.5
1.0
0.5
.01
.02
.03
.04
.05
.06
.08
.1
.2
.3
.4
.5
.6
.8
1
2
3
4
5
PERIOD (seconds)

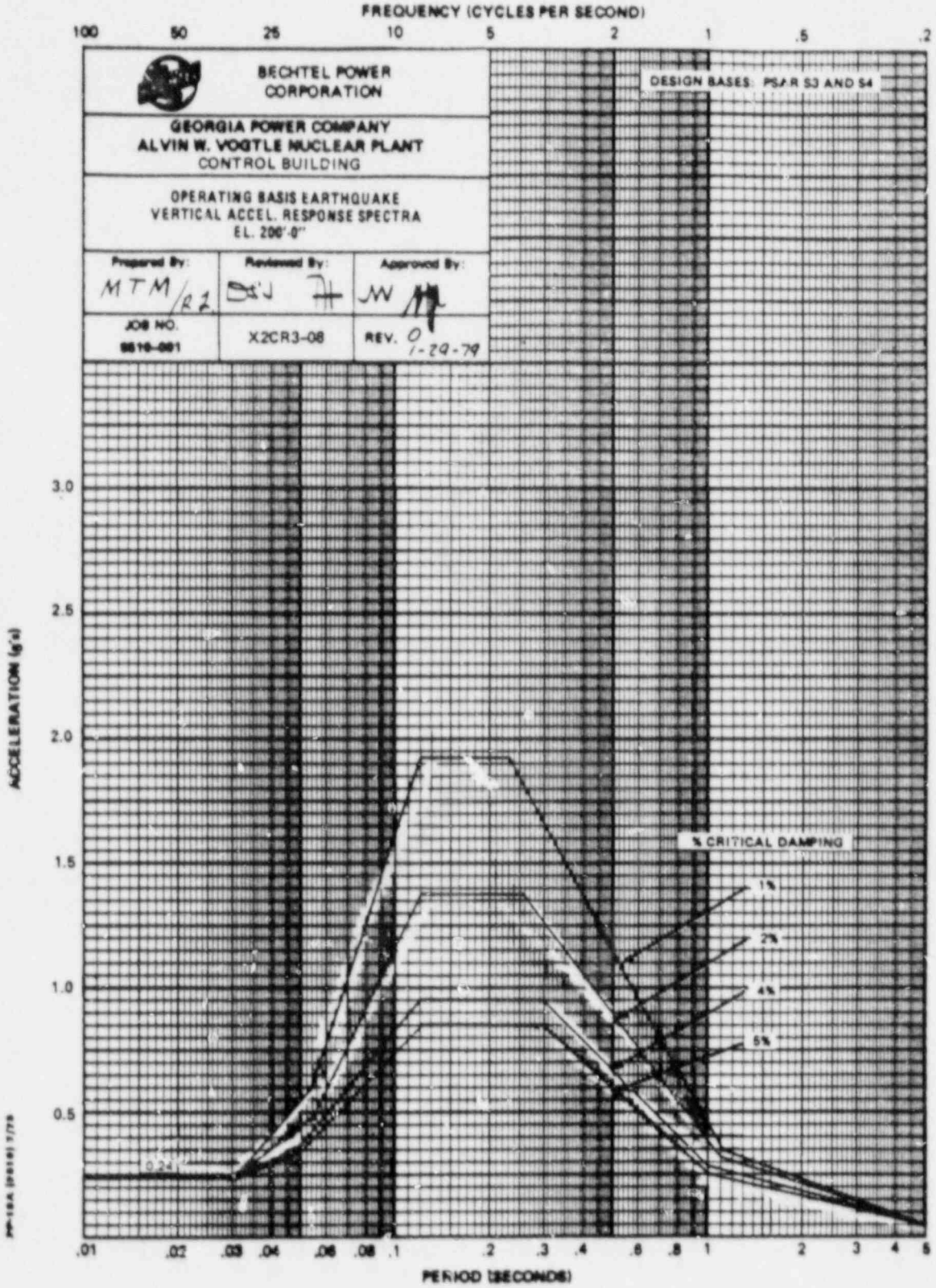
FREQUENCY (CYCLES PER SECOND)
100
50
25
10
5
2
1
.5
.2
BECHTEL POWER CORPORATION
DESIGN BASES: PSAR S3 AND S4
GEORGIA POWER COMPANY
ALVIN W. VOGTLE NUCLEAR PLANT
CONTROL BUILDING
OPERATING BASIS EARTHQUAKE
VERTICAL ACCEL. RESPONSE SPECTRA
EL. 200'-0"
Prepared By:
MTM/RZ
Reviewed By:
Approved By:
JOB NO.
9610-881
X2CR3-08
REV. 0
1-29-79
ACCELERATION (g's)
3.0
2.5
2.0
1.5
1.0
0.5
% CRITICAL DAMPING
1%
2%
4%
5%
0.24g
.01
.02
.03
.04
.06
.08
.1
.2
.3
.4
.6
.8
1
2
3
4
5
PERIOD (SECONDS)

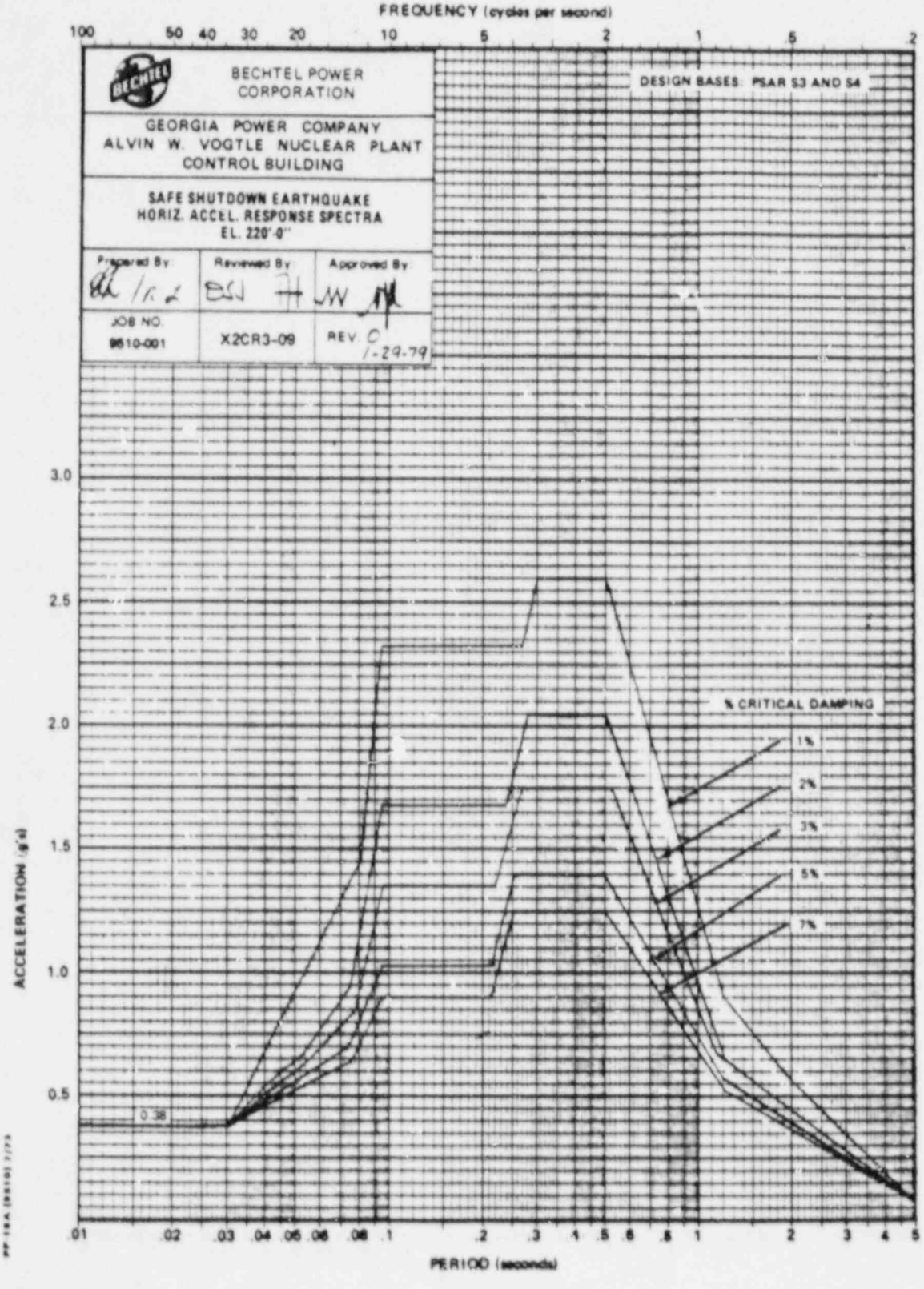
FREQUENCY (cycles per second)
100
50
40
30
20
10
5
2
1
.5
.2
BECHTEL POWER CORPORATION
GEORGIA POWER COMPANY
ALVIN W. VOGTLE NUCLEAR PLANT
CONTROL BUILDING
SAFE SHUTDOWN EARTHQUAKE
HORIZ. ACCEL. RESPONSE SPECTRA
EL. 220'-0"
Prepared By
Reviewed By
Approved By
JOB NO.
9610-001
X2CR3-09
REV 0
1-29-79
DESIGN BASES: PSAR S3 AND S4
% CRITICAL DAMPING
1%
2%
3%
5%
7%
0.38
ACCELERATION (g's)
3.0
2.5
2.0
1.5
1.0
0.5
.01
.02
.03
.04
.05
.06
.08
.1
.2
.3
.4
.5
.6
.8
1
2
3
4
5
PERIOD (seconds)

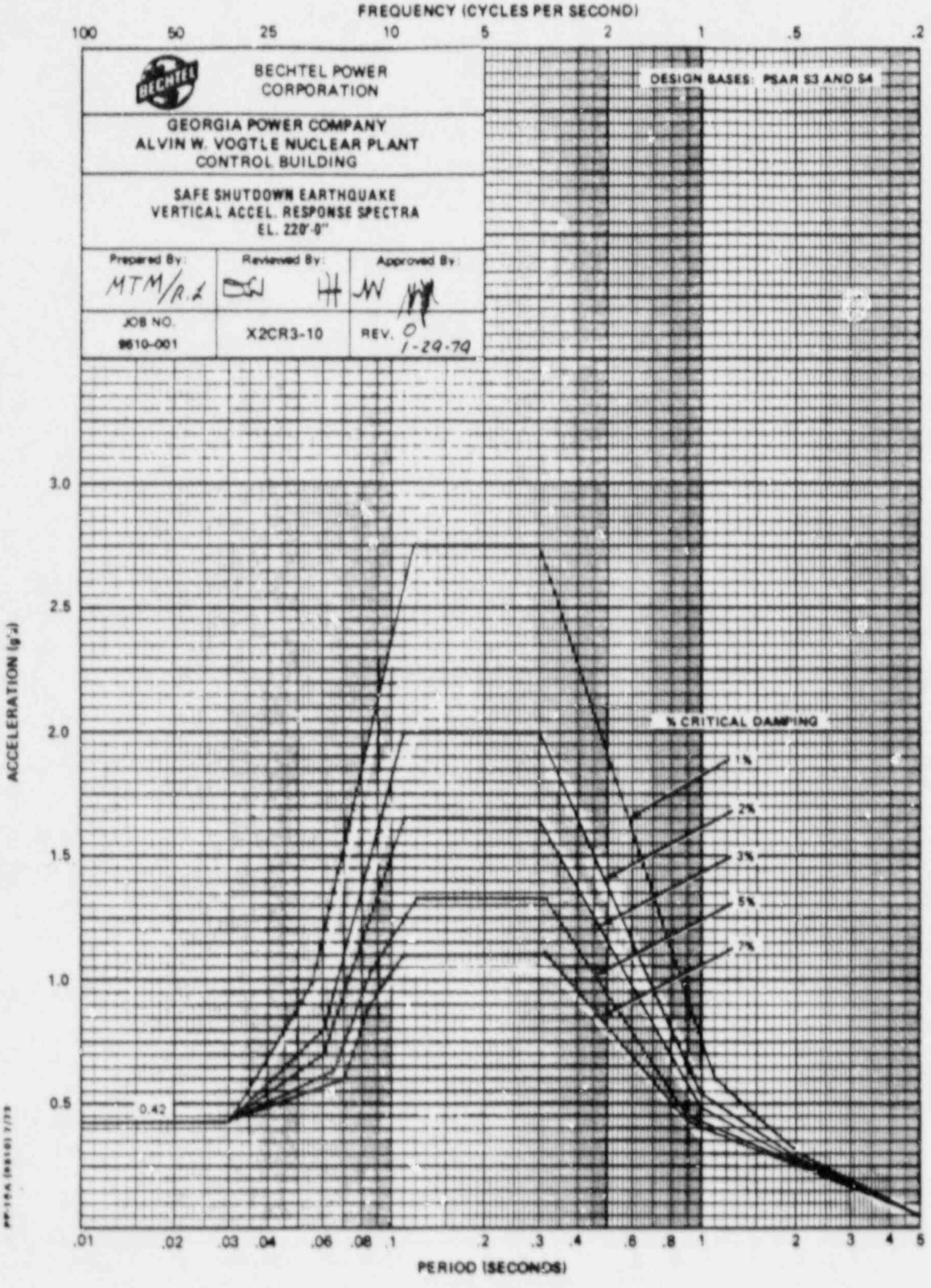
FREQUENCY (CYCLES PER SECOND)
100
50
25
10
5
2
1
.5
.2
BECHTEL POWER CORPORATION
GEORGIA POWER COMPANY
ALVIN W. VOGTLE NUCLEAR PLANT
CONTROL BUILDING
SAFE SHUTDOWN EARTHQUAKE
VERTICAL ACCEL. RESPONSE SPECTRA
EL. 220'-0"
Prepared By: MTM/R.L
Reviewed By:
Approved By:
JOB NO. 9610-001
X2CR3-10
REV. 0 1-29-79
DESIGN BASES: PSAR S3 AND S4
% CRITICAL DAMPING
1%
2%
3%
5%
7%
0.42
ACCELERATION (g's)
3.0
2.5
2.0
1.5
1.0
0.5
.01
.02
.03
.04
.06
.08
.1
.2
.3
.4
.6
.8
1
2
3
4
5
PERIOD (SECONDS)

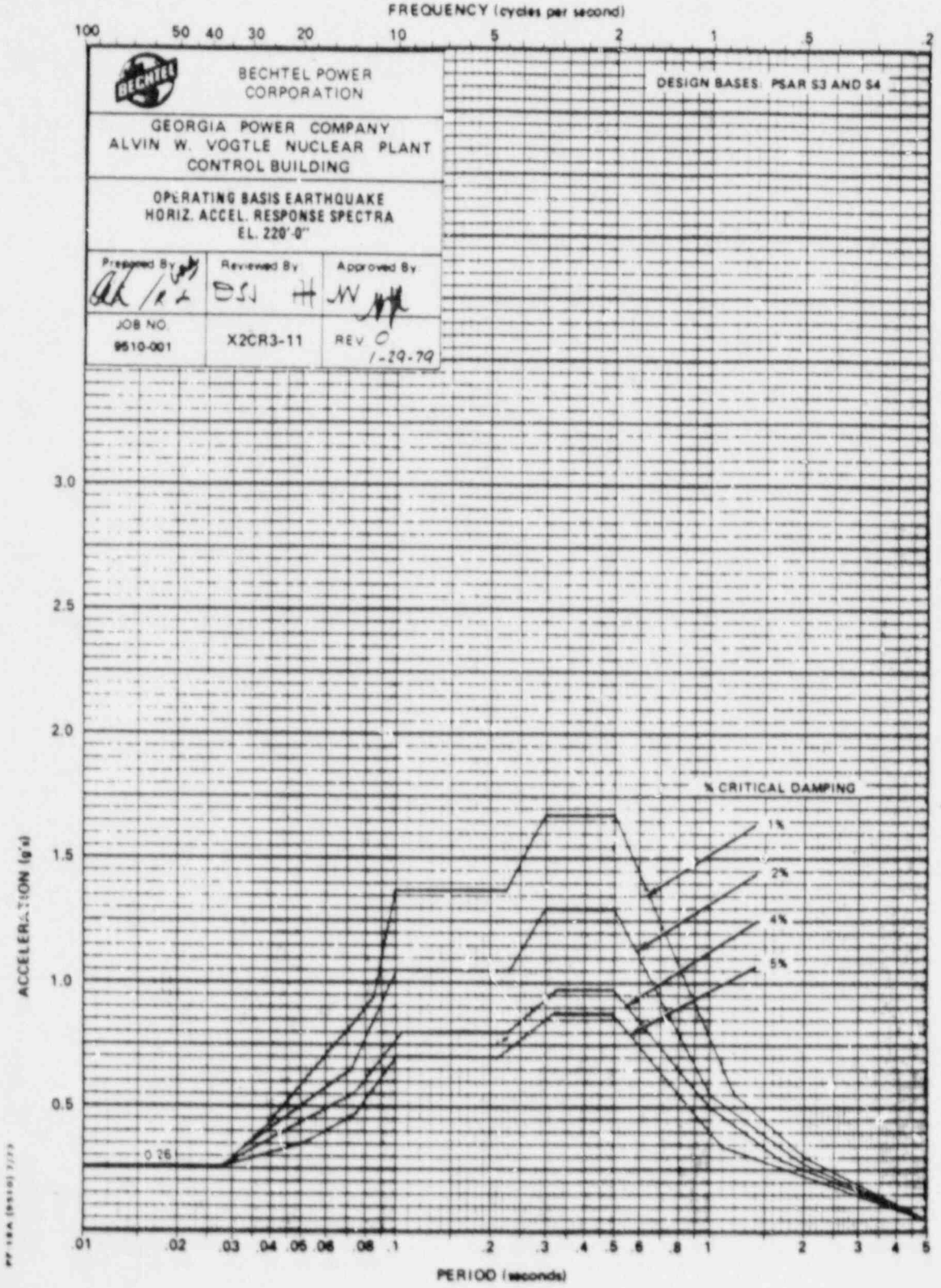
FREQUENCY (cycles per second)
100
50
40
30
20
10
5
2
1
.5
.2
BECHTEL POWER CORPORATION
DESIGN BASES: PSAR S3 AND S4
GEORGIA POWER COMPANY
ALVIN W. VOGTLE NUCLEAR PLANT
CONTROL BUILDING
OPERATING BASIS EARTHQUAKE
HORIZ. ACCEL. RESPONSE SPECTRA
EL. 220'-0"
Prepared By
Reviewed By
Approved By
JOB NO.
9510-001
X2CR3-11
REV 0
1-29-79
3.0
2.5
2.0
1.5
1.0
0.5
ACCELERATION (g's)
% CRITICAL DAMPING
1%
2%
4%
5%
0.26
.01
.02
.03
.04
.05
.06
.08
.1
.2
.3
.4
.5
.6
.8
1
2
3
4
5
PERIOD (seconds)

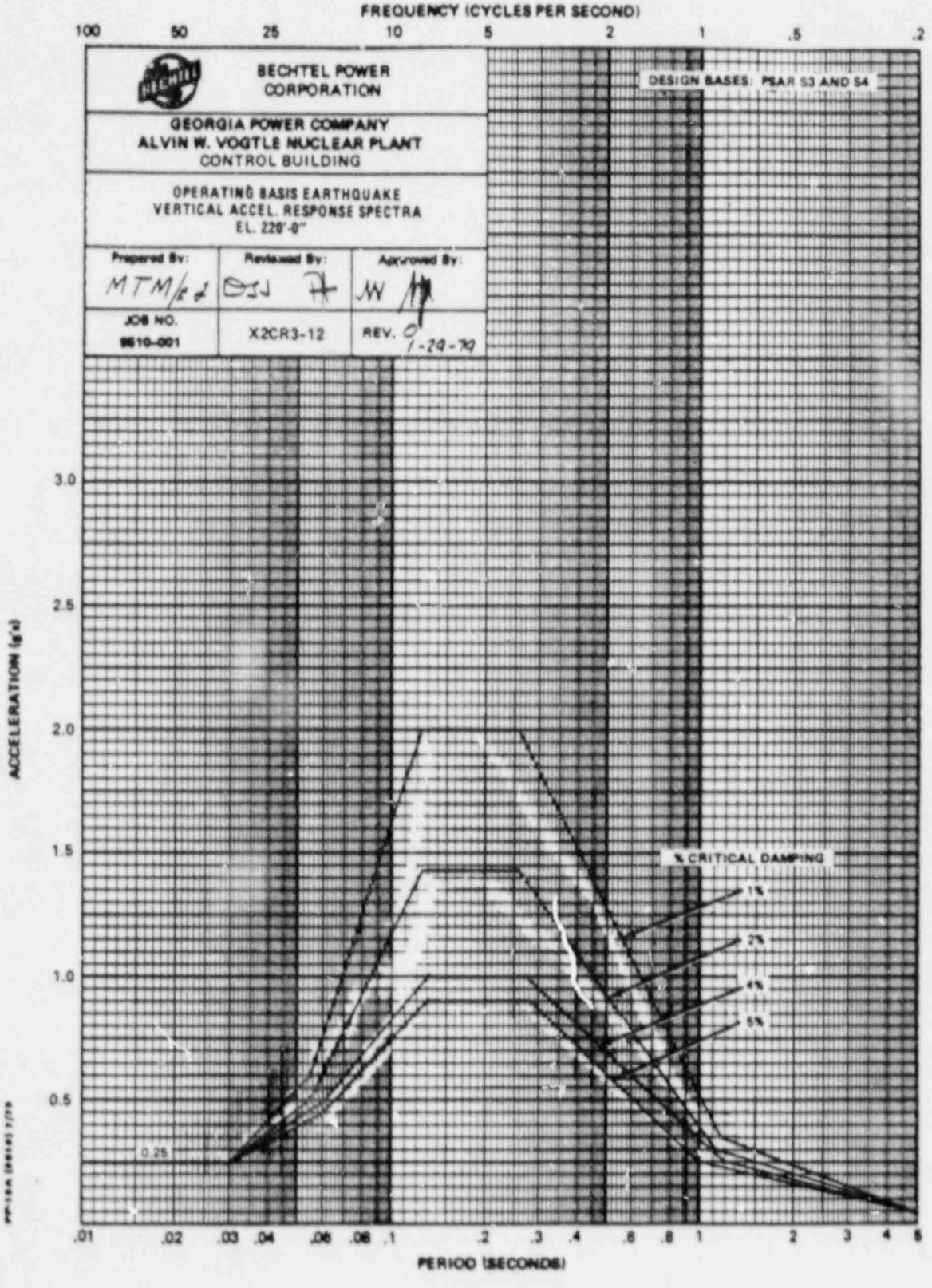
FREQUENCY (CYCLES PER SECOND)
100
50
25
10
5
2
1
.5
.2
BECHTEL POWER CORPORATION
GEORGIA POWER COMPANY
ALVIN W. VOGTLE NUCLEAR PLANT
CONTROL BUILDING
OPERATING BASIS EARTHQUAKE
VERTICAL ACCEL. RESPONSE SPECTRA
EL. 220'-0"
Prepared By:
MTM/ed
Reviewed By:
DJJ
Approved By:
JW
JOB NO.
9610-001
X2CR3-12
REV. 0
1-29-79
DESIGN BASES: PSAR S3 AND S4
ACCELERATION (g's)
3.0
2.5
2.0
1.5
1.0
0.5
% CRITICAL DAMPING
1%
2%
4%
5%
0.25
.01
.02
.03
.04
.06
.08
.1
.2
.3
.4
.6
.8
1
2
3
4
5
PERIOD (SECONDS)

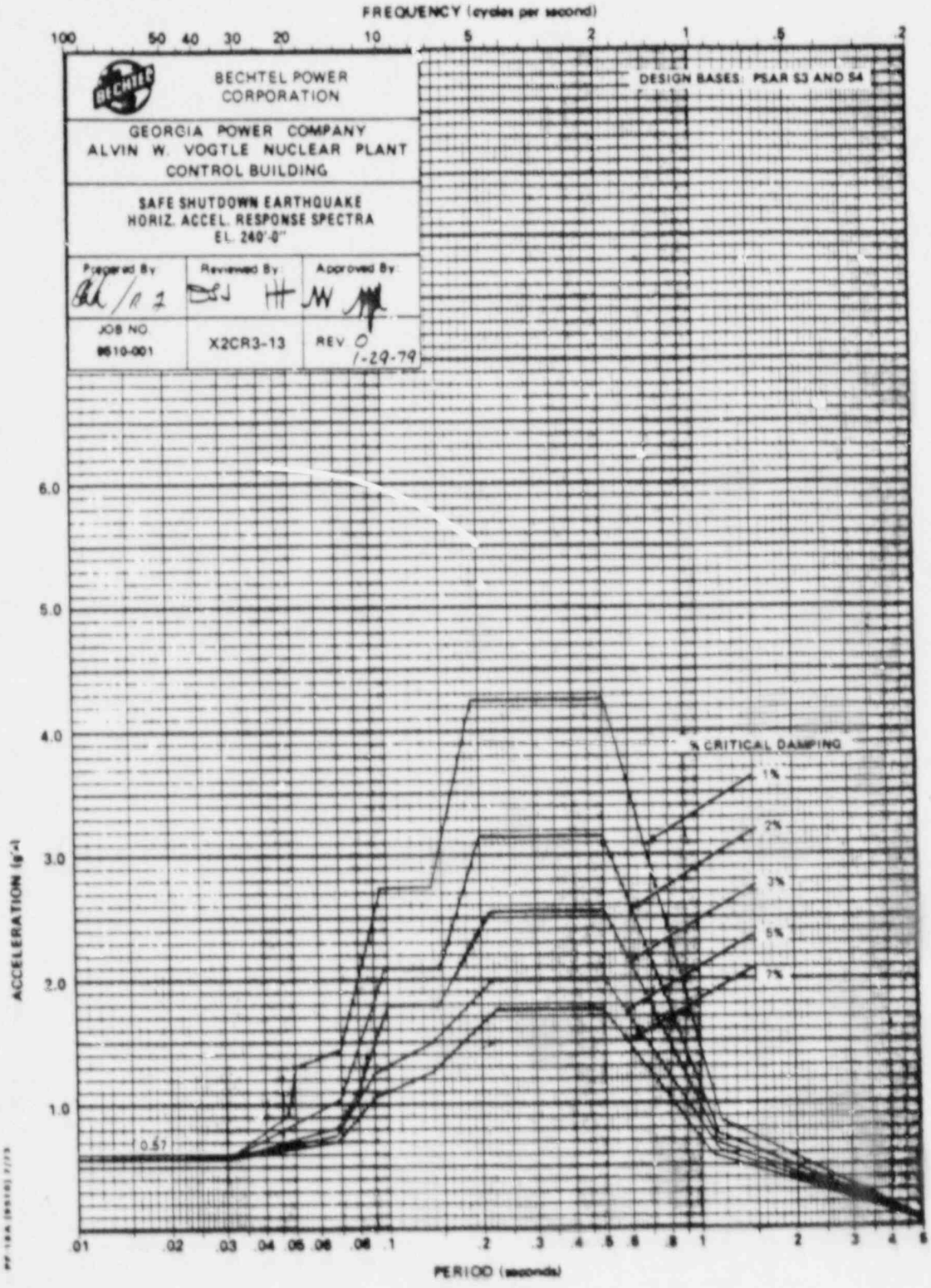
FREQUENCY (cycles per second)
100
50
40
30
20
10
5
2
1
.5
.2
BECHTEL POWER CORPORATION
GEORGIA POWER COMPANY
ALVIN W. VOGTLE NUCLEAR PLANT
CONTROL BUILDING
SAFE SHUTDOWN EARTHQUAKE
HORIZ. ACCEL. RESPONSE SPECTRA
EL. 240'-0"
Prepared By
Reviewed By
Approved By
JOB NO.
9610-001
X2CR3-13
REV 0
1-29-79
DESIGN BASES: PSAR S3 AND S4
% CRITICAL DAMPING
1%
2%
3%
5%
7%
0.57
ACCELERATION (g's)
6.0
5.0
4.0
3.0
2.0
1.0
.01
.02
.03
.04
.05
.06
.08
.1
.2
.3
.4
.5
.6
.8
1
2
3
4
5
PERIOD (seconds)

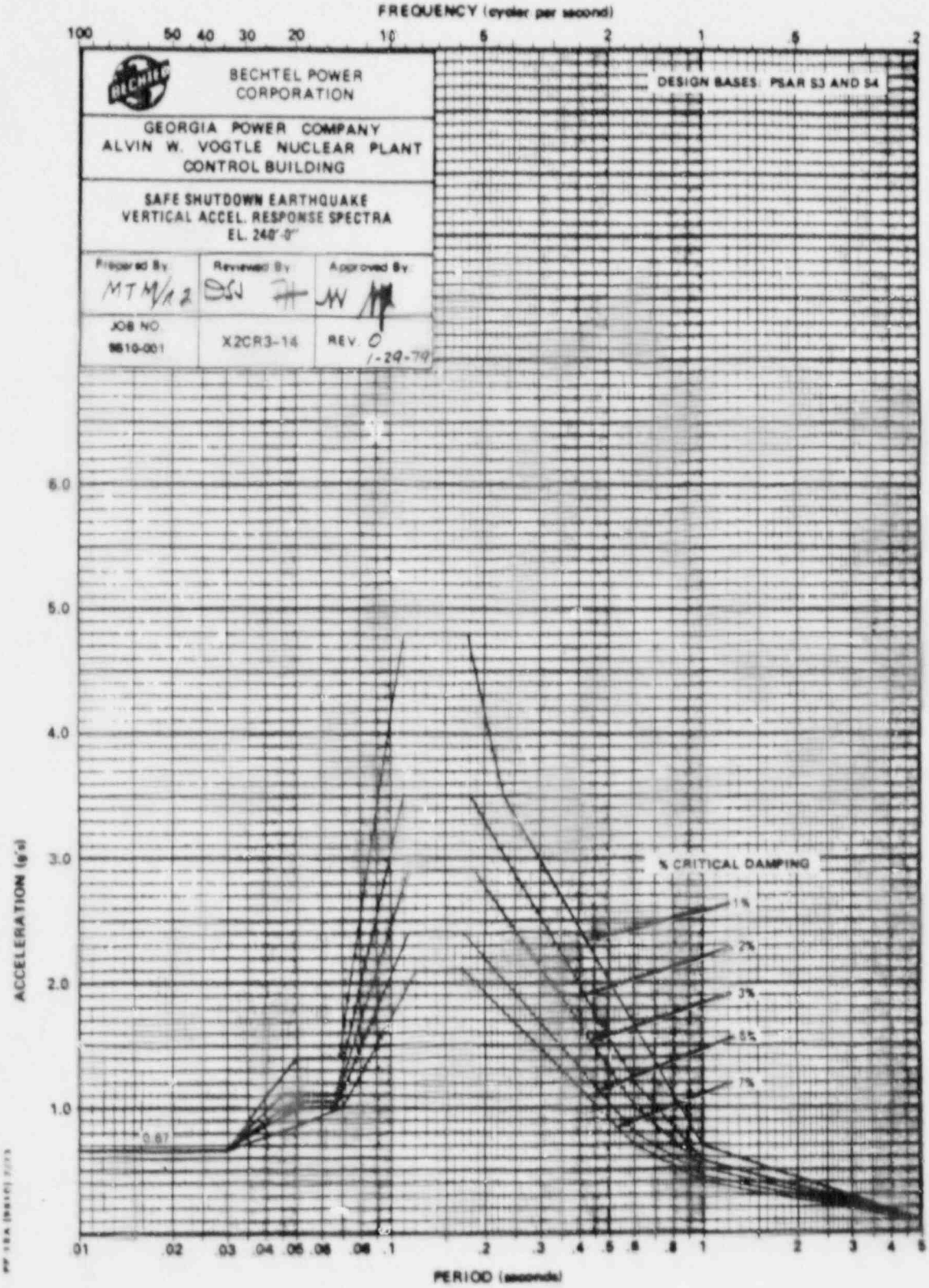
FREQUENCY (cycles per second)
100
50
40
30
20
10
5
2
1
.5
.2
BECHTEL POWER CORPORATION
GEORGIA POWER COMPANY
ALVIN W. VOGTLE NUCLEAR PLANT
CONTROL BUILDING
SAFE SHUTDOWN EARTHQUAKE
VERTICAL ACCEL. RESPONSE SPECTRA
EL. 240'-0"
Prepared By: MTM/12
Reviewed By: DSN
Approved By: JW
JOB NO. 9610-001
X2CR3-14
REV. 0
1-29-79
DESIGN BASES: PSAR S3 AND S4
% CRITICAL DAMPING
1%
2%
3%
5%
7%
0.67
ACCELERATION (g's)
6.0
5.0
4.0
3.0
2.0
1.0
.01
.02
.03
.04
.05
.06
.08
.1
.2
.3
.4
.5
.6
.8
1
2
3
4
5
PERIOD (seconds)

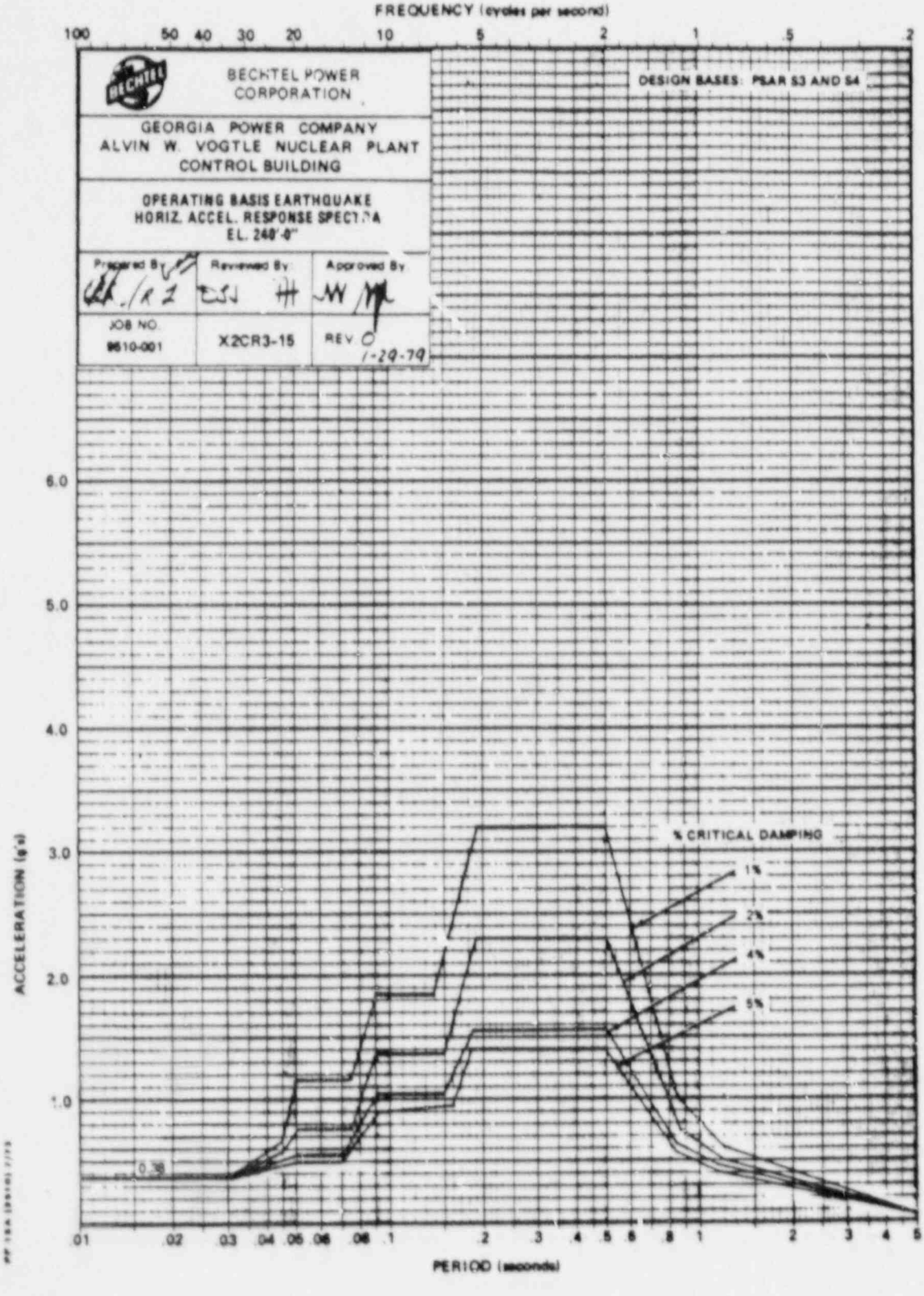
FREQUENCY (cycles per second)
100
50
40
30
20
10
5
2
1
.5
.2
BECHTEL POWER CORPORATION
DESIGN BASES: PSAR S3 AND S4
GEORGIA POWER COMPANY
ALVIN W. VOGTLE NUCLEAR PLANT
CONTROL BUILDING
OPERATING BASIS EARTHQUAKE
HORIZ. ACCEL. RESPONSE SPECTRA
EL. 240'-0"
Prepared By
Reviewed By
Approved By
JOB NO.
9610-001
X2CR3-15
REV. 0
1-29-79
6.0
5.0
4.0
3.0
2.0
1.0
ACCELERATION (g's)
% CRITICAL DAMPING
1%
2%
4%
5%
0.36
.01
.02
.03
.04
.05
.06
.08
.1
.2
.3
.4
.5
.6
.8
1
2
3
4
5
PERIOD (seconds)

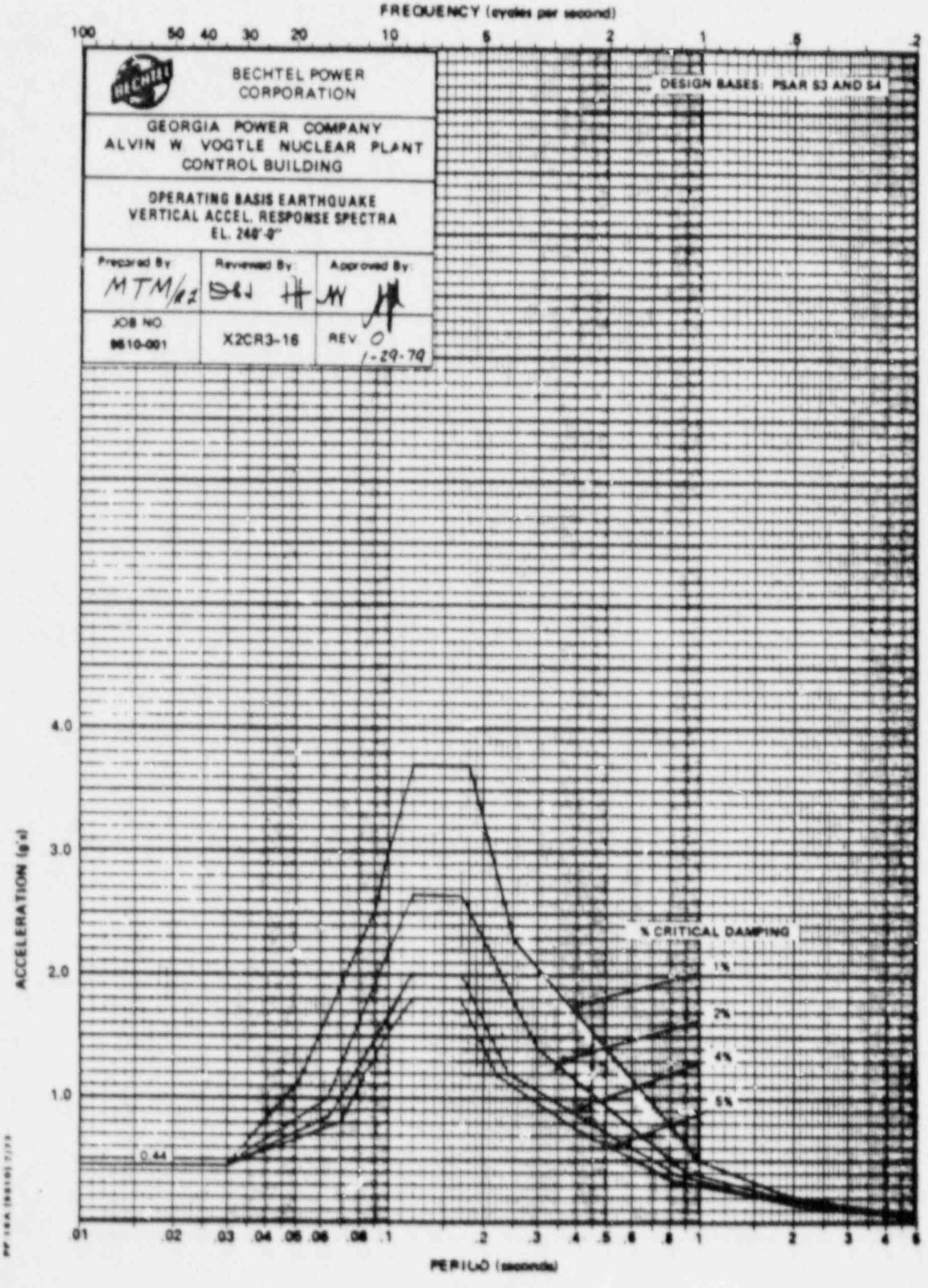
FREQUENCY (cycles per second)
100
50
40
30
20
10
5
2
1
.5
.2
BECHTEL POWER CORPORATION
GEORGIA POWER COMPANY
ALVIN W. VOGTLE NUCLEAR PLANT
CONTROL BUILDING
OPERATING BASIS EARTHQUAKE
VERTICAL ACCEL. RESPONSE SPECTRA
EL. 240'-0"
Prepared By
MTM/82
Reviewed By
Approved By
JOB NO.
9610-001
X2CR3-16
REV 0
1-29-79
DESIGN BASES: PSAR S3 AND S4
% CRITICAL DAMPING
1%
2%
4%
5%
0.44
ACCELERATION (g's)
4.0
3.0
2.0
1.0
.01
.02
.03
.04
.05
.06
.08
.1
.2
.3
.4
.5
.6
.8
1
2
3
4
5
PERIOD (seconds)

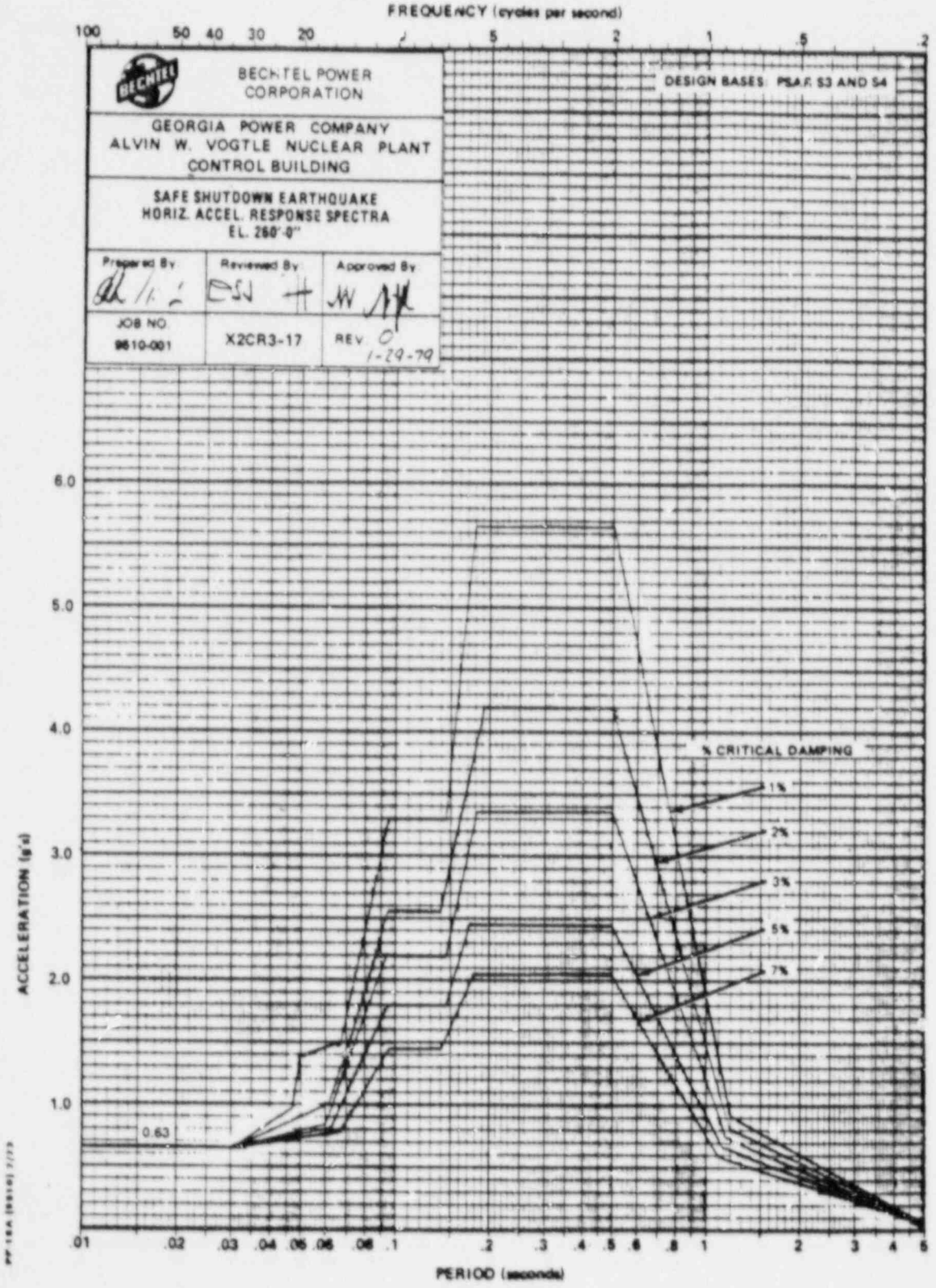
FREQUENCY (cycles per second)
100
50
40
30
20
10
5
2
1
.5
.2
BECHTEL POWER CORPORATION
GEORGIA POWER COMPANY
ALVIN W. VOGTLE NUCLEAR PLANT
CONTROL BUILDING
SAFE SHUTDOWN EARTHQUAKE
HORIZ. ACCEL. RESPONSE SPECTRA
EL. 260'-0"
Prepared By
Reviewed By
Approved By
JOB NO.
9610-001
X2CR3-17
REV. 0
1-29-79
DESIGN BASES: PSAR S3 AND S4
% CRITICAL DAMPING
1%
2%
3%
5%
7%
0.63
ACCELERATION (g's)
6.0
5.0
4.0
3.0
2.0
1.0
.01
.02
.03
.04
.05
.06
.08
.1
.2
.3
.4
.5
.6
.8
1
2
3
4
5
PERIOD (seconds)

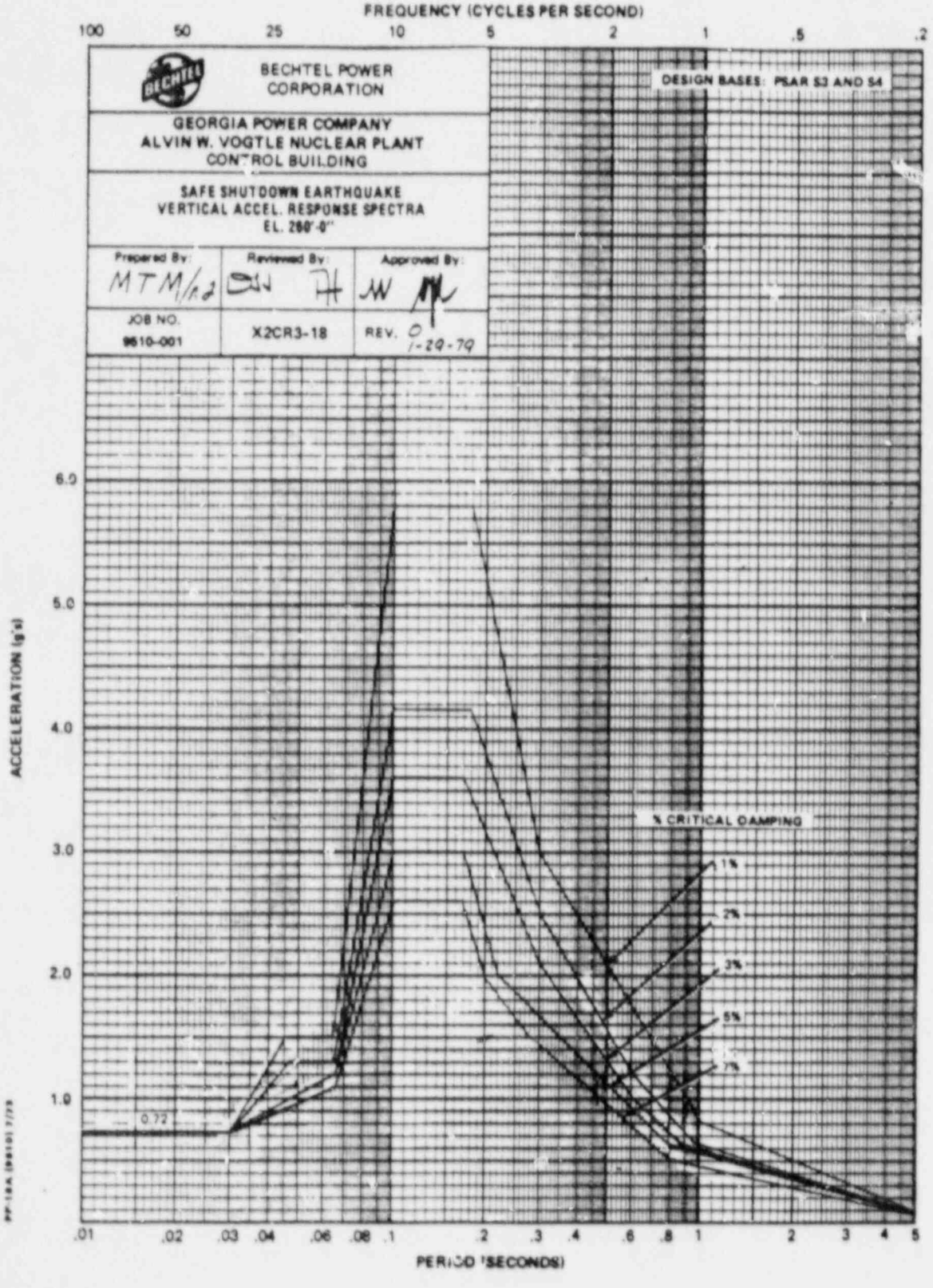
FREQUENCY (CYCLES PER SECOND)
100
50
25
10
5
2
1
.5
.2
BECHTEL POWER CORPORATION
GEORGIA POWER COMPANY
ALVIN W. VOGTLE NUCLEAR PLANT
CONTROL BUILDING
SAFE SHUTDOWN EARTHQUAKE
VERTICAL ACCEL. RESPONSE SPECTRA
EL. 260'-0"
Prepared By:
MTM/rd
Reviewed By:
Approved By:
JOB NO.
9610-001
X2CR3-18
REV. 0
1-29-79
DESIGN BASES: PSAR S3 AND S4
ACCELERATION (g's)
6.0
5.0
4.0
3.0
2.0
1.0
0.72
% CRITICAL DAMPING
1%
2%
3%
5%
7%
.01
.02
.03
.04
.06
.08
.1
.2
.3
.4
.6
.8
1
2
3
4
5
PERIOD (SECONDS)

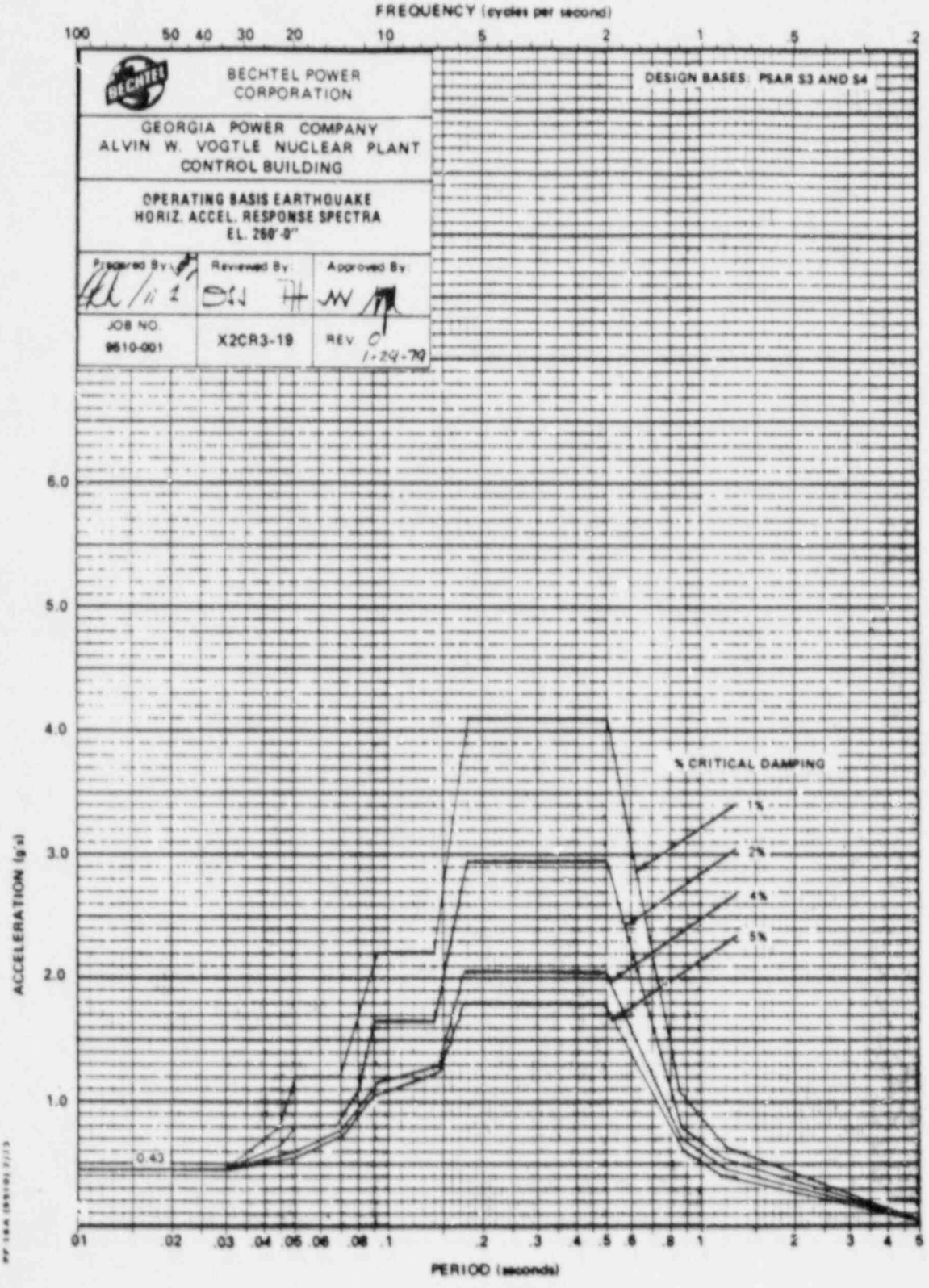
FREQUENCY (cycles per second)
100
50
40
30
20
10
5
2
1
.5
.2
BECHTEL POWER CORPORATION
DESIGN BASES: PSAR S3 AND S4
GEORGIA POWER COMPANY
ALVIN W. VOGTLE NUCLEAR PLANT
CONTROL BUILDING
OPERATING BASIS EARTHQUAKE
HORIZ. ACCEL. RESPONSE SPECTRA
EL. 260'-0"
Prepared By:
Reviewed By:
Approved By:
JOB NO.
9610-001
X2CR3-19
REV. 0
1-24-79
% CRITICAL DAMPING
1%
2%
4%
5%
0.43
ACCELERATION (g's)
6.0
5.0
4.0
3.0
2.0
1.0
.01
.02
.03
.04
.05
.06
.08
.1
.2
.3
.4
.5
.6
.8
1
2
3
4
5
PERIOD (seconds)

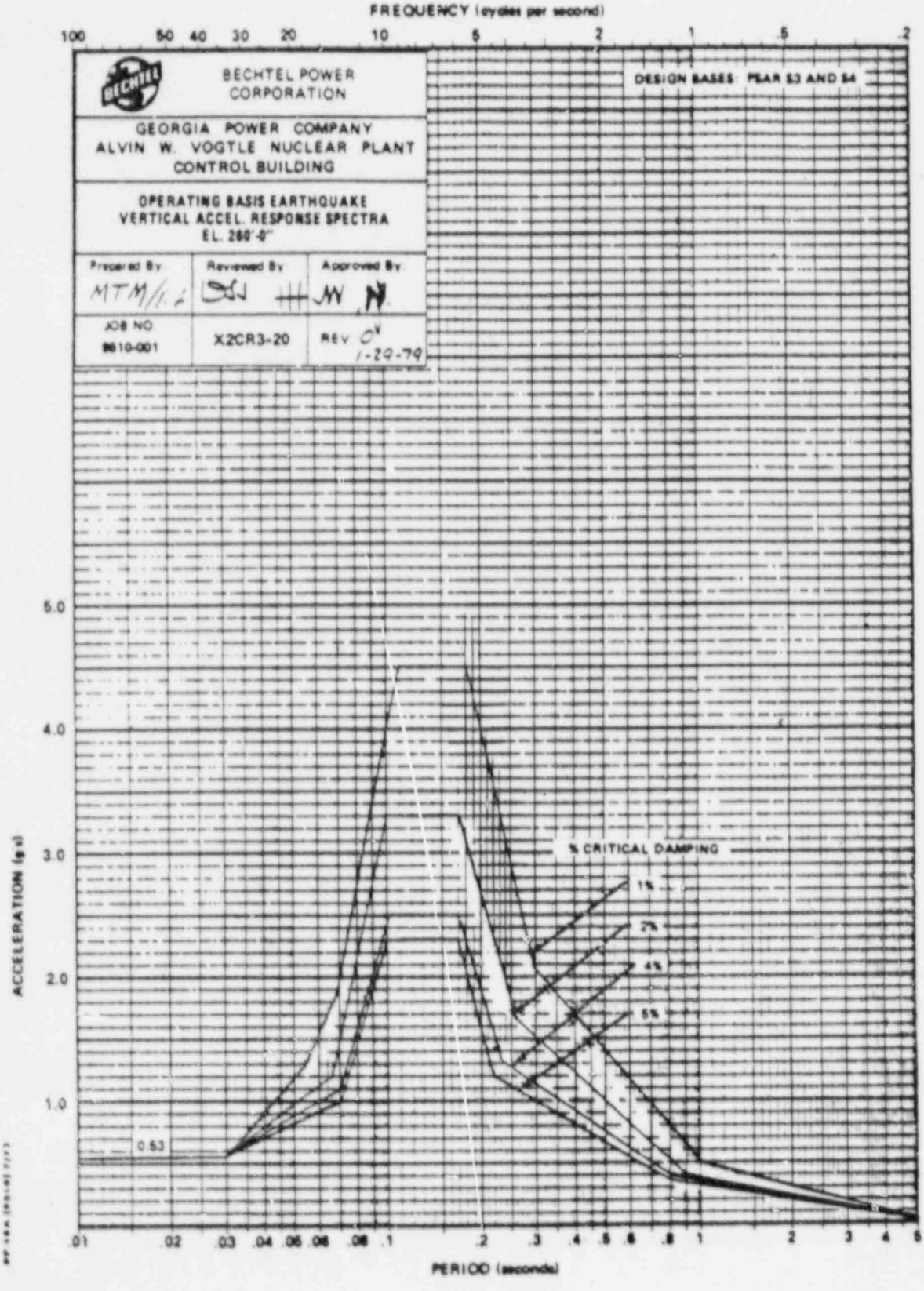
FREQUENCY (cycles per second)
100 50 40 30 20 10 5 2 1 .5 .2
BECHTEL POWER CORPORATION
GEORGIA POWER COMPANY
ALVIN W. VOGTLE NUCLEAR PLANT
CONTROL BUILDING
OPERATING BASIS EARTHQUAKE
VERTICAL ACCEL. RESPONSE SPECTRA
EL. 260'-0"
Prepared By
Reviewed By
Approved By
JOB NO.
9610-001
X2CR3-20
REV 0
1-29-79
DESIGN BASES: PSAR §3 AND §4
% CRITICAL DAMPING
1%
2%
4%
5%
0.53
ACCELERATION (g's)
5.0
4.0
3.0
2.0
1.0
.01 .02 .03 .04 .05 .06 .08 .1 .2 .3 .4 .5 .6 .8 1 2 3 4 5
PERIOD (seconds)

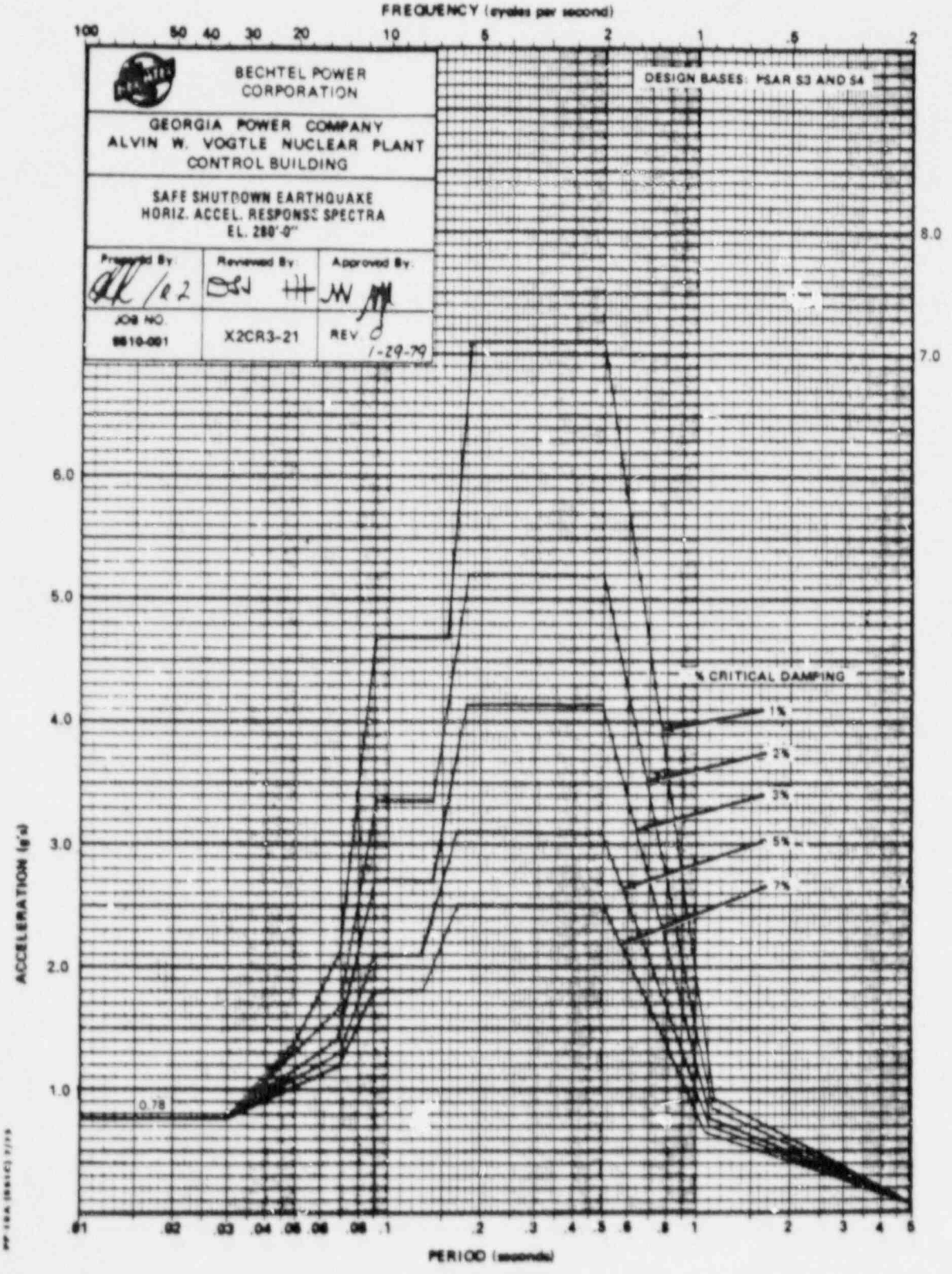
FREQUENCY (cycles per second)
100
50
40
30
20
10
5
2
1
.5
.2
BECHTEL POWER CORPORATION
GEORGIA POWER COMPANY
ALVIN W. VOGTLE NUCLEAR PLANT
CONTROL BUILDING
SAFE SHUTDOWN EARTHQUAKE
HORIZ. ACCEL. RESPONSE SPECTRA
EL. 280'-0"
Prepared By:
Reviewed By:
Approved By:
JOB NO.
9610-001
X2CR3-21
REV
1-29-79
DESIGN BASES: FSAR S3 AND S4
% CRITICAL DAMPING
1%
2%
3%
5%
7%
8.0
7.0
6.0
5.0
4.0
3.0
2.0
1.0
0.78
ACCELERATION (g's)
.01
.02
.03
.04
.06
.08
.1
.2
.3
.4
.5
.6
.8
1
2
3
4
5
PERIOD (seconds)

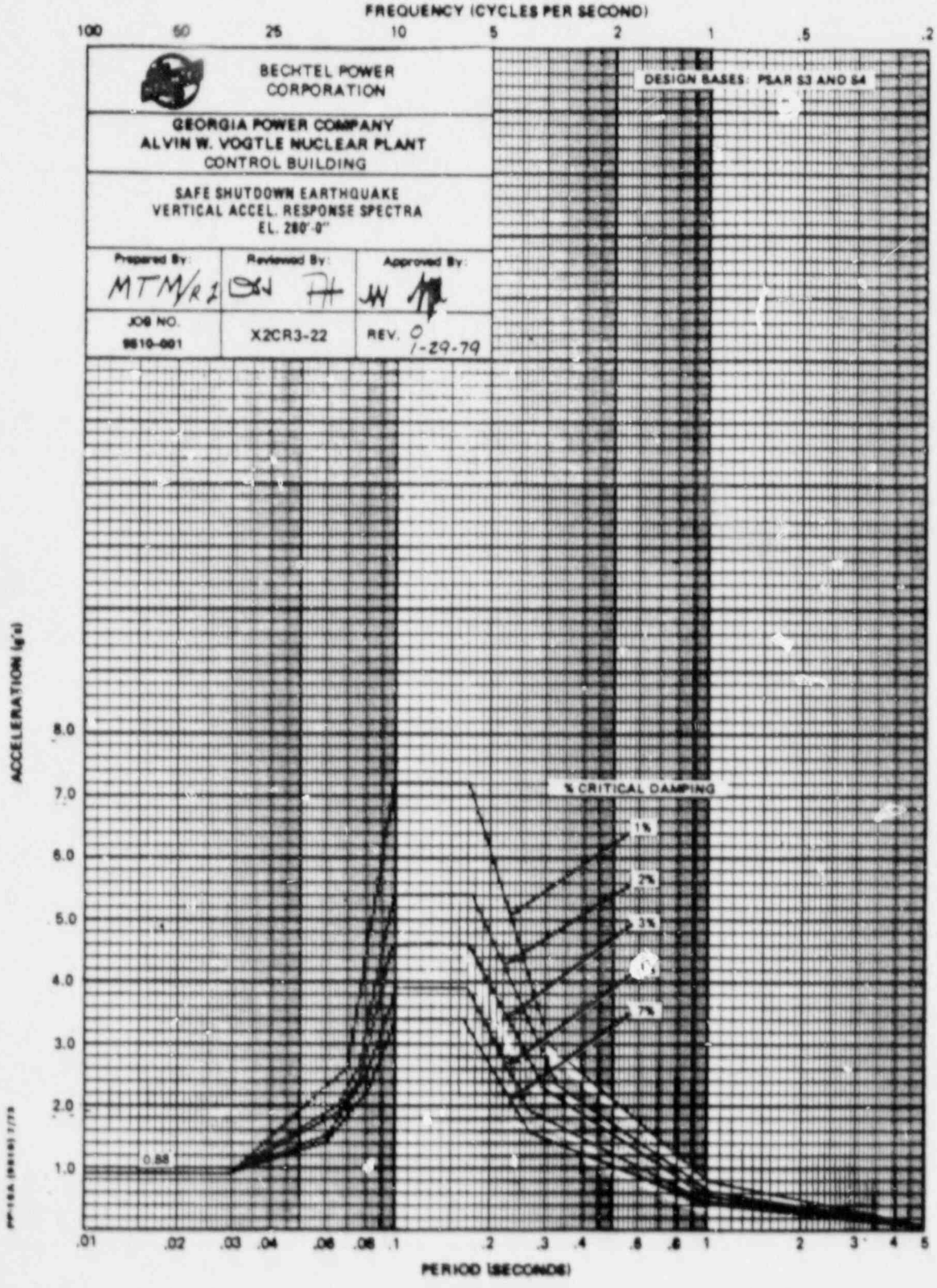
FREQUENCY (CYCLES PER SECOND)
100
50
25
10
5
2
1
.5
.2
BECHTEL POWER CORPORATION
GEORGIA POWER COMPANY
ALVIN W. VOGTLE NUCLEAR PLANT
CONTROL BUILDING
SAFE SHUTDOWN EARTHQUAKE
VERTICAL ACCEL. RESPONSE SPECTRA
EL. 280'-0"
Prepared By:
Reviewed By:
Approved By:
MTM/RJ
JOB NO.
9610-001
X2CR3-22
REV. 0
1-29-79
DESIGN BASES: PSAR S3 AND S4
% CRITICAL DAMPING
1%
2%
3%
5%
7%
0.88
ACCELERATION (g's)
8.0
7.0
6.0
5.0
4.0
3.0
2.0
1.0
.01
.02
.03
.04
.06
.08
.1
.2
.3
.4
.6
.8
1
2
3
4
5
PERIOD (SECONDS)

IMAGE EVALUATION
TEST TARGET (MT-3)



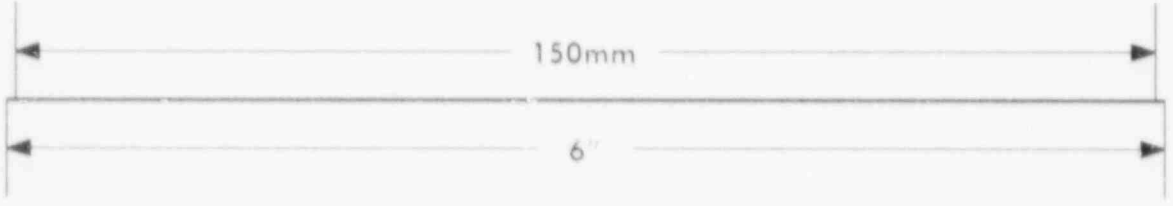

IMAGE EVALUATION
TEST TARGET (MT-3)



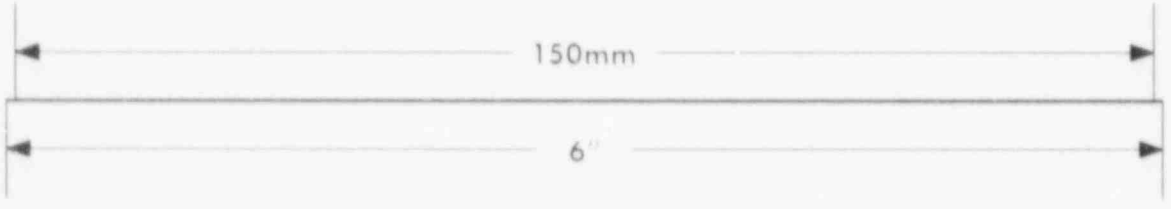

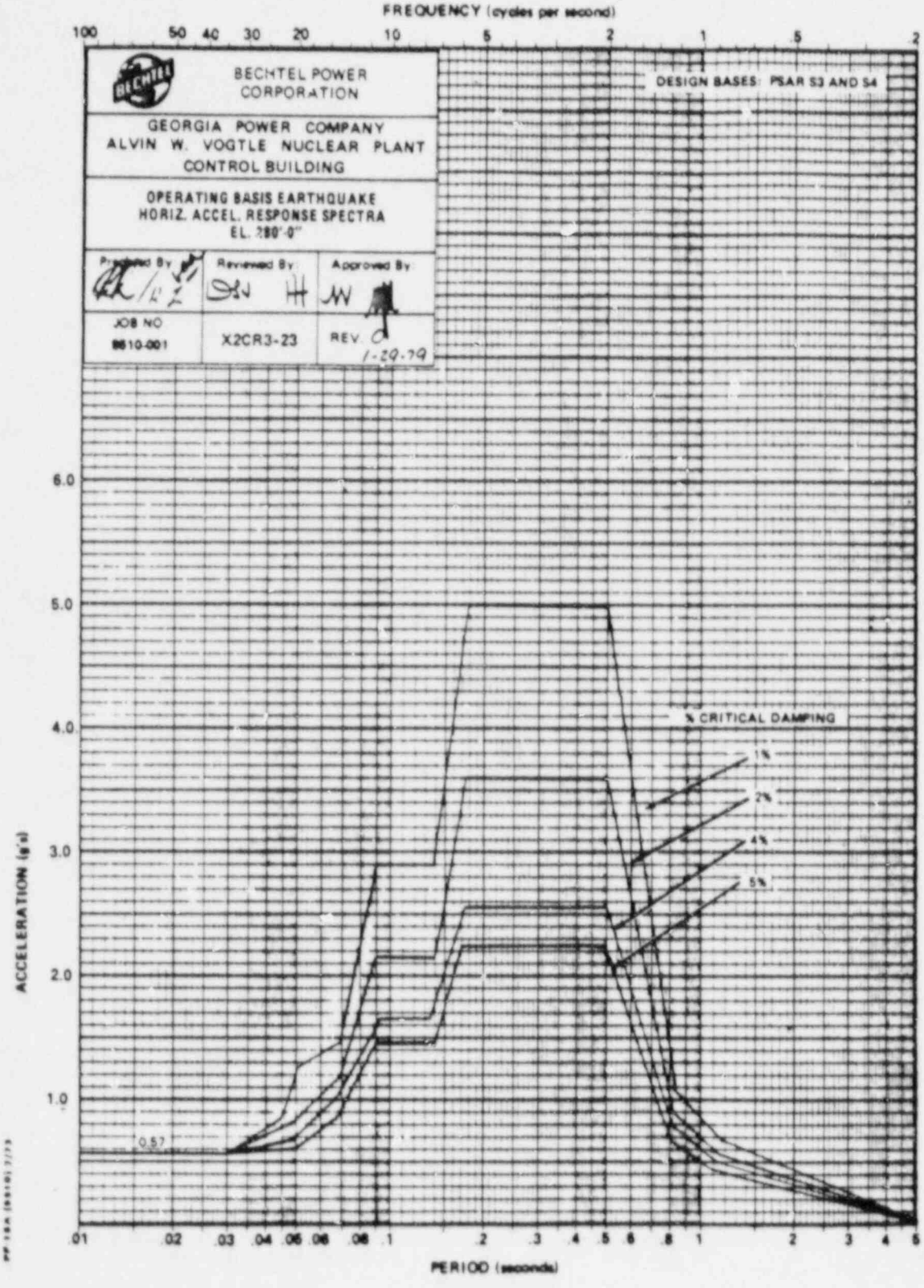
FREQUENCY (cycles per second)
100 50 40 30 20 10 5 2 1 .5 .2
BECHTEL POWER CORPORATION
GEORGIA POWER COMPANY
ALVIN W. VOGTLE NUCLEAR PLANT
CONTROL BUILDING
OPERATING BASIS EARTHQUAKE
HORIZ. ACCEL. RESPONSE SPECTRA
EL. 280'-0"
Prepared By
Reviewed By
Approved By
JOB NO
8610-001
X2CR3-23
REV. C
1-29-79
DESIGN BASES: PSAR S3 AND S4
% CRITICAL DAMPING
1%
2%
4%
5%
ACCELERATION (g's)
6.0
5.0
4.0
3.0
2.0
1.0
0.57
.01 .02 .03 .04 .05 .06 .08 .1 .2 .3 .4 .5 .6 .8 1 2 3 4 5
PERIOD (seconds)

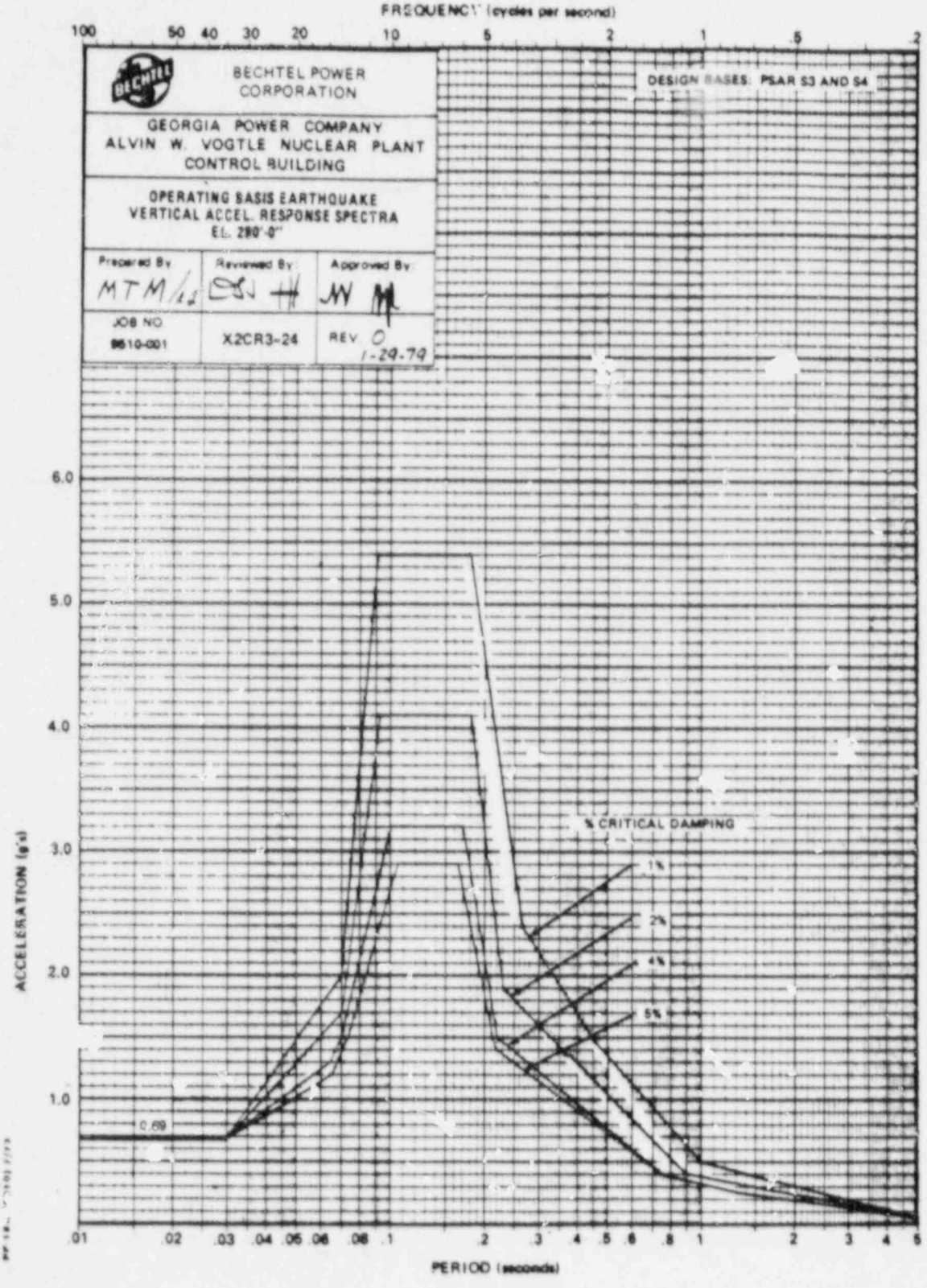
FREQUENCY (cycles per second)
100 50 40 30 20 10 5 2 1 .5 .2
BECHTEL POWER CORPORATION
GEORGIA POWER COMPANY
ALVIN W. VOGTLE NUCLEAR PLANT
CONTROL BUILDING
OPERATING BASIS EARTHQUAKE
VERTICAL ACCEL. RESPONSE SPECTRA
EL. 280'-0"
Prepared By: MTM
Reviewed By:
Approved By:
JOB NO. 9610-001
X2CR3-24
REV. 0
1-29-79
DESIGN BASES: PSAR S3 AND S4
% CRITICAL DAMPING
1%
2%
4%
5%
0.69
ACCELERATION (g's)
6.0
5.0
4.0
3.0
2.0
1.0
.01 .02 .03 .04 .05 .06 .08 .1 .2 .3 .4 .5 .6 .8 1 2 3 4 5
PERIOD (seconds)

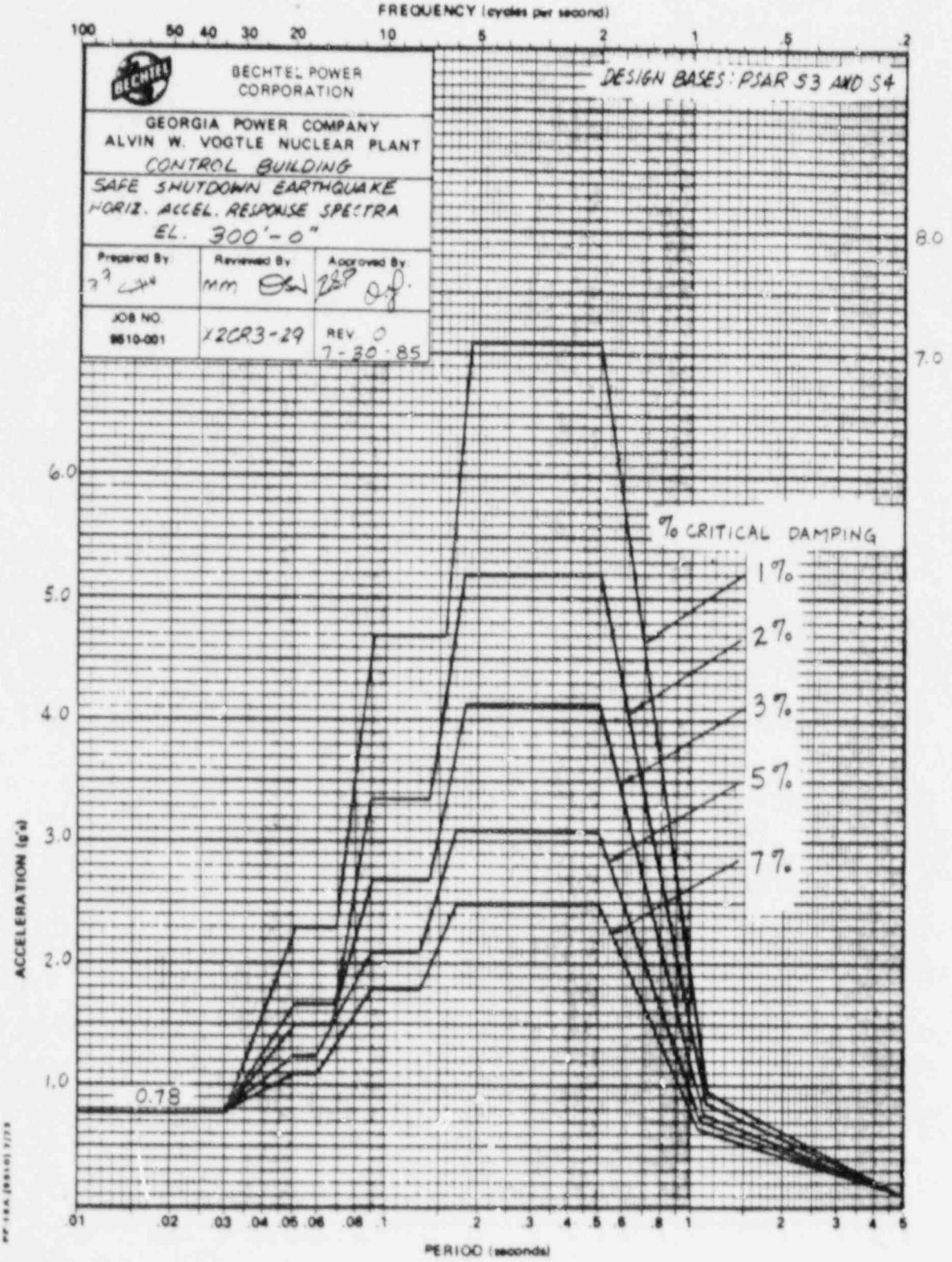
FREQUENCY (cycles per second)
100 50 40 30 20 10 5 2 1 .5 .2
BECHTEL POWER CORPORATION
GEORGIA POWER COMPANY
ALVIN W. VOGTLE NUCLEAR PLANT
CONTROL BUILDING
SAFE SHUTDOWN EARTHQUAKE
HORIZ. ACCEL. RESPONSE SPECTRA
EL. 300'-0"
Prepared By
Reviewed By
Approved By
JOB NO. 9610-001
X2CR3-29
REV 0
7-30-85
DESIGN BASES: PSAR S3 AND S4
8.0
7.0
6.0
5.0
4.0
3.0
2.0
1.0
% CRITICAL DAMPING
1%
2%
3%
5%
7%
0.78
ACCELERATION (g's)
.01 .02 .03 .04 .05 .06 .08 .1 .2 .3 .4 .5 .6 .8 1 2 3 4 5
PERIOD (seconds)

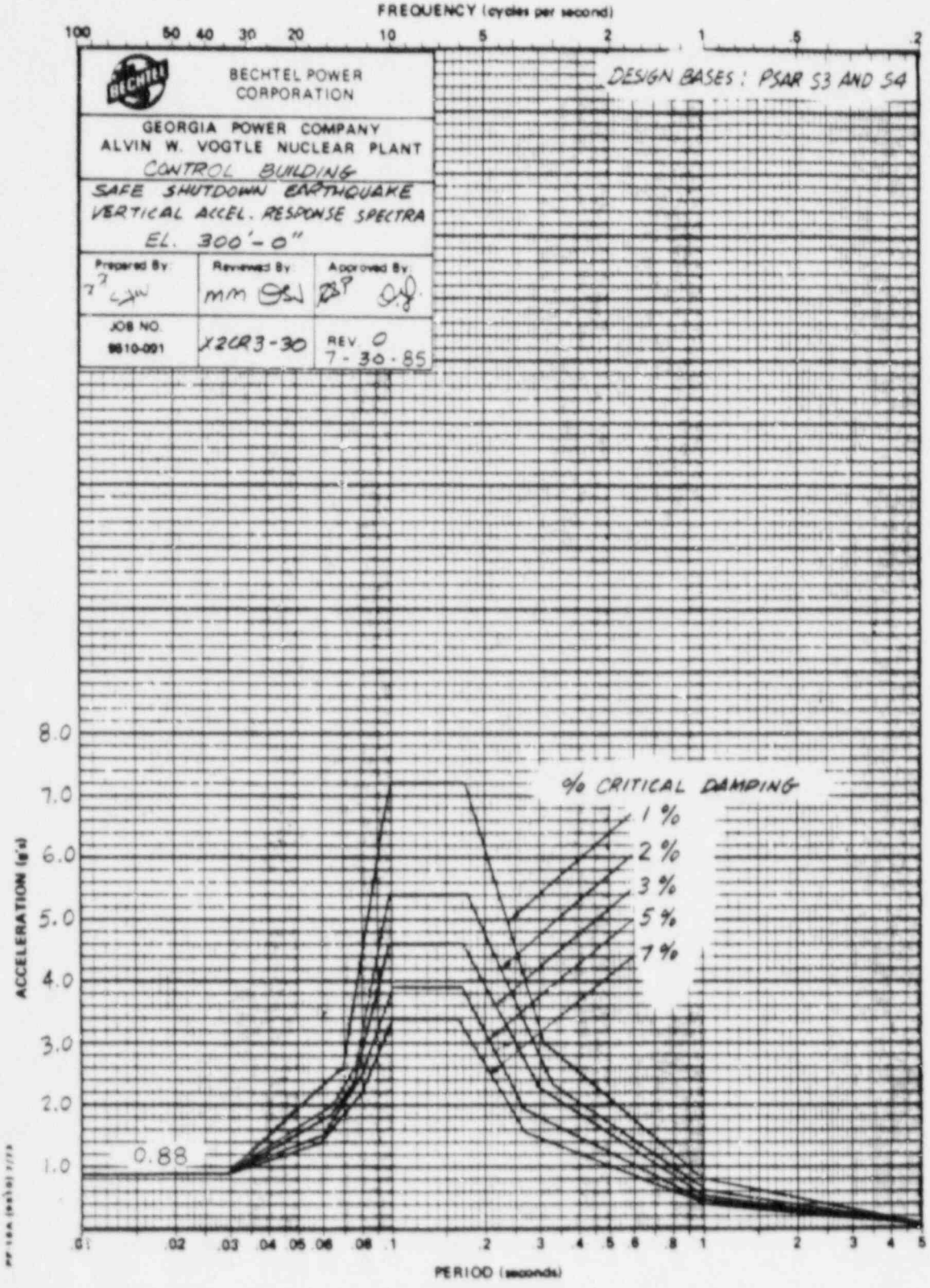
FREQUENCY (cycles per second)
100 50 40 30 20 10 5 2 1 .5 .2
BECHTEL POWER CORPORATION
DESIGN BASES: PSAR S3 AND S4
GEORGIA POWER COMPANY
ALVIN W. VOGTLE NUCLEAR PLANT
CONTROL BUILDING
SAFE SHUTDOWN EARTHQUAKE
VERTICAL ACCEL. RESPONSE SPECTRA
EL. 300'-0"
Prepared By:
Reviewed By:
Approved By:
JOB NO. 9610-091
X2CR3-30
REV. 0
7-30-85
% CRITICAL DAMPING
1 %
2 %
3 %
5 %
7 %
0.88
ACCELERATION (g's)
8.0
7.0
6.0
5.0
4.0
3.0
2.0
1.0
.01 .02 .03 .04 .05 .06 .08 .1 .2 3 4 .5 .6 .8 1 2 3 4 5
PERIOD (seconds)

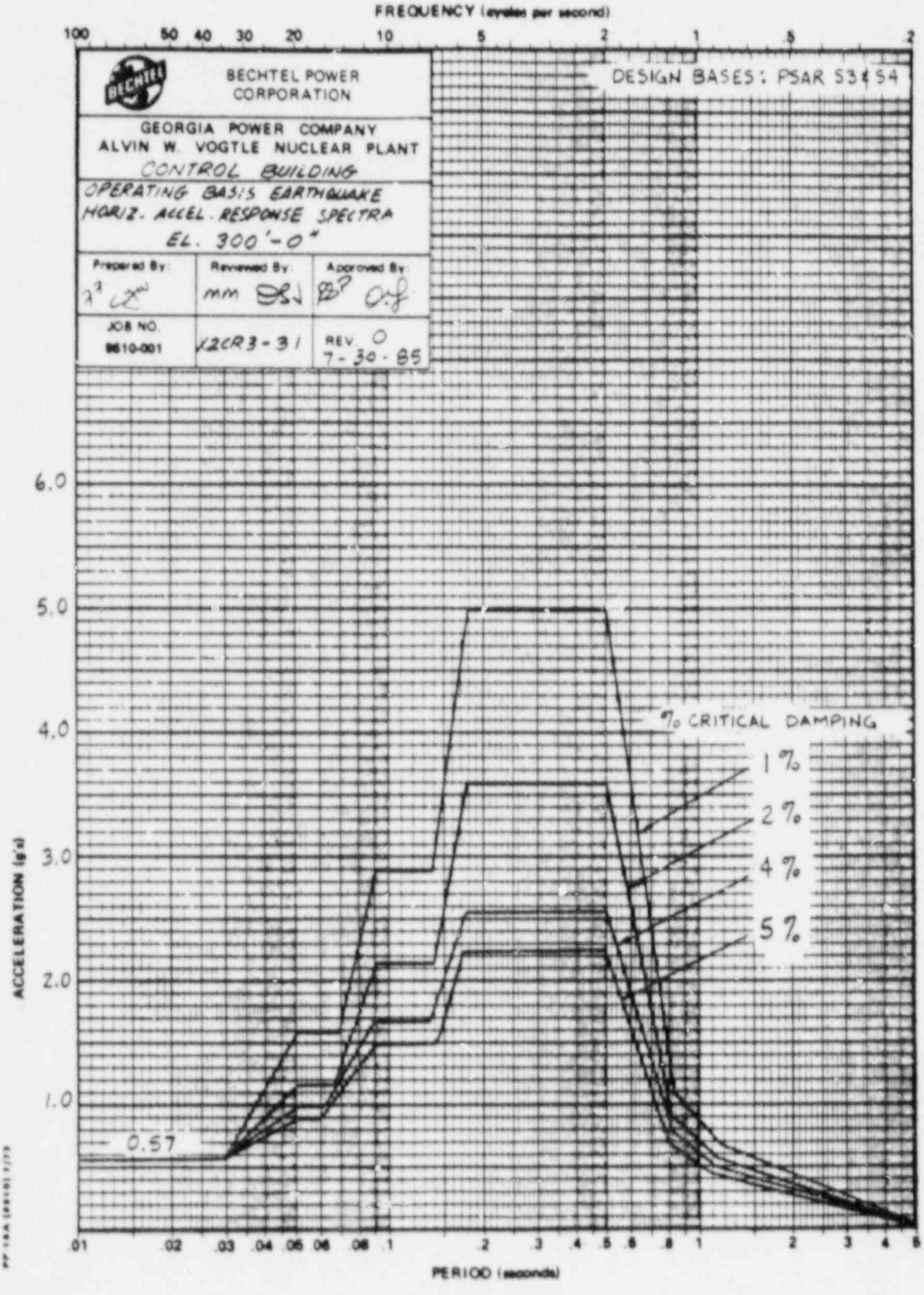
FREQUENCY (cycles per second)
100 50 40 30 20 10 5 2 1 .5 .2
BECHTEL POWER CORPORATION
GEORGIA POWER COMPANY
ALVIN W. VOGTLE NUCLEAR PLANT
CONTROL BUILDING
OPERATING BASIS EARTHQUAKE
HORIZ. ACCEL. RESPONSE SPECTRA
EL. 300'-0"
Prepared By:
Reviewed By:
Approved By:
JOB NO. 9610-001
X2CR3-31
REV. 0
7-30-85
DESIGN BASES: PSAR 3.7 & 5.4
% CRITICAL DAMPING
1%
2%
4%
5%
ACCELERATION (g's)
6.0
5.0
4.0
3.0
2.0
1.0
0.57
.01 .02 .03 .04 .05 .06 .08 .1 .2 .3 .4 .5 .6 .8 1 2 3 4 5
PERIOD (seconds)

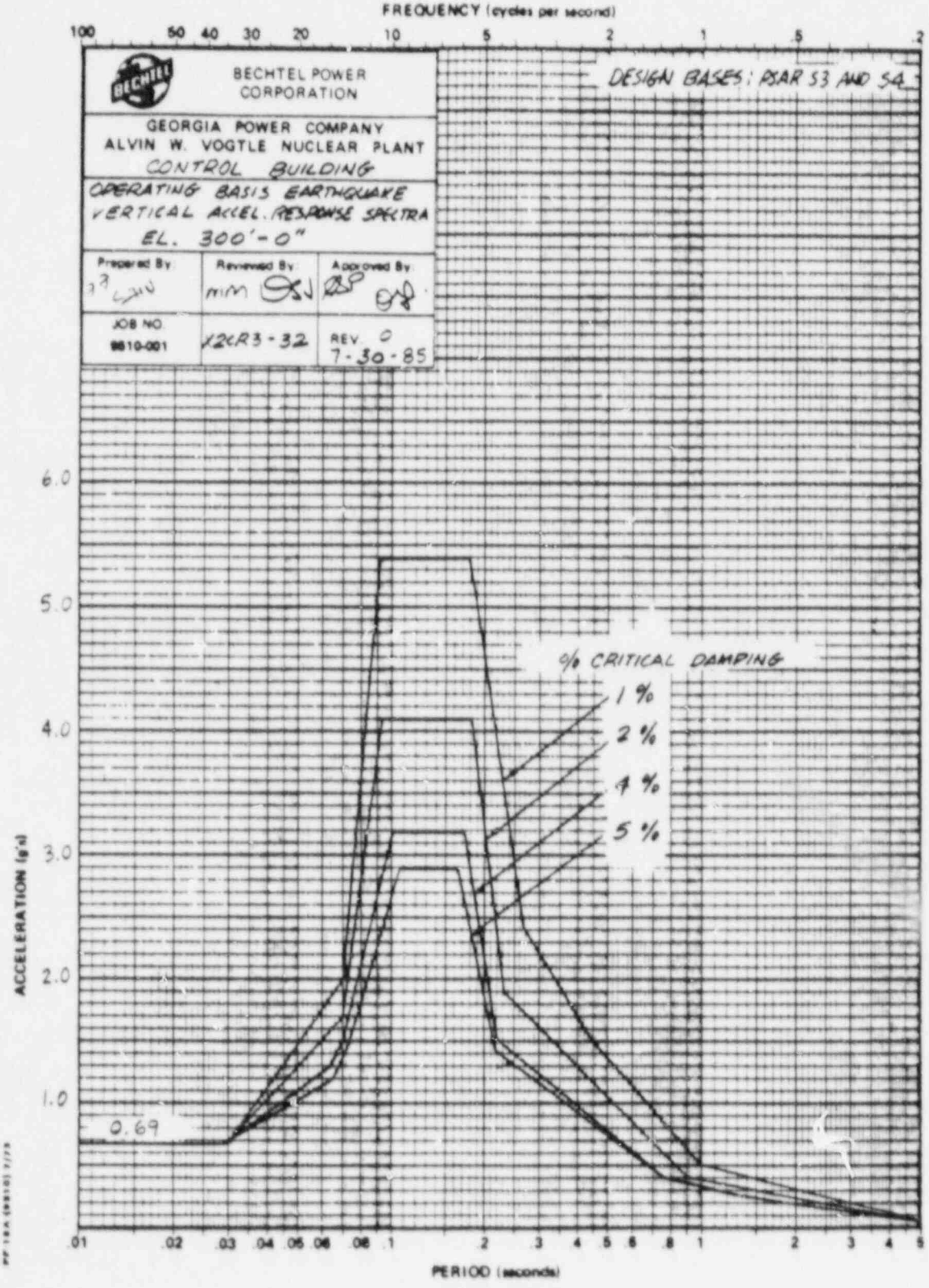
FREQUENCY (cycles per second)
100 50 40 30 20 10 5 2 1 .5 .2
BECHTEL POWER CORPORATION
DESIGN BASES: PSAR S3 AND S4
GEORGIA POWER COMPANY
ALVIN W. VOGTLE NUCLEAR PLANT
CONTROL BUILDING
OPERATING BASIS EARTHQUAKE
VERTICAL ACCEL. RESPONSE SPECTRA
EL. 300'-0"
Prepared By:
Reviewed By:
Approved By:
JOB NO. 9810-001
X2CR3-32
REV. 0
7-30-85
% CRITICAL DAMPING
1 %
2 %
4 %
5 %
0.69
ACCELERATION (g's)
6.0
5.0
4.0
3.0
2.0
1.0
.01 .02 .03 .04 .05 .06 .08 .1 .2 .3 .4 .5 .6 .8 1 2 3 4 5
PERIOD (seconds)

C.4 FUEL HANDLING BUILDING

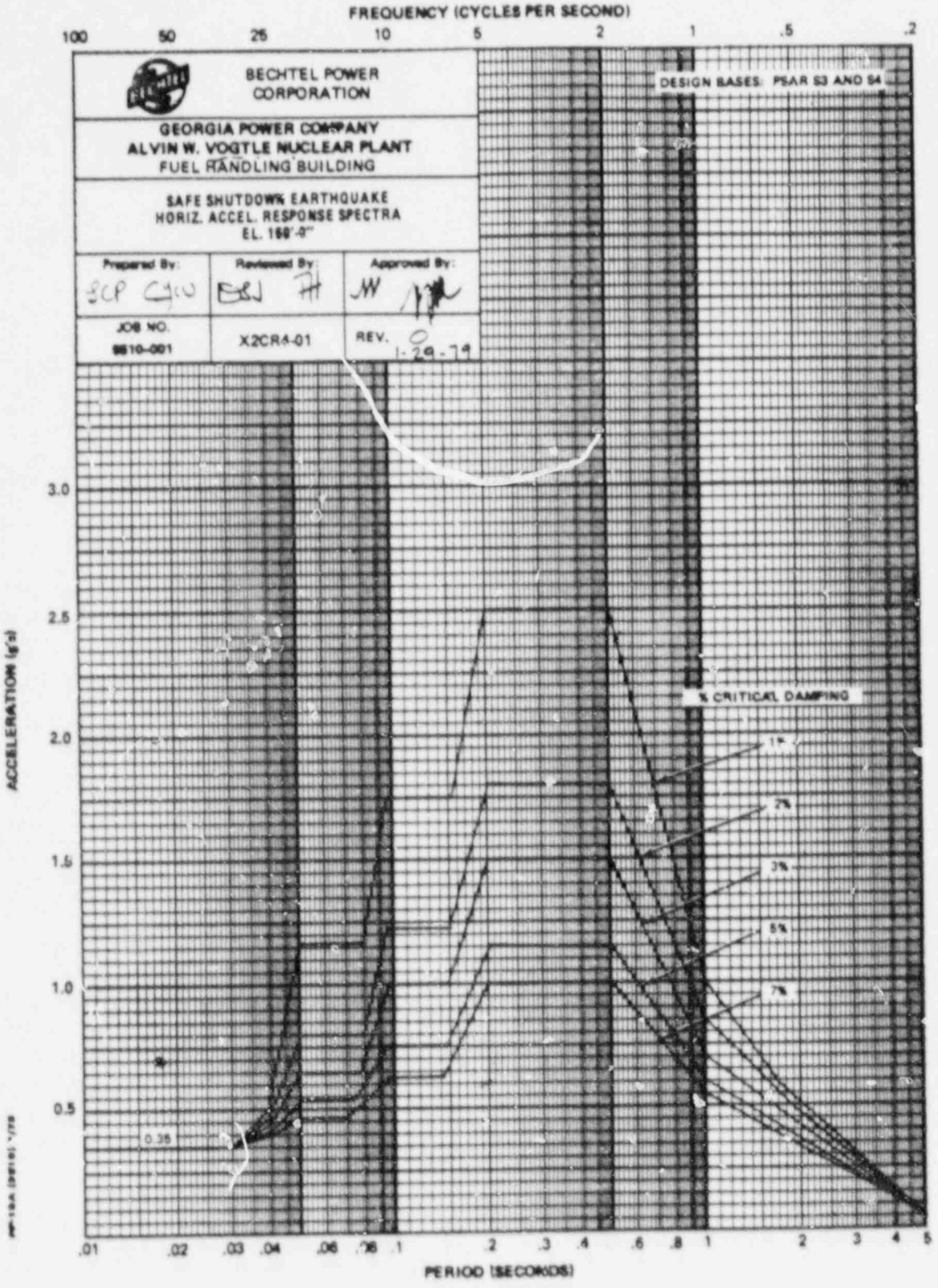
FREQUENCY (CYCLES PER SECOND)
100
50
25
10
5
2
1
.5
.2
BECHTEL POWER CORPORATION
GEORGIA POWER COMPANY
ALVIN W. VOGTLE NUCLEAR PLANT
FUEL HANDLING BUILDING
SAFE SHUTDOWN EARTHQUAKE
HORIZ. ACCEL. RESPONSE SPECTRA
EL. 160'-8"
Prepared By:
Reviewed By:
Approved By:
JOB NO.
9610-001
X2CR4-01
REV. 0
1-29-79
DESIGN BASES: PSAR S3 AND S4
% CRITICAL DAMPING
1%
2%
3%
5%
7%
0.35
ACCELERATION (g's)
3.0
2.5
2.0
1.5
1.0
0.5
.01
.02
.03
.04
.06
.08
.1
.2
.3
.4
.6
.8
1
2
3
4
5
PERIOD (SECONDS)

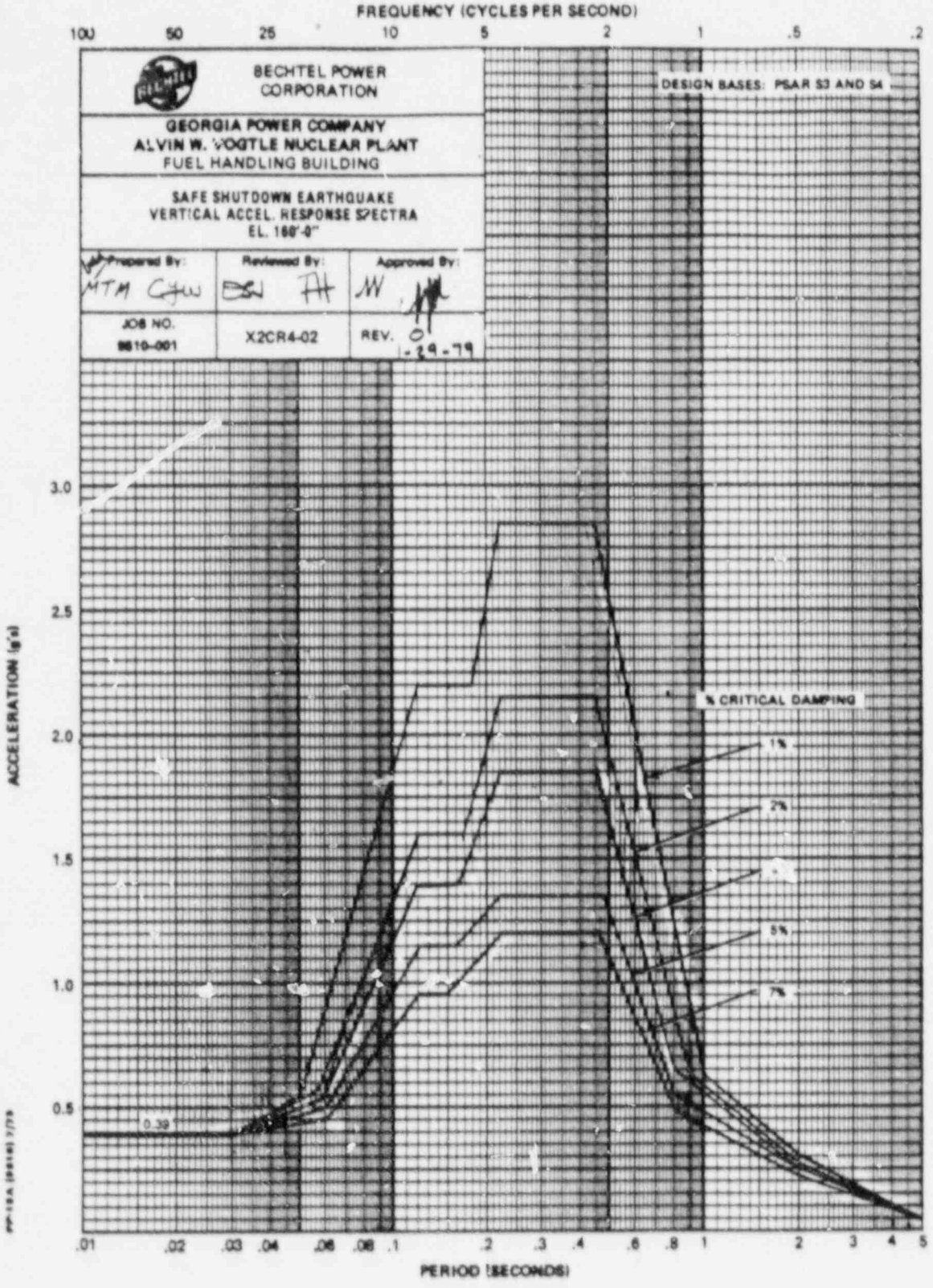
FREQUENCY (CYCLES PER SECOND)
100
50
25
10
5
2
1
.5
.2
BECHTEL POWER CORPORATION
DESIGN BASES: PSAR S3 AND S4
GEORGIA POWER COMPANY
ALVIN W. VOGTLE NUCLEAR PLANT
FUEL HANDLING BUILDING
SAFE SHUTDOWN EARTHQUAKE
VERTICAL ACCEL. RESPONSE SPECTRA
EL. 160'-0"
Prepared By:
Reviewed By:
Approved By:
JOB NO.
9610-001
X2CR4-02
REV. 0
1-29-79
% CRITICAL DAMPING
1%
2%
5%
7%
0.39
ACCELERATION (g's)
3.0
2.5
2.0
1.5
1.0
0.5
.01
.02
.03
.04
.06
.08
.1
.2
.3
.4
.6
.8
1
2
3
4
5
PERIOD (SECONDS)

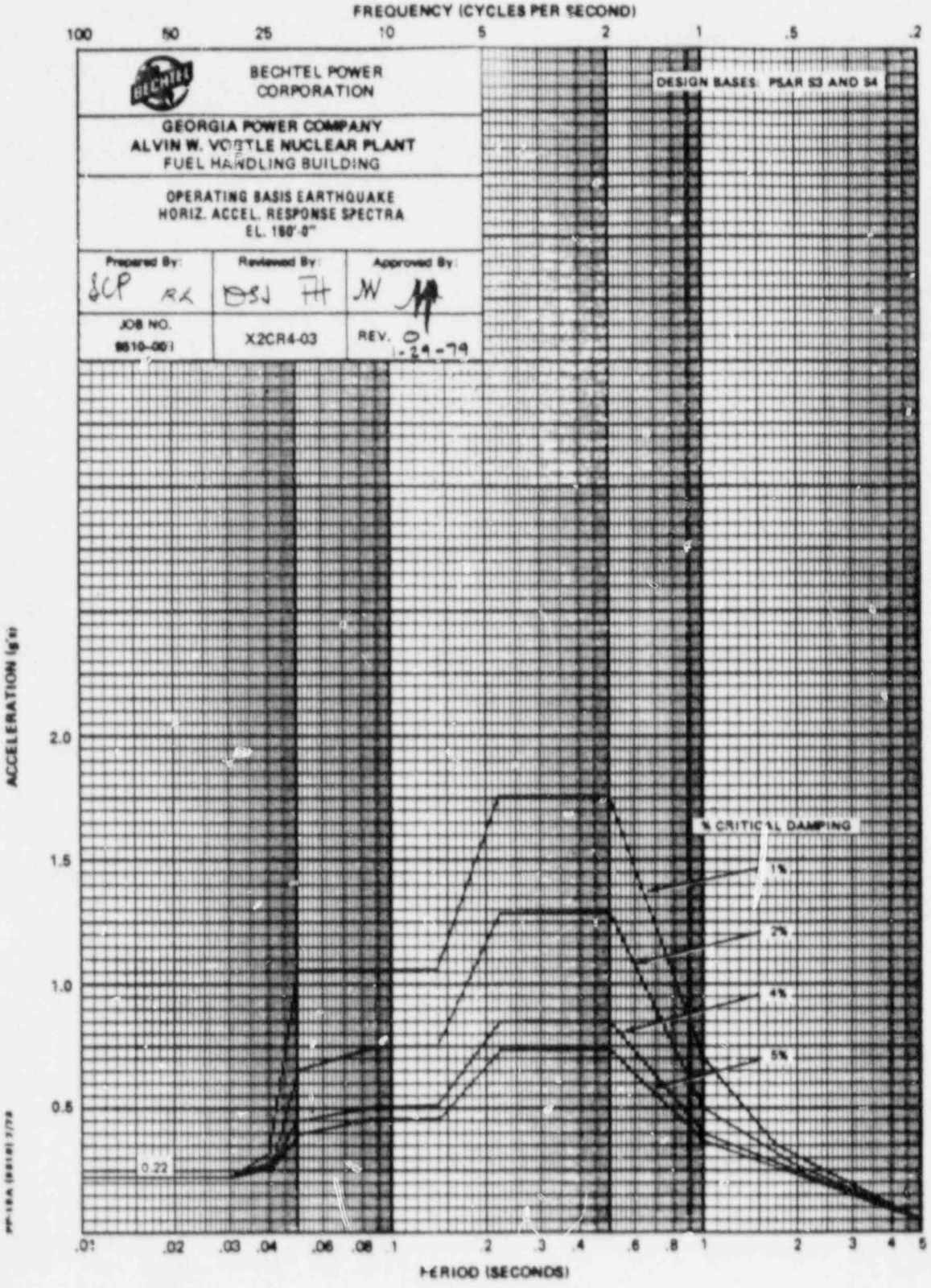
FREQUENCY (CYCLES PER SECOND)
100
50
25
10
5
2
1
.5
.2
BECHTEL POWER CORPORATION
DESIGN BASES: PSAR S3 AND S4
GEORGIA POWER COMPANY
ALVIN W. VOGTLE NUCLEAR PLANT
FUEL HANDLING BUILDING
OPERATING BASIS EARTHQUAKE
HORIZ. ACCEL. RESPONSE SPECTRA
EL. 180'-0"
Prepared By:
Reviewed By:
Approved By:
JOB NO.
9610-001
X2CR4-03
REV. 0
1-29-79
ACCELERATION (g's)
2.0
1.5
1.0
0.5
% CRITICAL DAMPING
1%
2%
4%
5%
0.22
.01
.02
.03
.04
.06
.08
.1
.2
.3
.4
.6
.8
1
2
3
4
5
PERIOD (SECONDS)

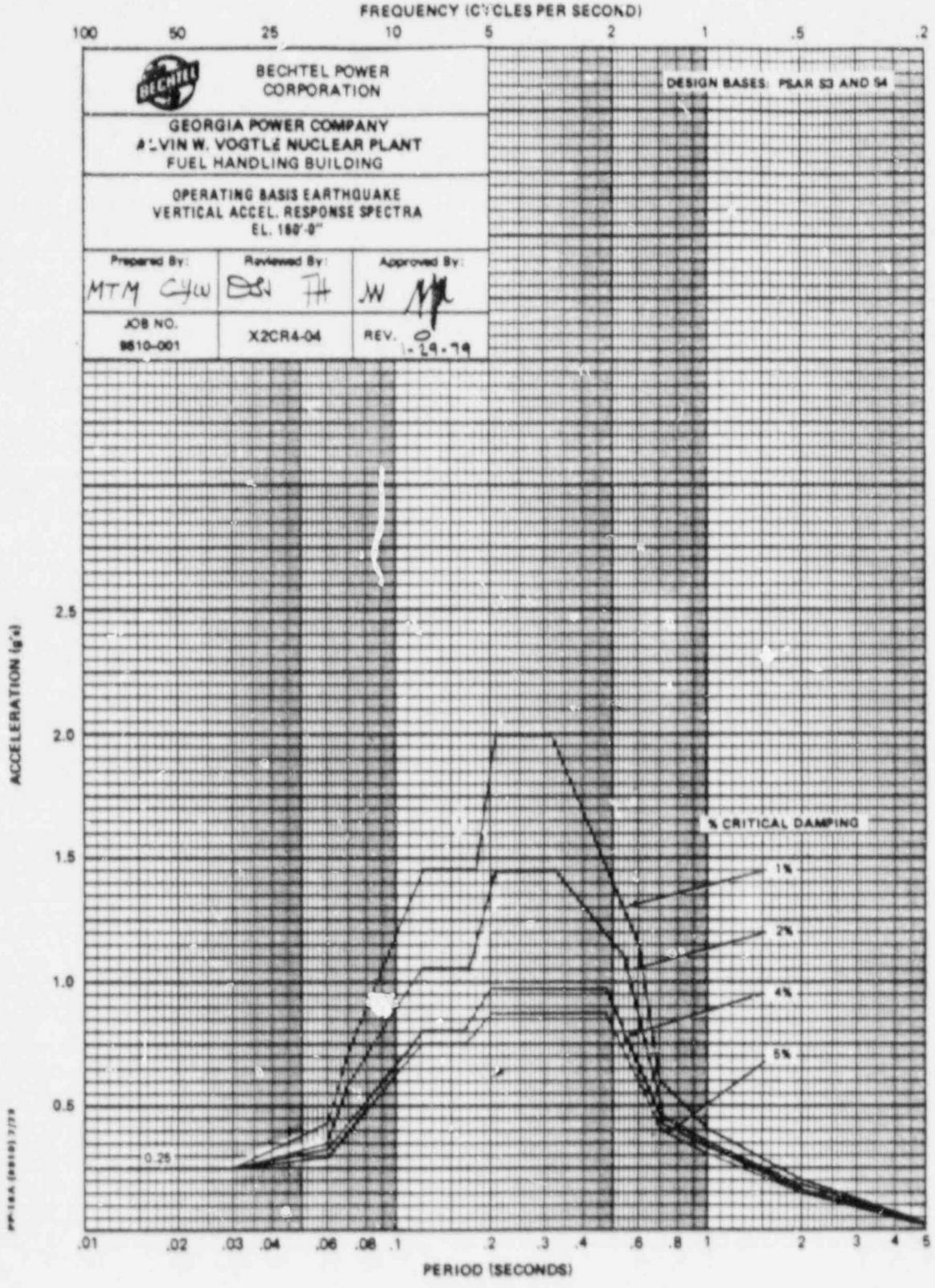
BECHTEL POWER CORPORATION
GEORGIA POWER COMPANY
ALVIN W. VOGTLE NUCLEAR PLANT
FUEL HANDLING BUILDING
OPERATING BASIS EARTHQUAKE
VERTICAL ACCEL. RESPONSE SPECTRA
EL. 160'-0"
Prepared By: MTM CHW
Reviewed By: DSN TH
Approved By: JW
JOB NO. 9610-001
X2CR4-04
REV. 0 1-29-79
DESIGN BASES: PSAR S3 AND S4
FREQUENCY (CYCLES PER SECOND)
100 50 25 10 5 2 1 .5 .2
ACCELERATION (g's)
2.5 2.0 1.5 1.0 0.5 0.25
% CRITICAL DAMPING
1%
2%
4%
5%
.01 .02 .03 .04 .06 .08 .1 .2 .3 .4 .6 .8 1 2 3 4 5
PERIOD (SECONDS)

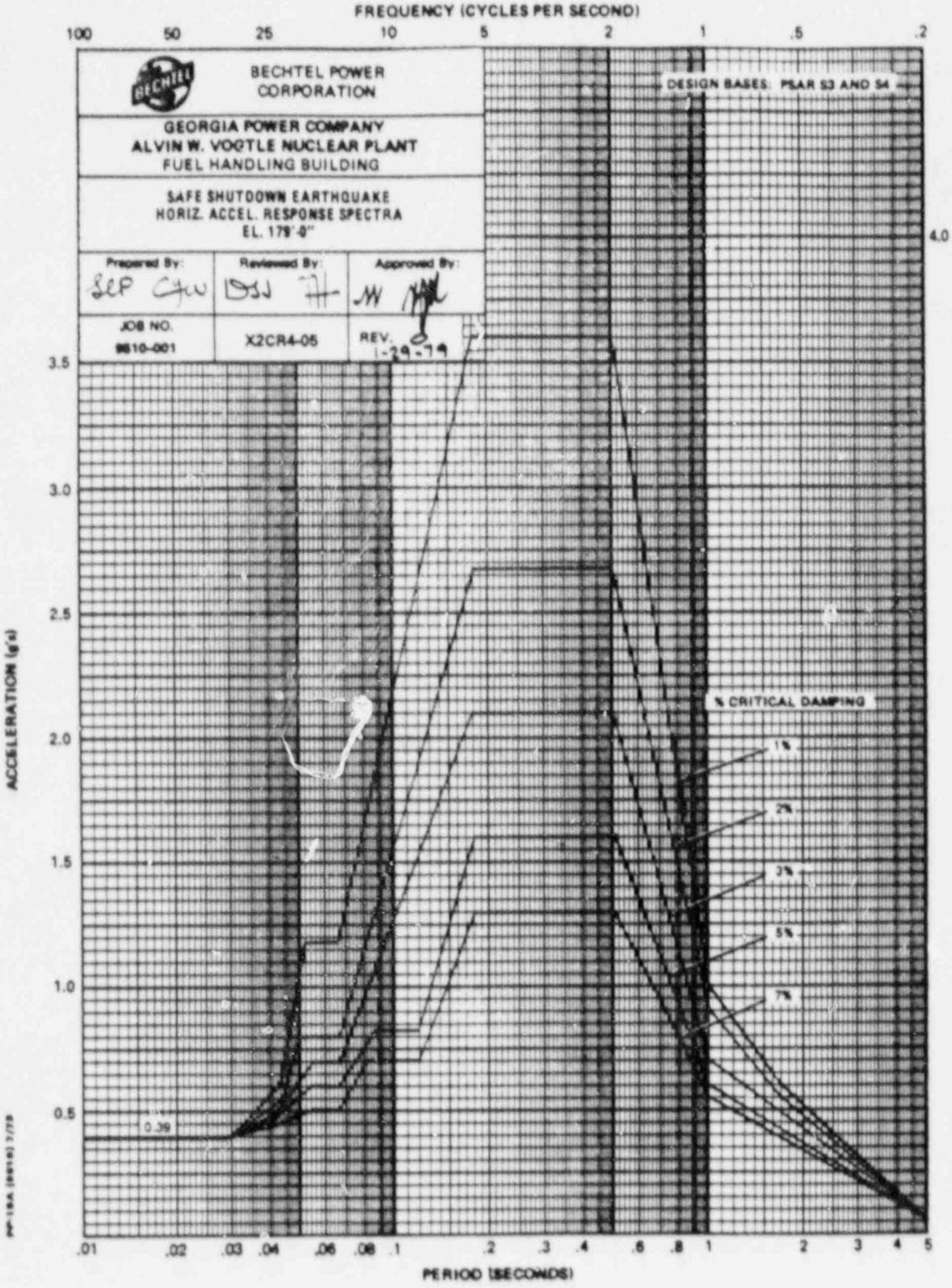
FREQUENCY (CYCLES PER SECOND)
100
50
25
10
5
2
1
.5
.2
BECHTEL POWER CORPORATION
GEORGIA POWER COMPANY
ALVIN W. VOGTLE NUCLEAR PLANT
FUEL HANDLING BUILDING
SAFE SHUTDOWN EARTHQUAKE
HORIZ. ACCEL. RESPONSE SPECTRA
EL. 179'-0"
Prepared By:
Reviewed By:
Approved By:
JOB NO.
9610-001
X2CR4-05
REV.
1-29-79
DESIGN BASES: PSAR S3 AND S4
4.0
3.5
3.0
2.5
2.0
1.5
1.0
0.5
ACCELERATION (g's)
% CRITICAL DAMPING
1%
2%
3%
5%
7%
0.39
.01
.02
.03
.04
.06
.08
.1
.2
.3
.4
.6
.8
1
2
3
4
5
PERIOD (SECONDS)

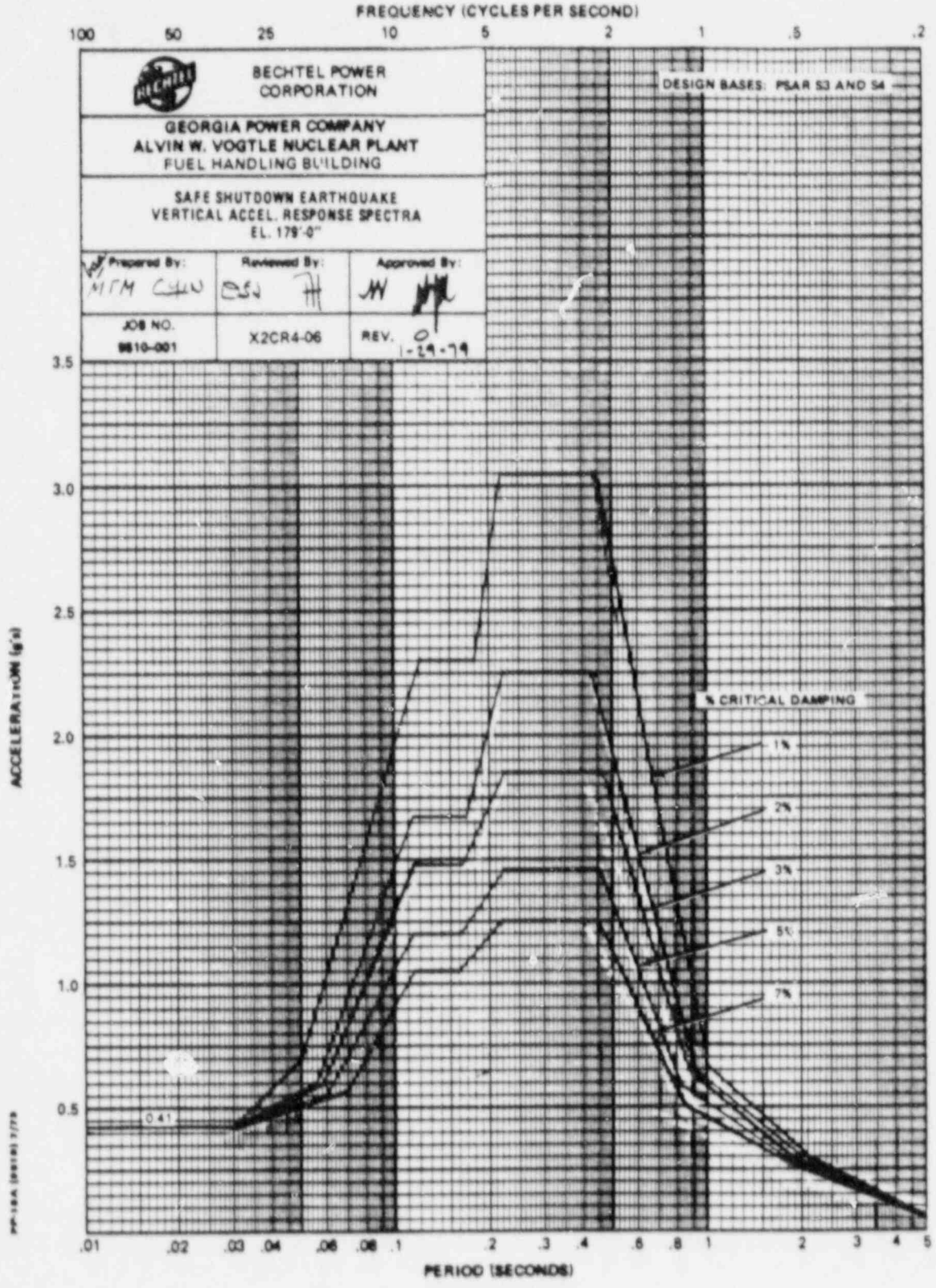
FREQUENCY (CYCLES PER SECOND)
100
50
25
10
5
2
1
.5
.2
BECHTEL POWER CORPORATION
GEORGIA POWER COMPANY
ALVIN W. VOGTLE NUCLEAR PLANT
FUEL HANDLING BUILDING
SAFE SHUTDOWN EARTHQUAKE
VERTICAL ACCEL. RESPONSE SPECTRA
EL. 179'-0"
Prepared By:
Reviewed By:
Approved By:
JOB NO.
9610-001
X2CR4-06
REV. 0
1-29-79
DESIGN BASES: PSAR S3 AND S4
% CRITICAL DAMPING
1%
2%
3%
5%
7%
0.41
ACCELERATION (g's)
3.5
3.0
2.5
2.0
1.5
1.0
0.5
.01
.02
.03
.04
.06
.08
.1
.2
.3
.4
.6
.8
1
2
3
4
5
PERIOD (SECONDS)

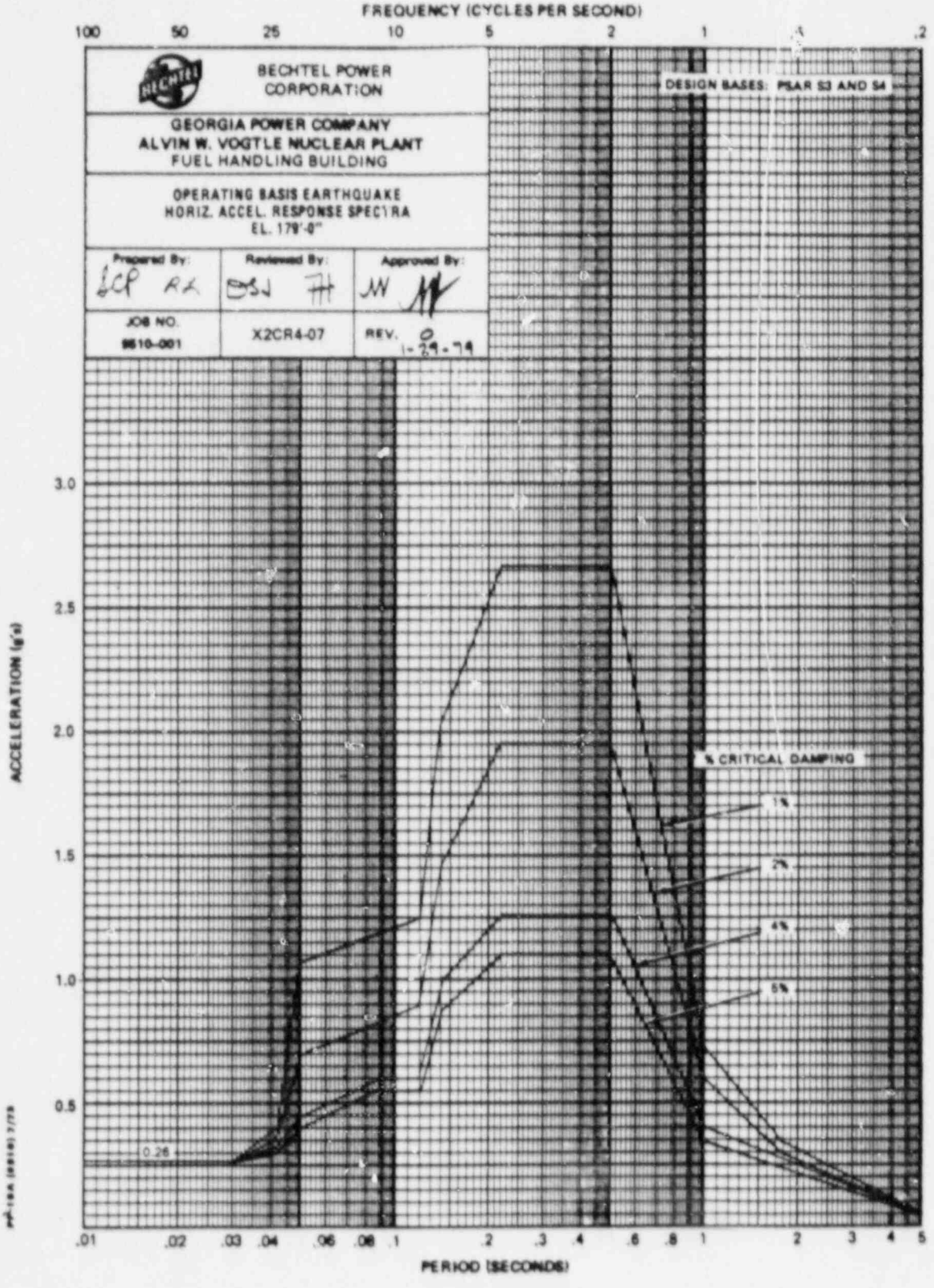
FREQUENCY (CYCLES PER SECOND)
100
50
25
10
5
2
1
.2
BECHTEL POWER CORPORATION
GEORGIA POWER COMPANY
ALVIN W. VOGTLE NUCLEAR PLANT
FUEL HANDLING BUILDING
OPERATING BASIS EARTHQUAKE
HORIZ. ACCEL. RESPONSE SPECTRA
EL. 179'-0"
Prepared By:
Reviewed By:
Approved By:
JOB NO.
9610-001
X2CR4-07
REV. 0
1-29-79
DESIGN BASES: PSAR S3 AND S4
% CRITICAL DAMPING
1%
2%
4%
5%
0.26
ACCELERATION (g's)
3.0
2.5
2.0
1.5
1.0
0.5
.01
.02
.03
.04
.06
.08
.1
.2
.3
.4
.6
.8
1
2
3
4
5
PERIOD (SECONDS)

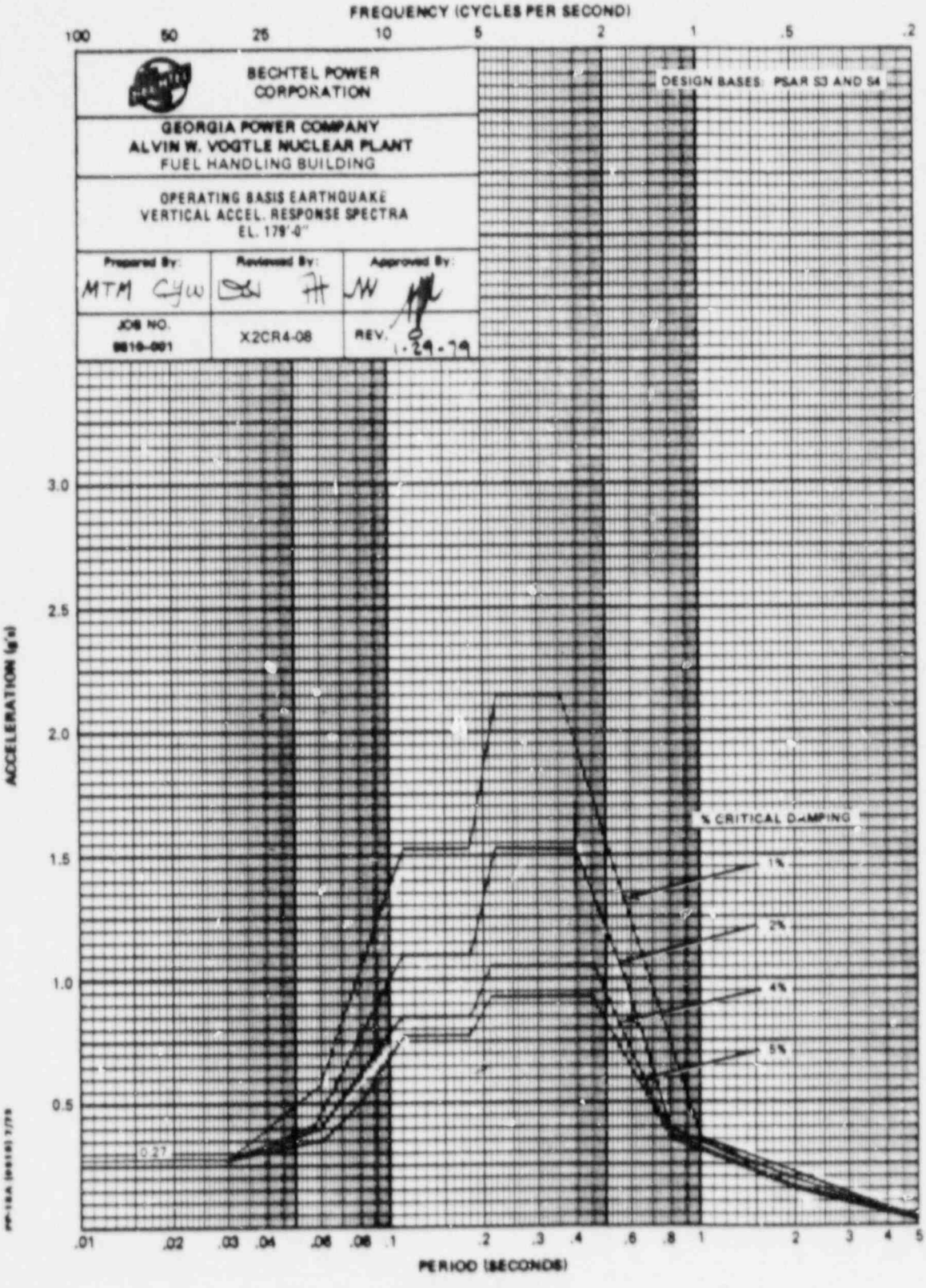
FREQUENCY (CYCLES PER SECOND)
100
50
25
10
5
2
1
.5
.2
BECHTEL POWER CORPORATION
DESIGN BASES: PSAR S3 AND S4
GEORGIA POWER COMPANY
ALVIN W. VOGTLE NUCLEAR PLANT
FUEL HANDLING BUILDING
OPERATING BASIS EARTHQUAKE
VERTICAL ACCEL. RESPONSE SPECTRA
EL. 179'-0"
Prepared By:
MTM CYW
Reviewed By:
Approved By:
JOB NO.
8610-001
X2CR4-08
REV.
1-29-79
ACCELERATION (g's)
3.0
2.5
2.0
1.5
1.0
0.5
% CRITICAL DAMPING
1%
2%
4%
5%
0.27
.01
.02
.03
.04
.06
.08
.1
.2
.3
.4
.6
.8
1
2
3
4
5
PERIOD (SECONDS)

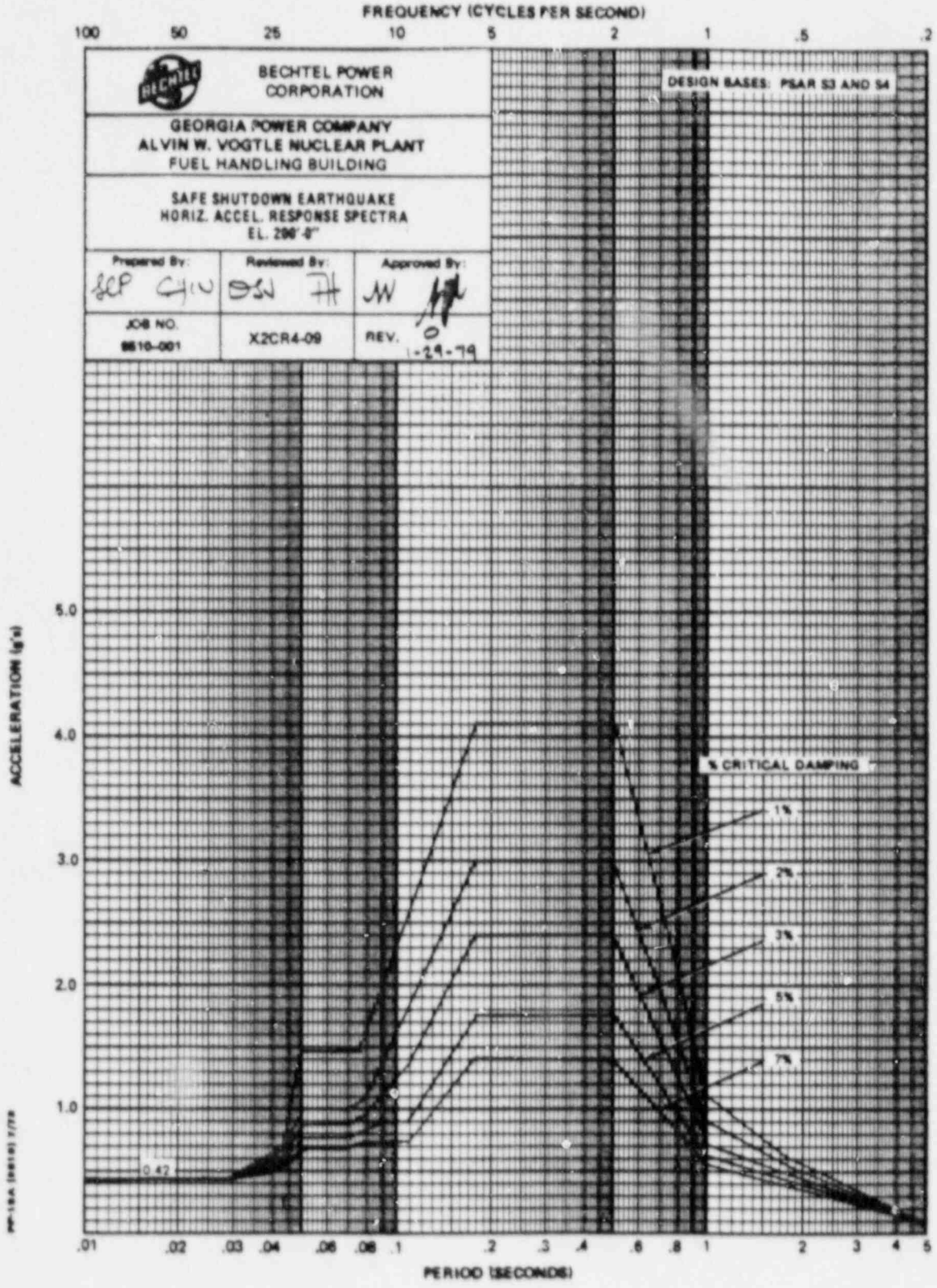
FREQUENCY (CYCLES PER SECOND)
100
50
25
10
5
2
1
.5
.2
BECHTEL POWER CORPORATION
GEORGIA POWER COMPANY
ALVIN W. VOGTLE NUCLEAR PLANT
FUEL HANDLING BUILDING
SAFE SHUTDOWN EARTHQUAKE
HORIZ. ACCEL. RESPONSE SPECTRA
EL. 290'-8"
Prepared By:
Reviewed By:
Approved By:
JOB NO.
9610-001
X2CR4-09
REV.
0
1-29-79
DESIGN BASES: PSAR S3 AND S4
% CRITICAL DAMPING
1%
2%
3%
5%
7%
0.42
ACCELERATION (g's)
5.0
4.0
3.0
2.0
1.0
.01
.02
.03
.04
.06
.08
.1
.2
.3
.4
.6
.8
1
2
3
4
5
PERIOD (SECONDS)

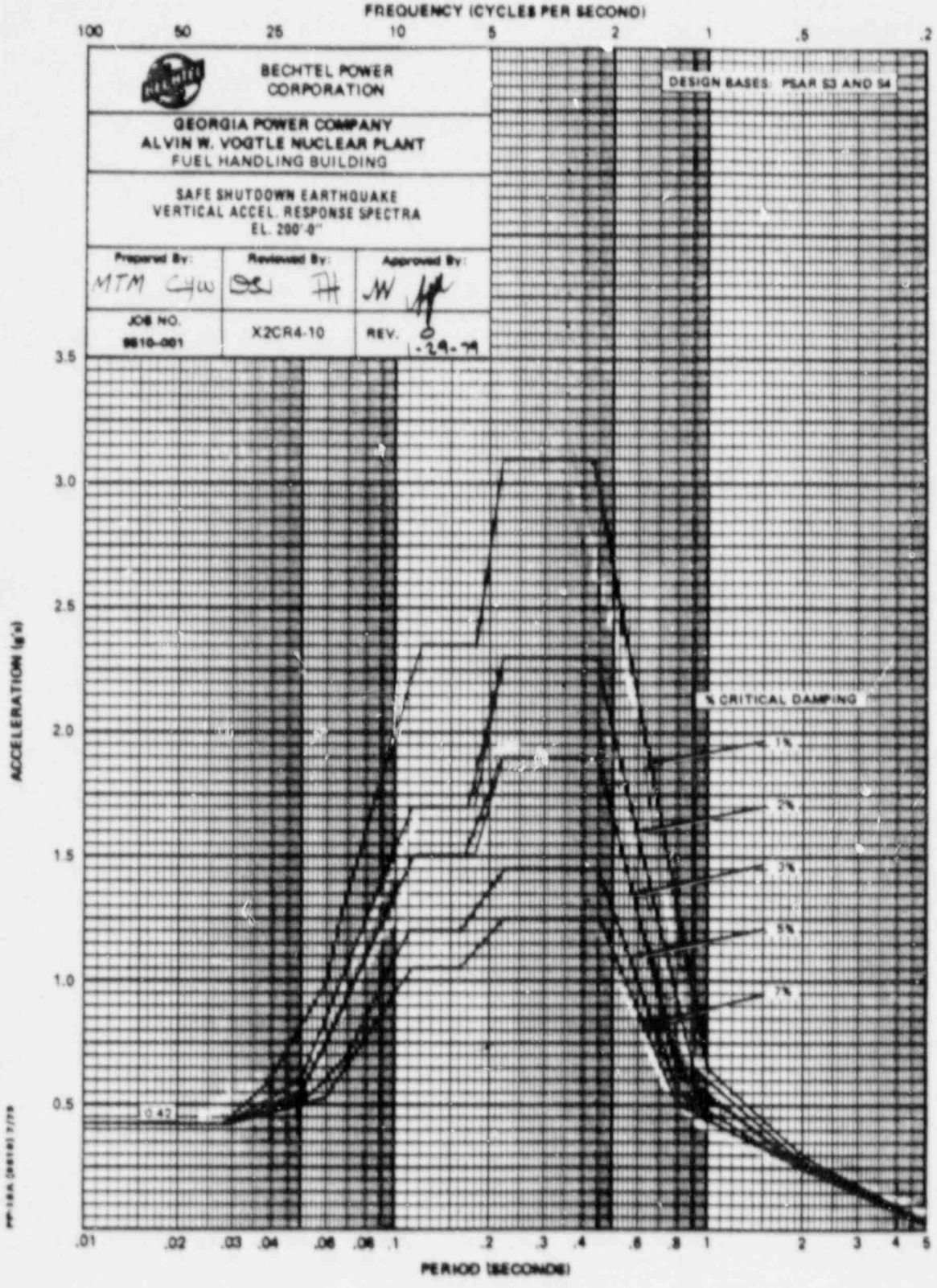
FREQUENCY (CYCLES PER SECOND)
100
50
25
10
5
2
1
.5
.2
BECHTEL POWER CORPORATION
DESIGN BASES: PSAR S3 AND S4
GEORGIA POWER COMPANY
ALVIN W. VOGTLE NUCLEAR PLANT
FUEL HANDLING BUILDING
SAFE SHUTDOWN EARTHQUAKE
VERTICAL ACCEL. RESPONSE SPECTRA
EL. 290'-0"
Prepared By:
MTM CHW
Reviewed By:
Approved By:
JOB NO.
9610-001
X2CR4-10
REV. 0
1-29-79
% CRITICAL DAMPING
1%
2%
3%
5%
7%
0.42
ACCELERATION (g's)
3.5
3.0
2.5
2.0
1.5
1.0
0.5
.01
.02
.03
.04
.06
.08
.1
.2
.3
.4
.6
.8
1
2
3
4
5
PERIOD (SECONDS)

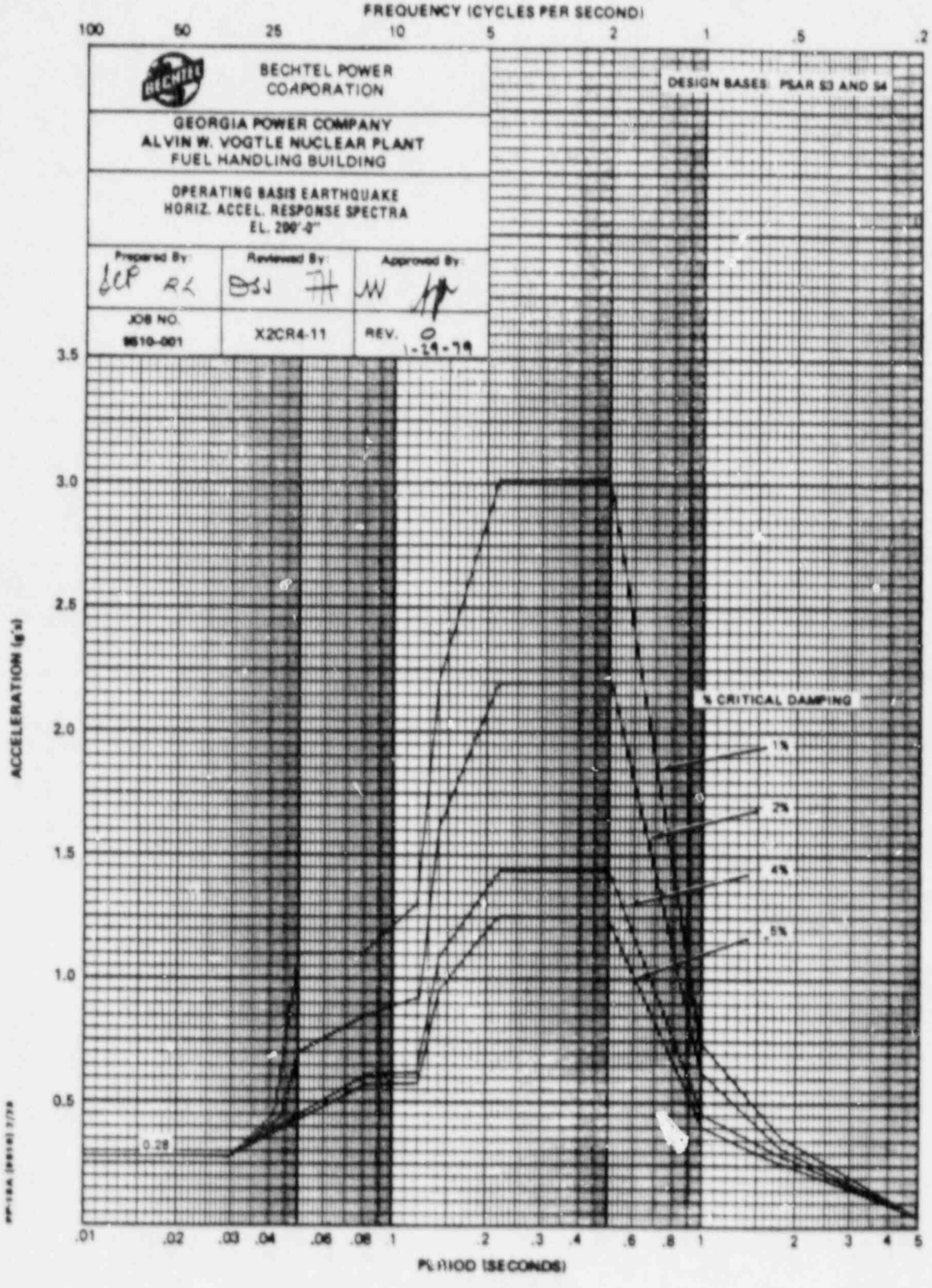
FREQUENCY (CYCLES PER SECOND)
100
50
25
10
5
2
1
.5
.2
BECHTEL POWER CORPORATION
DESIGN BASES: PSAR §3 AND §4
GEORGIA POWER COMPANY
ALVIN W. VOGTLE NUCLEAR PLANT
FUEL HANDLING BUILDING
OPERATING BASIS EARTHQUAKE
HORIZ. ACCEL. RESPONSE SPECTRA
EL. 290'-0"
Prepared By:
Reviewed By:
Approved By:
JOB NO.
9610-001
X2CR4-11
REV. 0
1-29-79
ACCELERATION (g's)
3.5
3.0
2.5
2.0
1.5
1.0
0.5
0.28
% CRITICAL DAMPING
1%
2%
4%
5%
.01
.02
.03
.04
.06
.08
.1
.2
.3
.4
.6
.8
1
2
3
4
5
PERIOD (SECONDS)

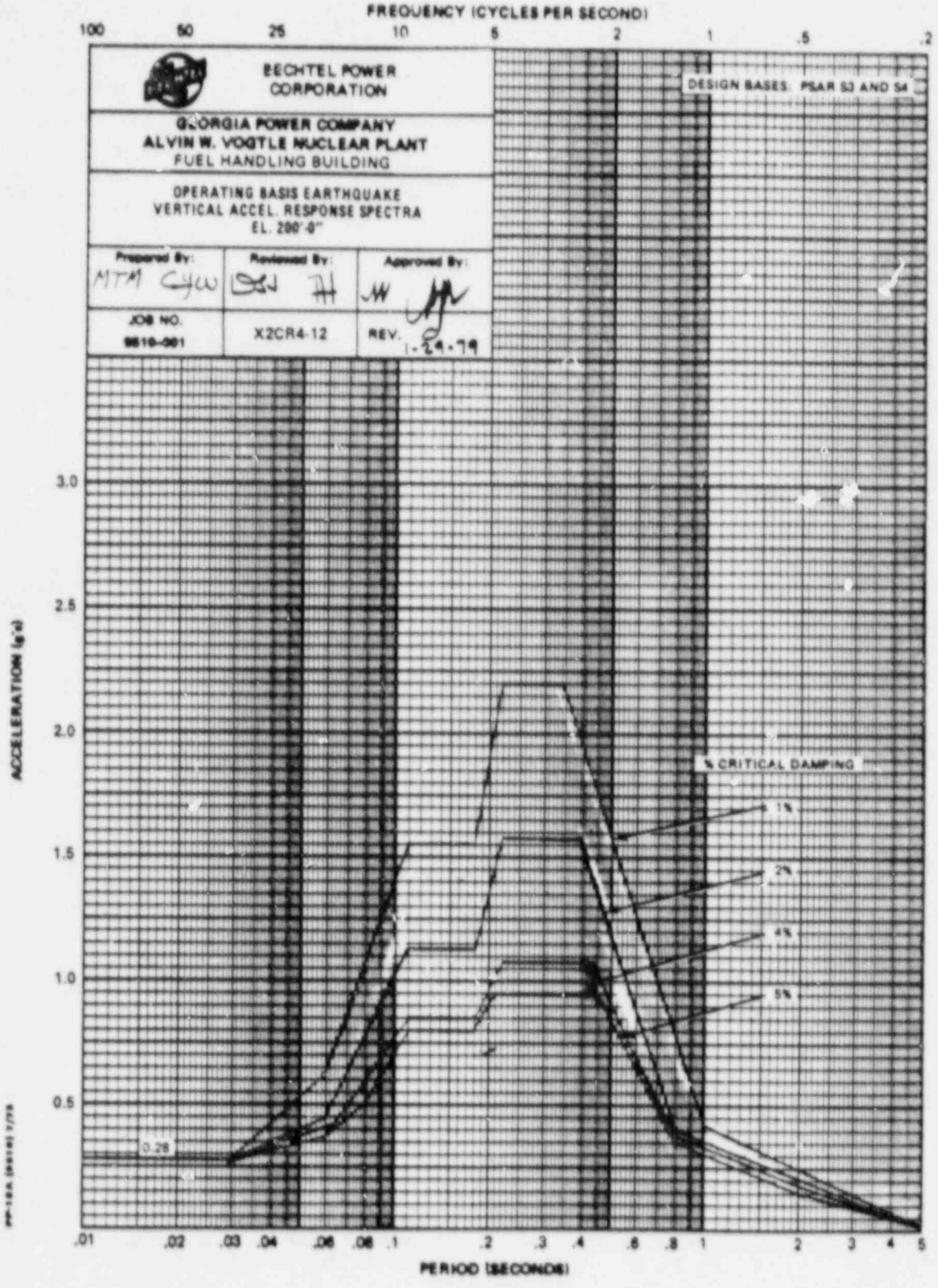
FREQUENCY (CYCLES PER SECOND)
100
50
25
10
5
2
1
.5
.2
BECHTEL POWER CORPORATION
GEORGIA POWER COMPANY
ALVIN W. VOGTLE NUCLEAR PLANT
FUEL HANDLING BUILDING
OPERATING BASIS EARTHQUAKE
VERTICAL ACCEL. RESPONSE SPECTRA
EL. 200'-0"
Prepared By:
Reviewed By:
Approved By:
JOB NO.
9610-001
X2CR4-12
REV.
1-24-79
DESIGN BASES: PSAR S3 AND S4
% CRITICAL DAMPING
1%
2%
4%
5%
0.28
ACCELERATION (g's)
3.0
2.5
2.0
1.5
1.0
0.5
.01
.02
.03
.04
.06
.08
.1
.2
.3
.4
.6
.8
1
2
3
4
5
PERIOD (SECONDS)

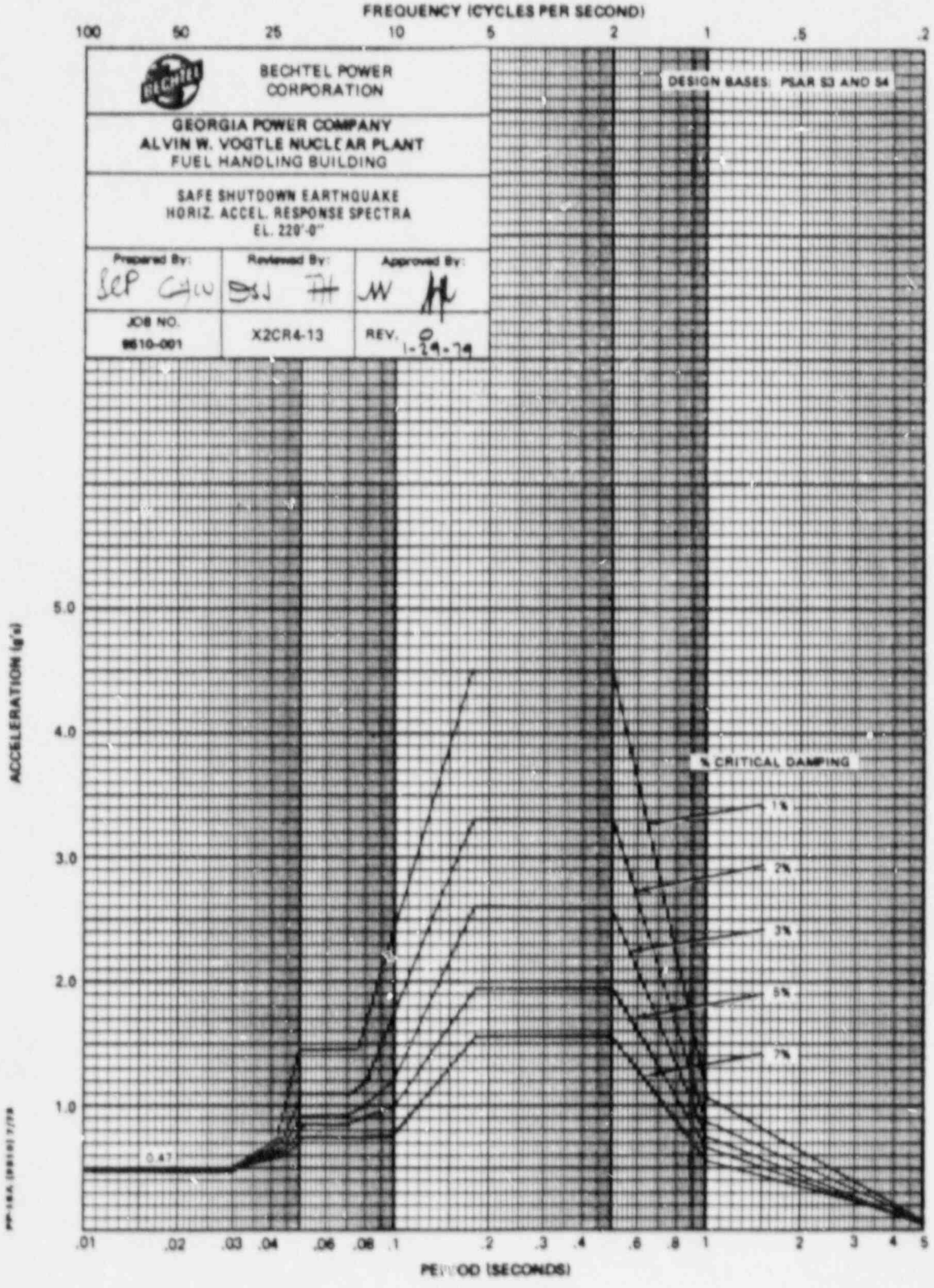
FREQUENCY (CYCLES PER SECOND)
100
50
25
10
5
2
1
.5
.2
BECHTEL POWER CORPORATION
GEORGIA POWER COMPANY
ALVIN W. VOGTLE NUCLEAR PLANT
FUEL HANDLING BUILDING
SAFE SHUTDOWN EARTHQUAKE
HORIZ. ACCEL. RESPONSE SPECTRA
EL. 220'-0"
Prepared By:
Reviewed By:
Approved By:
JOB NO.
9610-001
X2CR4-13
REV. 0
1-29-79
DESIGN BASES: PSAR S3 AND S4
% CRITICAL DAMPING
1%
2%
3%
5%
7%
0.47
ACCELERATION (g's)
5.0
4.0
3.0
2.0
1.0
.01
.02
.03
.04
.06
.08
.1
.2
.3
.4
.6
.8
1
2
3
4
5
PERIOD (SECONDS)

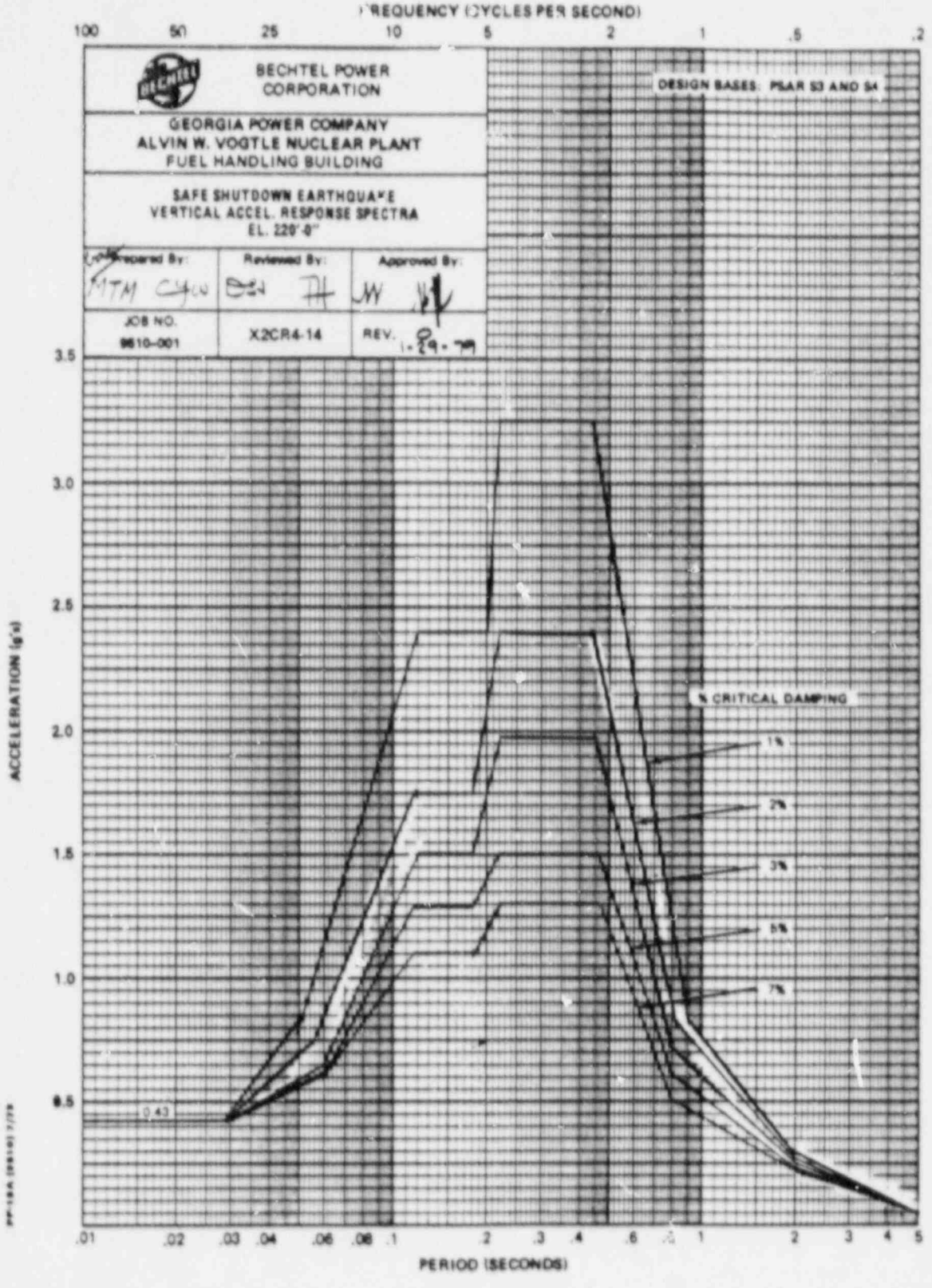
FREQUENCY (CYCLES PER SECOND)
100
50
25
10
5
2
1
.5
.2
BECHTEL POWER CORPORATION
GEORGIA POWER COMPANY
ALVIN W. VOGTLE NUCLEAR PLANT
FUEL HANDLING BUILDING
SAFE SHUTDOWN EARTHQUAKE
VERTICAL ACCEL. RESPONSE SPECTRA
EL. 220'-0"
Prepared By:
Reviewed By:
Approved By:
JOB NO.
9610-001
X2CR4-14
REV.
DESIGN BASES: PSAR S3 AND S4
% CRITICAL DAMPING
1%
2%
3%
5%
7%
0.43
ACCELERATION (g's)
3.5
3.0
2.5
2.0
1.5
1.0
0.5
.01
.02
.03
.04
.06
.08
.1
.2
.3
.4
.6
.8
1
2
3
4
5
PERIOD (SECONDS)

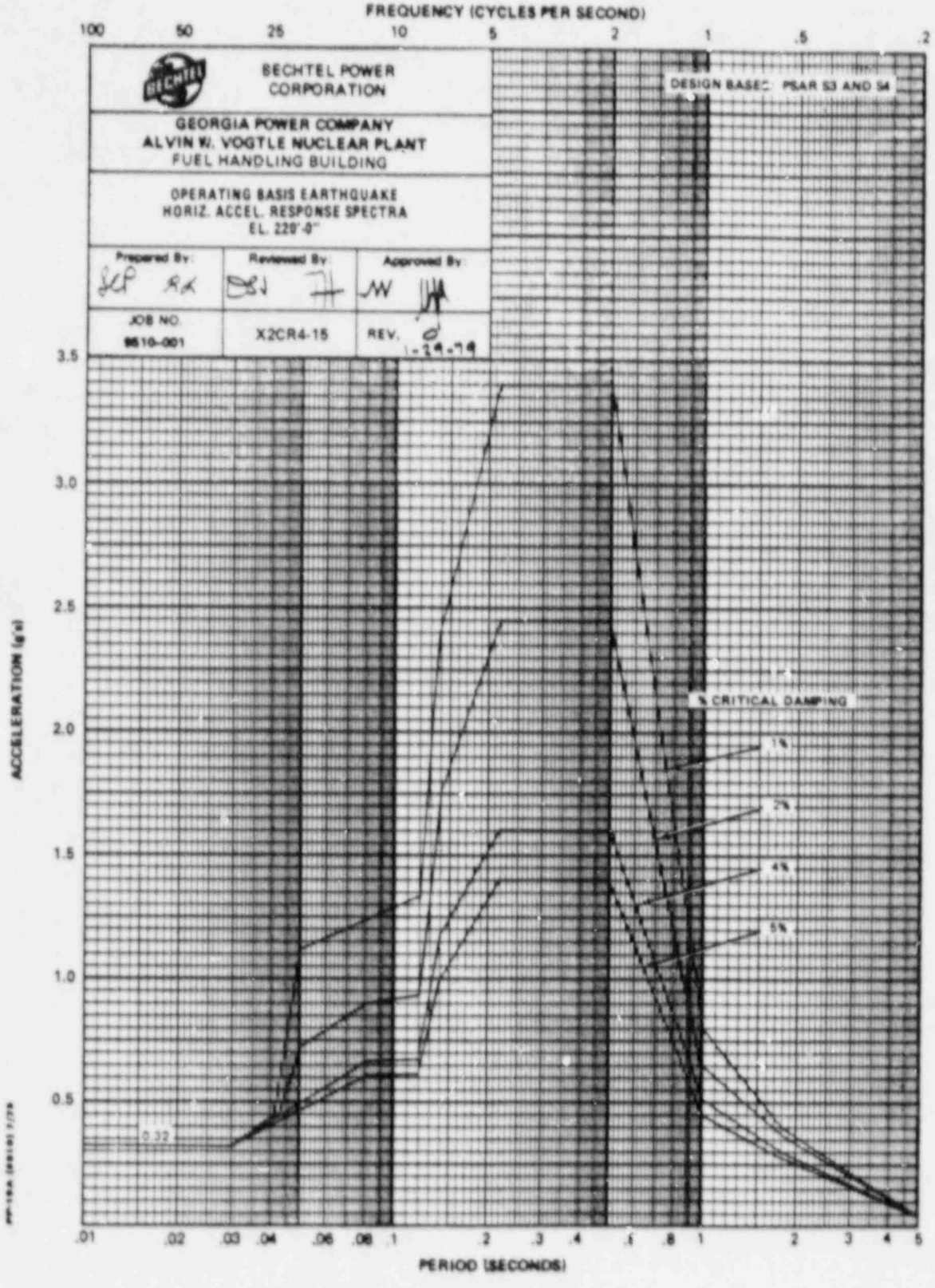
FREQUENCY (CYCLES PER SECOND)
100
50
25
10
5
2
1
.5
.2
BECHTEL POWER CORPORATION
DESIGN BASES: PSAR S3 AND S4
GEORGIA POWER COMPANY
ALVIN W. VOGTLE NUCLEAR PLANT
FUEL HANDLING BUILDING
OPERATING BASIS EARTHQUAKE
HORIZ. ACCEL. RESPONSE SPECTRA
EL. 220'-0"
Prepared By:
Reviewed By:
Approved By:
JOB NO.
9510-001
X2CR4-15
REV.
1-24-79
ACCELERATION (g's)
3.5
3.0
2.5
2.0
1.5
1.0
0.5
% CRITICAL DAMPING
1%
2%
4%
5%
0.32
.01
.02
.03
.04
.06
.08
.1
.2
.3
.4
.6
.8
1
2
3
4
5
PERIOD (SECONDS)

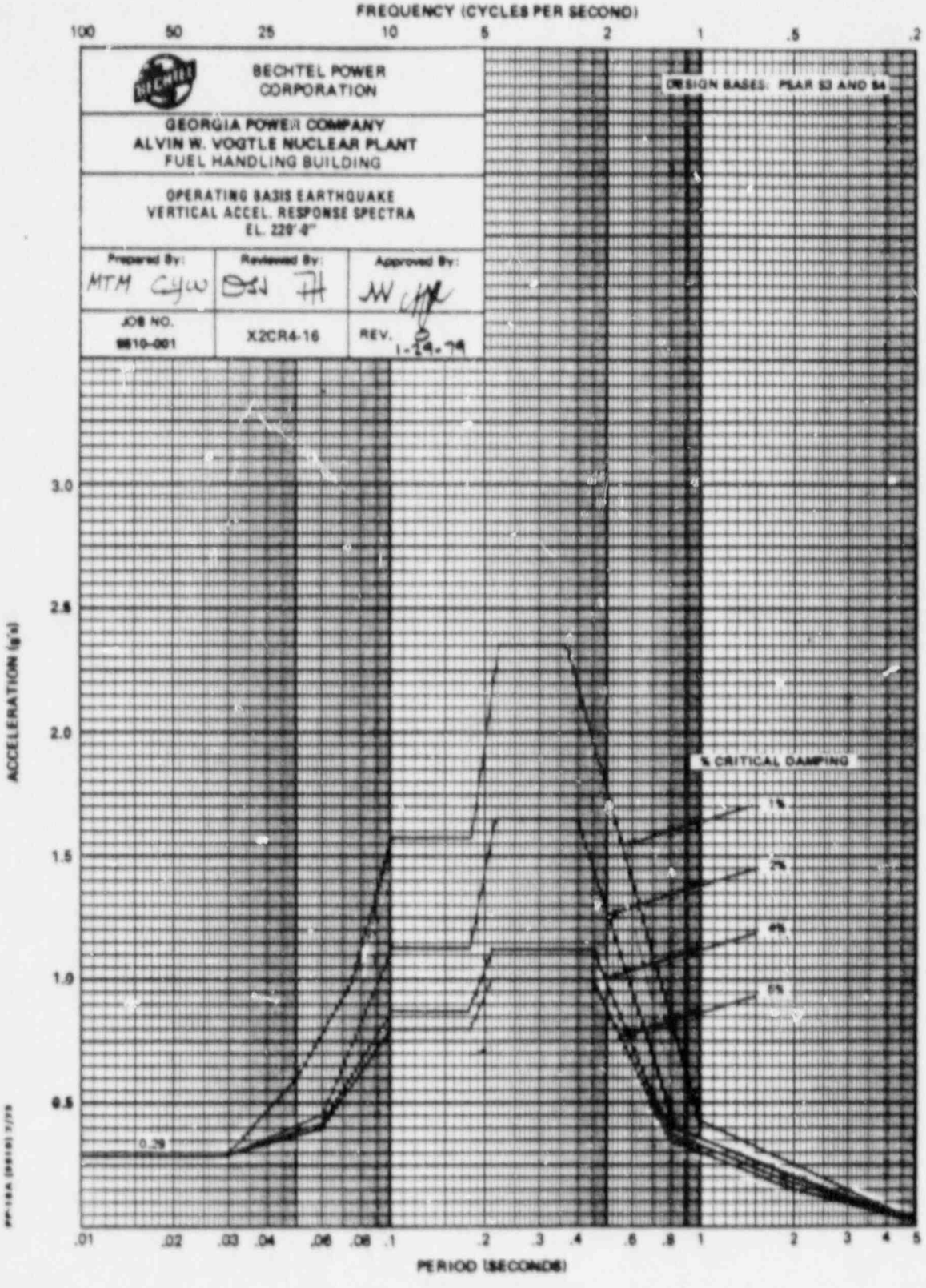
FREQUENCY (CYCLES PER SECOND)
100
50
25
10
5
2
1
.5
.2
BECHTEL POWER CORPORATION
GEORGIA POWER COMPANY
ALVIN W. VOGTLE NUCLEAR PLANT
FUEL HANDLING BUILDING
OPERATING BASIS EARTHQUAKE
VERTICAL ACCEL. RESPONSE SPECTRA
EL. 220'-0"
Prepared By:
MTM CHW
Reviewed By:
Approved By:
JOB NO.
9810-001
X2CR4-16
REV.
1-29-79
DESIGN BASES: PSAR S3 AND S4
% CRITICAL DAMPING
1%
2%
4%
5%
0.2g
ACCELERATION (g's)
3.0
2.5
2.0
1.5
1.0
0.5
.01
.02
.03
.04
.06
.08
.1
.2
.3
.4
.6
.8
1
2
3
4
5
PERIOD (SECONDS)

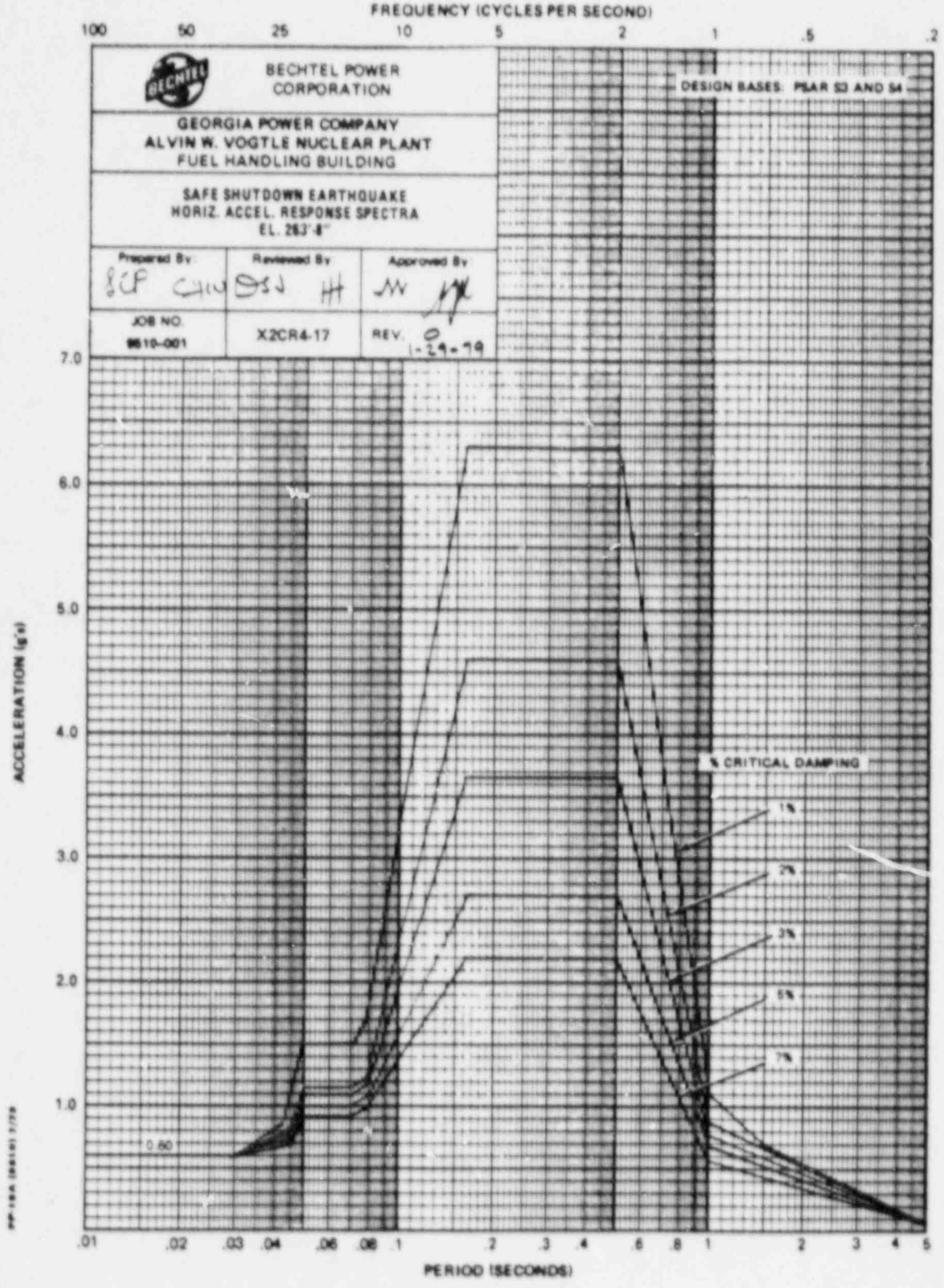
FREQUENCY (CYCLES PER SECOND)
100
50
25
10
5
2
1
.5
.2
BECHTEL POWER CORPORATION
GEORGIA POWER COMPANY
ALVIN W. VOGTLE NUCLEAR PLANT
FUEL HANDLING BUILDING
SAFE SHUTDOWN EARTHQUAKE
HORIZ. ACCEL. RESPONSE SPECTRA
EL. 263'-8"
Prepared By:
Reviewed By
Approved By
JOB NO.
9610-001
X2CR4-17
REV. 0
1-29-79
DESIGN BASES: PSAR S3 AND S4
% CRITICAL DAMPING
1%
2%
3%
5%
7%
0.60
ACCELERATION (g's)
7.0
6.0
5.0
4.0
3.0
2.0
1.0
.01
.02
.03
.04
.06
.08
.1
.2
.3
.4
.6
.8
1
2
3
4
5
PERIOD (SECONDS)

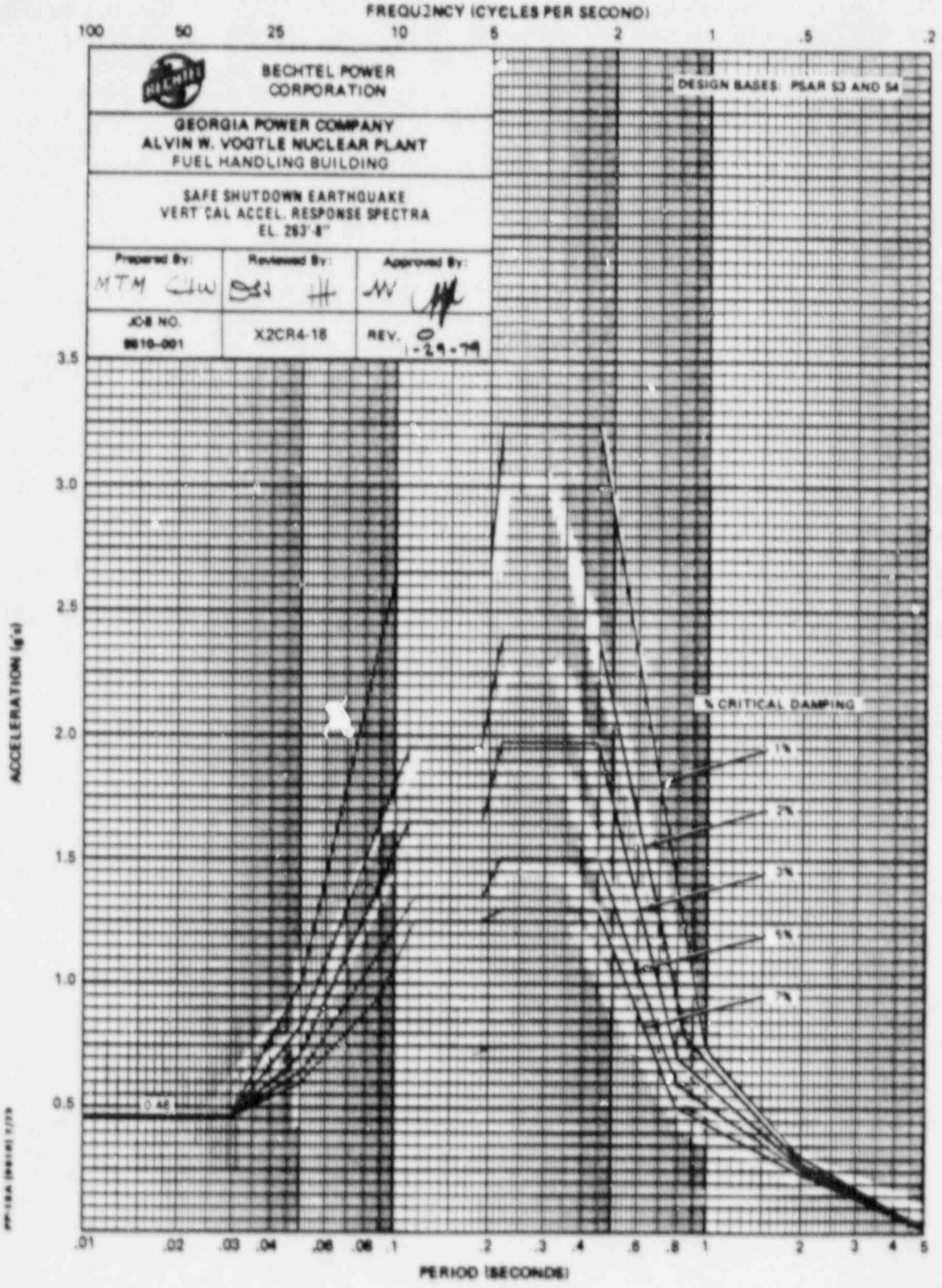
FREQUENCY (CYCLES PER SECOND)
100
50
25
10
5
2
1
.5
.2
BECHTEL POWER CORPORATION
DESIGN BASES: PSAR S3 AND S4
GEORGIA POWER COMPANY
ALVIN W. VOGTLE NUCLEAR PLANT
FUEL HANDLING BUILDING
SAFE SHUTDOWN EARTHQUAKE
VERTICAL ACCEL. RESPONSE SPECTRA
EL. 263'-8"
Prepared By:
Reviewed By:
Approved By:
JOB NO.
9610-001
X2CR4-18
REV. 0
1-29-79
ACCELERATION (g's)
3.5
3.0
2.5
2.0
1.5
1.0
0.5
0.46
% CRITICAL DAMPING
1%
2%
3%
5%
7%
.01
.02
.03
.04
.06
.08
.1
.2
.3
.4
.6
.8
1
2
3
4
5
PERIOD (SECONDS)

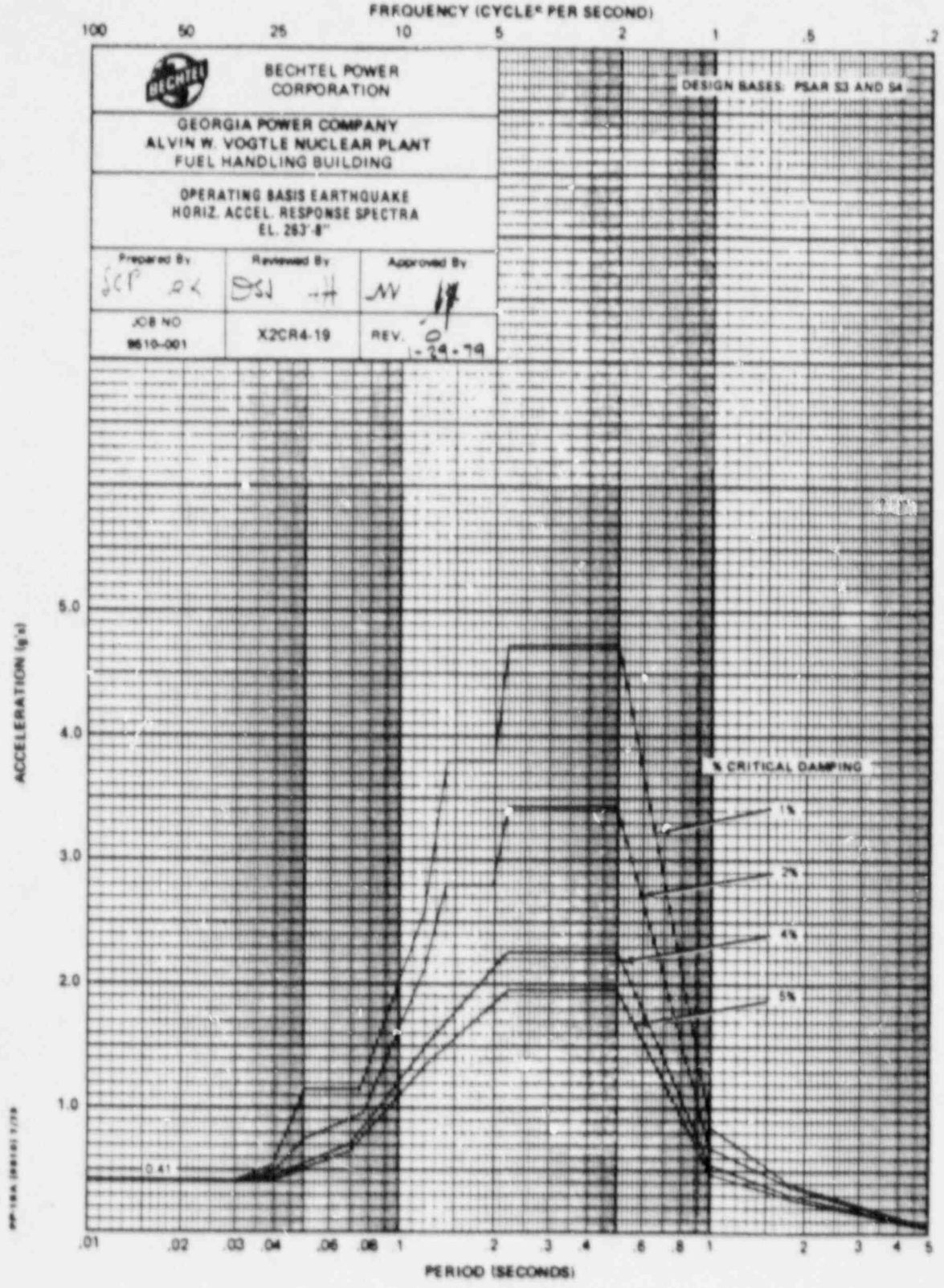
FREQUENCY (CYCLES PER SECOND)
100
50
25
10
5
2
1
.5
.2
BECHTEL POWER CORPORATION
GEORGIA POWER COMPANY
ALVIN W. VOGTLE NUCLEAR PLANT
FUEL HANDLING BUILDING
OPERATING BASIS EARTHQUAKE
HORIZ. ACCEL. RESPONSE SPECTRA
EL. 283'-8"
Prepared By
Reviewed By
Approved By
JOB NO
9610-001
X2CR4-19
REV. 0
1-29-79
DESIGN BASES: PSAR S3 AND S4
% CRITICAL DAMPING
1%
2%
4%
5%
0.41
ACCELERATION (g's)
5.0
4.0
3.0
2.0
1.0
.01
.02
.03
.04
.06
.08
1
2
3
4
6
8
1
2
3
4
5
PERIOD (SECONDS)


FREQUENCY (CYCLES PER SECOND)
100
50
25
10
5
2
1
.5
.2
BECHTEL POWER CORPORATION
DESIGN BASES: PSAR §3 AND §4
GEORGIA POWER COMPANY
ALVIN W. VOGTLE NUCLEAR PLANT
FUEL HANDLING BUILDING
OPERATING BASIS EARTHQUAKE
VERTICAL ACCEL. RESPONSE SPECTRA
EL. 263'-8"
Prepared By:
Reviewed By:
Approved By:
JOB NO.
8610-001
X2CR4-20
REV.
1-29-79
% CRITICAL DAMPING
1%
2%
4%
5%
0.31
ACCELERATION (g's)
2.5
2.0
1.5
1.0
0.5
.01
.02
.03
.04
.06
.08
.1
.2
.3
.4
.6
.8
1
2
3
4
5
PERIOD (SECONDS)

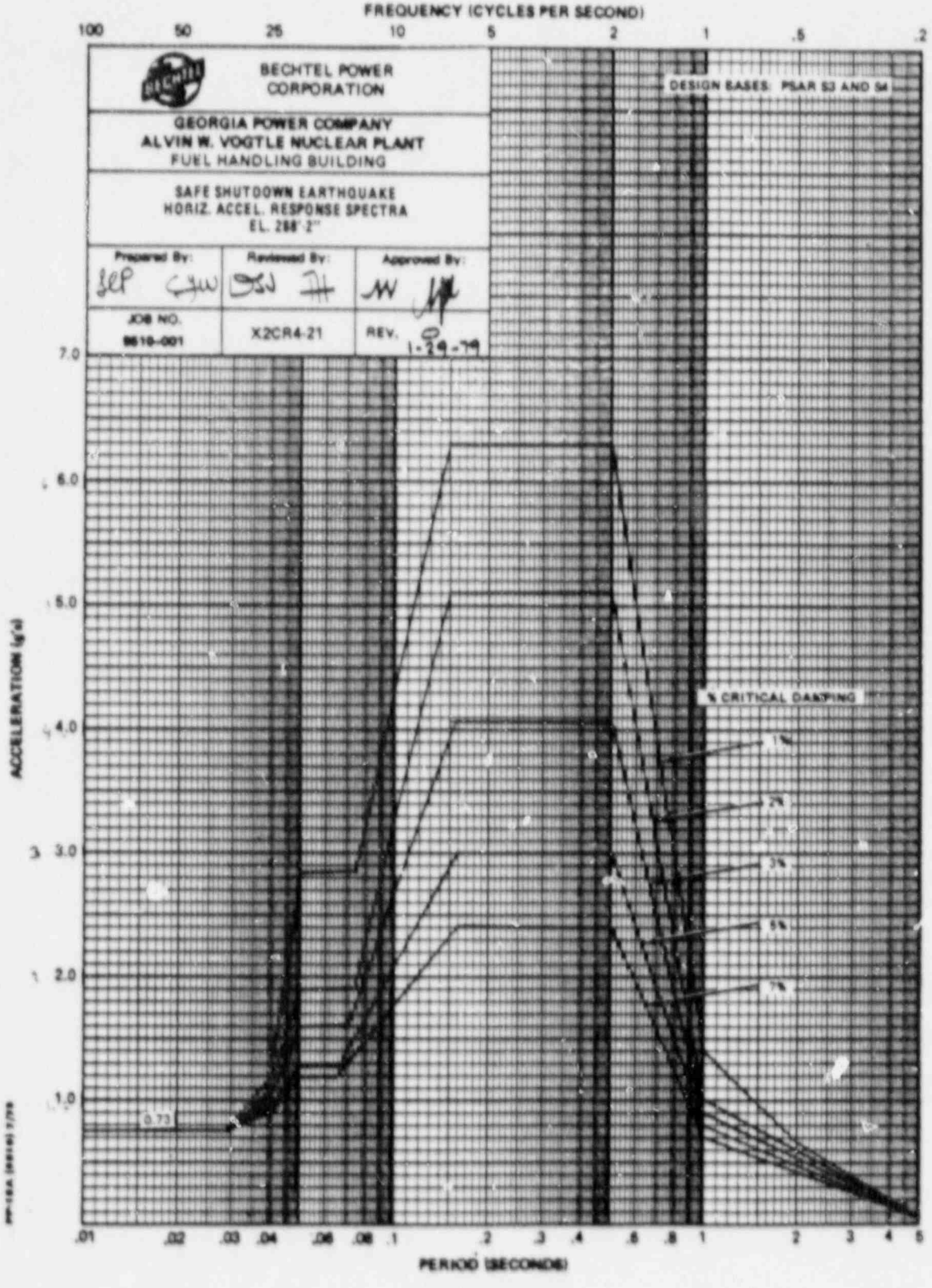
FREQUENCY (CYCLES PER SECOND)
100
50
25
10
5
2
1
.5
.2
BECHTEL POWER CORPORATION
GEORGIA POWER COMPANY
ALVIN W. VOGTLE NUCLEAR PLANT
FUEL HANDLING BUILDING
SAFE SHUTDOWN EARTHQUAKE
HORIZ. ACCEL. RESPONSE SPECTRA
EL. 288'-2"
Prepared By:
Reviewed By:
Approved By:
JOB NO.
8610-001
X2CR4-21
REV. 9
1-29-79
DESIGN BASES: PSAR S3 AND S4
% CRITICAL DAMPING
1%
2%
3%
5%
7%
0.7g
ACCELERATION (g's)
7.0
6.0
5.0
4.0
3.0
2.0
1.0
.01
.02
.03
.04
.06
.08
.1
.2
.3
.4
.6
.8
1
2
3
4
5
PERIOD (SECONDS)

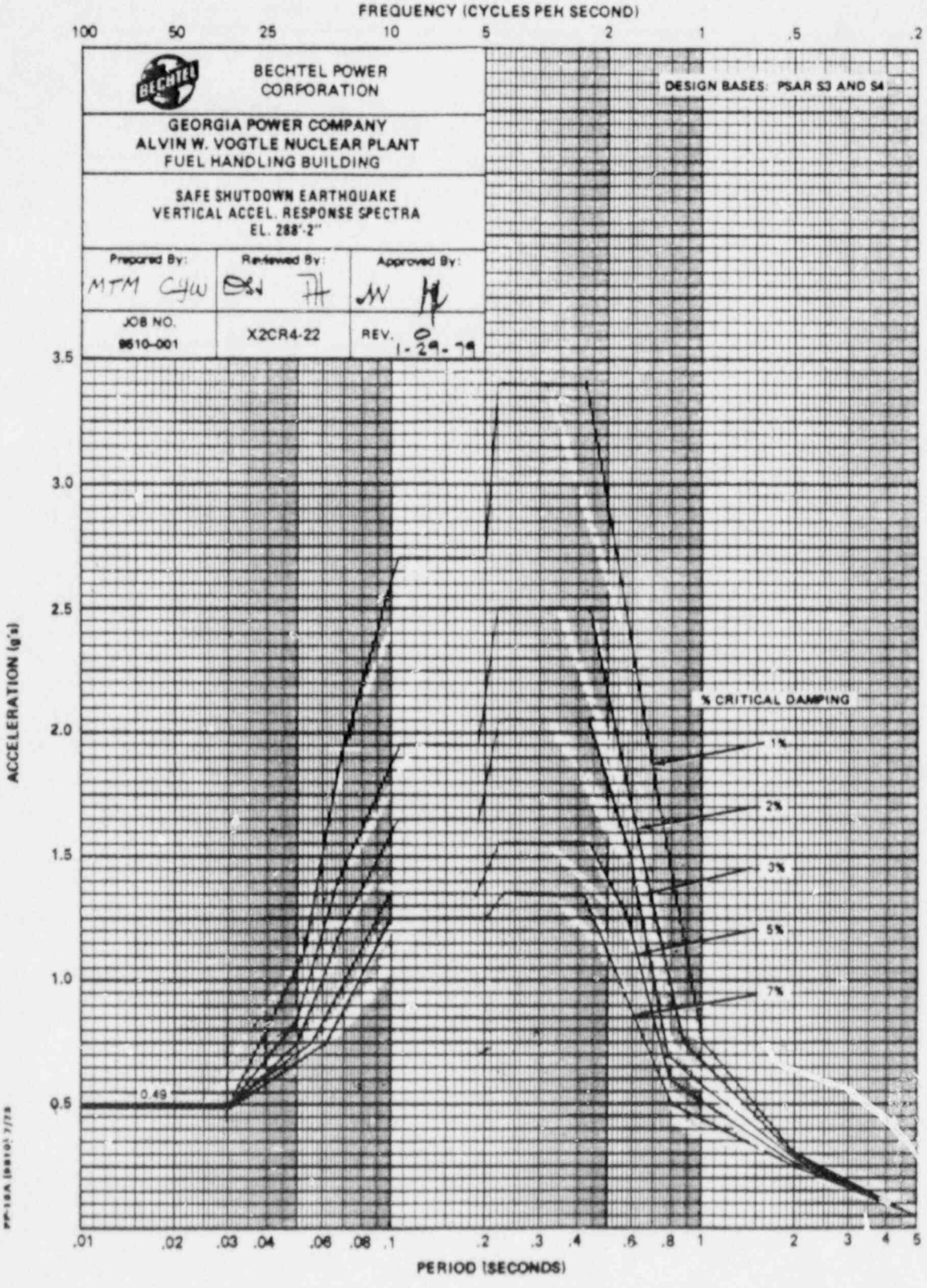
FREQUENCY (CYCLES PER SECOND)
100
50
25
10
5
2
1
.5
.2
BECHTEL POWER CORPORATION
DESIGN BASES: PSAR S3 AND S4
GEORGIA POWER COMPANY
ALVIN W. VOGTLE NUCLEAR PLANT
FUEL HANDLING BUILDING
SAFE SHUTDOWN EARTHQUAKE
VERTICAL ACCEL. RESPONSE SPECTRA
EL. 288'-2"
Prepared By:
MTM CHW
Reviewed By:
Approved By:
JOB NO.
9610-001
X2CR4-22
REV. 0
1-29-79
% CRITICAL DAMPING
1%
2%
3%
5%
7%
0.49
ACCELERATION (g's)
3.5
3.0
2.5
2.0
1.5
1.0
0.5
.01
.02
.03
.04
.06
.08
.1
.2
.3
.4
.6
.8
1
2
3
4
5
PERIOD (SECONDS)

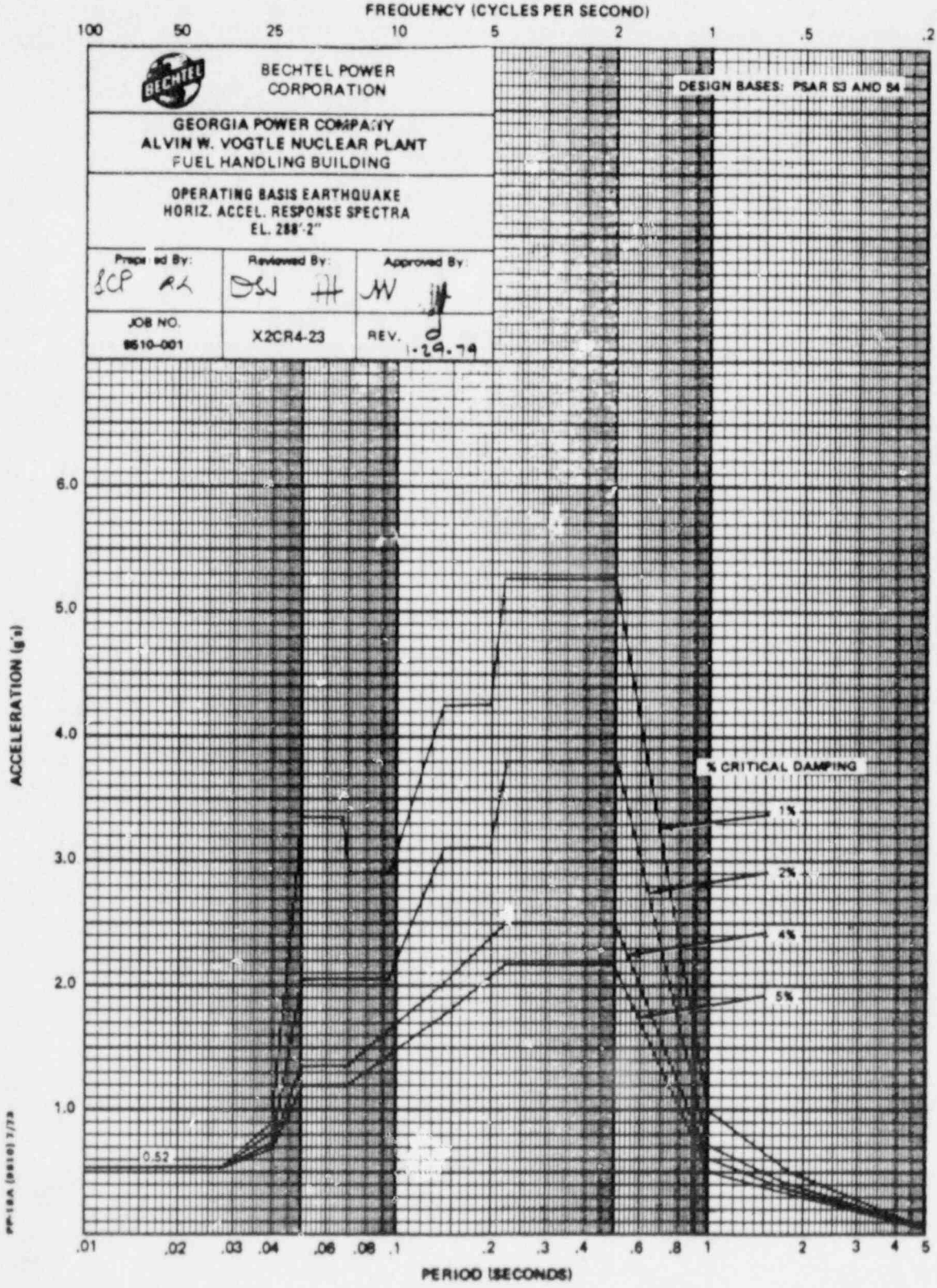
FREQUENCY (CYCLES PER SECOND)
100
50
25
10
5
2
1
.5
.2
BECHTEL POWER CORPORATION
DESIGN BASES: PSAR S3 AND S4
GEORGIA POWER COMPANY
ALVIN W. VOGTLE NUCLEAR PLANT
FUEL HANDLING BUILDING
OPERATING BASIS EARTHQUAKE
HORIZ. ACCEL. RESPONSE SPECTRA
EL. 288'-2"
Prepared By:
Reviewed By:
Approved By:
JOB NO.
8510-001
X2CR4-23
REV.
1-29-79
ACCELERATION (g's)
6.0
5.0
4.0
3.0
2.0
1.0
0.52
% CRITICAL DAMPING
1%
2%
4%
5%
.01
.02
.03
.04
.06
.08
.1
.2
.3
.4
.6
.8
1
2
3
4
5
PERIOD (SECONDS)

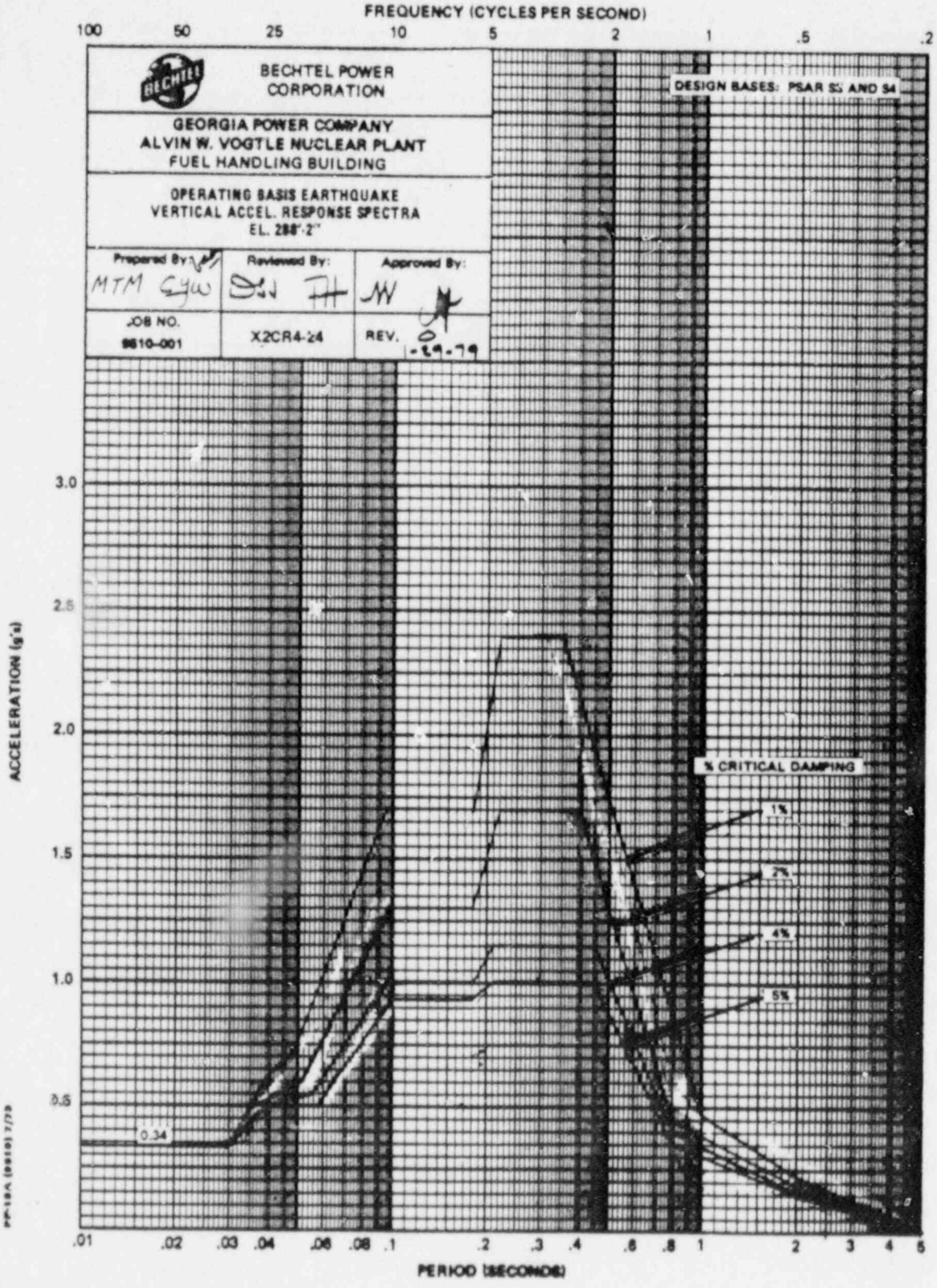
FREQUENCY (CYCLES PER SECOND)
100
50
25
10
5
2
1
.5
.2
BECHTEL POWER CORPORATION
GEORGIA POWER COMPANY
ALVIN W. VOGTLE NUCLEAR PLANT
FUEL HANDLING BUILDING
OPERATING BASIS EARTHQUAKE
VERTICAL ACCEL. RESPONSE SPECTRA
EL. 288'-2"
Prepared By:
MTM
Reviewed By:
Approved By:
JOB NO.
9610-001
X2CR4-24
REV.
0
1-29-79
DESIGN BASES: PSAR S1 AND S4
% CRITICAL DAMPING
1%
2%
4%
5%
0.34
ACCELERATION (g's)
3.0
2.5
2.0
1.5
1.0
0.5
.01
.02
.03
.04
.06
.08
.1
.2
.3
.4
.6
.8
1
2
3
4
5
PERIOD (SECONDS)

NUCLEAR SERVICE COOLING WATER TOWER

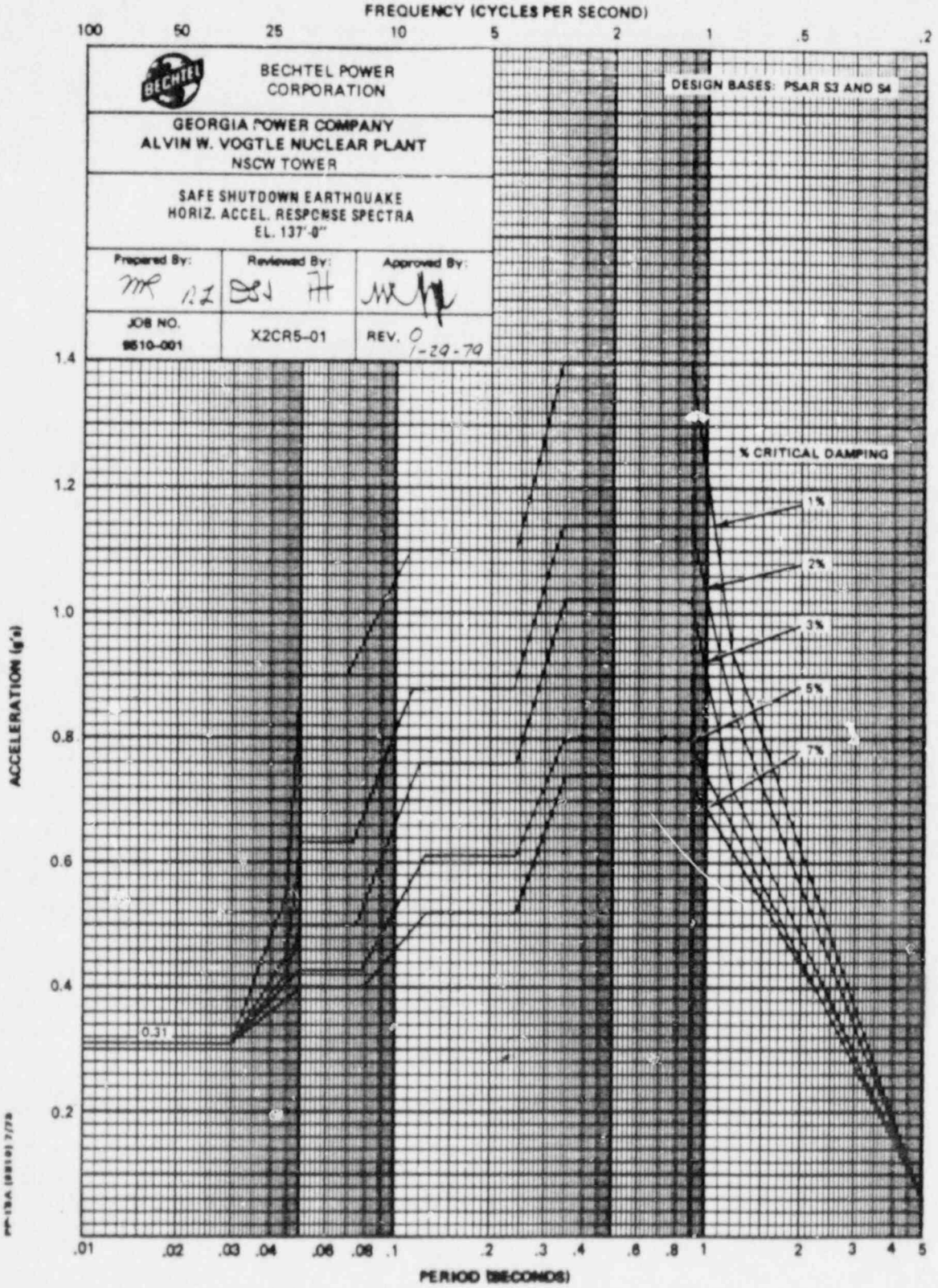
FREQUENCY (CYCLES PER SECOND)
100
50
25
10
5
2
1
.5
.2
BECHTEL POWER CORPORATION
GEORGIA POWER COMPANY
ALVIN W. VOGTLE NUCLEAR PLANT
NSCW TOWER
SAFE SHUTDOWN EARTHQUAKE
HORIZ. ACCEL. RESPONSE SPECTRA
EL. 137'-0"
Prepared By:
Reviewed By:
Approved By:
JOB NO.
9610-001
X2CR5-01
REV. 0
1-29-79
DESIGN BASES: PSAR S3 AND S4
% CRITICAL DAMPING
1%
2%
3%
5%
7%
0.31
ACCELERATION (g's)
1.4
1.2
1.0
0.8
0.6
0.4
0.2
.01
.02
.03
.04
.06
.08
.1
.2
.3
.4
.6
.8
1
2
3
4
5
PERIOD (SECONDS)

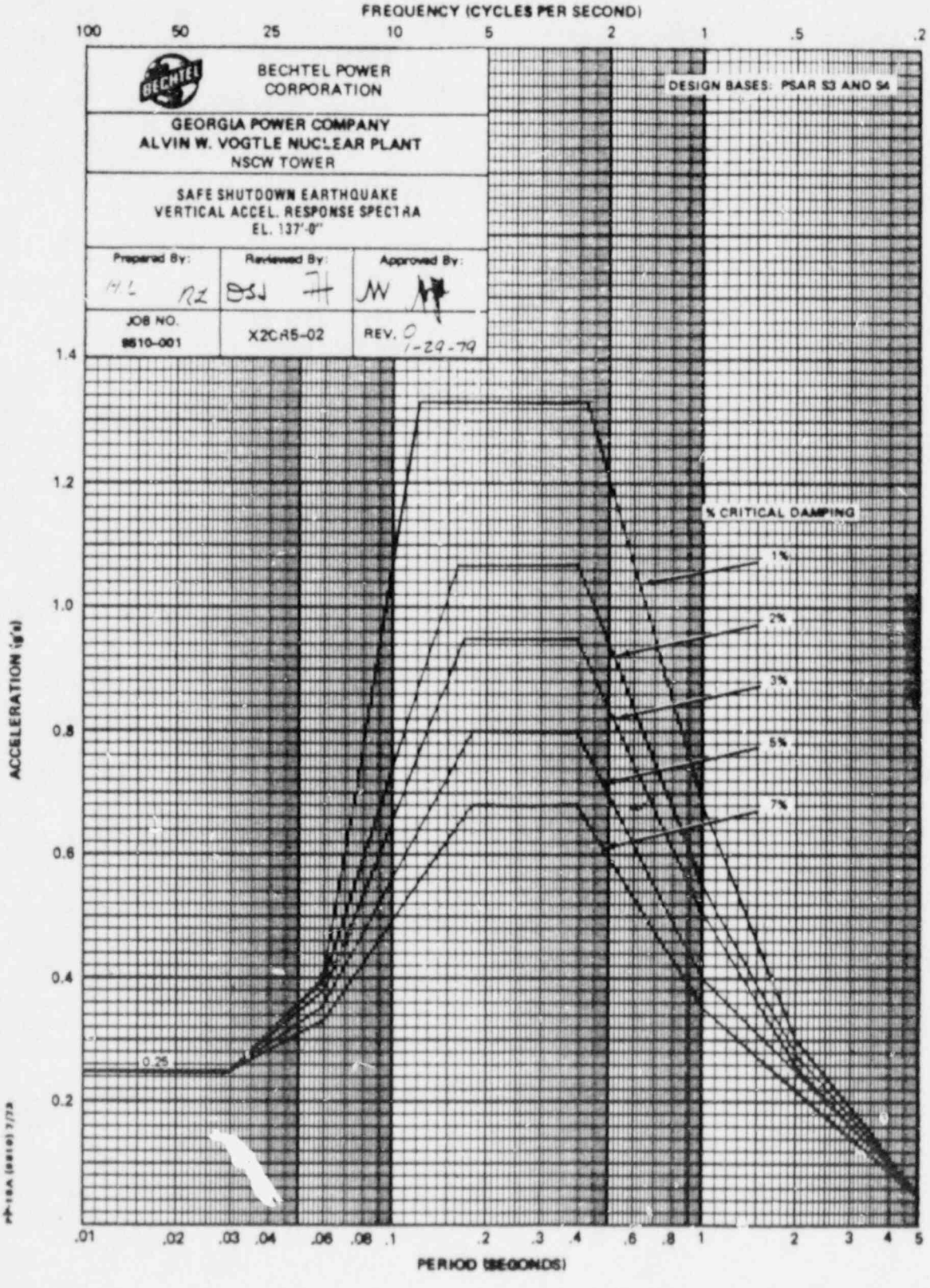
FREQUENCY (CYCLES PER SECOND)
100
50
25
10
5
2
1
.5
.2
BECHTEL POWER CORPORATION
DESIGN BASES: PSAR S3 AND S4
GEORGIA POWER COMPANY
ALVIN W. VOGTLE NUCLEAR PLANT
NSCW TOWER
SAFE SHUTDOWN EARTHQUAKE
VERTICAL ACCEL. RESPONSE SPECTRA
EL. 137'-0"
Prepared By:
Reviewed By:
Approved By:
JOB NO.
8610-001
X2CR5-02
REV. 0
1-29-79
% CRITICAL DAMPING
1%
2%
3%
5%
7%
0.25
ACCELERATION (g's)
1.4
1.2
1.0
0.8
0.6
0.4
0.2
.01
.02
.03
.04
.06
.08
.1
.2
.3
.4
.6
.8
1
2
3
4
5
PERIOD (SECONDS)

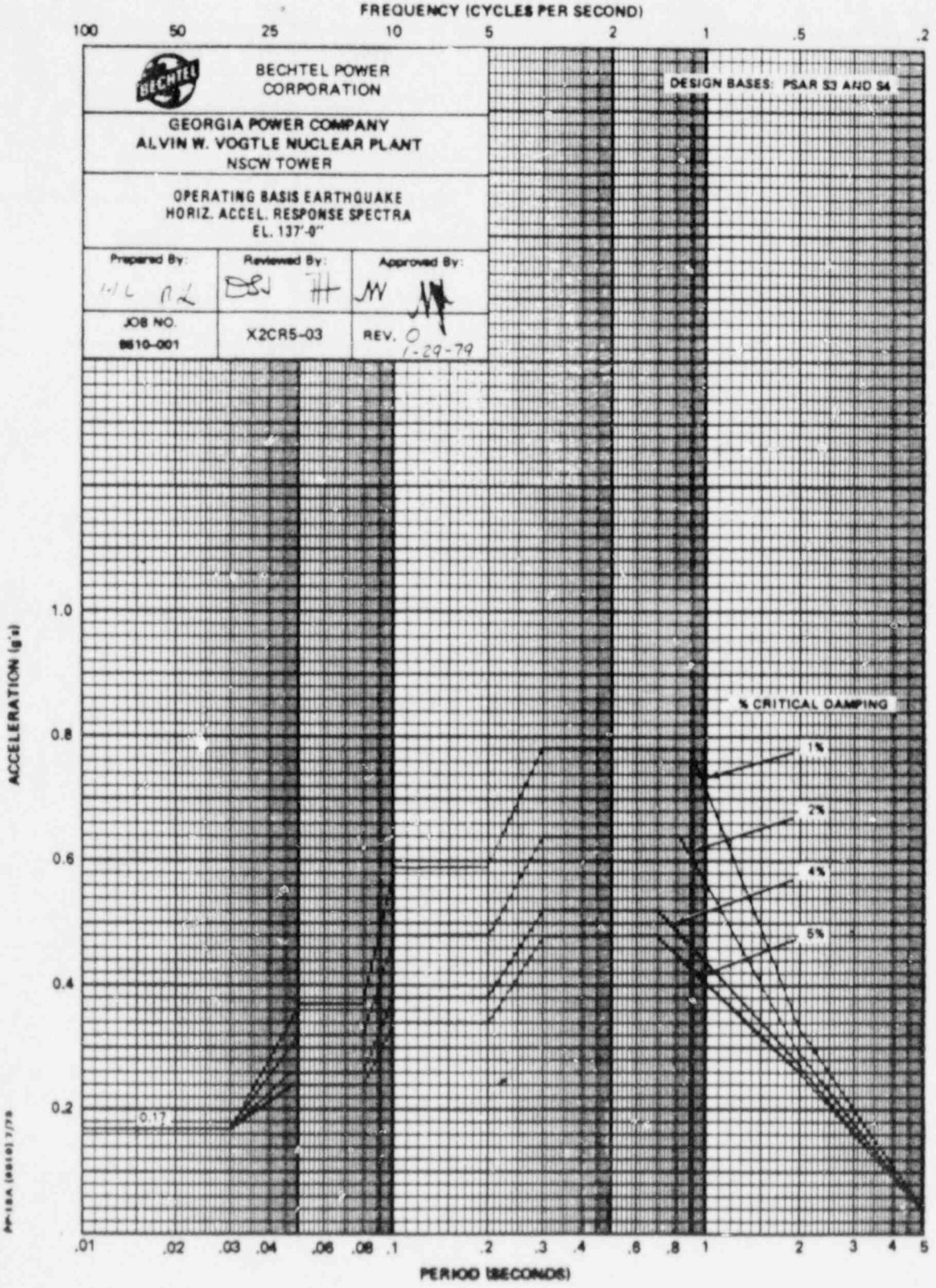
FREQUENCY (CYCLES PER SECOND)
100
50
25
10
5
2
1
.5
.2
BECHTEL POWER CORPORATION
DESIGN BASES: PSAR S3 AND S4
GEORGIA POWER COMPANY
ALVIN W. VOGTLE NUCLEAR PLANT
NSCW TOWER
OPERATING BASIS EARTHQUAKE
HORIZ. ACCEL. RESPONSE SPECTRA
EL. 137'-0"
Prepared By:
Reviewed By:
Approved By:
JOB NO.
9610-001
X2CR5-03
REV. 0
1-29-79
% CRITICAL DAMPING
1%
2%
4%
5%
0.17
ACCELERATION (g's)
1.0
0.8
0.6
0.4
0.2
.01
.02
.03
.04
.06
.08
.1
.2
.3
.4
.6
.8
1
2
3
4
5
PERIOD (SECONDS)

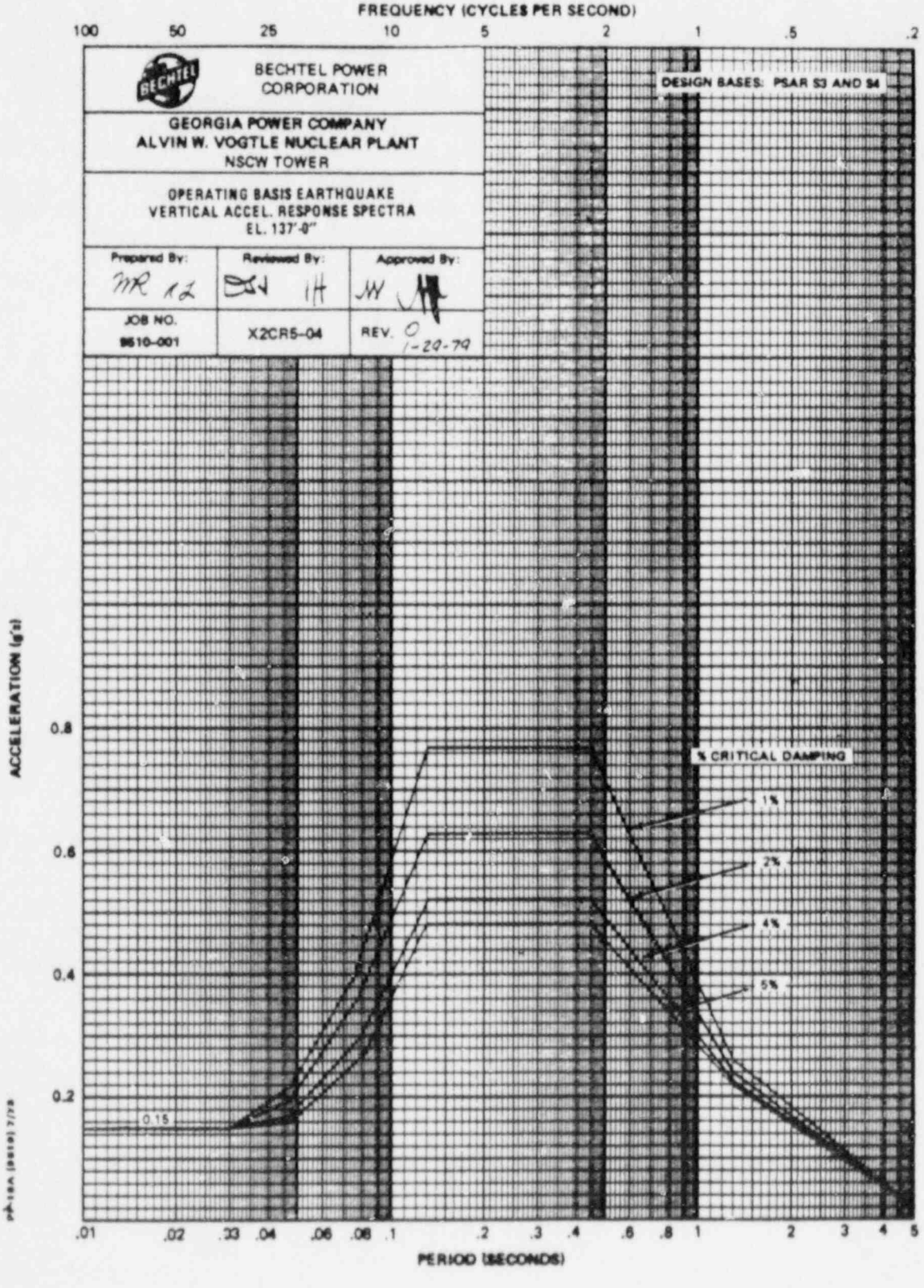
FREQUENCY (CYCLES PER SECOND)
100
50
25
10
5
2
1
.5
.2
BECHTEL POWER CORPORATION
GEORGIA POWER COMPANY
ALVIN W. VOGTLE NUCLEAR PLANT
NSCW TOWER
OPERATING BASIS EARTHQUAKE
VERTICAL ACCEL. RESPONSE SPECTRA
EL. 137'-0"
Prepared By:
Reviewed By:
Approved By:
JOB NO.
9610-001
X2CR5-04
REV. 0
1-29-79
DESIGN BASES: PSAR S3 AND S4
% CRITICAL DAMPING
1%
2%
4%
5%
0.15
ACCELERATION (g's)
0.8
0.6
0.4
0.2
.01
.02
.03
.04
.06
.08
.1
.2
.3
.4
.6
.8
1
2
3
4
5
PERIOD (SECONDS)

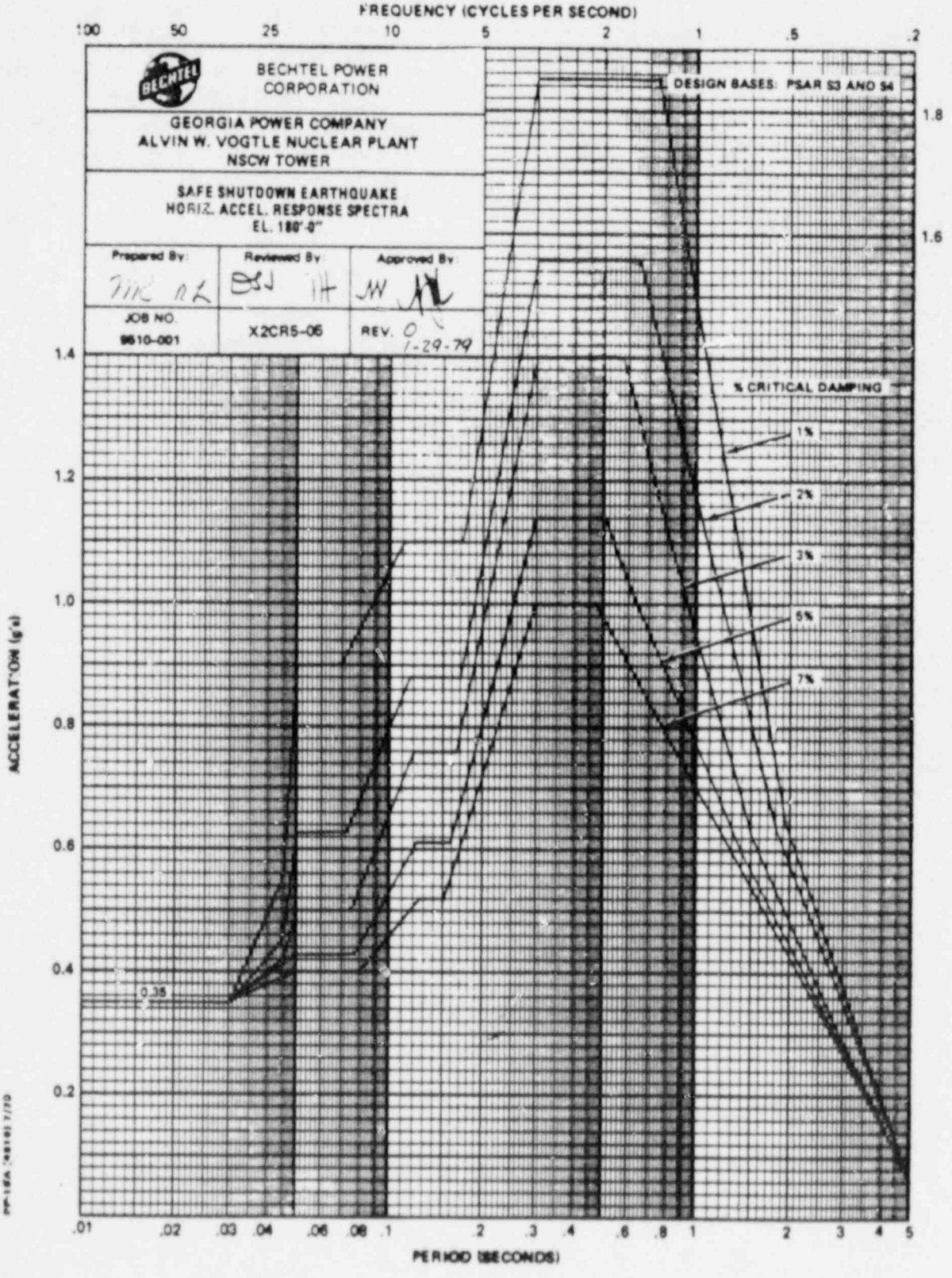
FREQUENCY (CYCLES PER SECOND)
100
50
25
10
5
2
1
.5
.2
BECHTEL POWER CORPORATION
GEORGIA POWER COMPANY
ALVIN W. VOGTLE NUCLEAR PLANT
NSCW TOWER
SAFE SHUTDOWN EARTHQUAKE
HORIZ. ACCEL. RESPONSE SPECTRA
EL. 180'-0"
Prepared By:
Reviewed By:
Approved By:
JOB NO.
9610-001
X2CR5-06
REV. 0
1-29-79
1. DESIGN BASES: PSAR S3 AND S4
% CRITICAL DAMPING
1%
2%
3%
5%
7%
0.35
ACCELERATION (g's)
1.8
1.6
1.4
1.2
1.0
0.8
0.6
0.4
0.2
.01
.02
.03
.04
.06
.08
.1
.2
.3
.4
.6
.8
1
2
3
4
5
PERIOD (SECONDS)

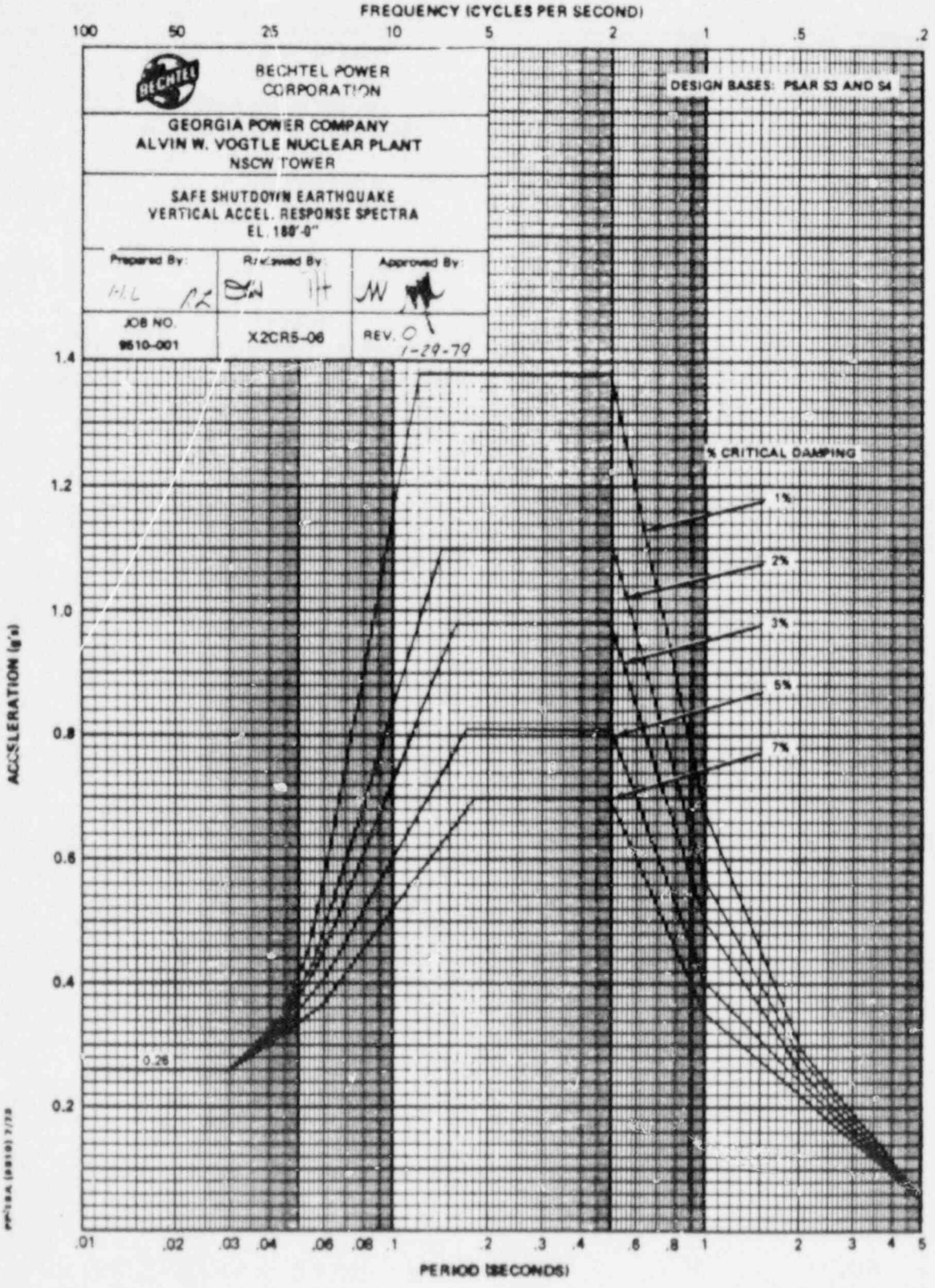
FREQUENCY (CYCLES PER SECOND)
100
50
25
10
5
2
1
.5
.2
BECHTEL POWER CORPORATION
DESIGN BASES: PSAR S3 AND S4
GEORGIA POWER COMPANY
ALVIN W. VOGTLE NUCLEAR PLANT
NSCW TOWER
SAFE SHUTDOWN EARTHQUAKE
VERTICAL ACCEL. RESPONSE SPECTRA
EL. 188'-0"
Prepared By:
Reviewed By:
Approved By:
JOB NO.
9610-001
X2CR5-06
REV. 0
1-29-79
% CRITICAL DAMPING
1%
2%
3%
5%
7%
0.26
ACCELERATION (g's)
1.4
1.2
1.0
0.8
0.6
0.4
0.2
.01
.02
.03
.04
.06
.08
.1
.2
.3
.4
.6
.8
1
2
3
4
5
PERIOD (SECONDS)

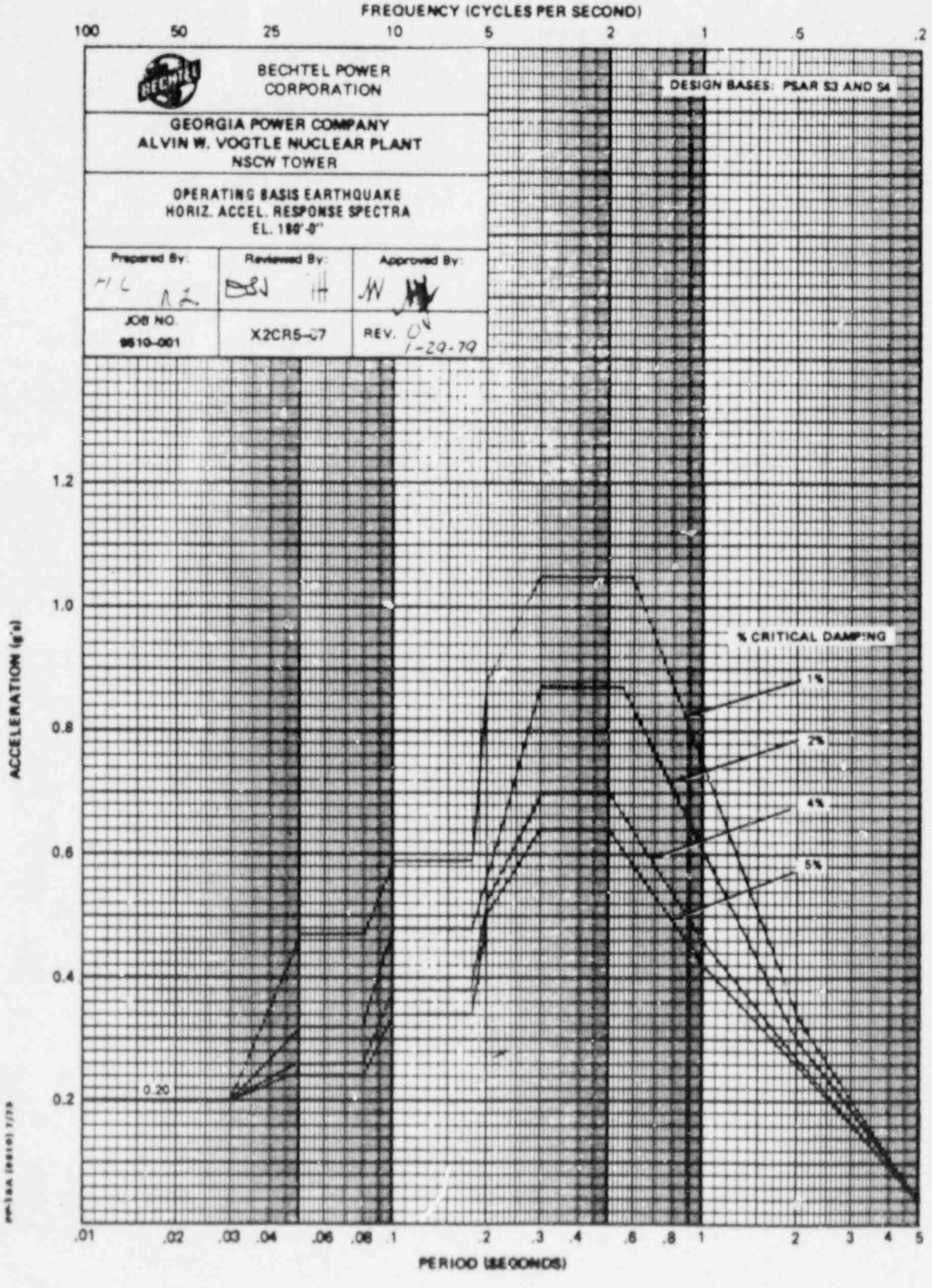
FREQUENCY (CYCLES PER SECOND)
100
50
25
10
5
2
1
.5
.2
BECHTEL POWER CORPORATION
DESIGN BASES: PSAR S3 AND S4
GEORGIA POWER COMPANY
ALVIN W. VOGTLE NUCLEAR PLANT
NSCW TOWER
OPERATING BASIS EARTHQUAKE
HORIZ. ACCEL. RESPONSE SPECTRA
EL. 180'-0"
Prepared By:
Reviewed By:
Approved By:
JOB NO.
9610-001
X2CR5-07
REV. 0
1-29-79
ACCELERATION (g's)
1.2
1.0
0.8
0.6
0.4
0.2
0.20
% CRITICAL DAMPING
1%
2%
4%
5%
.01
.02
.03
.04
.06
.08
.1
.2
.3
.4
.6
.8
1
2
3
4
5
PERIOD (SECONDS)

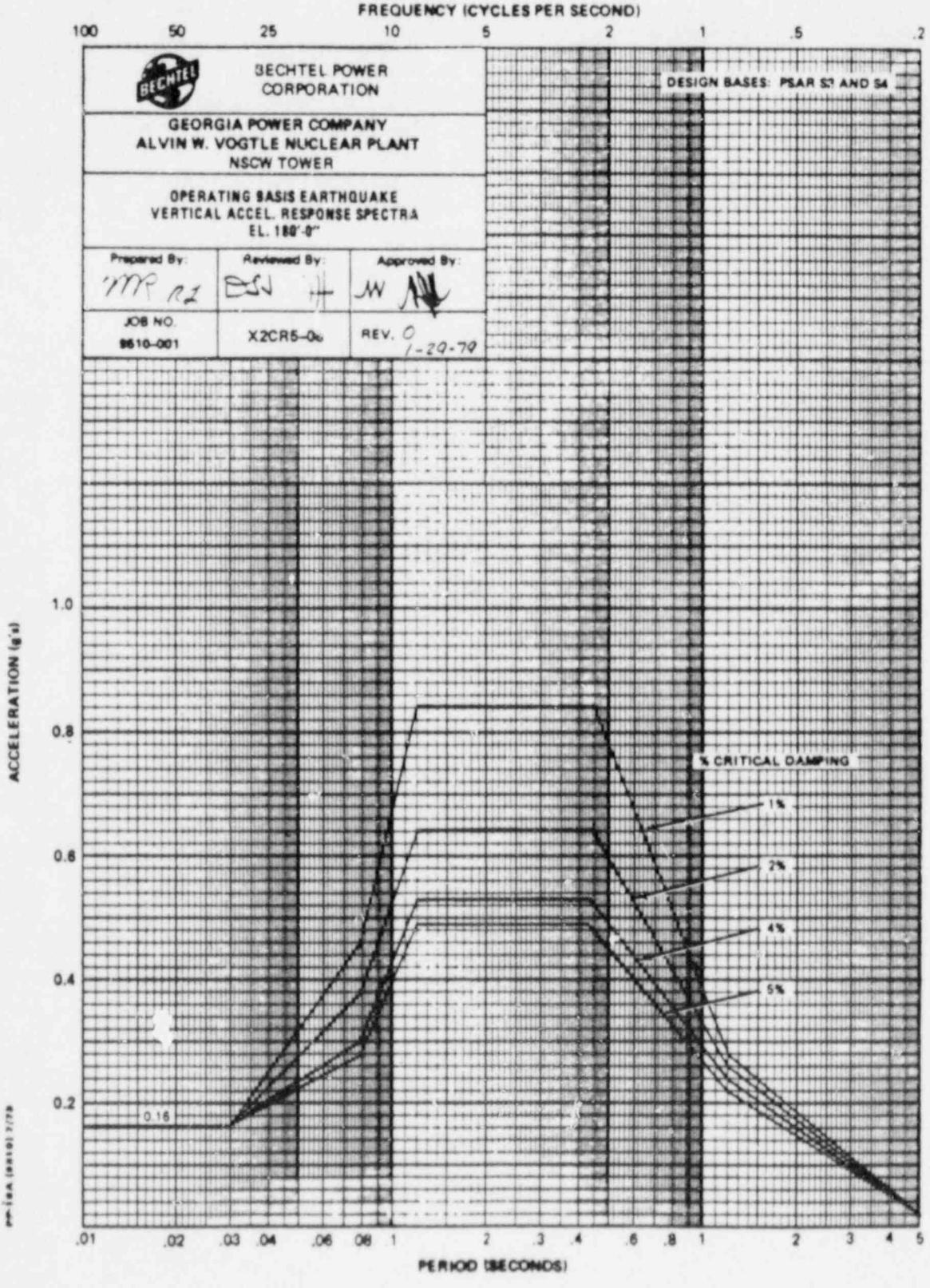
FREQUENCY (CYCLES PER SECOND)
100
50
25
10
5
2
1
.5
.2
BECHTEL POWER CORPORATION
DESIGN BASES: PSAR S3 AND S4
GEORGIA POWER COMPANY
ALVIN W. VOGTLE NUCLEAR PLANT
NSCW TOWER
OPERATING BASIS EARTHQUAKE
VERTICAL ACCEL. RESPONSE SPECTRA
EL. 180'-0"
Prepared By:
Reviewed By:
Approved By:
JOB NO.
9610-001
X2CR5-0
REV. 0
1-29-79
ACCELERATION (g's)
1.0
0.8
0.6
0.4
0.2
% CRITICAL DAMPING
1%
2%
4%
5%
0.16
.01
.02
.03
.04
.06
.08
1
2
3
4
5
PERIOD (SECONDS)

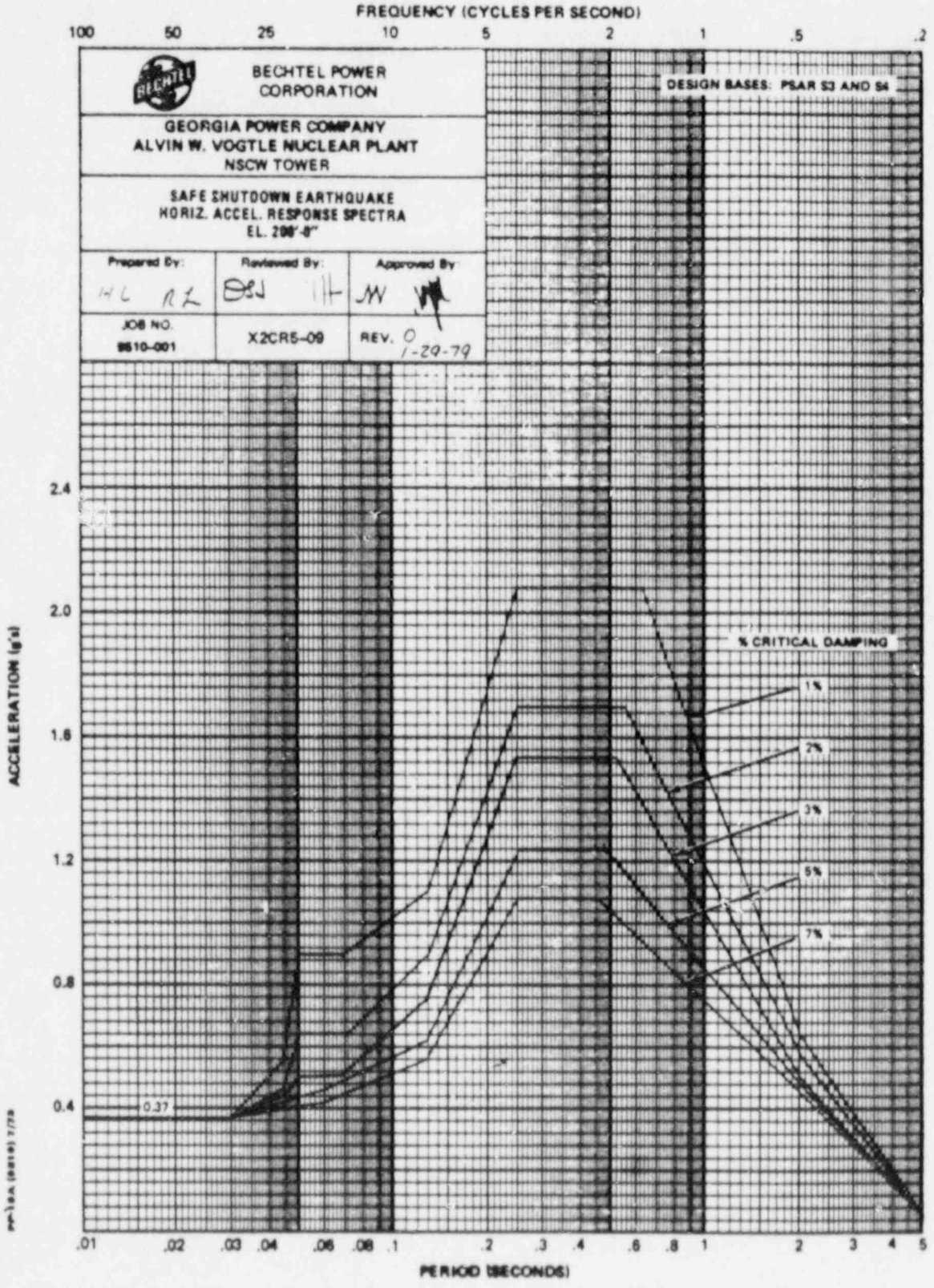
FREQUENCY (CYCLES PER SECOND)
100 50 25 10 5 2 1 .5 .2
BECHTEL POWER CORPORATION
DESIGN BASES: PSAR S3 AND S4
GEORGIA POWER COMPANY
ALVIN W. VOGTLE NUCLEAR PLANT
NSCW TOWER
SAFE SHUTDOWN EARTHQUAKE
HORIZ. ACCEL. RESPONSE SPECTRA
EL. 208'-8"
Prepared By:
Reviewed By:
Approved By
JOB NO.
9610-001
X2CR5-09
REV. 0
1-29-79
ACCELERATION (g's)
2.4
2.0
1.6
1.2
0.8
0.4
0.37
% CRITICAL DAMPING
1%
2%
3%
5%
7%
.01 .02 .03 .04 .06 .08 .1 .2 .3 .4 .6 .8 1 2 3 4 5
PERIOD (SECONDS)

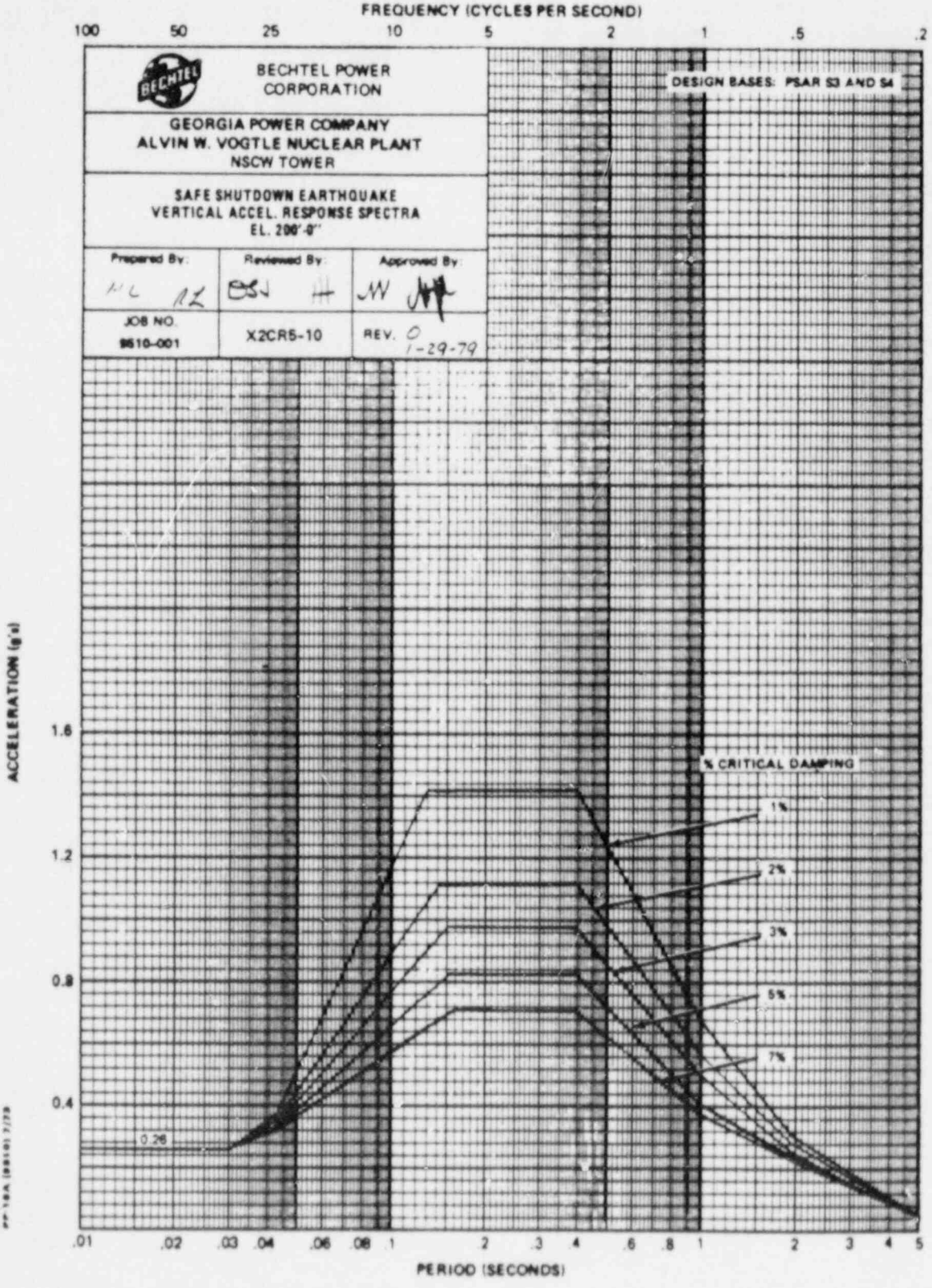
FREQUENCY (CYCLES PER SECOND)
100
50
25
10
5
2
1
.5
.2
BECHTEL POWER CORPORATION
DESIGN BASES: PSAR S3 AND S4
GEORGIA POWER COMPANY
ALVIN W. VOGTLE NUCLEAR PLANT
NSCW TOWER
SAFE SHUTDOWN EARTHQUAKE
VERTICAL ACCEL. RESPONSE SPECTRA
EL. 206'-0"
Prepared By:
Reviewed By:
Approved By:
JOB NO.
9610-001
X2CR5-10
REV. 0
1-29-79
ACCELERATION (g's)
1.6
1.2
0.8
0.4
% CRITICAL DAMPING
1%
2%
3%
5%
7%
0.26
.01
.02
.03
.04
.06
.08
.1
2
.3
.4
.6
.8
1
2
3
4
5
PERIOD (SECONDS)

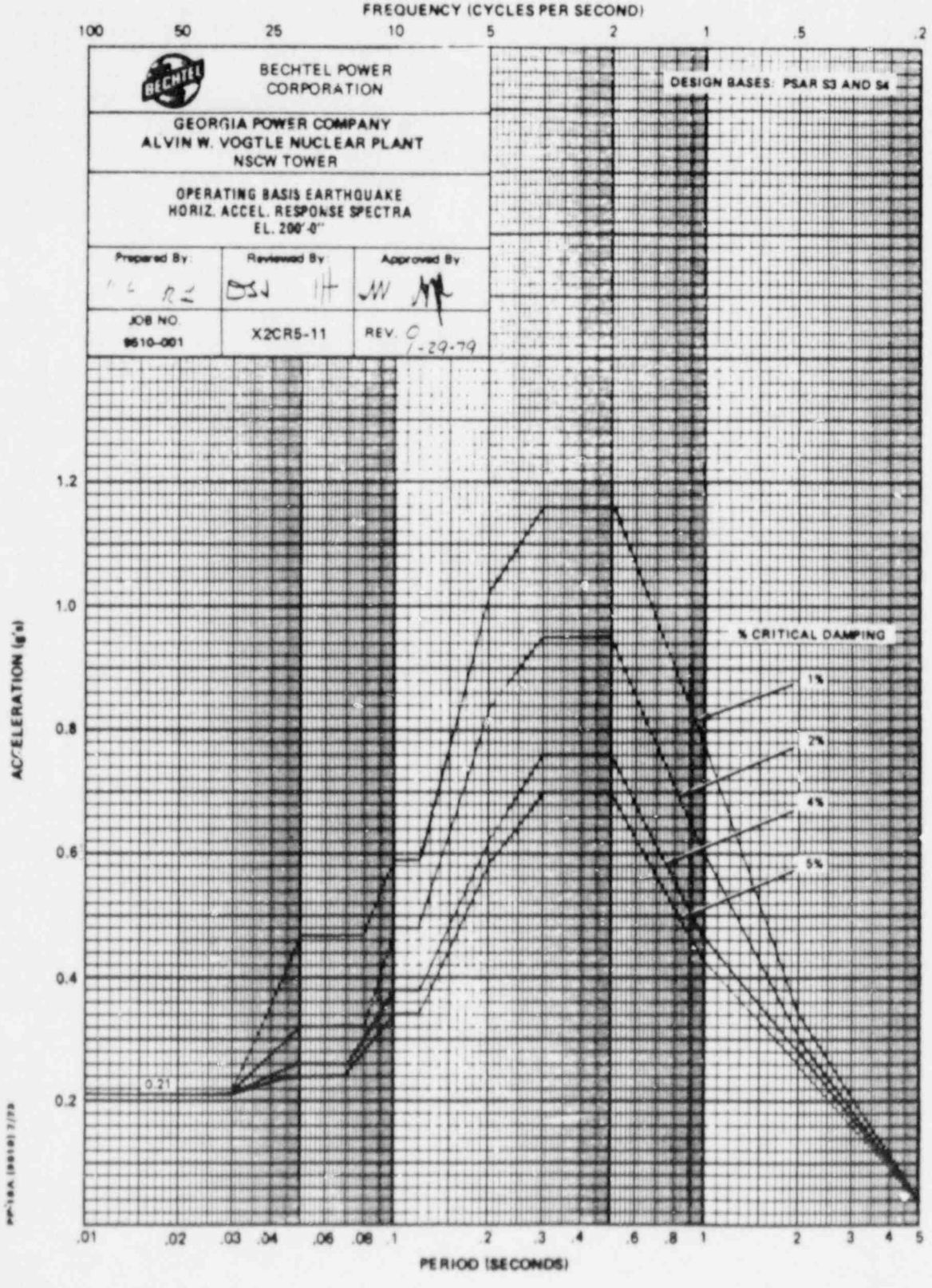
FREQUENCY (CYCLES PER SECOND)
100
50
25
10
5
2
1
.5
.2
BECHTEL POWER CORPORATION
GEORGIA POWER COMPANY
ALVIN W. VOGTLE NUCLEAR PLANT
NSCW TOWER
OPERATING BASIS EARTHQUAKE
HORIZ. ACCEL. RESPONSE SPECTRA
EL. 200'-0"
Prepared By
Reviewed By
Approved By
JOB NO.
9610-001
X2CR5-11
REV. 0
1-29-79
DESIGN BASES: PSAR S3 AND S4
% CRITICAL DAMPING
1%
2%
4%
5%
0.21
ACCELERATION (g's)
1.2
1.0
0.8
0.6
0.4
0.2
.01
.02
.03
.04
.06
.08
.1
.2
.3
.4
.6
.8
1
2
3
4
5
PERIOD (SECONDS)

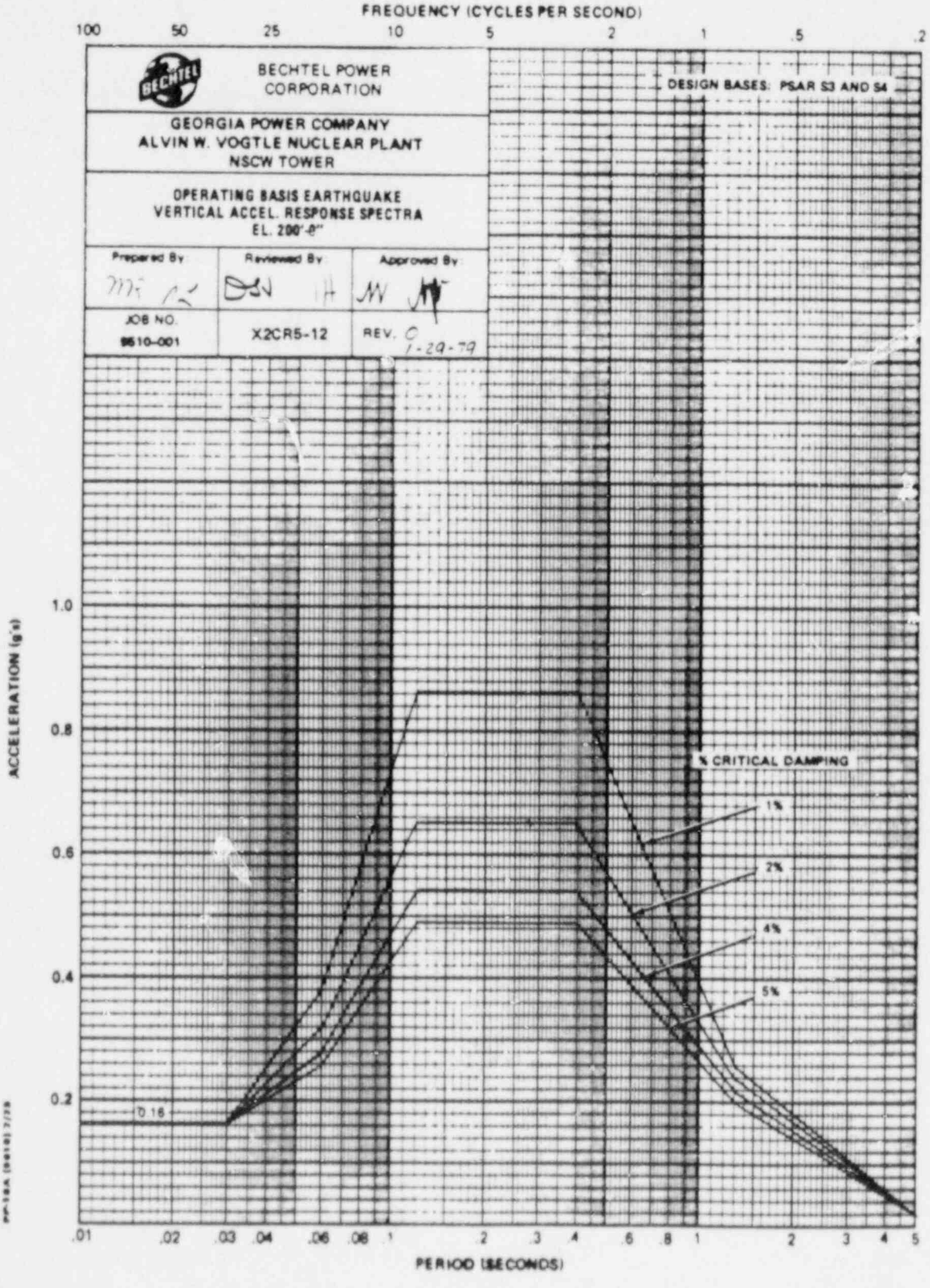
FREQUENCY (CYCLES PER SECOND)
100
50
25
10
5
2
1
.5
.2
BECHTEL POWER CORPORATION
DESIGN BASES: PSAR S3 AND S4
GEORGIA POWER COMPANY
ALVIN W. VOGTLE NUCLEAR PLANT
NSCW TOWER
OPERATING BASIS EARTHQUAKE
VERTICAL ACCEL. RESPONSE SPECTRA
EL. 200'-0"
Prepared By
Reviewed By
Approved By
JOB NO.
9610-001
X2CR5-12
REV. C
1-29-79
ACCELERATION (g's)
1.0
0.8
0.6
0.4
0.2
0.16
% CRITICAL DAMPING
1%
2%
4%
5%
.01
.02
.03
.04
.06
.08
.1
.2
.3
.4
.6
.8
1
2
3
4
5
PERIOD (SECONDS)

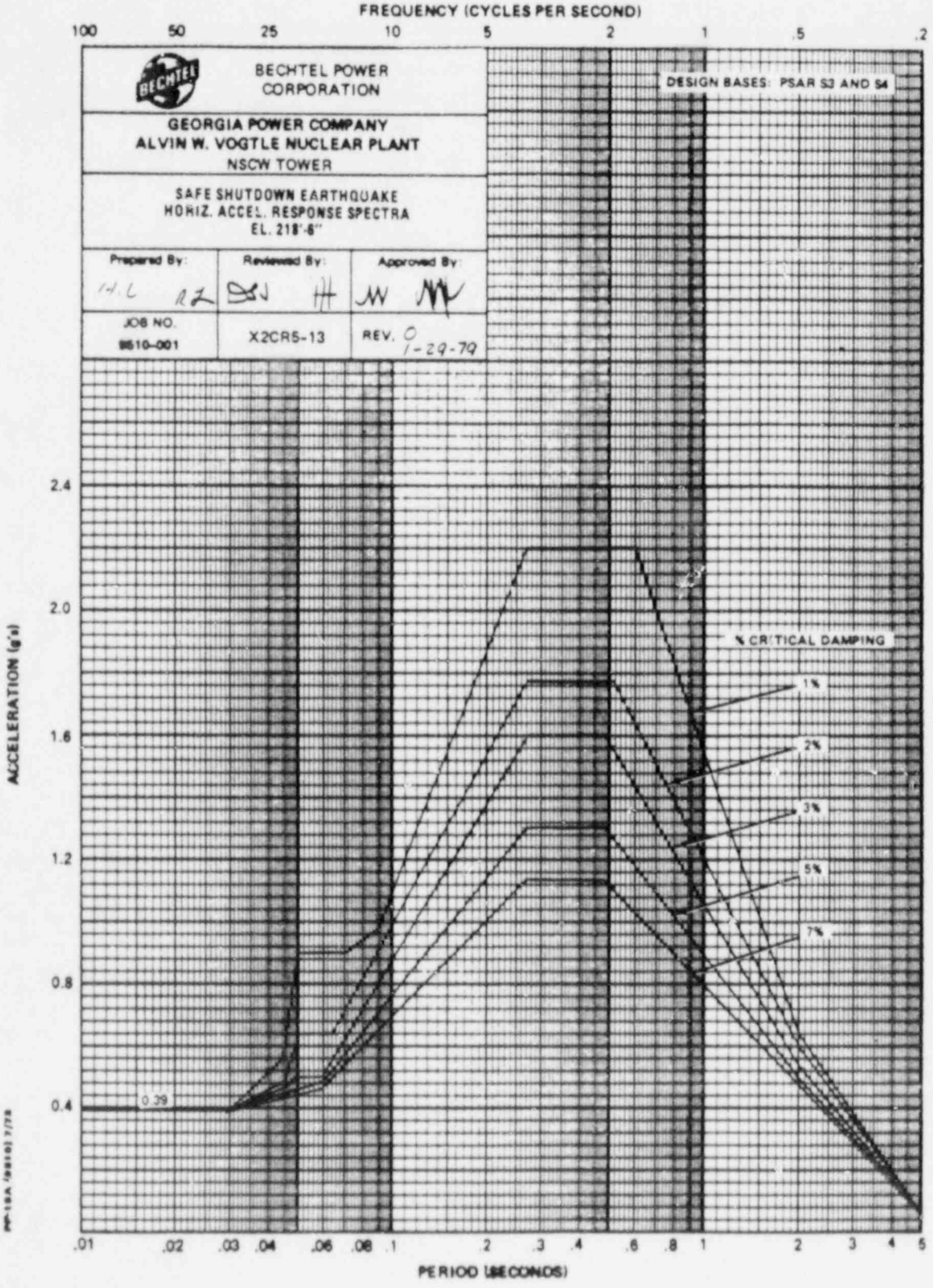
FREQUENCY (CYCLES PER SECOND)
100
50
25
10
5
2
1
.5
.2
BECHTEL POWER CORPORATION
GEORGIA POWER COMPANY
ALVIN W. VOGTLE NUCLEAR PLANT
NSCW TOWER
SAFE SHUTDOWN EARTHQUAKE
HORIZ. ACCEL. RESPONSE SPECTRA
EL. 218'-6"
Prepared By:
Reviewed By:
Approved By:
JOB NO.
8610-001
X2CR5-13
REV. 0
1-29-79
DESIGN BASES: PSAR S3 AND S4
% CRITICAL DAMPING
1%
2%
3%
5%
7%
0.39
ACCELERATION (g's)
2.4
2.0
1.6
1.2
0.8
0.4
.01
.02
.03
.04
.06
.08
.1
.2
.3
.4
.6
.8
1
2
3
4
5
PERIOD (SECONDS)

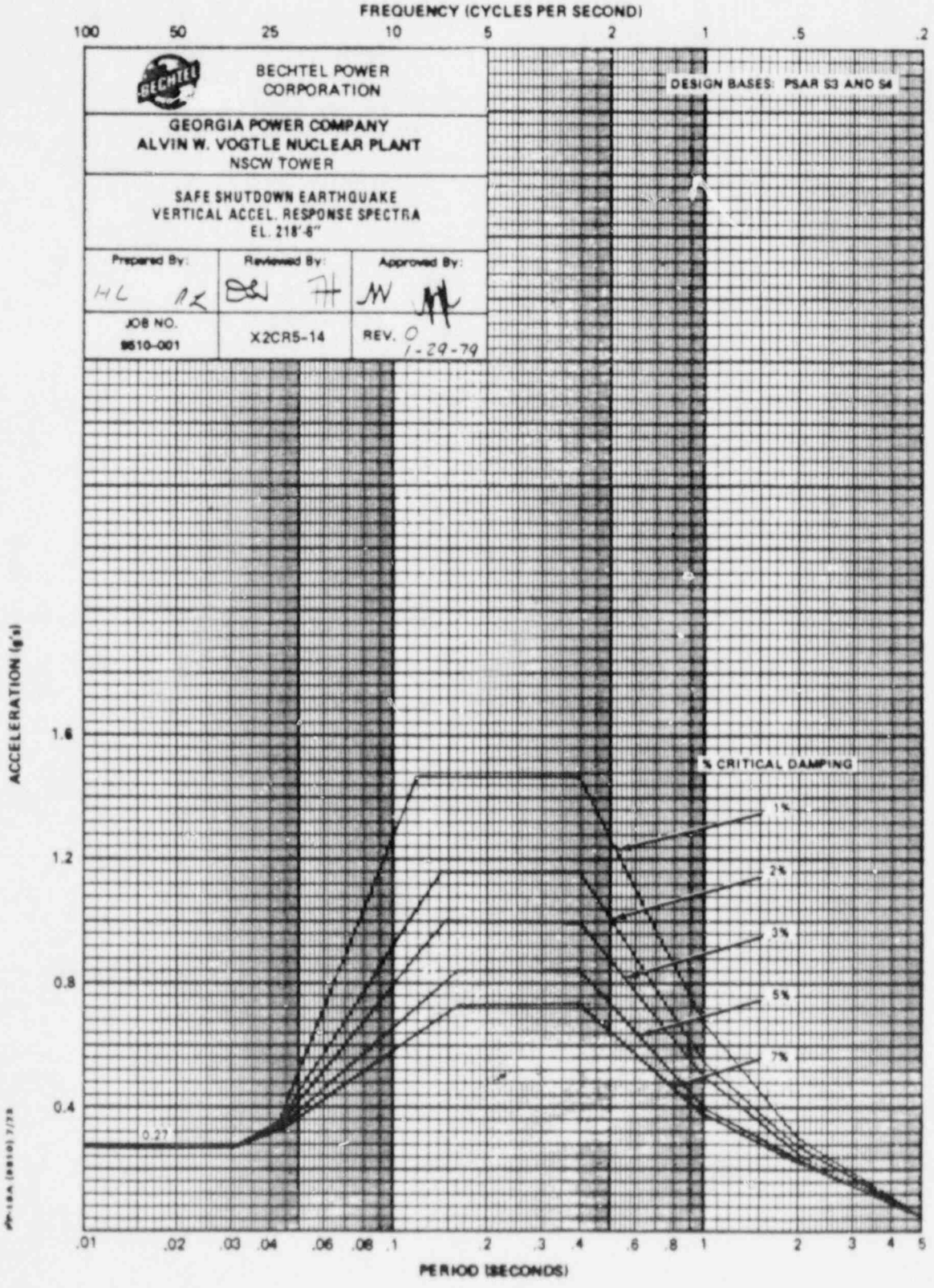
FREQUENCY (CYCLES PER SECOND)
100
50
25
10
5
2
1
.5
.2
BECHTEL POWER CORPORATION
DESIGN BASES: PSAR S3 AND S4
GEORGIA POWER COMPANY
ALVIN W. VOGTLE NUCLEAR PLANT
NSCW TOWER
SAFE SHUTDOWN EARTHQUAKE
VERTICAL ACCEL. RESPONSE SPECTRA
EL. 218'-6"
Prepared By:
HL AZ
Reviewed By:
Approved By:
JOB NO.
9610-001
X2CR5-14
REV. 0
1-29-79
ACCELERATION (g's)
1.6
1.2
0.8
0.4
% CRITICAL DAMPING
1%
2%
3%
5%
7%
0.27
.01
.02
.03
.04
.06
.08
.1
.2
.3
.4
.6
.8
1
2
3
4
5
PERIOD (SECONDS)

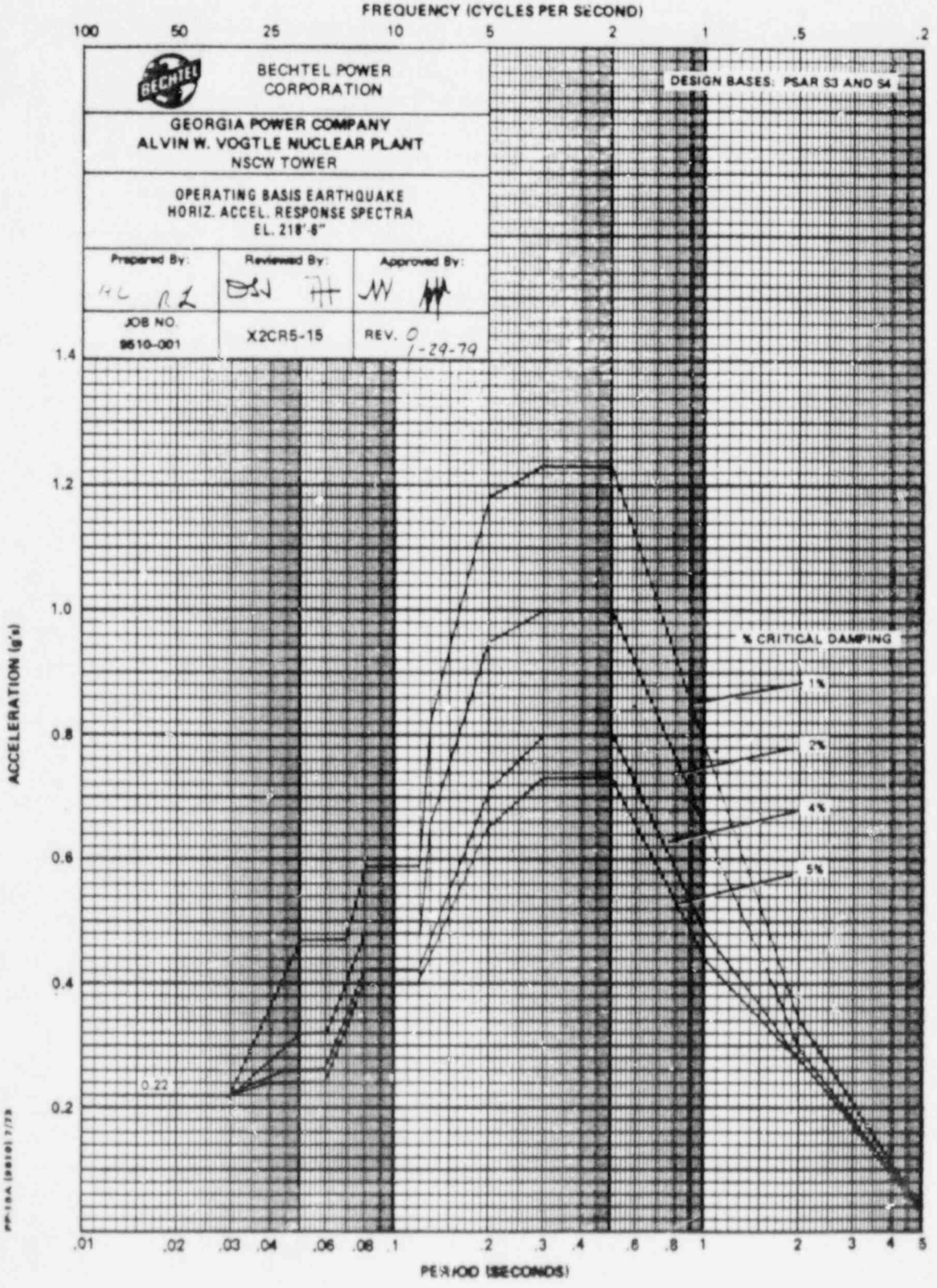
FREQUENCY (CYCLES PER SECOND)
100 50 25 10 5 2 1 .5 .2
BECHTEL POWER CORPORATION
GEORGIA POWER COMPANY
ALVIN W. VOGTLE NUCLEAR PLANT
NSCW TOWER
OPERATING BASIS EARTHQUAKE
HORIZ. ACCEL. RESPONSE SPECTRA
EL. 218'-6"
Prepared By:
Reviewed By:
Approved By:
JOB NO. 9610-001
X2CR5-15
REV. 0 1-29-79
DESIGN BASES: PSAR S3 AND S4
% CRITICAL DAMPING
1%
2%
4%
5%
0.22
ACCELERATION (g's)
1.4 1.2 1.0 0.8 0.6 0.4 0.2
.01 .02 .03 .04 .06 .08 .1 .2 .3 .4 .6 .8 1 2 3 4 5
PERIOD (SECONDS)

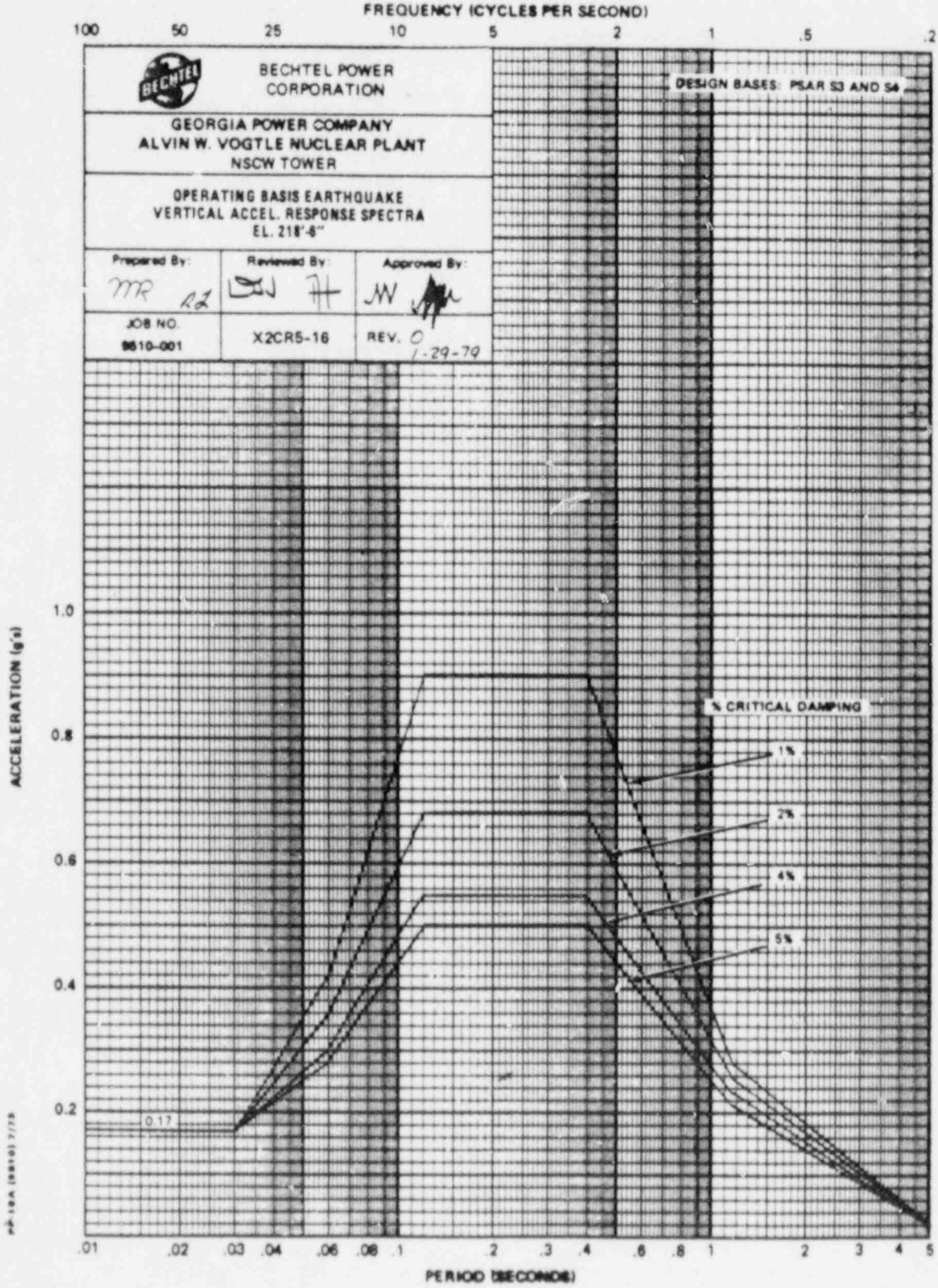
FREQUENCY (CYCLES PER SECOND)
100
50
25
10
5
2
1
.5
.2
BECHTEL POWER CORPORATION
DESIGN BASES: PSAR S3 AND S4
GEORGIA POWER COMPANY
ALVIN W. VOGTLE NUCLEAR PLANT
NSCW TOWER
OPERATING BASIS EARTHQUAKE
VERTICAL ACCEL. RESPONSE SPECTRA
EL. 218'-6"
Prepared By:
Reviewed By:
Approved By:
JOB NO.
9610-001
X2CR5-16
REV. 0
1-29-79
% CRITICAL DAMPING
1%
2%
4%
5%
0.17
ACCELERATION (g's)
1.0
0.8
0.6
0.4
0.2
.01
.02
.03
.04
.06
.08
.1
.2
.3
.4
.6
.8
1
2
3
4
5
PERIOD (SECONDS)

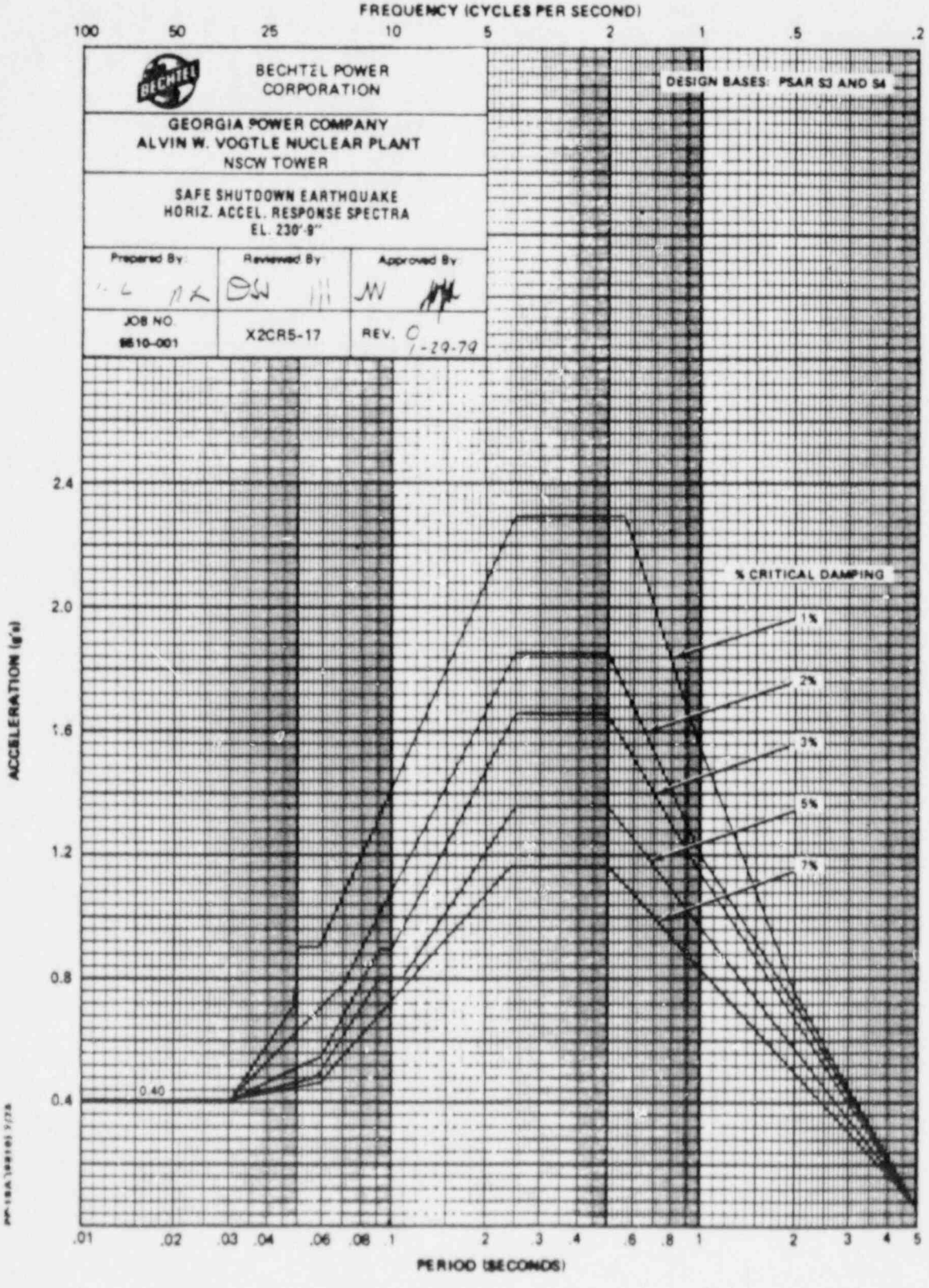
FREQUENCY (CYCLES PER SECOND)
100
50
25
10
5
2
1
.5
.2
BECHTEL POWER CORPORATION
DESIGN BASES: PSAR S3 AND S4
GEORGIA POWER COMPANY
ALVIN W. VOGTLE NUCLEAR PLANT
NSCW TOWER
SAFE SHUTDOWN EARTHQUAKE
HORIZ. ACCEL. RESPONSE SPECTRA
EL. 230'-9"
Prepared By
Reviewed By
Approved By
JOB NO.
9610-001
X2CR5-17
REV. 0
1-29-79
% CRITICAL DAMPING
1%
2%
3%
5%
7%
ACCELERATION (g's)
2.4
2.0
1.6
1.2
0.8
0.4
0.40
.01
.02
.03
.04
.06
.08
.1
.2
.3
.4
.6
.8
1
2
3
4
5
PERIOD (SECONDS)

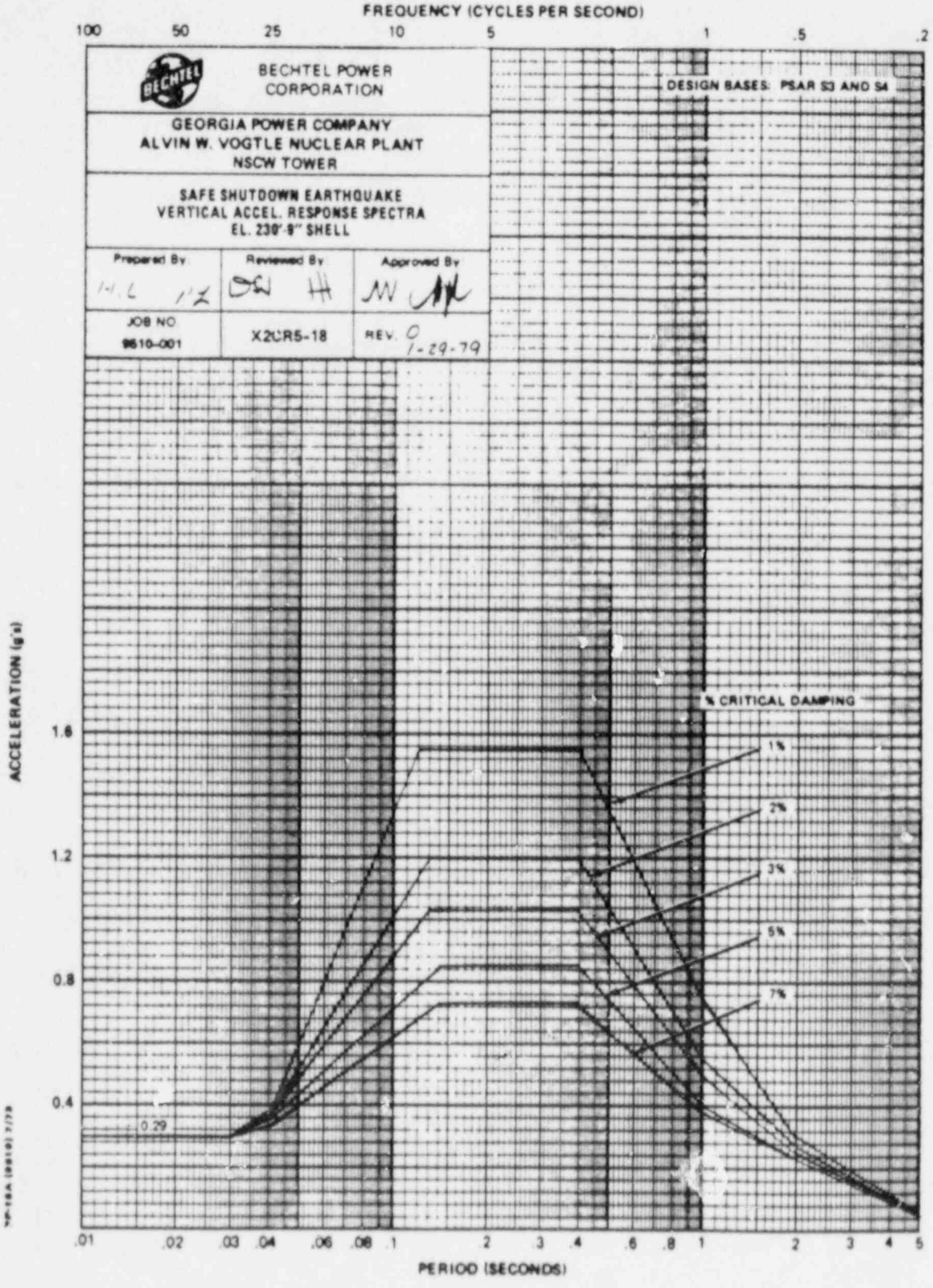
FREQUENCY (CYCLES PER SECOND)
100
50
25
10
5
1
.5
.2
BECHTEL POWER CORPORATION
DESIGN BASES: PSAR S3 AND S4
GEORGIA POWER COMPANY
ALVIN W. VOGTLE NUCLEAR PLANT
NSCW TOWER
SAFE SHUTDOWN EARTHQUAKE
VERTICAL ACCEL. RESPONSE SPECTRA
EL. 230'-8" SHELL
Prepared By
Reviewed By
Approved By
JOB NO.
9610-001
X2CR5-18
REV. 0
1-29-79
% CRITICAL DAMPING
1%
2%
3%
5%
7%
0.29
ACCELERATION (g's)
1.6
1.2
0.8
0.4
.01
.02
.03
.04
.06
.08
.1
.2
.3
.4
.6
.8
1
2
3
4
5
PERIOD (SECONDS)

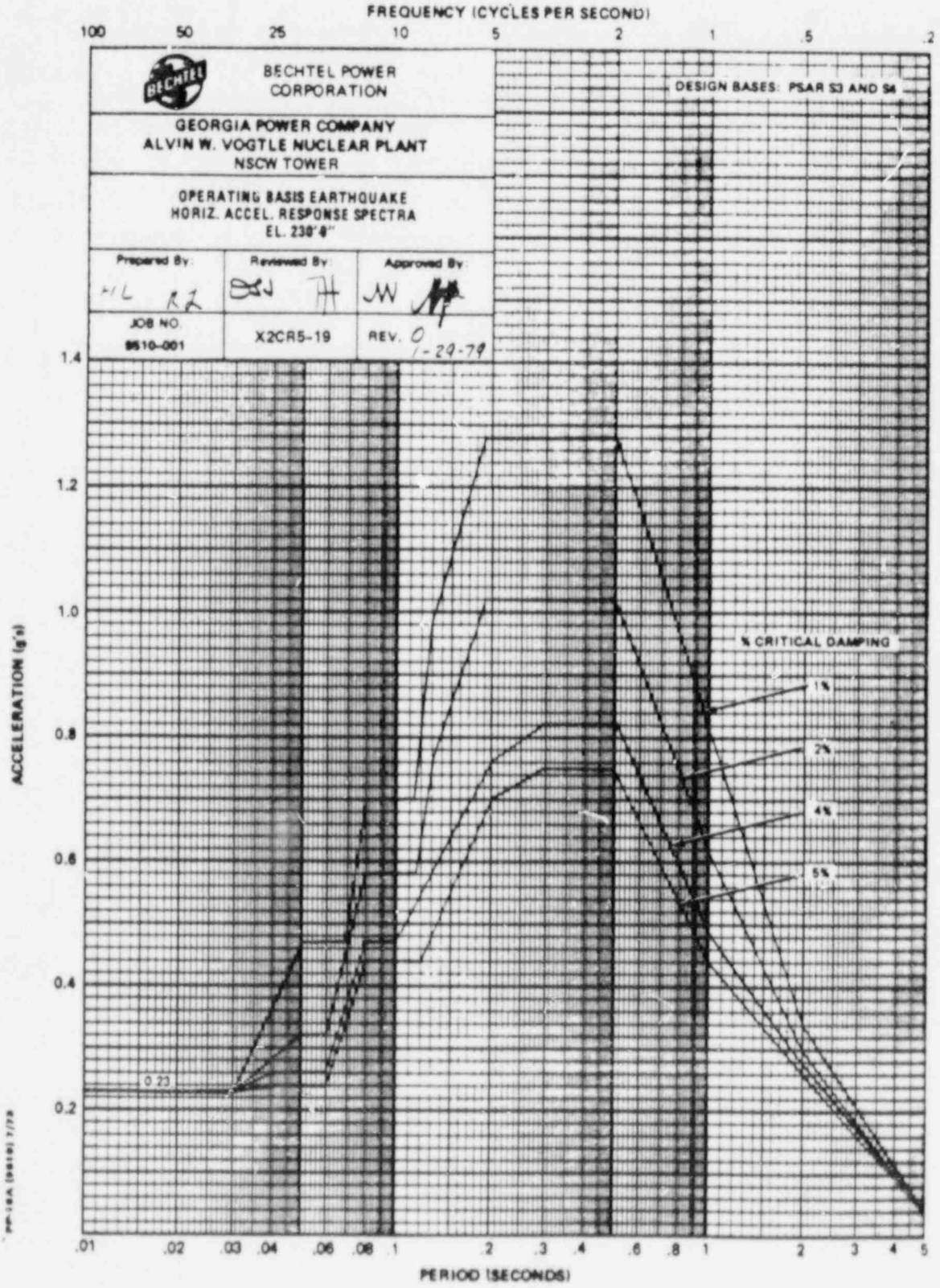
FREQUENCY (CYCLES PER SECOND)
100
50
25
10
5
2
1
.5
.2
BECHTEL POWER CORPORATION
GEORGIA POWER COMPANY
ALVIN W. VOGTLE NUCLEAR PLANT
NSCW TOWER
OPERATING BASIS EARTHQUAKE
HORIZ. ACCEL. RESPONSE SPECTRA
EL. 230'-0"
Prepared By:
Reviewed By:
Approved By:
JOB NO.
8510-001
X2CR5-19
REV. 0
1-29-79
DESIGN BASES: PSAR S3 AND S4
% CRITICAL DAMPING
1%
2%
4%
5%
0.23
ACCELERATION (g's)
1.4
1.2
1.0
0.8
0.6
0.4
0.2
.01
.02
.03
.04
.06
.08
.1
.2
.3
.4
.6
.8
1
2
3
4
5
PERIOD (SECONDS)

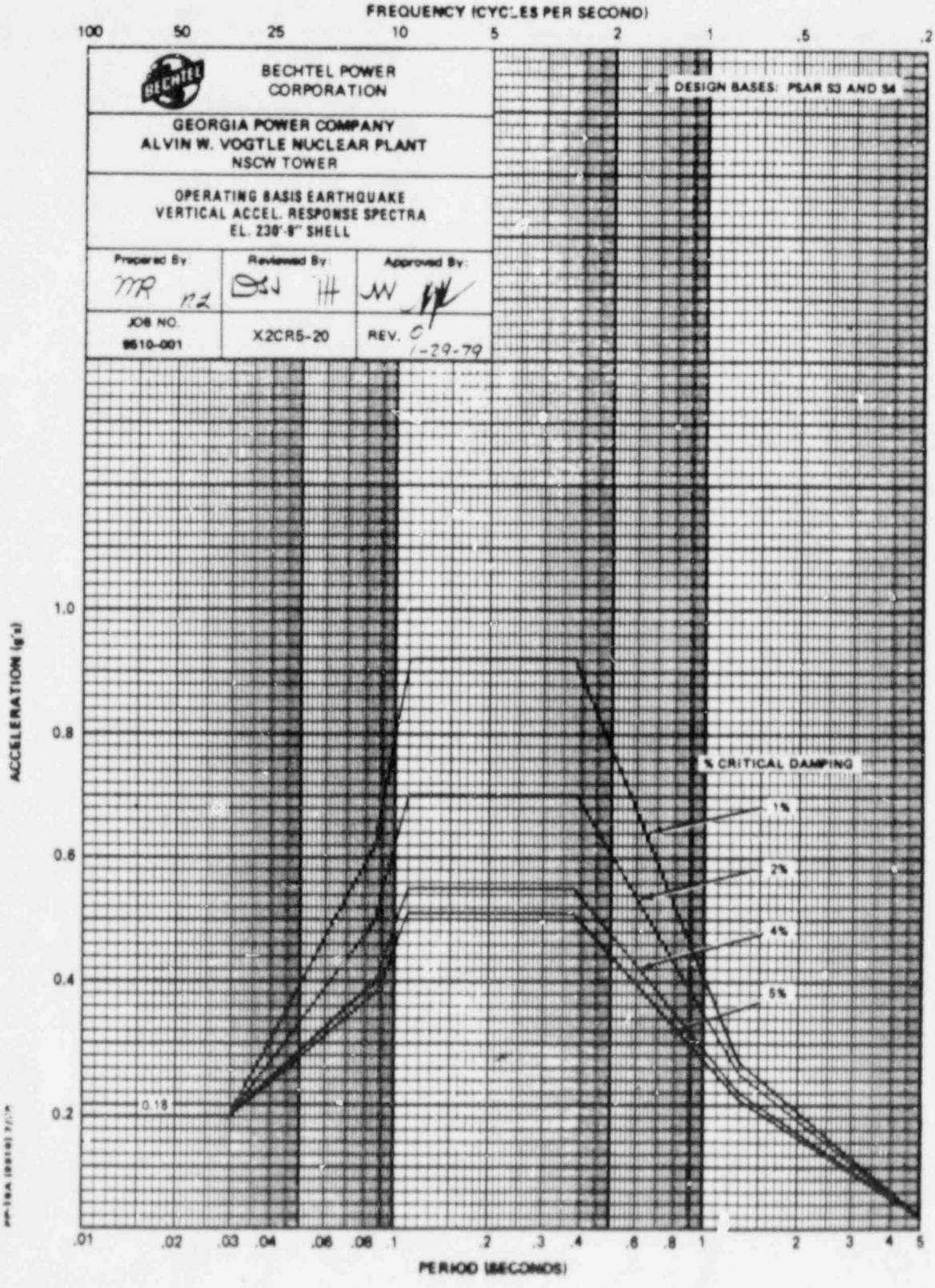
FREQUENCY (CYCLES PER SECOND)
100
50
25
10
5
2
1
.5
.2
BECHTEL POWER CORPORATION
DESIGN BASES: PSAR S3 AND S4
GEORGIA POWER COMPANY
ALVIN W. VOGTLE NUCLEAR PLANT
NSCW TOWER
OPERATING BASIS EARTHQUAKE
VERTICAL ACCEL. RESPONSE SPECTRA
EL. 230'-8" SHELL
Prepared By:
Reviewed By:
Approved By:
JOB NO.
9610-001
X2CR5-20
REV. 0
1-29-79
% CRITICAL DAMPING
1%
2%
4%
5%
0.18
ACCELERATION (g's)
1.0
0.8
0.6
0.4
0.2
.01
.02
.03
.04
.06
.08
.1
.2
.3
.4
.6
.8
1
2
3
4
5
PERIOD (SECONDS)

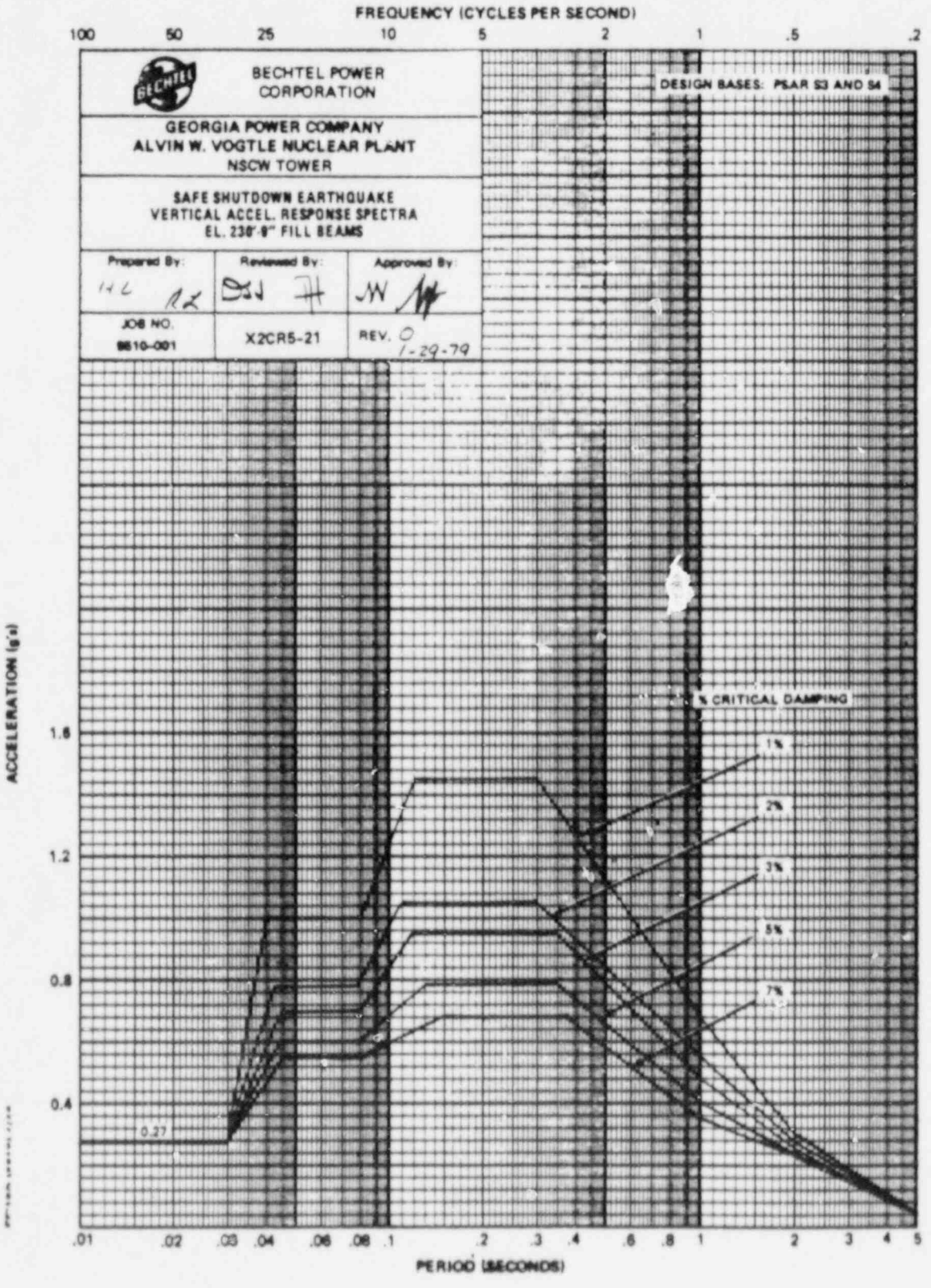
FREQUENCY (CYCLES PER SECOND)
100
50
25
10
5
2
1
.5
.2
BECHTEL POWER CORPORATION
DESIGN BASES: PSAR S3 AND S4
GEORGIA POWER COMPANY
ALVIN W. VOGTLE NUCLEAR PLANT
NSCW TOWER
SAFE SHUTDOWN EARTHQUAKE
VERTICAL ACCEL. RESPONSE SPECTRA
EL. 238'-8" FILL BEAMS
Prepared By:
Reviewed By:
Approved By:
JOB NO.
9610-001
X2CR5-21
REV. 0
1-29-79
% CRITICAL DAMPING
1%
2%
3%
5%
7%
0.27
ACCELERATION (g's)
1.6
1.2
0.8
0.4
.01
.02
.03
.04
.06
.08
.1
.2
.3
.4
.6
.8
1
2
3
4
5
PERIOD (SECONDS)

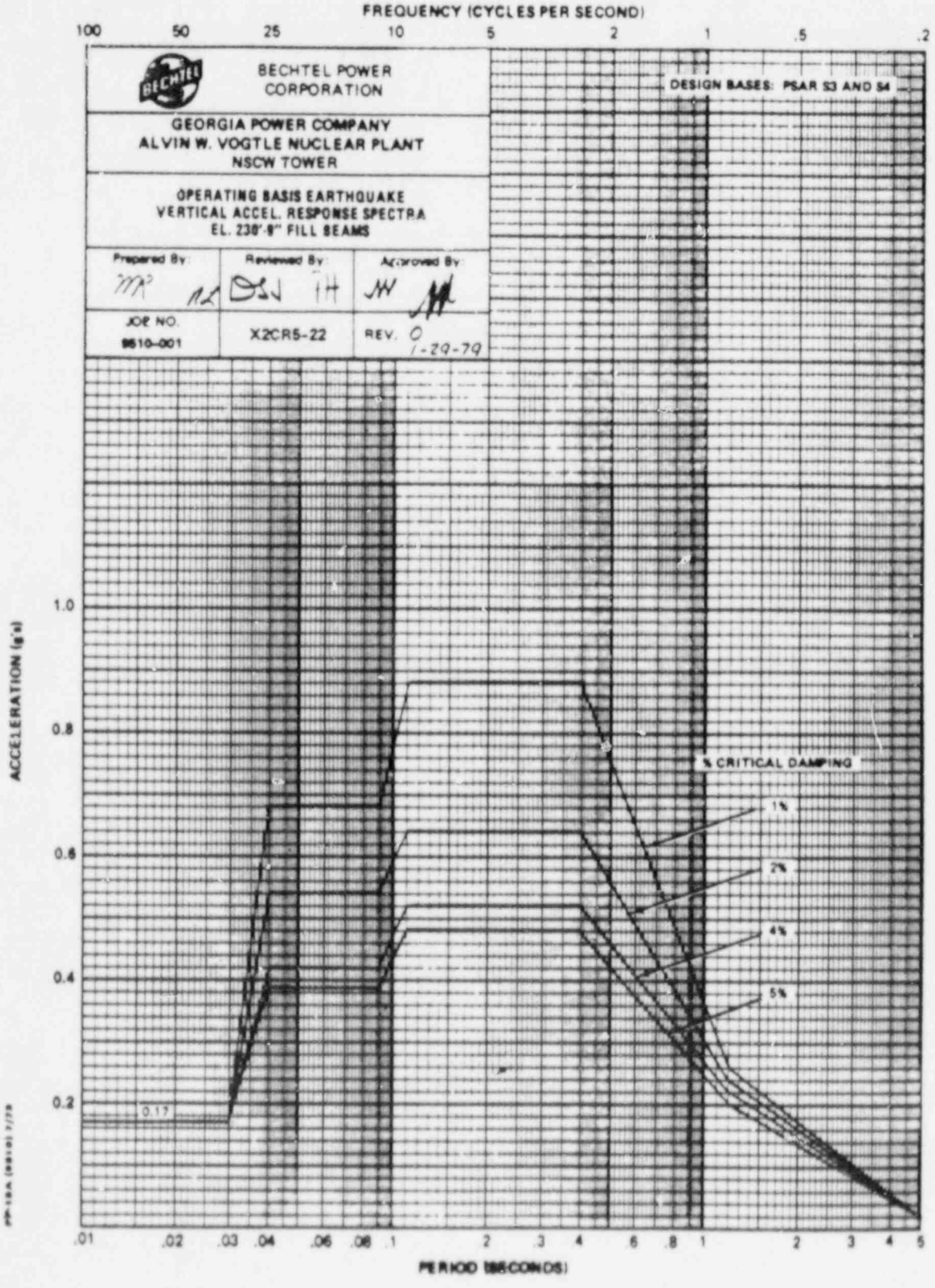
FREQUENCY (CYCLES PER SECOND)
100
50
25
10
5
2
1
.5
.2
BECHTEL POWER CORPORATION
DESIGN BASES: PSAR S3 AND S4
GEORGIA POWER COMPANY
ALVIN W. VOGTLE NUCLEAR PLANT
NSCW TOWER
OPERATING BASIS EARTHQUAKE
VERTICAL ACCEL. RESPONSE SPECTRA
EL. 238'-8" FILL BEAMS
Prepared By:
Reviewed By:
Approved By:
JOB NO.
9610-001
X2CR5-22
REV. 0
1-29-79
ACCELERATION (g's)
1.0
0.8
0.6
0.4
0.2
0.17
% CRITICAL DAMPING
1%
2%
4%
5%
.01
.02
.03
.04
.06
.08
.1
2
.3
4
.6
.8
1
2
3
4
5
PERIOD (SECONDS)

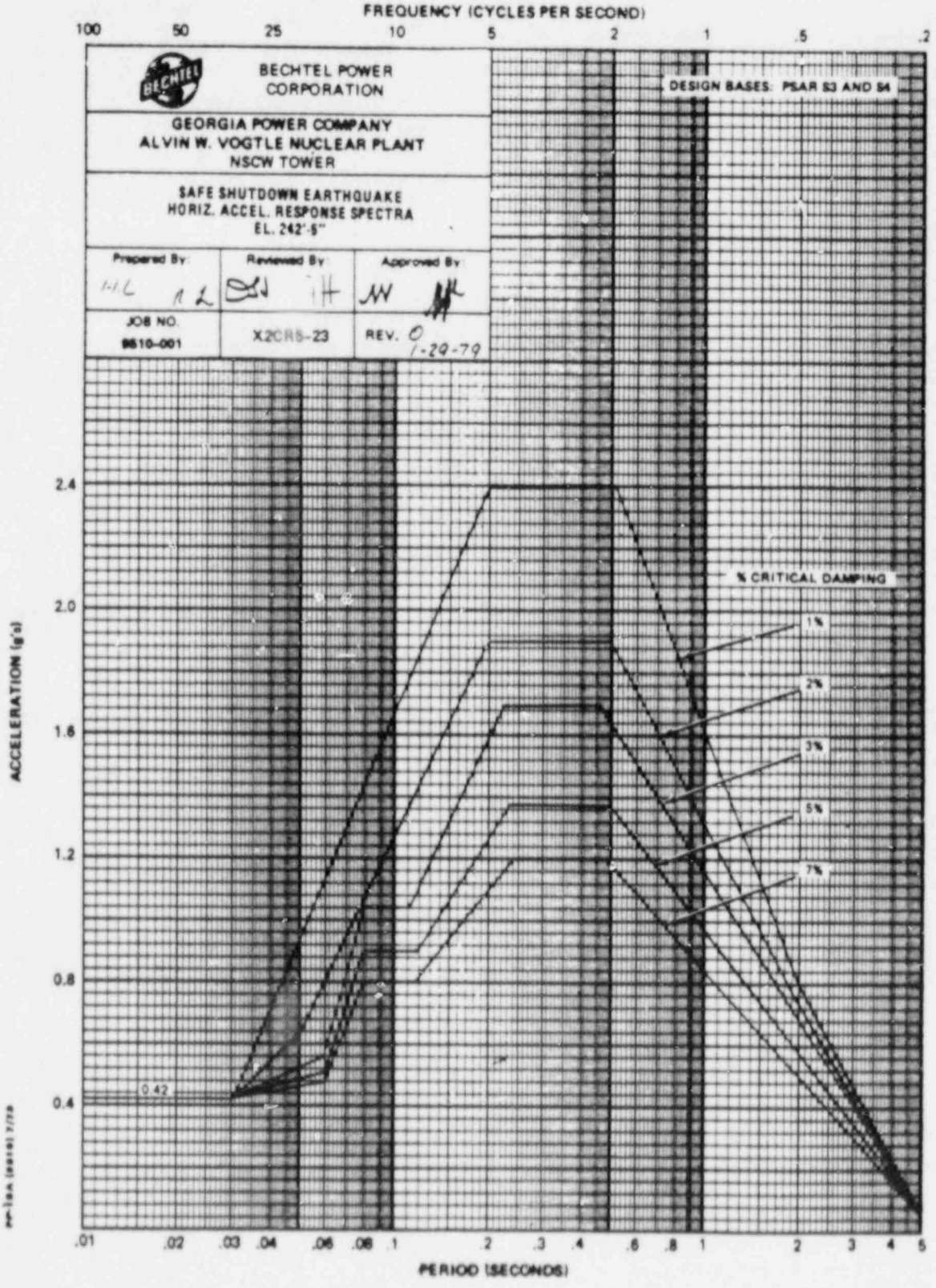
FREQUENCY (CYCLES PER SECOND)
100
50
25
10
5
2
1
.5
.2
BECHTEL POWER CORPORATION
GEORGIA POWER COMPANY
ALVIN W. VOGTLE NUCLEAR PLANT
NSCW TOWER
SAFE SHUTDOWN EARTHQUAKE
HORIZ. ACCEL. RESPONSE SPECTRA
EL. 242'-6"
Prepared By:
Reviewed By:
Approved By:
JOB NO.
9610-001
X2CR8-23
REV. 0
1-29-79
DESIGN BASES: PSAR S3 AND S4
% CRITICAL DAMPING
1%
2%
3%
5%
7%
ACCELERATION (g's)
2.4
2.0
1.6
1.2
0.8
0.4
0.42
.01
.02
.03
.04
.06
.08
.1
2
.3
.4
.6
.8
1
2
3
4
5
PERIOD (SECONDS)

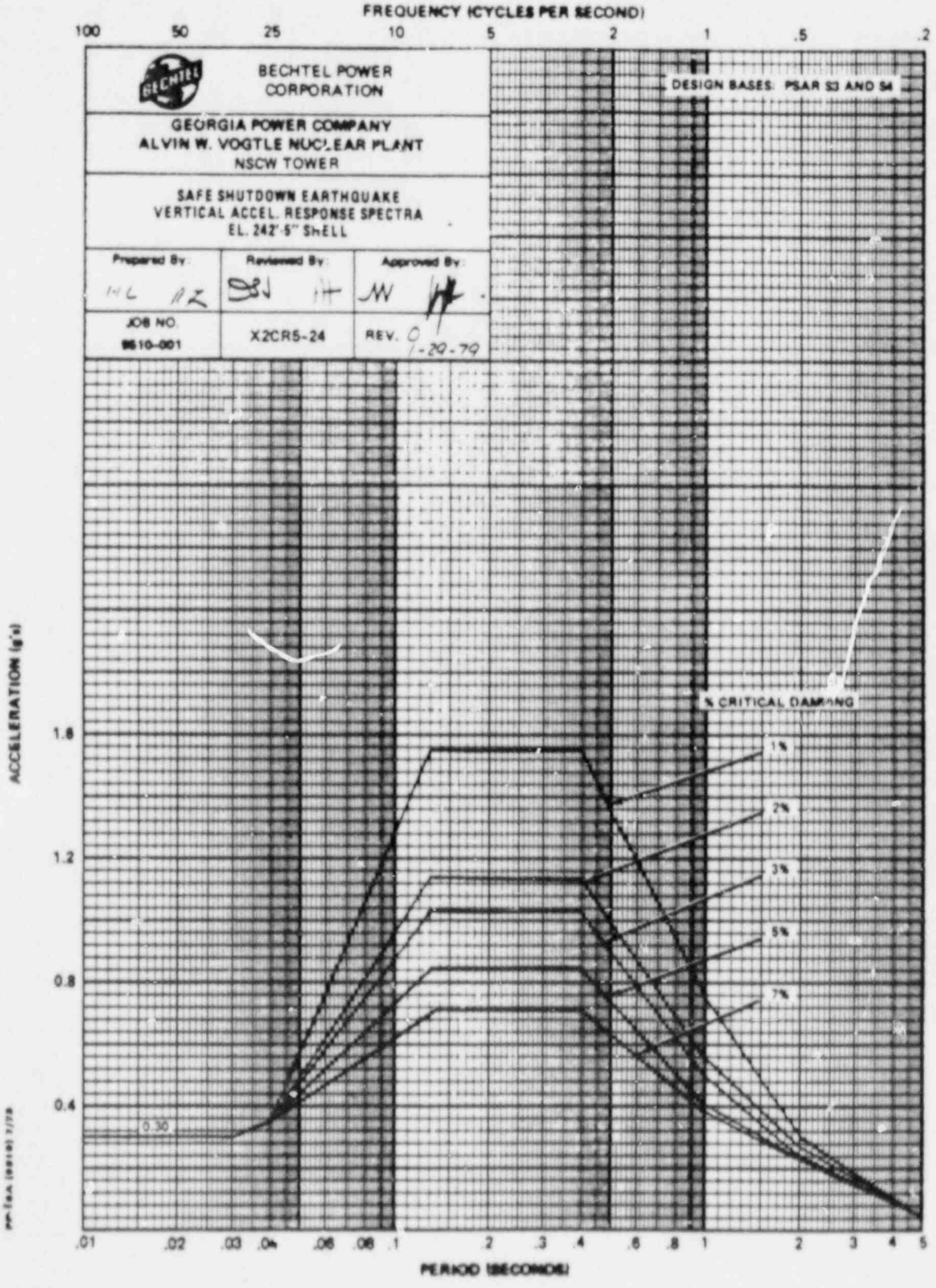
FREQUENCY (CYCLES PER SECOND)
100
50
25
10
5
2
1
.5
.2
BECHTEL POWER CORPORATION
DESIGN BASES: PSAR S3 AND S4
GEORGIA POWER COMPANY
ALVIN W. VOGTLE NUCLEAR PLANT
NSCW TOWER
SAFE SHUTDOWN EARTHQUAKE
VERTICAL ACCEL. RESPONSE SPECTRA
EL. 242'-5" SHELL
Prepared By:
Reviewed By:
Approved By:
JOB NO.
9610-001
X2CR5-24
REV. 0
1-29-79
% CRITICAL DAMPING
1%
2%
3%
5%
7%
ACCELERATION (g's)
1.8
1.2
0.8
0.4
0.30
.01
.02
.03
.04
.06
.08
.1
.2
.3
.4
.6
.8
1
2
3
4
5
PERIOD (SECONDS)

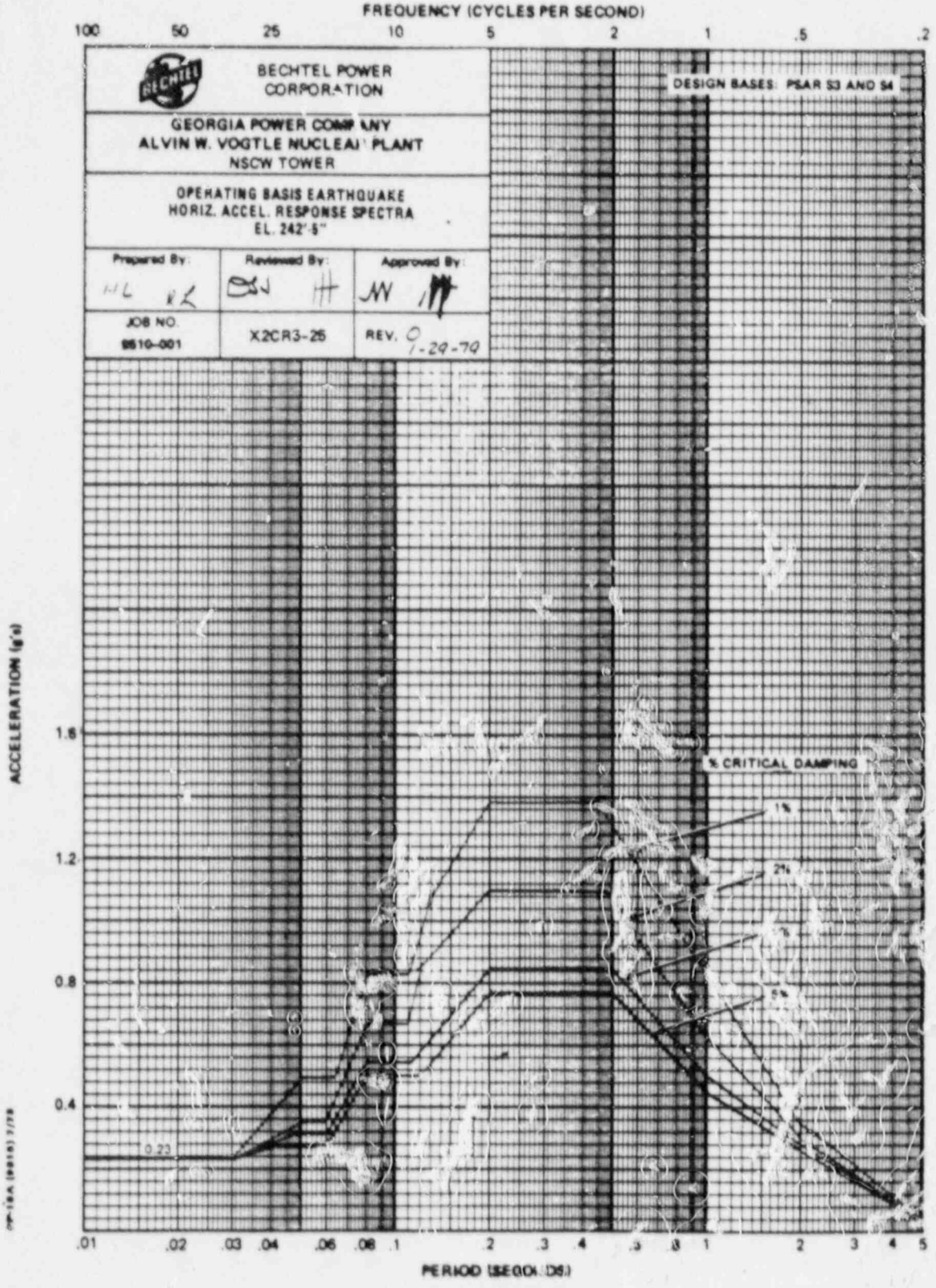
FREQUENCY (CYCLES PER SECOND)
100
50
25
10
5
2
1
.5
.2
BECHTEL POWER CORPORATION
GEORGIA POWER COMPANY
ALVIN W. VOGTLE NUCLEAR PLANT
NSCW TOWER
OPERATING BASIS EARTHQUAKE
HORIZ. ACCEL. RESPONSE SPECTRA
EL. 242'-6"
Prepared By:
Reviewed By:
Approved By:
JOB NO.
9610-001
X2CR3-25
REV. 0
1-29-79
DESIGN BASES: PSAR S3 AND S4
% CRITICAL DAMPING
1%
2%
5%
ACCELERATION (g's)
1.6
1.2
0.8
0.4
0.23
.01
.02
.03
.04
.06
.08
.1
.2
.3
.4
.5
.8
1
2
3
4
5
PERIOD (SECONDS)

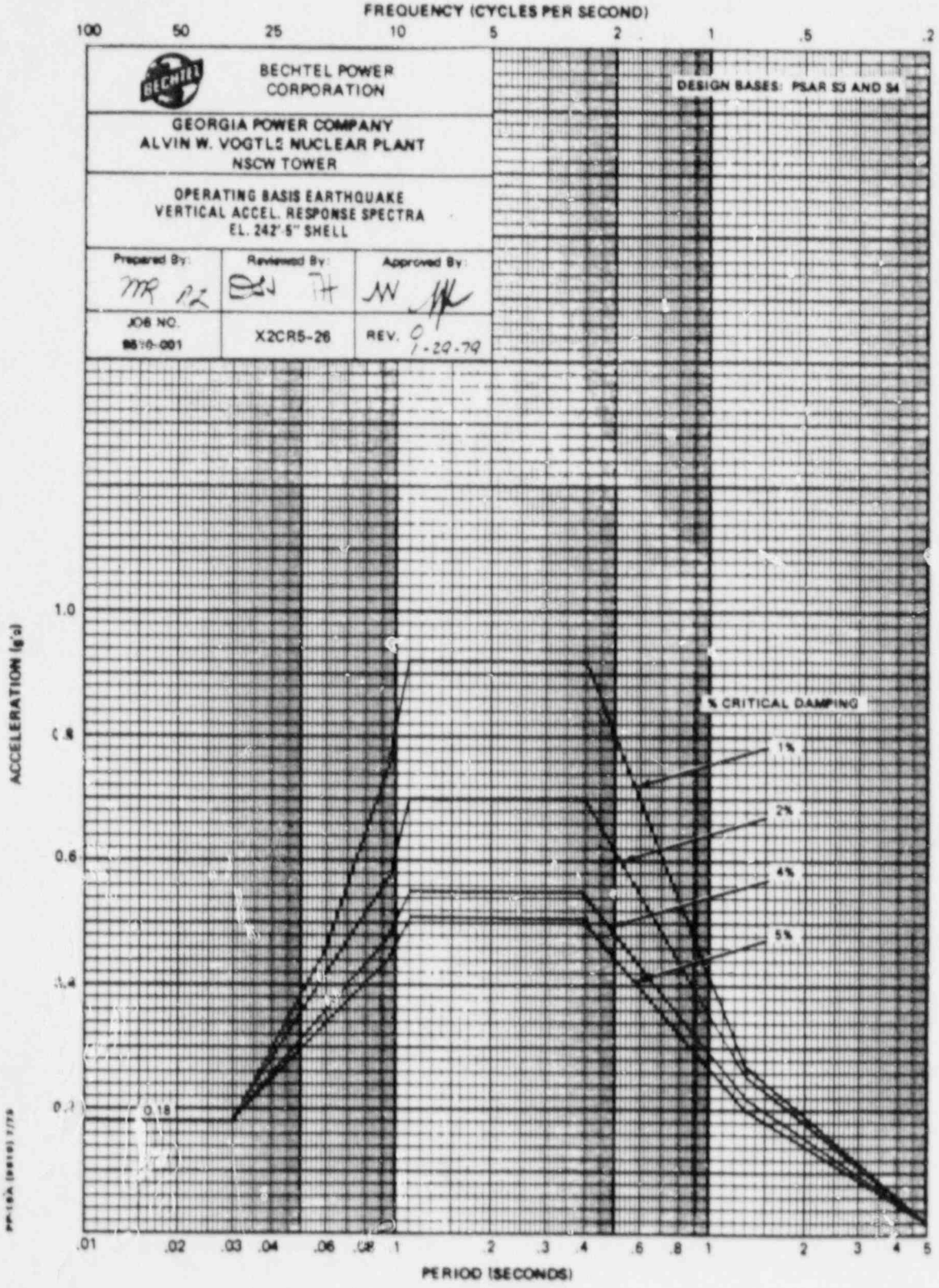
FREQUENCY (CYCLES PER SECOND)
100
50
25
10
5
2
1
.5
.2
BECHTEL POWER CORPORATION
GEORGIA POWER COMPANY
ALVIN W. VOGTLE NUCLEAR PLANT
NSCW TOWER
OPERATING BASIS EARTHQUAKE
VERTICAL ACCEL. RESPONSE SPECTRA
EL. 242'-5" SHELL
Prepared By:
Reviewed By:
Approved By:
JOB NO.
X2CR5-26
REV. 0
1-29-79
DESIGN BASES: PSAR S3 AND S4
% CRITICAL DAMPING
1%
2%
4%
5%
0.18
ACCELERATION (g's)
1.0
0.8
0.6
0.4
0.2
.01
.02
.03
.04
.06
.08
.1
.2
.3
.4
.6
.8
1
2
3
4
5
PERIOD (SECONDS)

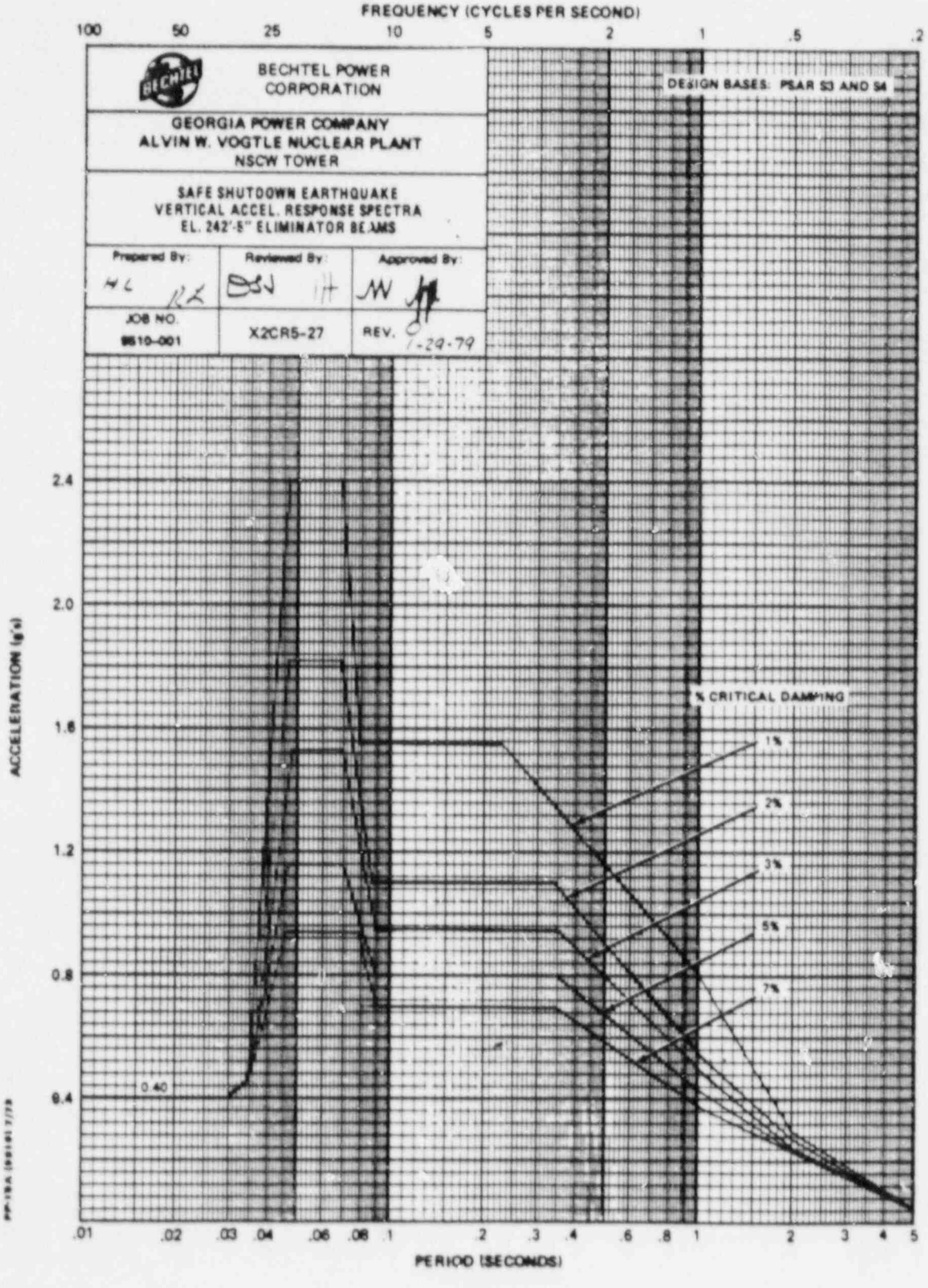
FREQUENCY (CYCLES PER SECOND)
100
50
25
10
5
2
1
.5
.2
BECHTEL POWER CORPORATION
DESIGN BASES: PSAR S3 AND S4
GEORGIA POWER COMPANY
ALVIN W. VOGTLE NUCLEAR PLANT
NSCW TOWER
SAFE SHUTDOWN EARTHQUAKE
VERTICAL ACCEL. RESPONSE SPECTRA
EL. 242'-6" ELIMINATOR BEAMS
Prepared By:
Reviewed By:
Approved By:
JOB NO.
9510-001
X2CR5-27
REV. 0
1-29-79
ACCELERATION (g's)
2.4
2.0
1.6
1.2
0.8
0.4
% CRITICAL DAMPING
1%
2%
3%
5%
7%
.01
.02
.03
.04
.06
.08
.1
.2
.3
.4
.6
.8
1
2
3
4
5
PERIOD (SECONDS)

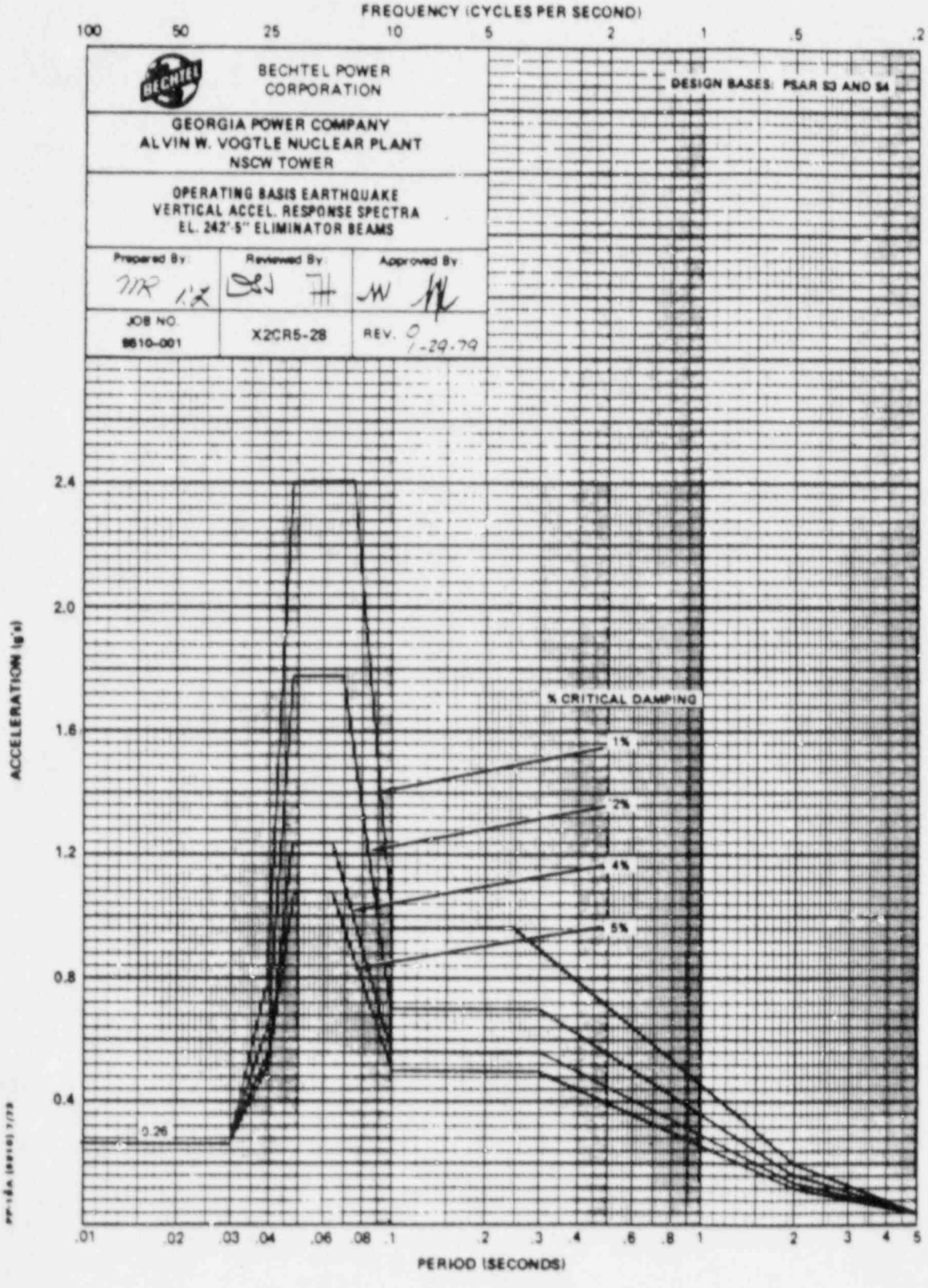
FREQUENCY (CYCLES PER SECOND)
100
50
25
10
5
2
1
.5
.2
BECHTEL POWER CORPORATION
DESIGN BASES: PSAR S3 AND S4
GEORGIA POWER COMPANY
ALVIN W. VOGTLE NUCLEAR PLANT
NSCW TOWER
OPERATING BASIS EARTHQUAKE
VERTICAL ACCEL. RESPONSE SPECTRA
EL. 242'5" ELIMINATOR BEAMS
Prepared By:
Reviewed By:
Approved By:
JOB NO.
9610-001
X2CR5-28
REV. 0
1-29-79
ACCELERATION (g's)
2.4
2.0
1.6
1.2
0.8
0.4
% CRITICAL DAMPING
1%
2%
4%
5%
0.26
.01
.02
.03
.04
.06
.08
.1
.2
.3
.4
.6
.8
1
2
3
4
5
PERIOD (SECONDS)

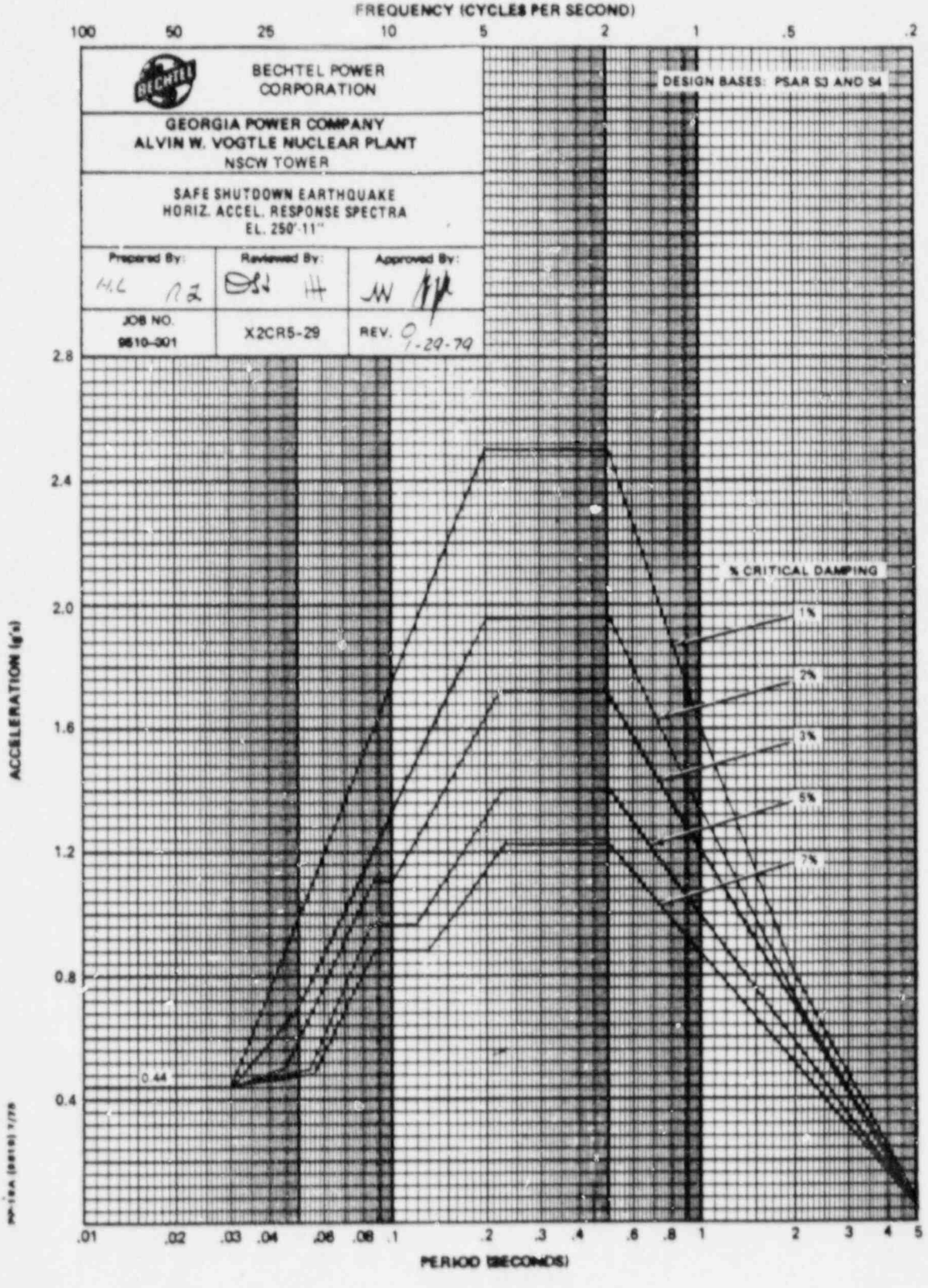
FREQUENCY (CYCLES PER SECOND)
100
50
25
10
5
2
1
.5
.2
BECHTEL POWER CORPORATION
GEORGIA POWER COMPANY
ALVIN W. VOGTLE NUCLEAR PLANT
NSCW TOWER
SAFE SHUTDOWN EARTHQUAKE
HORIZ. ACCEL. RESPONSE SPECTRA
EL. 250'-11"
Prepared By:
Reviewed By:
Approved By:
JOB NO.
9610-301
X2CR5-29
REV. 0
1-29-79
DESIGN BASES: PSAR S3 AND S4
% CRITICAL DAMPING
1%
2%
3%
5%
7%
0.44
ACCELERATION (g's)
2.8
2.4
2.0
1.6
1.2
0.8
0.4
.01
.02
.03
.04
.06
.08
.1
.2
.3
.4
.6
.8
1
2
3
4
5
PERIOD (SECONDS)

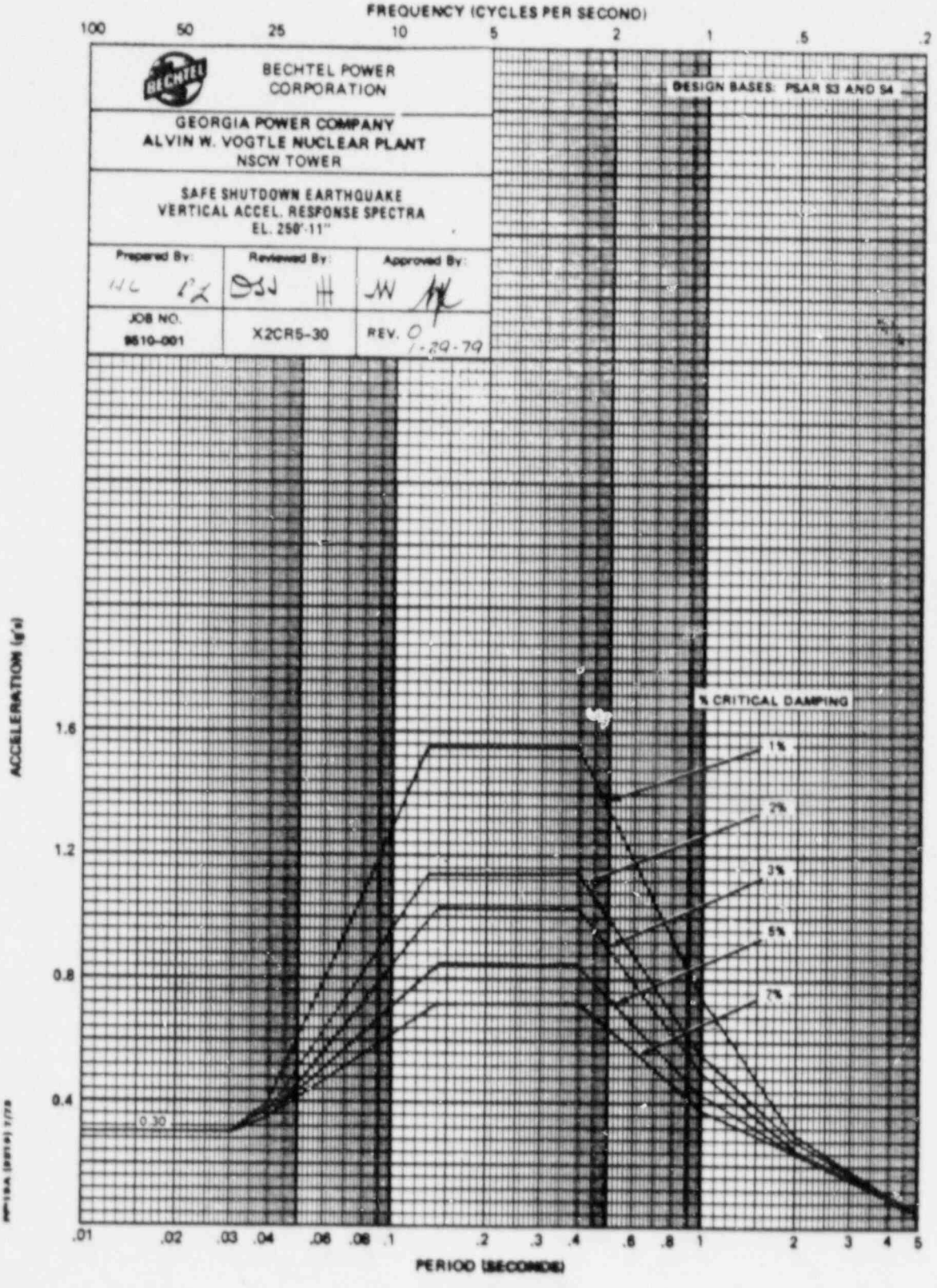
FREQUENCY (CYCLES PER SECOND)
100
50
25
10
5
2
1
.5
.2
BECHTEL POWER CORPORATION
GEORGIA POWER COMPANY
ALVIN W. VOGTLE NUCLEAR PLANT
NSCW TOWER
SAFE SHUTDOWN EARTHQUAKE
VERTICAL ACCEL. RESPONSE SPECTRA
EL. 250'-11"
Prepared By:
Reviewed By:
Approved By:
JOB NO.
9610-001
X2CR5-30
REV. 0
1-29-79
DESIGN BASES: PSAR S3 AND S4
% CRITICAL DAMPING
1%
2%
3%
5%
7%
0.30
ACCELERATION (g's)
1.6
1.2
0.8
0.4
.01
.02
.03
.04
.06
.08
.1
.2
.3
.4
.6
.8
1
2
3
4
5
PERIOD (SECONDS)

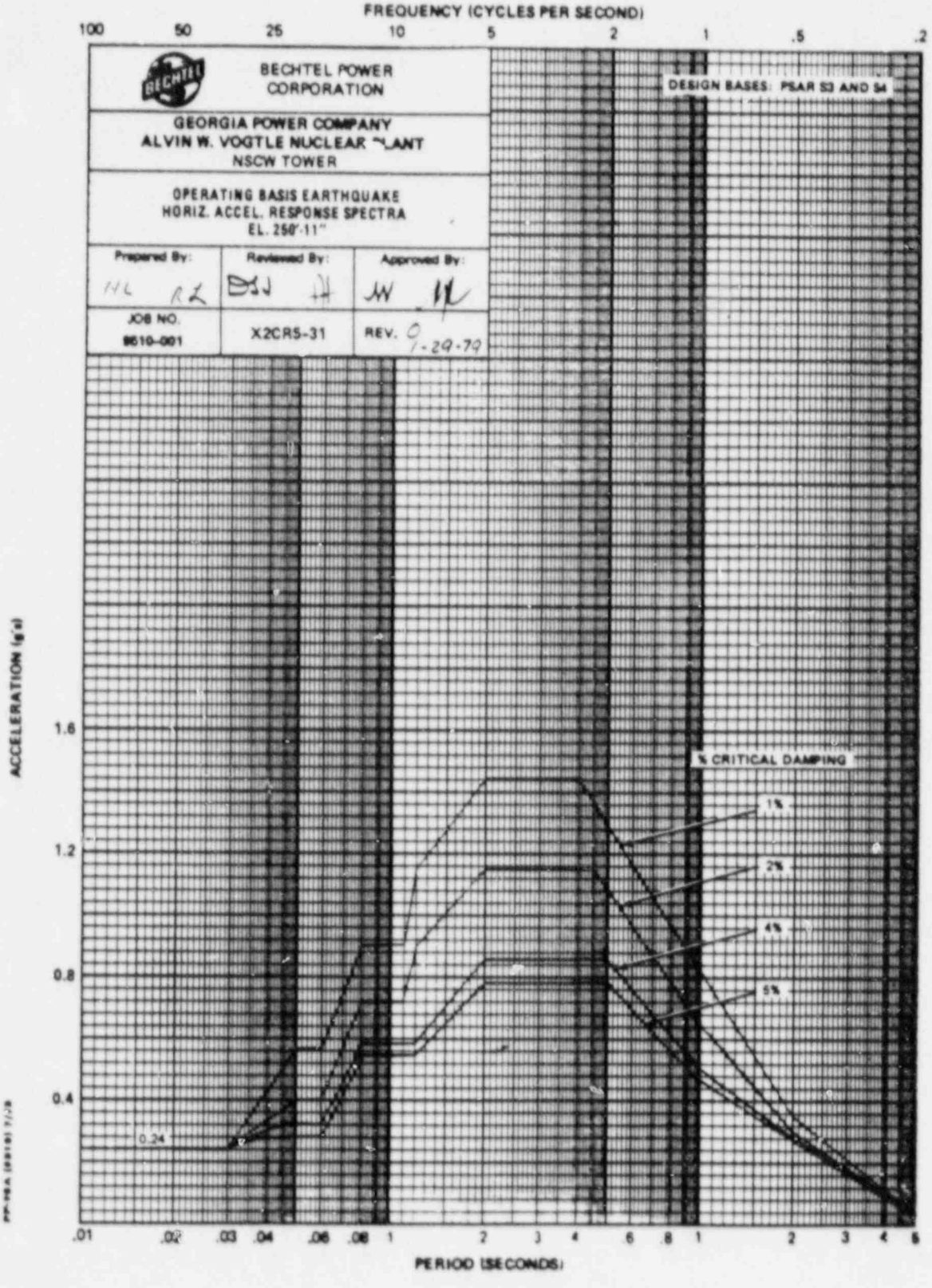
FREQUENCY (CYCLES PER SECOND)
100
50
25
10
5
2
1
.5
.2
BECHTEL POWER CORPORATION
GEORGIA POWER COMPANY
ALVIN W. VOGTLE NUCLEAR PLANT
NSCW TOWER
OPERATING BASIS EARTHQUAKE
HORIZ. ACCEL. RESPONSE SPECTRA
EL. 250'-11"
Prepared By:
Reviewed By:
Approved By:
JOB NO.
8010-001
X2CRS-31
REV. 0 1-29-79
DESIGN BASES: PSAR S3 AND S4
% CRITICAL DAMPING
1%
2%
4%
5%
0.24
ACCELERATION (g's)
1.6
1.2
0.8
0.4
.01
.02
.03
.04
.06
.08
1
2
3
4
6
8
1
2
3
4
5
PERIOD (SECONDS)

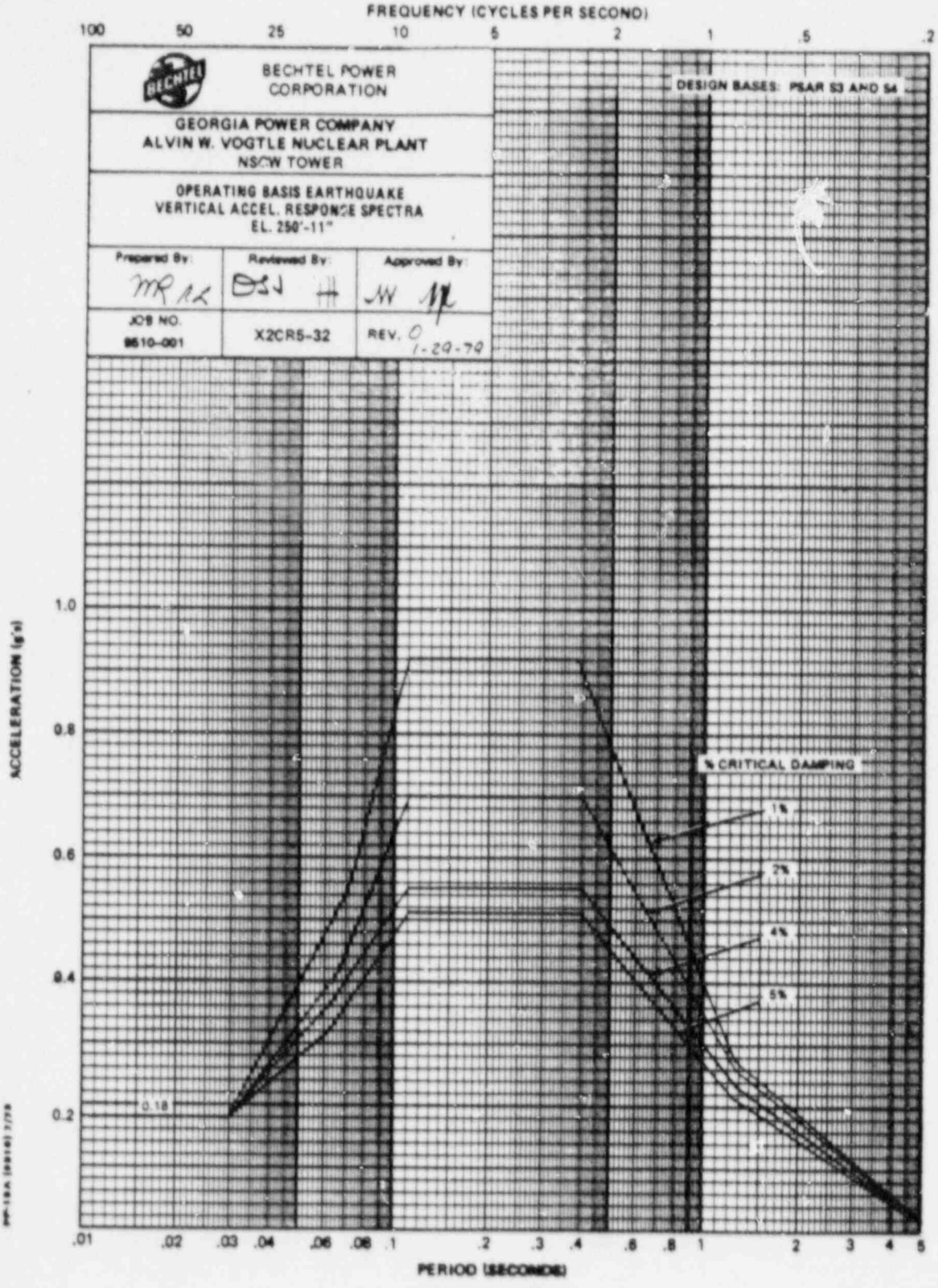
FREQUENCY (CYCLES PER SECOND)
100
50
25
10
5
2
1
.5
.2
BECHTEL POWER CORPORATION
GEORGIA POWER COMPANY
ALVIN W. VOGTLE NUCLEAR PLANT
NSCW TOWER
OPERATING BASIS EARTHQUAKE
VERTICAL ACCEL. RESPONSE SPECTRA
EL. 250'-11"
Prepared By:
Reviewed By:
Approved By:
JOB NO.
8610-001
X2CR5-32
REV. 0
1-29-79
DESIGN BASES: PSAR S3 AND S4
% CRITICAL DAMPING
1%
2%
4%
5%
0.18
ACCELERATION (g's)
1.0
0.8
0.6
0.4
0.2
.01
.02
.03
.04
.06
.08
.1
.2
.3
.4
.6
.8
1
2
3
4
5
PERIOD (SECONDS)

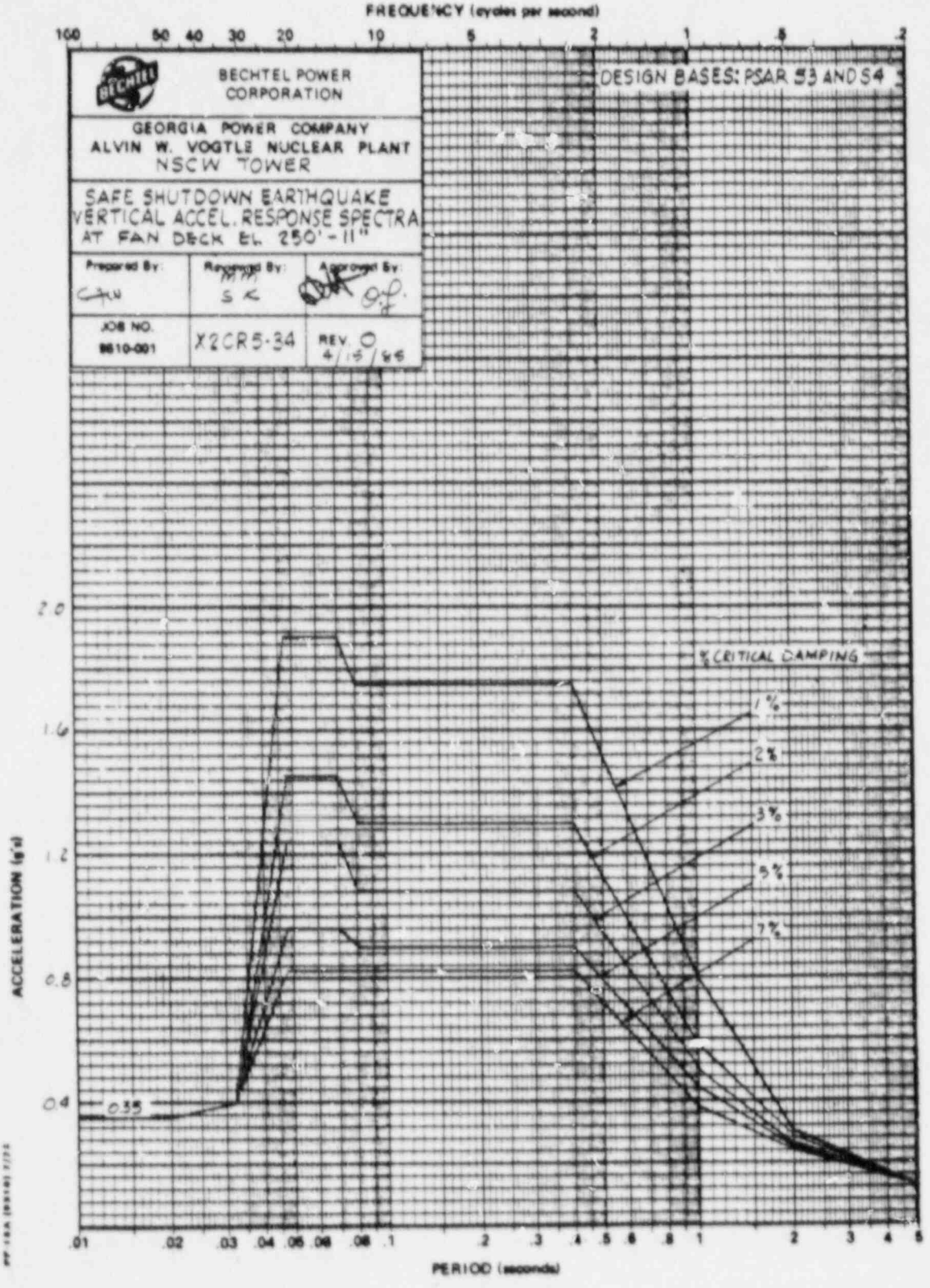
FREQUENCY (cycles per second)
100 50 40 30 20 10 5 2 1 .5 .2
BECHTEL POWER CORPORATION
GEORGIA POWER COMPANY
ALVIN W. VOGTLE NUCLEAR PLANT
NSCW TOWER
SAFE SHUTDOWN EARTHQUAKE
VERTICAL ACCEL. RESPONSE SPECTRA
AT FAN DECK EL 250'-11"
Prepared By:
Reviewed By:
Approved By:
JOB NO. 8610-001
X2CR5-34
REV. 0
4/15/86
DESIGN BASES: PSAR S3 AND S4
% CRITICAL DAMPING
1%
2%
3%
5%
7%
ACCELERATION (g's)
2.0
1.6
1.2
0.8
0.4
.035
.01 .02 .03 .04 .05 .06 .08 .1 .2 .3 .4 .5 .6 .8 1 2 3 4 5
PERIOD (seconds)

C.6 PLANT ENVELOPES AND MISCELLANEOUS STRUCTURES

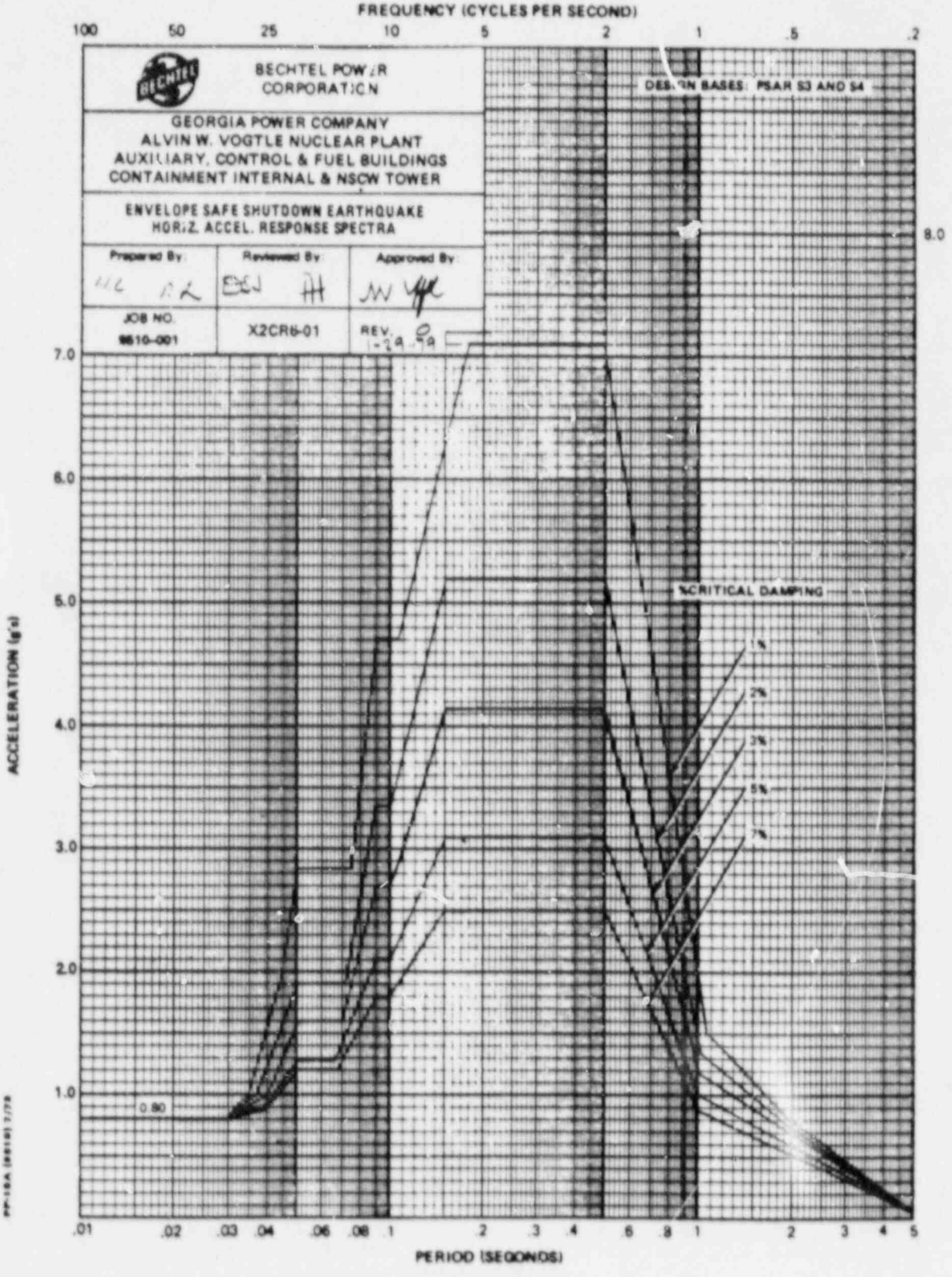
FREQUENCY (CYCLES PER SECOND)
100
50
25
10
5
2
1
.5
.2
BECHTEL POWER CORPORATION
GEORGIA POWER COMPANY
ALVIN W. VOGTLE NUCLEAR PLANT
AUXILIARY, CONTROL & FUEL BUILDINGS
CONTAINMENT INTERNAL & NSCW TOWER
ENVELOPE SAFE SHUTDOWN EARTHQUAKE
HORIZ. ACCEL. RESPONSE SPECTRA
Prepared By:
Reviewed By:
Approved By:
JOB NO.
9610-001
X2CR6-01
REV.
DESIGN BASES: PSAR S3 AND S4
8.0
7.0
6.0
5.0
4.0
3.0
2.0
1.0
ACCELERATION (g's)
%CRITICAL DAMPING
1%
2%
3%
5%
7%
0.80
.01
.02
.03
.04
.06
.08
.1
.2
.3
.4
.6
.8
1
2
3
4
5
PERIOD (SECONDS)

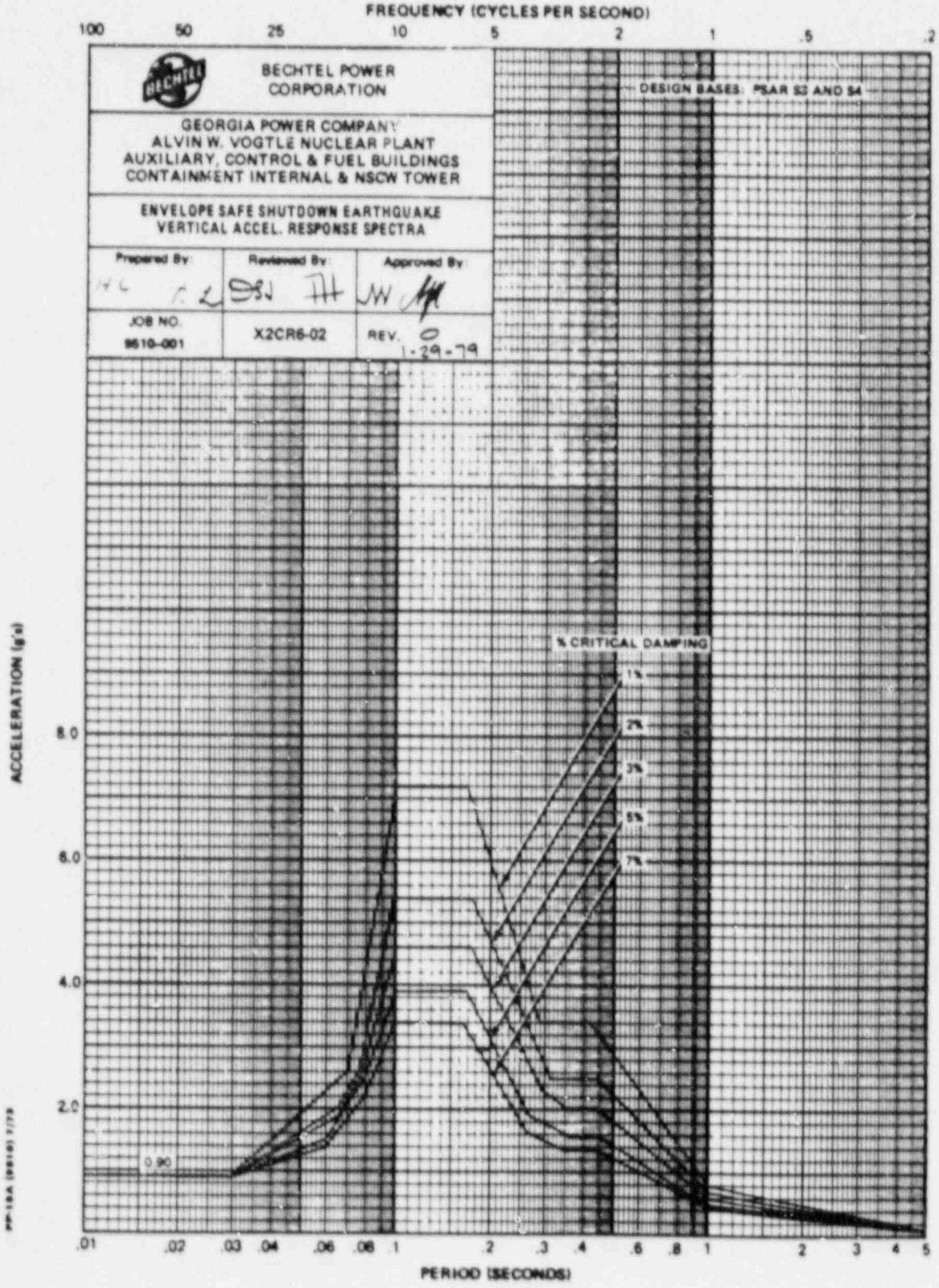
FREQUENCY (CYCLES PER SECOND)
100
50
25
10
5
2
1
.5
.2
BECHTEL POWER CORPORATION
DESIGN BASES: PSAR S3 AND S4
GEORGIA POWER COMPANY
ALVIN W. VOGTLE NUCLEAR PLANT
AUXILIARY, CONTROL & FUEL BUILDINGS
CONTAINMENT INTERNAL & NSCW TOWER
ENVELOPE SAFE SHUTDOWN EARTHQUAKE
VERTICAL ACCEL. RESPONSE SPECTRA
Prepared By:
Reviewed By:
Approved By:
JOB NO.
9610-001
X2CR6-02
REV. 0
1-29-79
% CRITICAL DAMPING
1%
2%
3%
5%
7%
ACCELERATION (g's)
8.0
6.0
4.0
2.0
0.90
.01
.02
.03
.04
.06
.08
.1
.2
.3
.4
.6
.8
1
2
3
4
5
PERIOD (SECONDS)

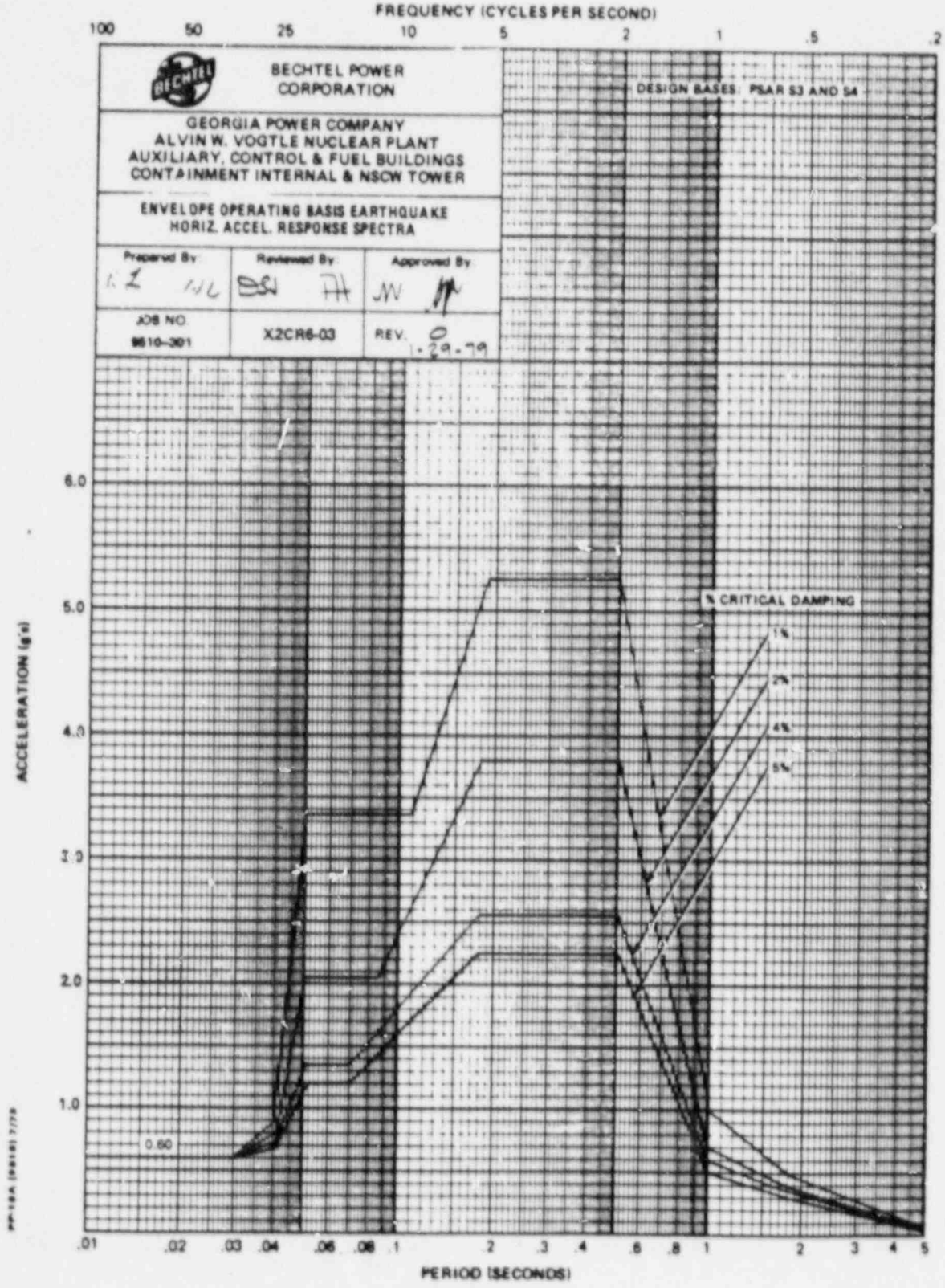
FREQUENCY (CYCLES PER SECOND)
100
50
25
10
5
2
1
.5
.2
BECHTEL POWER CORPORATION
GEORGIA POWER COMPANY
ALVIN W. VOGTLE NUCLEAR PLANT
AUXILIARY, CONTROL & FUEL BUILDINGS
CONTAINMENT INTERNAL & NSCW TOWER
ENVELOPE OPERATING BASIS EARTHQUAKE
HORIZ. ACCEL. RESPONSE SPECTRA
Prepared By
Reviewed By
Approved By
JOB NO.
9610-301
X2CR6-03
REV.
DESIGN BASES: PSAR S3 AND S4
% CRITICAL DAMPING
1%
2%
4%
5%
ACCELERATION (g's)
6.0
5.0
4.0
3.0
2.0
1.0
0.60
.01
.02
.03
.04
.06
.08
.1
.2
.3
.4
.6
.8
1
2
3
4
5
PERIOD (SECONDS)

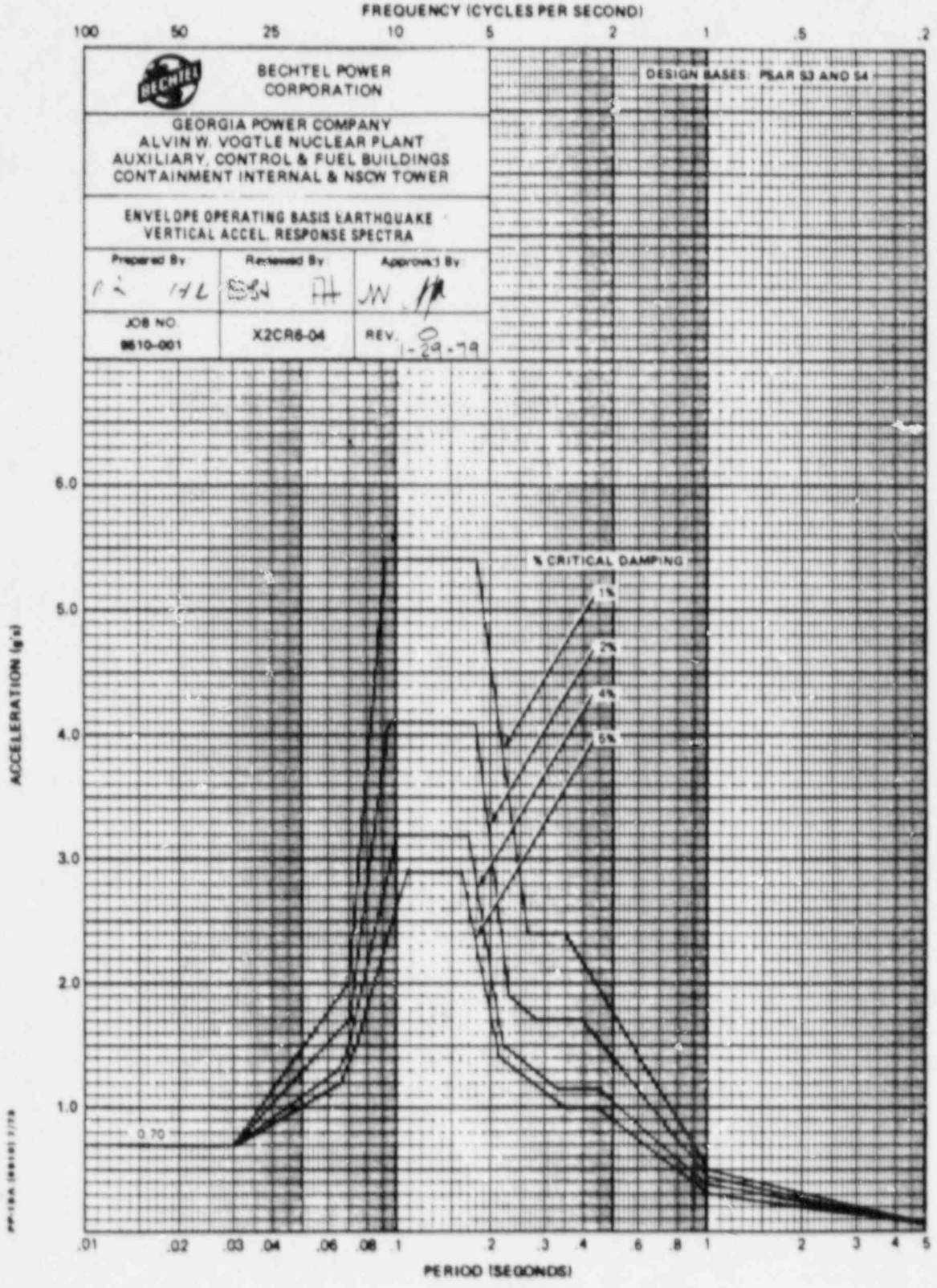
FREQUENCY (CYCLES PER SECOND)
100
50
25
10
5
2
1
.5
.2
BECHTEL POWER CORPORATION
DESIGN BASES: PSAR S3 AND S4
GEORGIA POWER COMPANY
ALVIN W. VOGTLE NUCLEAR PLANT
AUXILIARY, CONTROL & FUEL BUILDINGS
CONTAINMENT INTERNAL & NSCW TOWER
ENVELOPE OPERATING BASIS EARTHQUAKE
VERTICAL ACCEL. RESPONSE SPECTRA
Prepared By
Reviewed By
Approved By
JOB NO.
9610-001
X2CR6-04
REV. 0
1-29-79
% CRITICAL DAMPING
1%
2%
4%
5%
0.70
ACCELERATION (g's)
6.0
5.0
4.0
3.0
2.0
1.0
.01
.02
.03
.04
.06
.08
.1
.2
.3
.4
.6
.8
1
2
3
4
5
PERIOD (SECONDS)

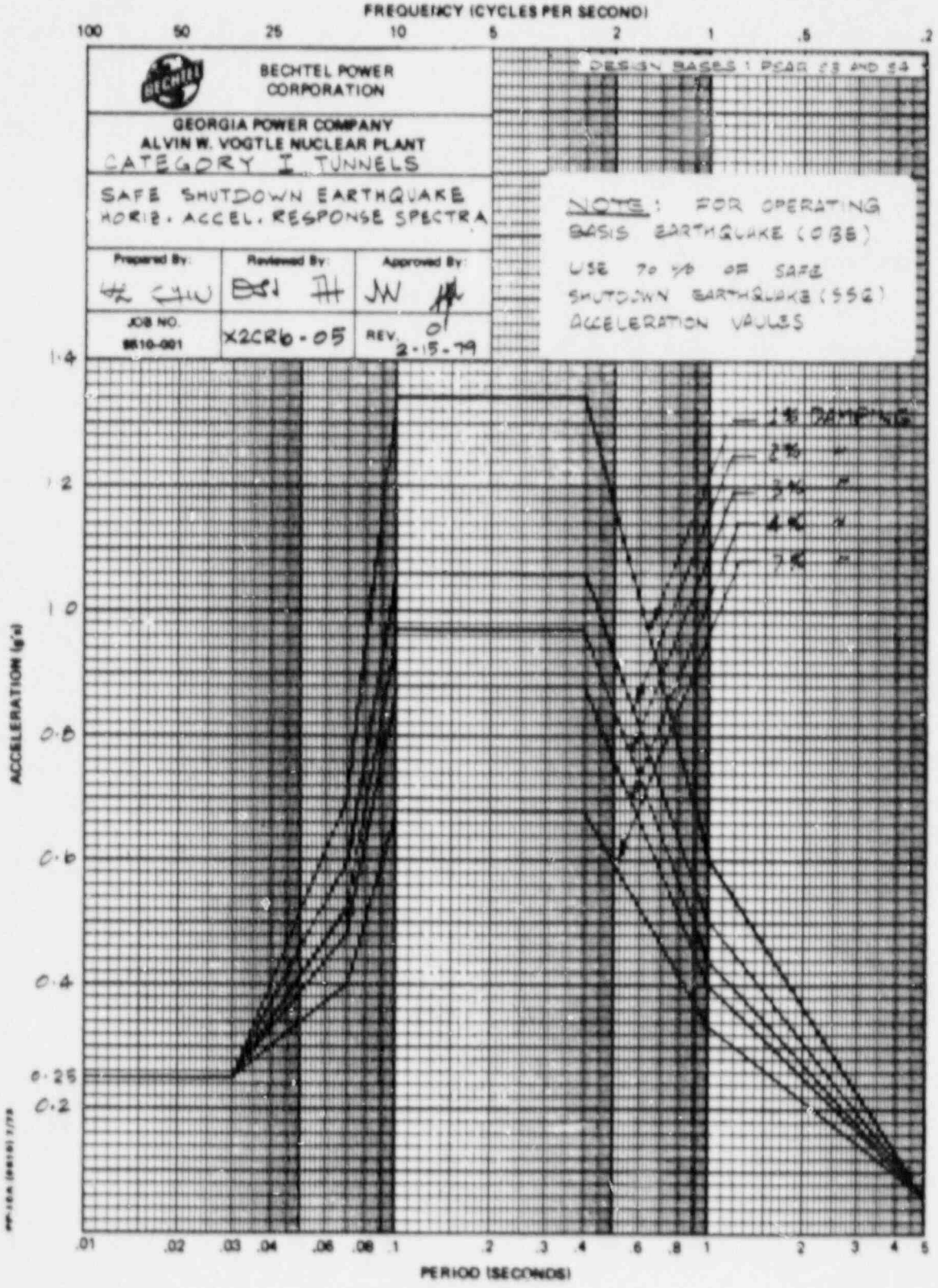
FREQUENCY (CYCLES PER SECOND)
100
50
25
10
5
2
1
.5
.2
BECHTEL POWER CORPORATION
GEORGIA POWER COMPANY
ALVIN W. VOGTLE NUCLEAR PLANT
CATEGORY I TUNNELS
SAFE SHUTDOWN EARTHQUAKE
HORIZ. ACCEL. RESPONSE SPECTRA
Prepared By:
Reviewed By:
Approved By:
JOB NO.
9610-001
X2CR6-05
REV. 0
2-15-79
DESIGN BASES: PSAR 3.3 AND 3.4
NOTE: FOR OPERATING BASIS EARTHQUAKE (OBE) USE 70 % OF SAFE SHUTDOWN EARTHQUAKE (SSE) ACCELERATION VALUES
1.4
1.2
1.0
0.8
0.6
0.4
0.25
0.2
ACCELERATION (g's)
.01
.02
.03
.04
.06
.08
.1
.2
.3
.4
.6
.8
1
2
3
4
5
PERIOD (SECONDS)

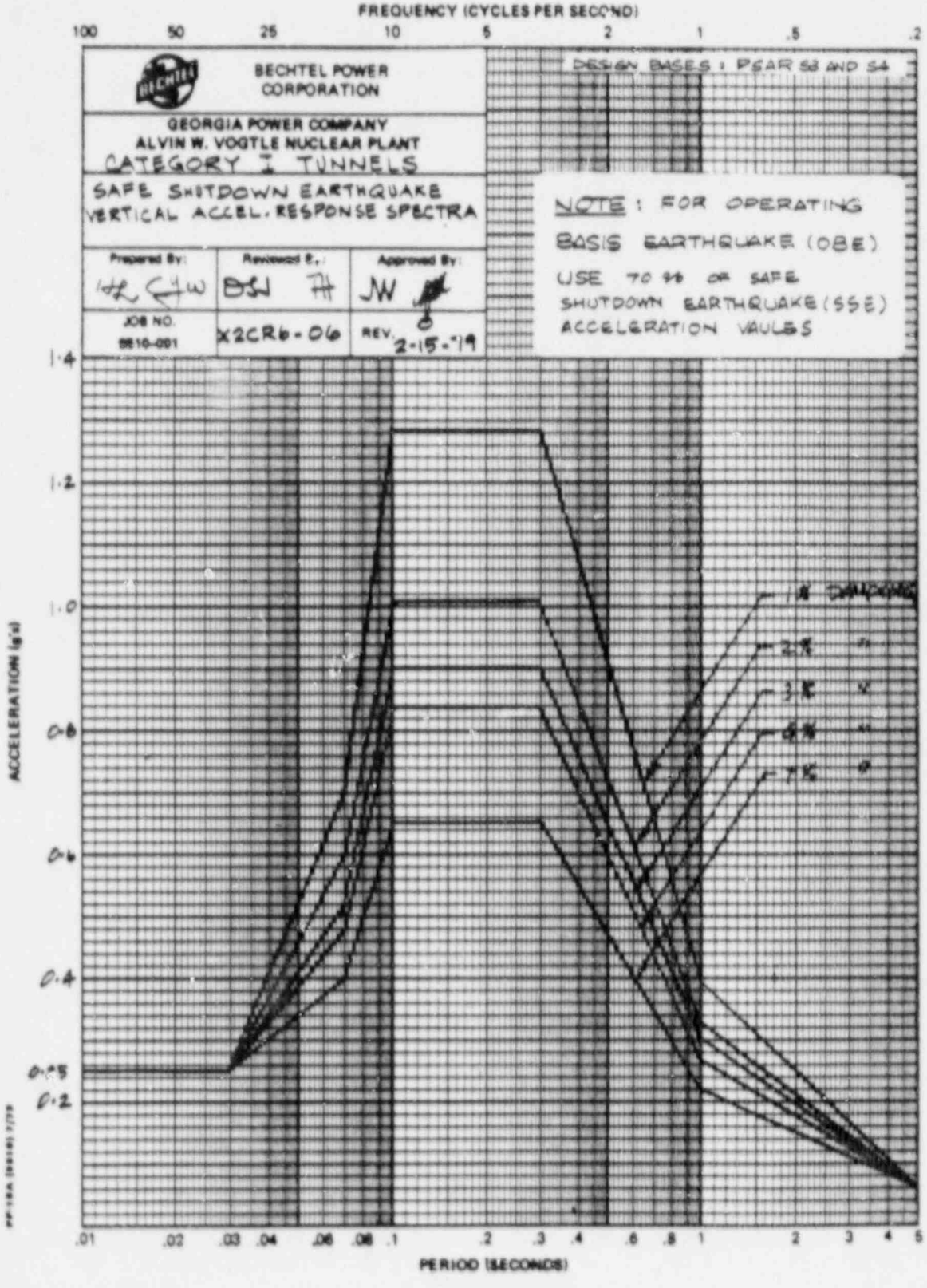
FREQUENCY (CYCLES PER SECOND)
100
50
25
10
5
2
1
.5
.2
BECHTEL POWER CORPORATION
GEORGIA POWER COMPANY
ALVIN W. VOGTLE NUCLEAR PLANT
CATEGORY I TUNNELS
SAFE SHUTDOWN EARTHQUAKE
VERTICAL ACCEL. RESPONSE SPECTRA
Prepared By:
Reviewed By:
Approved By:
JOB NO. 5810-001
X2CR6-06
REV. 2-15-79
DESIGN BASES : PSAR 53 AND 54
NOTE : FOR OPERATING BASIS EARTHQUAKE (OBE) USE 70 % OF SAFE SHUTDOWN EARTHQUAKE (SSE) ACCELERATION VAULES
ACCELERATION (g's)
1.4
1.2
1.0
0.8
0.6
0.4
0.2
.01
.02
.03
.04
.06
.08
.1
.2
.3
.4
.6
.8
1
2
3
4
5
PERIOD (SECONDS)

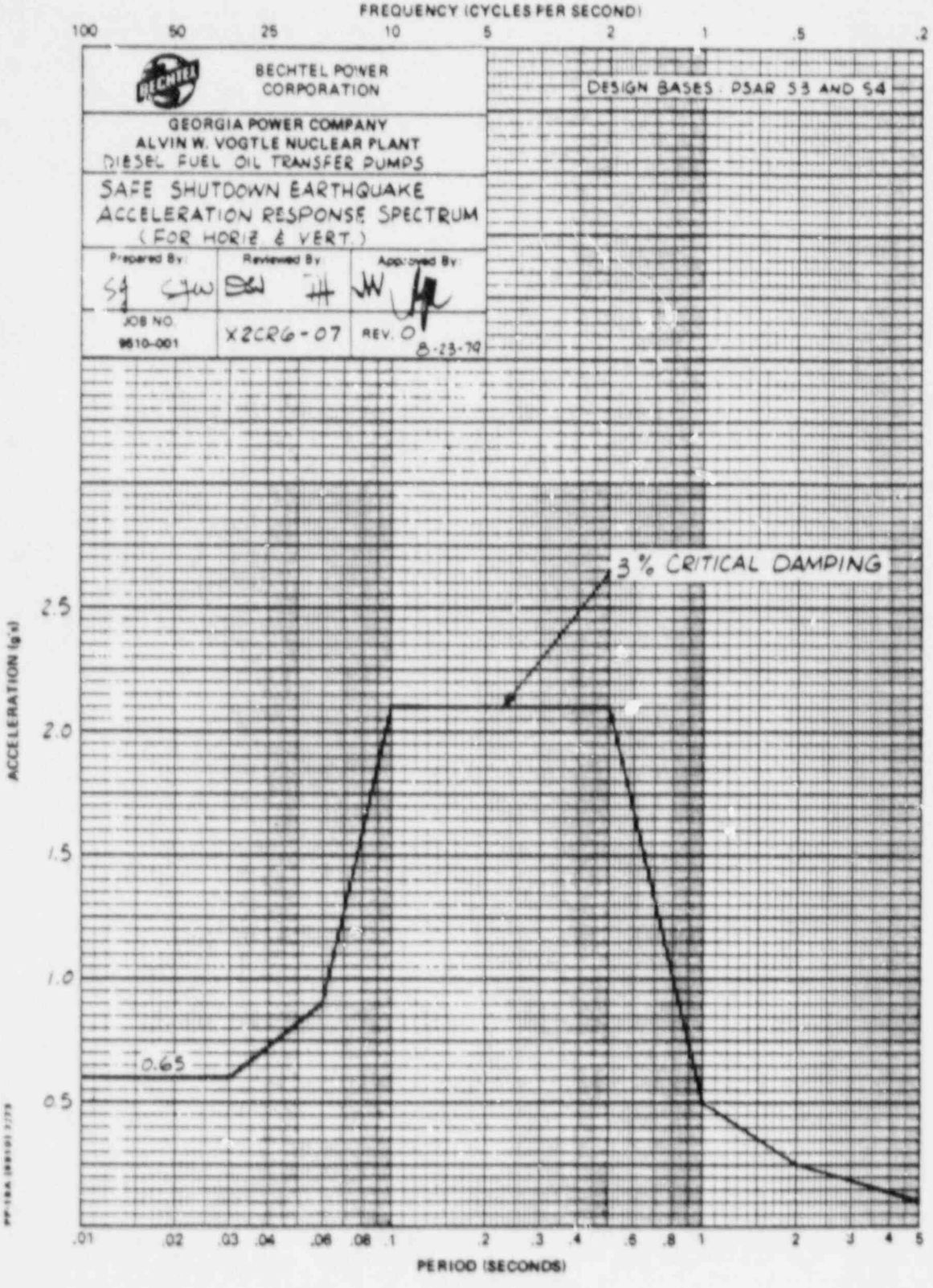
FREQUENCY (CYCLES PER SECOND)
100
50
25
10
5
2
1
.5
.2
BECHTEL POWER CORPORATION
DESIGN BASES: PSAR 3.3 AND 3.4
GEORGIA POWER COMPANY
ALVIN W. VOGTLE NUCLEAR PLANT
DIESEL FUEL OIL TRANSFER PUMPS
SAFE SHUTDOWN EARTHQUAKE ACCELERATION RESPONSE SPECTRUM (FOR HORIZ & VERT.)
Prepared By:
Reviewed By:
Approved By:
JOB NO. 9610-001
X2CR6-07
REV. 0
8-23-79
3% CRITICAL DAMPING
0.65
ACCELERATION (g's)
2.5
2.0
1.5
1.0
0.5
.01
.02
.03
.04
.06
.08
.1
.2
.3
.4
.6
.8
1
2
3
4
5
PERIOD (SECONDS)

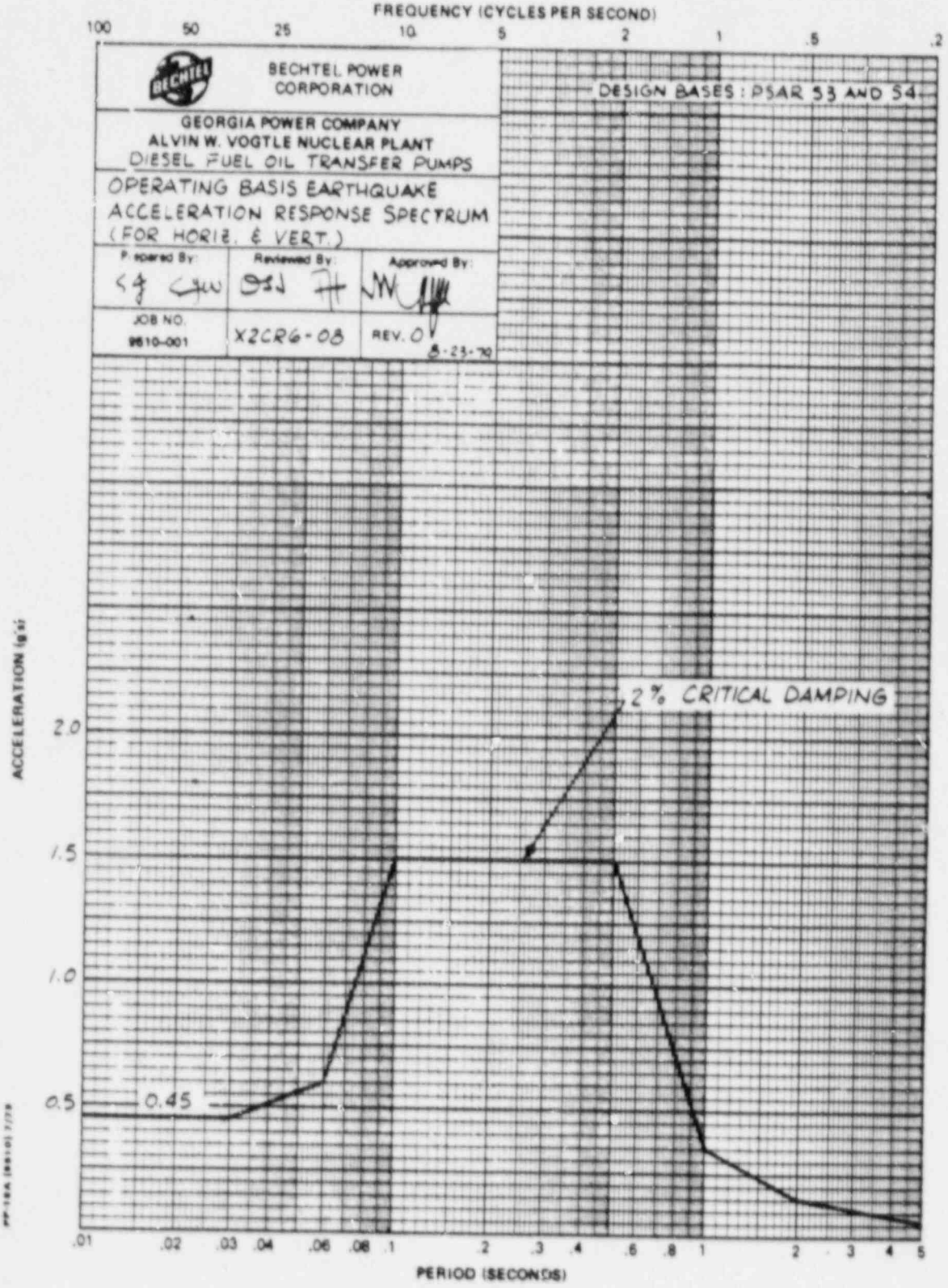
FREQUENCY (CYCLES PER SECOND)
100
50
25
10
5
2
1
.5
.2
BECHTEL POWER CORPORATION
DESIGN BASES: PSAR 53 AND 54
GEORGIA POWER COMPANY
ALVIN W. VOGTLE NUCLEAR PLANT
DIESEL FUEL OIL TRANSFER PUMPS
OPERATING BASIS EARTHQUAKE
ACCELERATION RESPONSE SPECTRUM
(FOR HORIZ. & VERT.)
Prepared By:
Reviewed By:
Approved By:
JOB NO.
9610-001
X2CR6-08
REV. 0
8-23-79
2% CRITICAL DAMPING
0.45
ACCELERATION (g's)
2.0
1.5
1.0
0.5
.01
.02
.03
.04
.06
.08
.1
.2
.3
.4
.6
.8
1
2
3
4
5
PERIOD (SECONDS)

C.7 DIESEL GENERATOR BUILDING

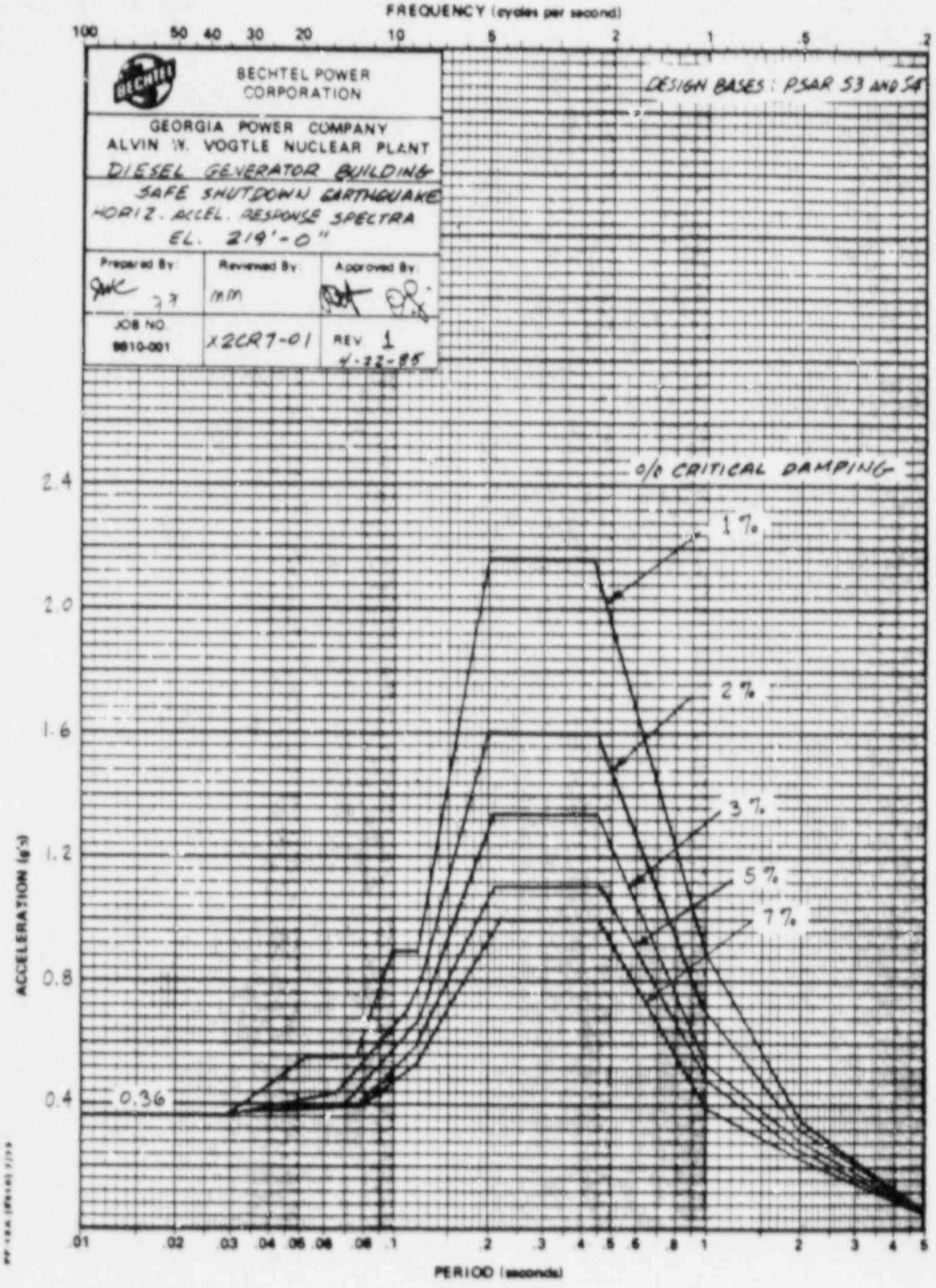
FREQUENCY (cycles per second)
100 50 40 30 20 10 5 2 1 .5 .2
BECHTEL POWER CORPORATION
GEORGIA POWER COMPANY
ALVIN W. VOGTLE NUCLEAR PLANT
DIESEL GENERATOR BUILDING
SAFE SHUTDOWN EARTHQUAKE
HORIZ. ACCEL. RESPONSE SPECTRA
EL. 219'-0"
Prepared By:
Reviewed By:
Approved By:
JOB NO. 9010-001
X2CR7-01
REV. 1
4-22-85
DESIGN BASES: PSAR 5.3 AND 5.8
% CRITICAL DAMPING
1%
2%
3%
5%
7%
0.36
ACCELERATION (g's)
2.4
2.0
1.6
1.2
0.8
0.4
.01 .02 .03 .04 .05 .06 .08 .1 .2 .3 .4 .5 .6 .8 1 2 3 4 5
PERIOD (seconds)

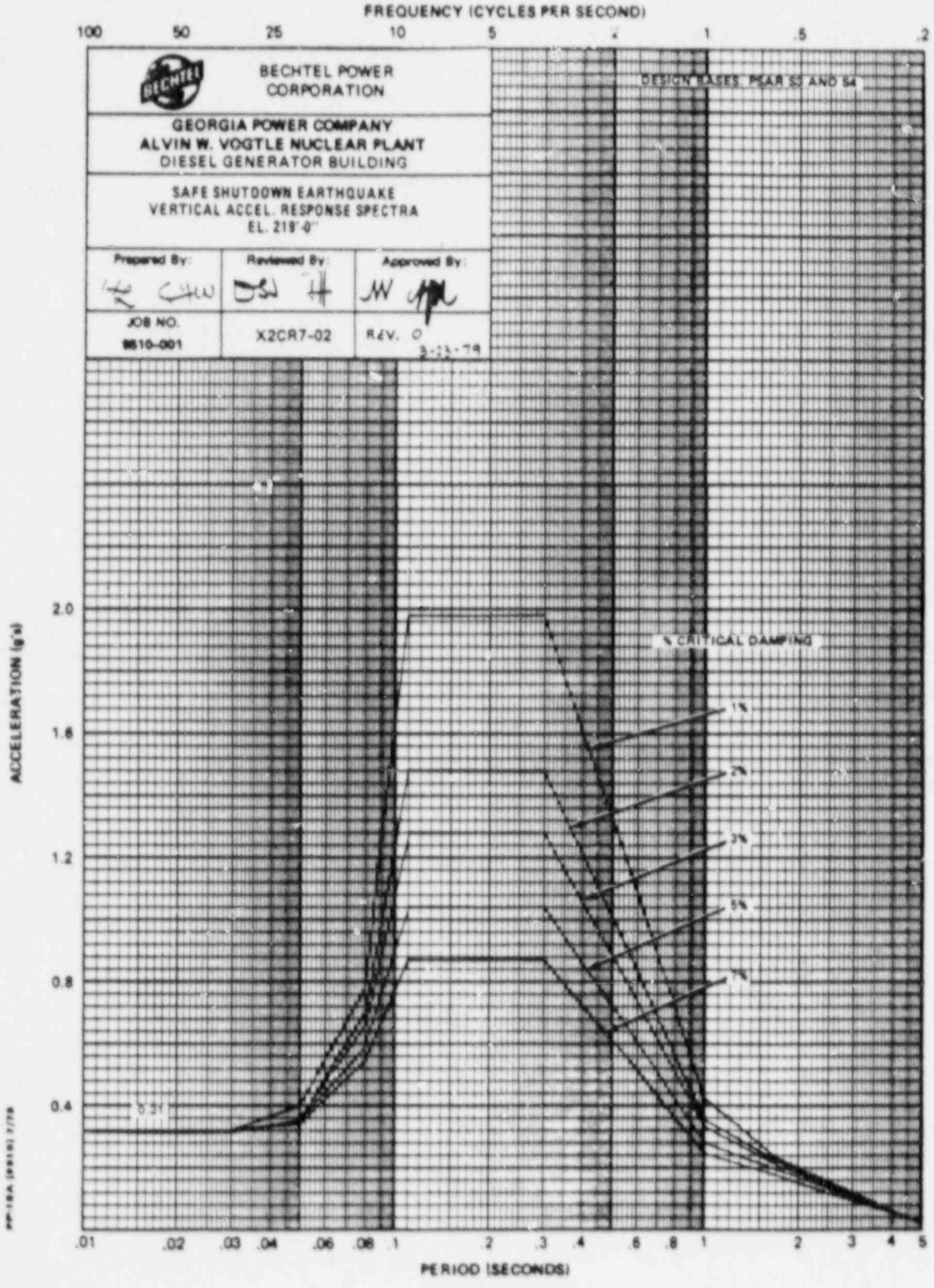
FREQUENCY (CYCLES PER SECOND)
100
50
25
10
5
2
1
.5
.2
BECHTEL POWER CORPORATION
GEORGIA POWER COMPANY
ALVIN W. VOGTLE NUCLEAR PLANT
DIESEL GENERATOR BUILDING
SAFE SHUTDOWN EARTHQUAKE
VERTICAL ACCEL. RESPONSE SPECTRA
EL. 219'-0"
Prepared By:
Reviewed By:
Approved By:
JOB NO.
9610-001
X2CR7-02
REV. 0
3-23-79
DESIGN BASES PSAR SS AND S4
% CRITICAL DAMPING
1%
2%
3%
5%
7%
0.3g
ACCELERATION (g's)
2.0
1.6
1.2
0.8
0.4
.01
.02
.03
.04
.06
.08
.1
.2
.3
.4
.6
.8
1
2
3
4
5
PERIOD (SECONDS)

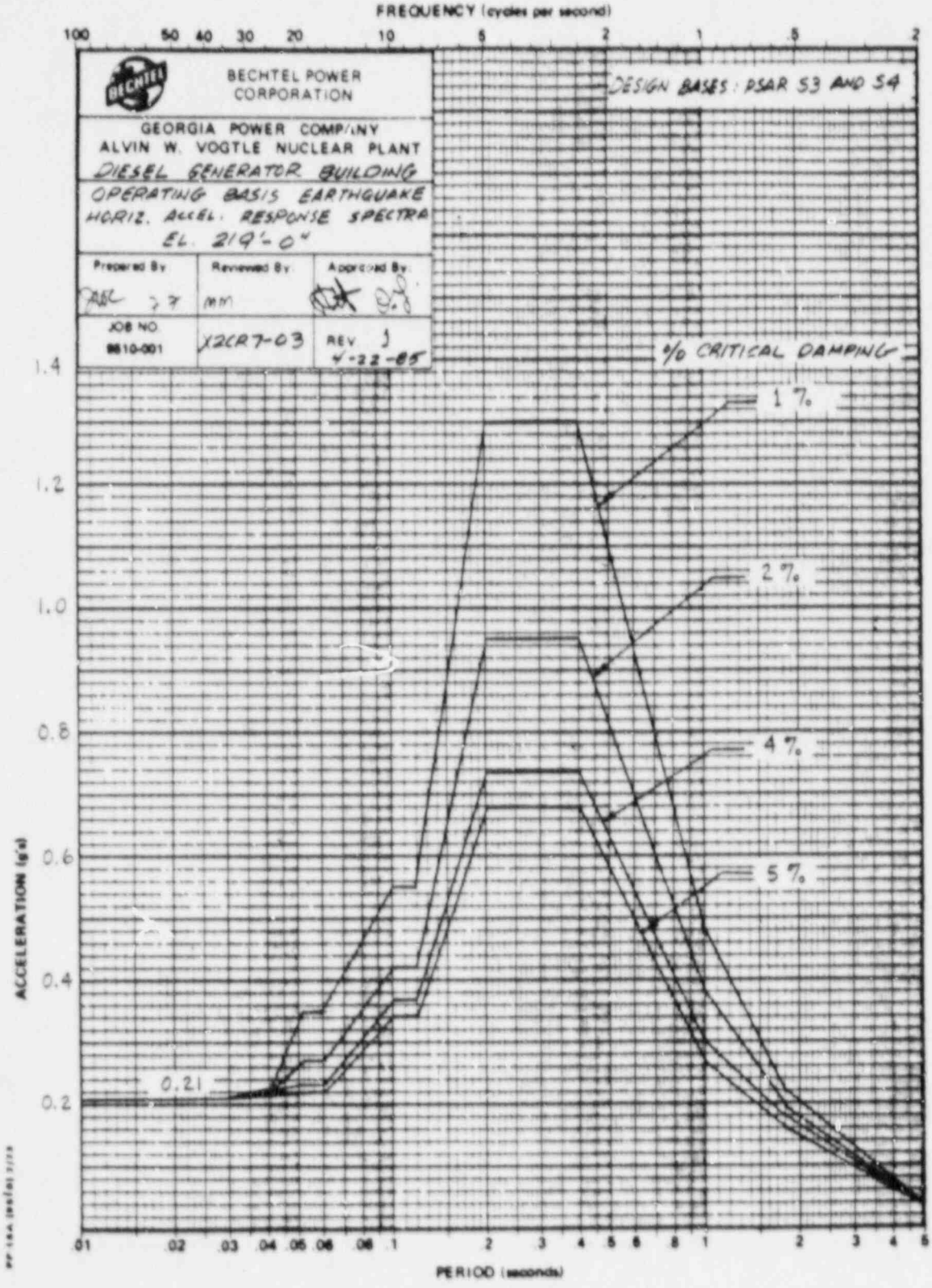
FREQUENCY (cycles per second)
100 50 40 30 20 10 5 2 1 .5 .2
BECHTEL POWER CORPORATION
DESIGN BASES: PSAR S3 AND S4
GEORGIA POWER COMPANY
ALVIN W. VOGTLE NUCLEAR PLANT
DIESEL GENERATOR BUILDING
OPERATING BASIS EARTHQUAKE
HORIZ. ACCEL. RESPONSE SPECTRA
EL. 219'-0"
Prepared By
Reviewed By
Approved By
JOB NO. 9610-001
X2CR7-03
REV 1 4-22-85
% CRITICAL DAMPING
1%
2%
4%
5%
0.21
ACCELERATION (g's)
1.4
1.2
1.0
0.8
0.6
0.4
0.2
.01 .02 .03 .04 .05 .06 .08 .1 .2 .3 .4 .5 .6 .8 1 2 3 4 5
PERIOD (seconds)

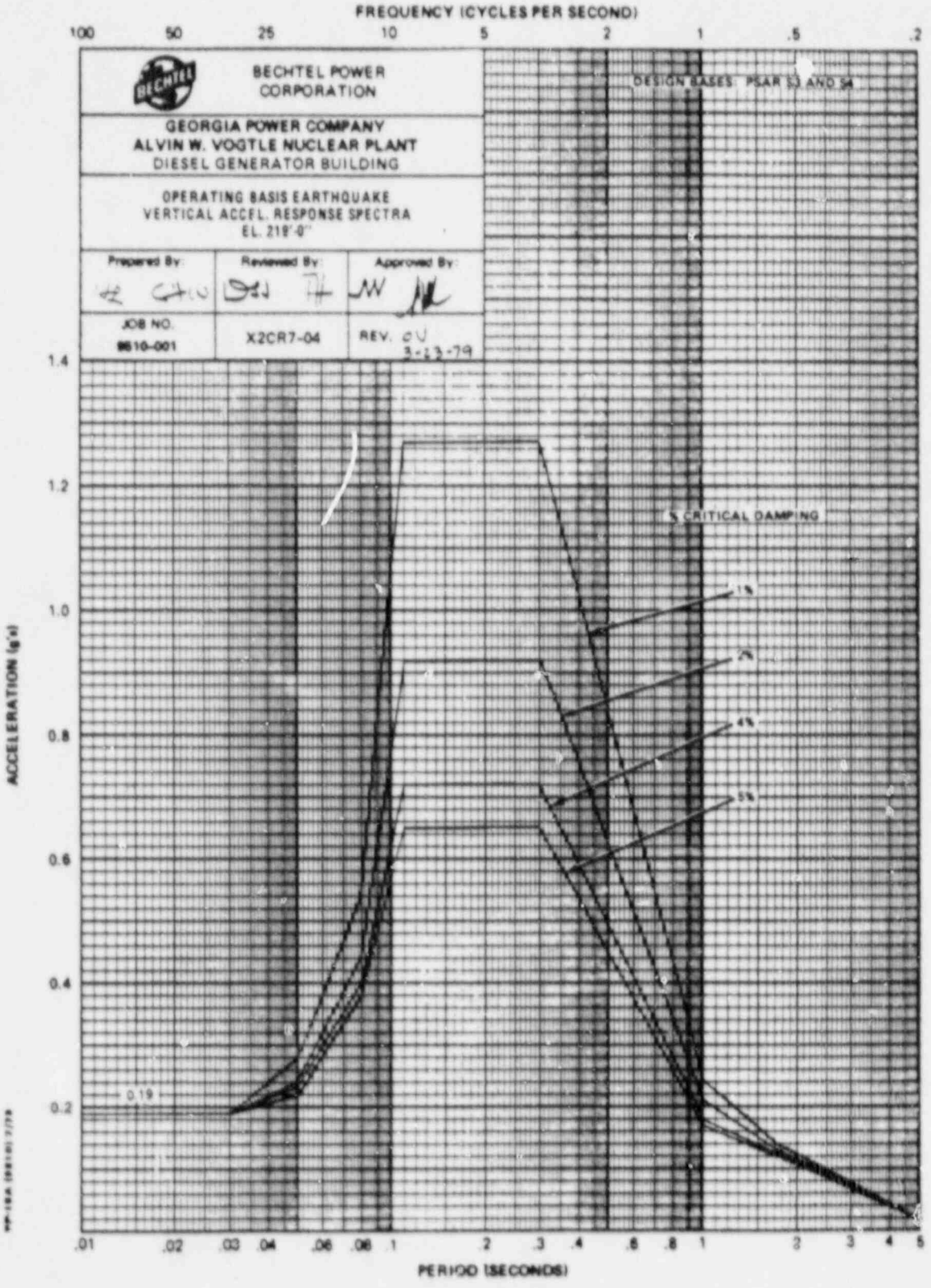
FREQUENCY (CYCLES PER SECOND)
100
50
25
10
5
2
1
.5
.2
BECHTEL POWER CORPORATION
GEORGIA POWER COMPANY
ALVIN W. VOGTLE NUCLEAR PLANT
DIESEL GENERATOR BUILDING
OPERATING BASIS EARTHQUAKE
VERTICAL ACCEL. RESPONSE SPECTRA
EL. 219'-0"
Prepared By:
Reviewed By:
Approved By:
JOB NO.
9610-001
X2CR7-04
REV. 0
3-23-79
DESIGN BASES: PSAR 3.7 AND 3.8
% CRITICAL DAMPING
ACCELERATION (g's)
1.4
1.2
1.0
0.8
0.6
0.4
0.2
0.19
.01
.02
.03
.04
.06
.08
.1
.2
.3
.4
.6
.8
1
2
3
4
5
PERIOD (SECONDS)

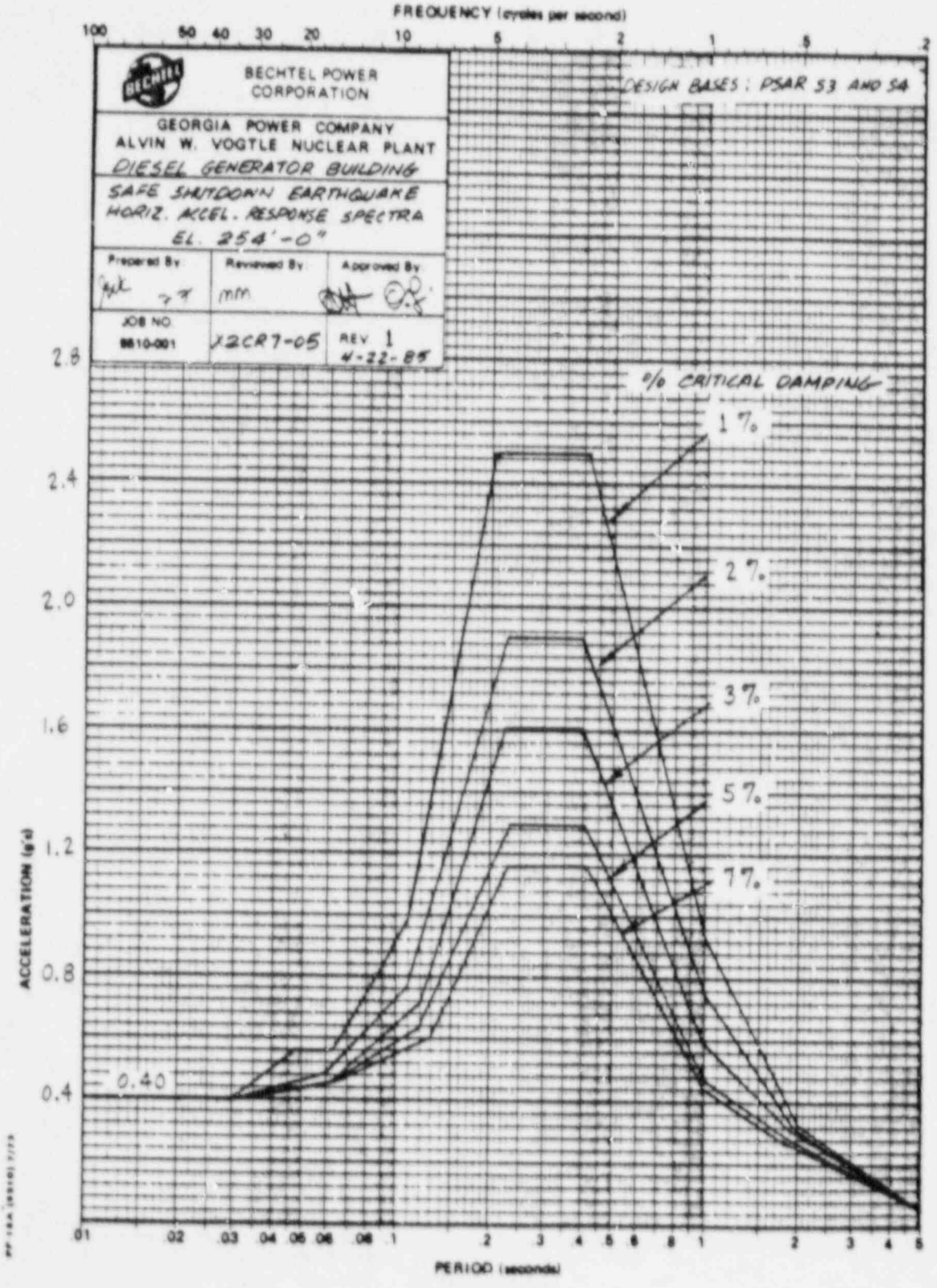
FREQUENCY (cycles per second)
100
50
40
30
20
10
5
2
1
.5
.2
BECHTEL POWER CORPORATION
GEORGIA POWER COMPANY
ALVIN W. VOGTLE NUCLEAR PLANT
DIESEL GENERATOR BUILDING
SAFE SHUTDOWN EARTHQUAKE
HORIZ. ACCEL. RESPONSE SPECTRA
EL. 254'-0"
DESIGN BASES: PSAR S3 AND S4
Prepared By
Reviewed By
Approved By
JOB NO.
9810-001
X2CR7-05
REV. 1
4-22-85
% CRITICAL DAMPING
1%
2%
3%
5%
7%
0.40
2.8
2.4
2.0
1.6
1.2
0.8
0.4
ACCELERATION (g's)
.01
.02
.03
.04
.05
.06
.08
.1
.2
.3
.4
.5
.6
.8
1
2
3
4
5
PERIOD (seconds)

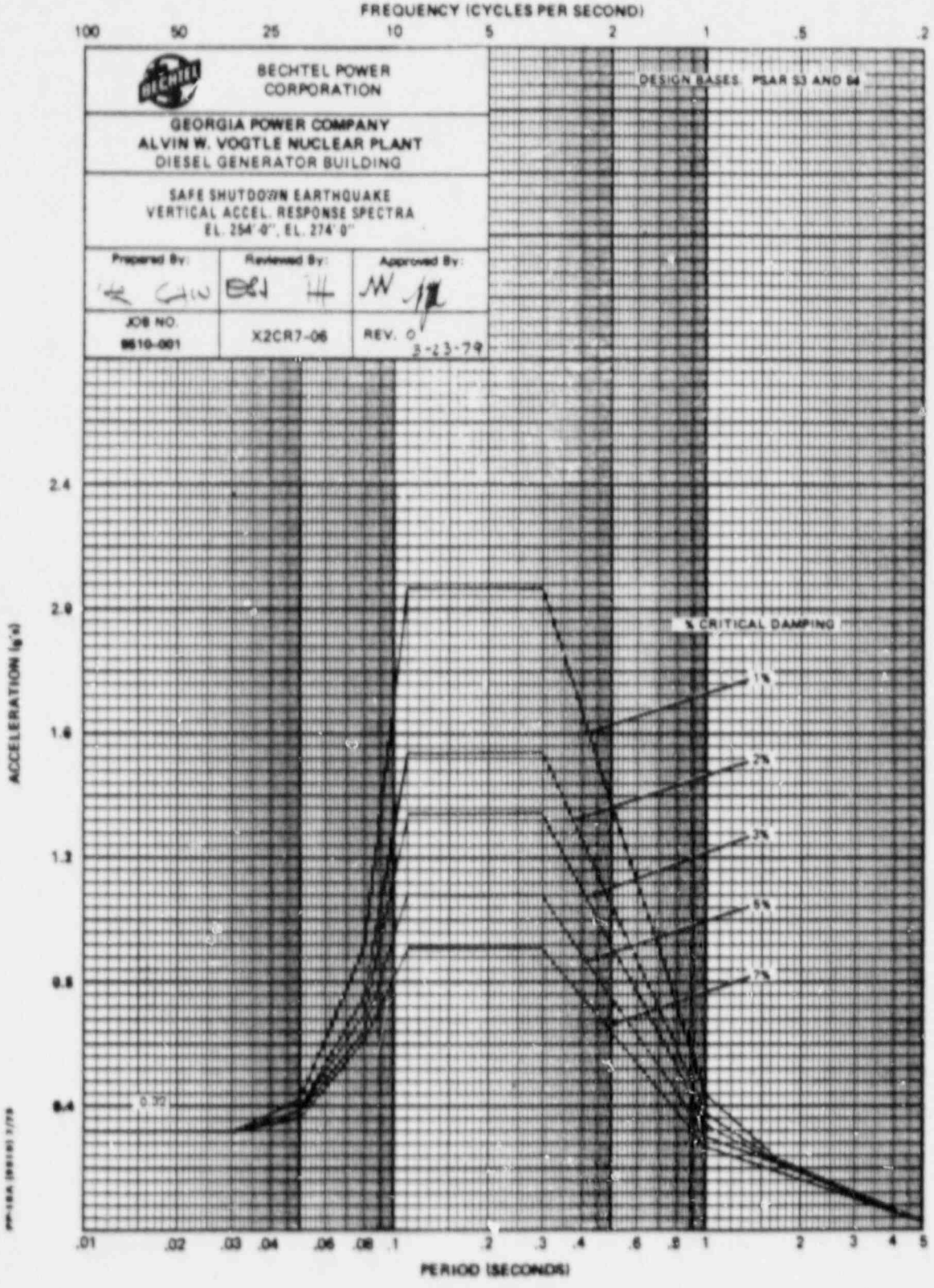
FREQUENCY (CYCLES PER SECOND)
100
50
25
10
5
2
1
.5
.2
BECHTEL POWER CORPORATION
DESIGN BASES: PSAR S3 AND S4
GEORGIA POWER COMPANY
ALVIN W. VOGTLE NUCLEAR PLANT
DIESEL GENERATOR BUILDING
SAFE SHUTDOWN EARTHQUAKE
VERTICAL ACCEL. RESPONSE SPECTRA
EL. 254'-0", EL. 274'-0"
Prepared By:
Reviewed By:
Approved By:
JOB NO.
9610-001
X2CR7-06
REV. 0
3-23-79
% CRITICAL DAMPING
1%
2%
3%
5%
7%
0.32
ACCELERATION (g's)
2.4
2.0
1.6
1.3
0.8
0.4
.01
.02
.03
.04
.06
.08
.1
.2
.3
.4
.6
.8
1
2
3
4
5
PERIOD (SECONDS)

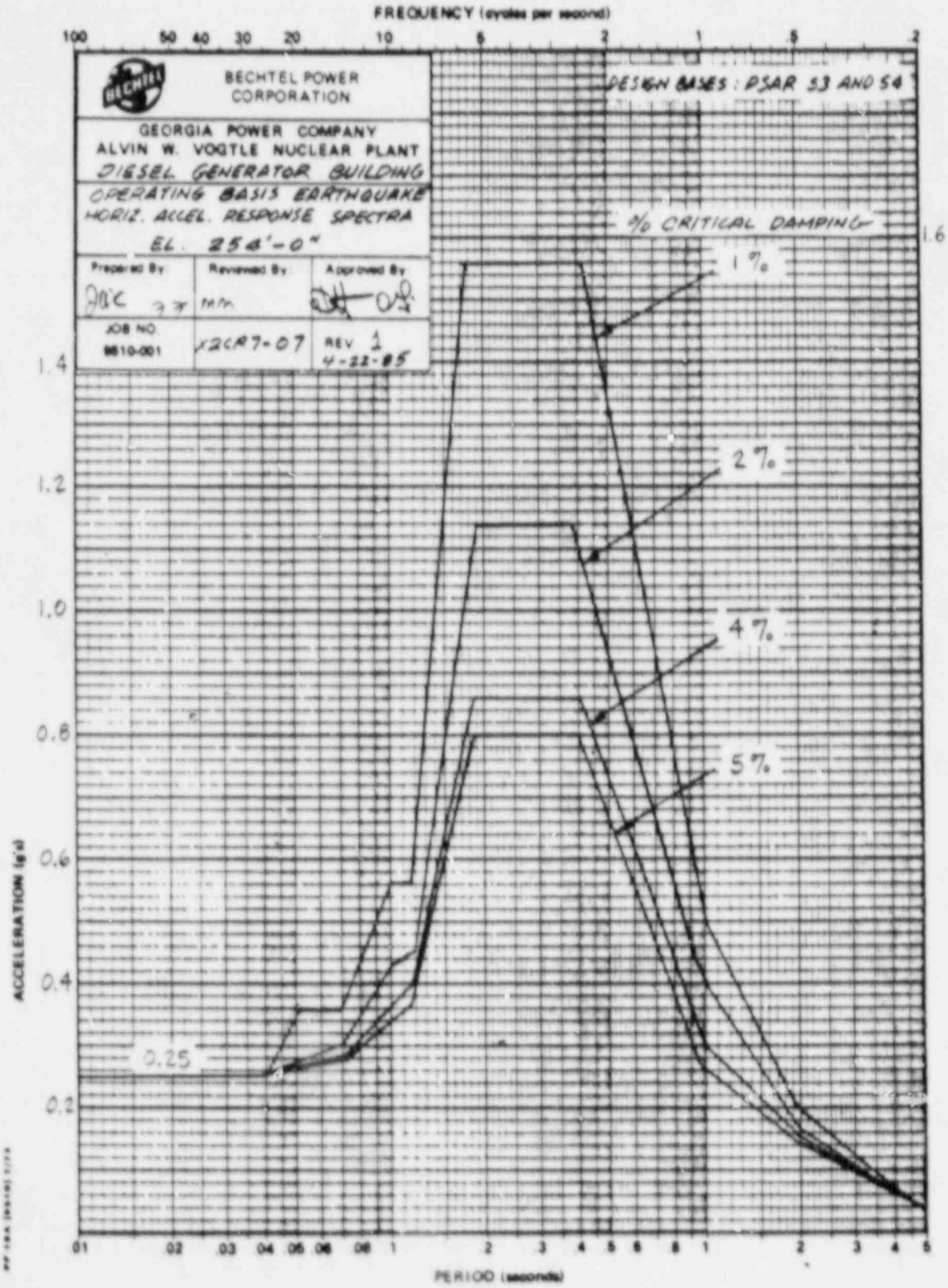
FREQUENCY (cycles per second)
100 50 40 30 20 10 5 2 1 .5 .2
BECHTEL POWER CORPORATION
GEORGIA POWER COMPANY
ALVIN W. VOGTLE NUCLEAR PLANT
DIESEL GENERATOR BUILDING
OPERATING BASIS EARTHQUAKE
HORIZ. ACCEL. RESPONSE SPECTRA
EL. 254'-0"
Prepared By: JBC 3-7
Reviewed By: MM
Approved By:
JOB NO. 9610-001
X2CR7-07
REV 1
4-22-85
DESIGN BASES: PSAR 3.3 AND 3.4
% CRITICAL DAMPING
1%
2%
4%
5%
1.6
1.4
1.2
1.0
0.8
0.6
0.4
0.2
0.25
ACCELERATION (g's)
.01 .02 .03 .04 .05 .06 .08 .1 .2 .3 .4 .5 .6 .8 1 2 3 4 5
PERIOD (seconds)

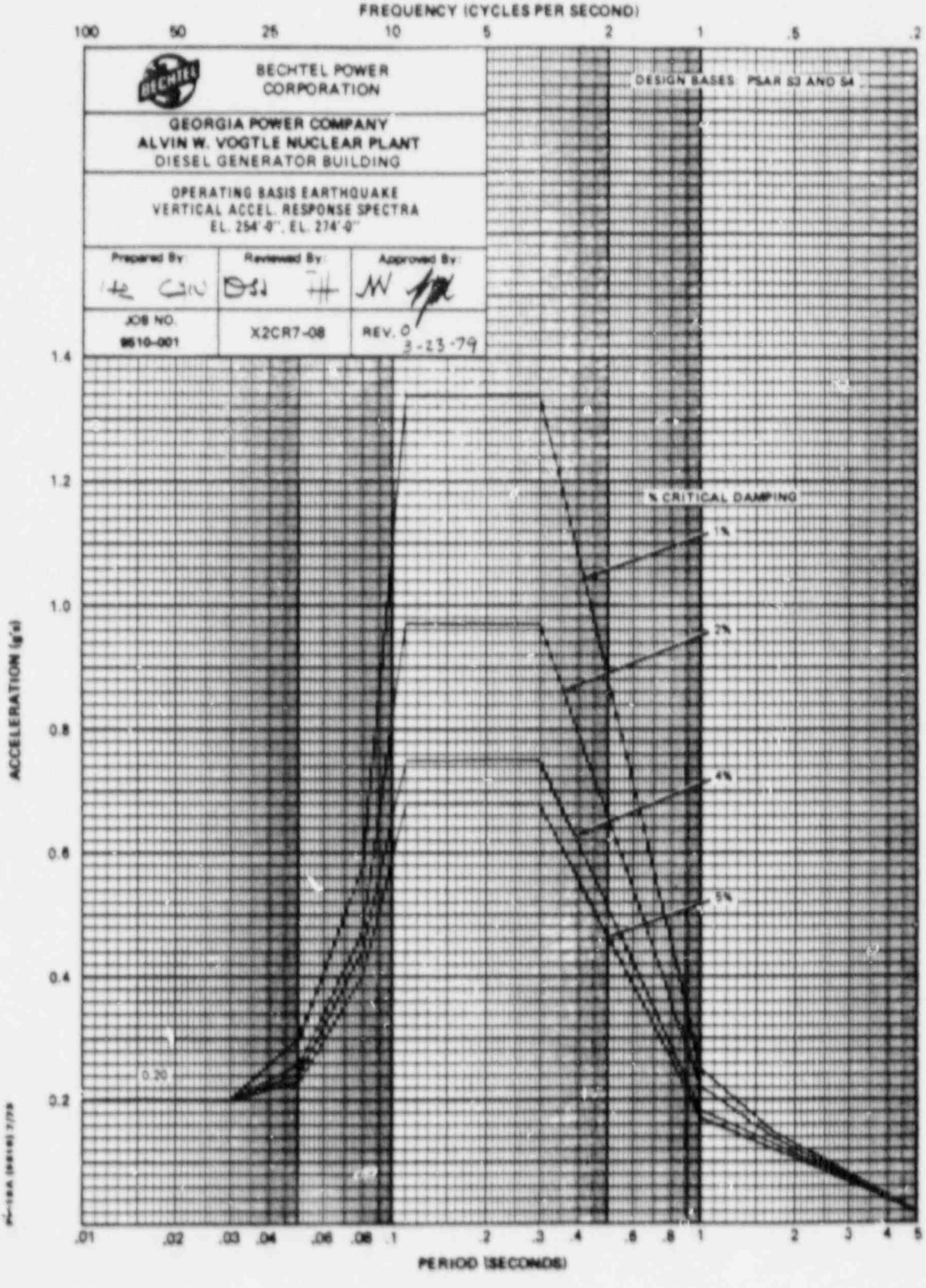
FREQUENCY (CYCLES PER SECOND)
100
50
25
10
5
2
1
.5
.2
BECHTEL POWER CORPORATION
GEORGIA POWER COMPANY
ALVIN W. VOGTLE NUCLEAR PLANT
DIESEL GENERATOR BUILDING
OPERATING BASIS EARTHQUAKE
VERTICAL ACCEL. RESPONSE SPECTRA
EL. 254'-0", EL. 274'-0"
Prepared By
Reviewed By
Approved By
JOB NO.
9610-001
X2CR7-08
REV. 0
3-23-79
DESIGN BASES: PSAR S3 AND S4
% CRITICAL DAMPING
1%
2%
4%
5%
0.20
ACCELERATION (g's)
1.4
1.2
1.0
0.8
0.6
0.4
0.2
.01
.02
.03
.04
.06
.08
.1
.2
.3
.4
.6
.8
1
2
3
4
5
PERIOD (SECONDS)

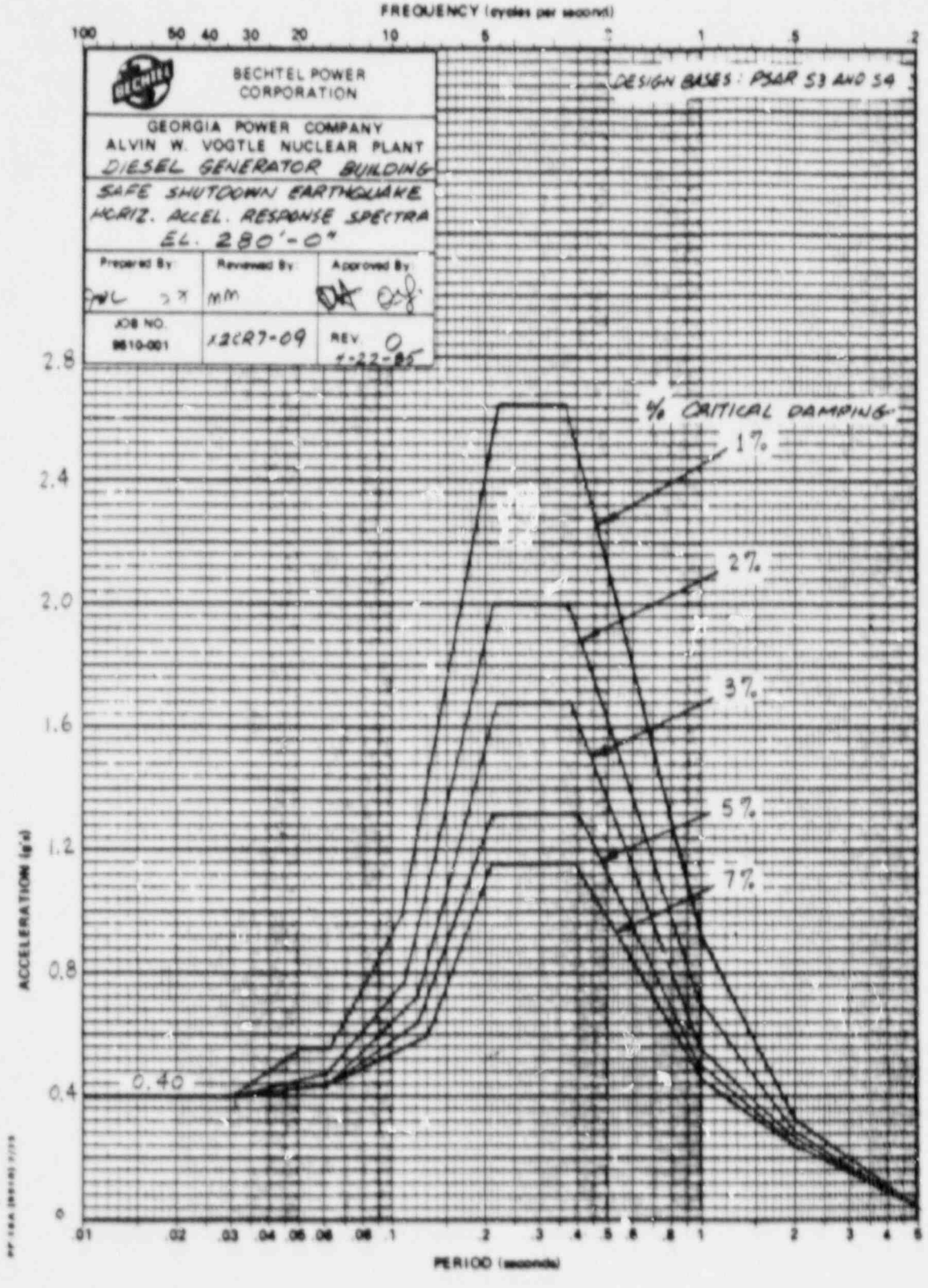
FREQUENCY (cycles per second)
100
50
40
30
20
10
5
2
1
.5
2
BECHTEL POWER CORPORATION
GEORGIA POWER COMPANY
ALVIN W. VOGTLE NUCLEAR PLANT
DIESEL GENERATOR BUILDING
SAFE SHUTDOWN EARTHQUAKE
HORIZ. ACCEL. RESPONSE SPECTRA
EL. 280'-0"
DESIGN BASES: PSAR S3 AND S4
Prepared By
Reviewed By
Approved By
JOB NO.
9610-001
12CR7-09
REV. 0
1-22-85
% CRITICAL DAMPING
1%
2%
3%
5%
7%
0.40
ACCELERATION (g's)
2.8
2.4
2.0
1.6
1.2
0.8
0.4
0
.01
.02
.03
.04
.05
.06
.08
.1
.2
.3
.4
.5
.6
.8
1
2
3
4
5
PERIOD (seconds)


FREQUENCY (cycles per second)
100
50
40
30
20
10
5
2
1
.5
BECHTEL POWER CORPORATION
GEORGIA POWER COMPANY
ALVIN W. VOGTLE NUCLEAR PLANT
DIESEL GENERATOR BUILDING
OPERATING BASIS EARTHQUAKE
HORIZ. ACCEL. RESPONSE SPECTRA
EL. 280'-0"
Prepared By
Reviewed By
Approved By
JOB NO. 9610-001
X2CR7-10
REV. 0
4-22-85
DESIGN BASES: ITAAC 53 AND 54
% CRITICAL DAMPING
0.5%
2%
4%
5%
1.6
1.4
1.2
1.0
0.8
0.6
0.4
0.2
0.25
ACCELERATION (g's)
.01
.02
.03
.04
.05
.06
.08
.1
.2
.3
.4
.5
.6
.8
1
2
3
4
PERIOD (seconds)

AUXILIARY FEEDWATER PUMP HOUSE

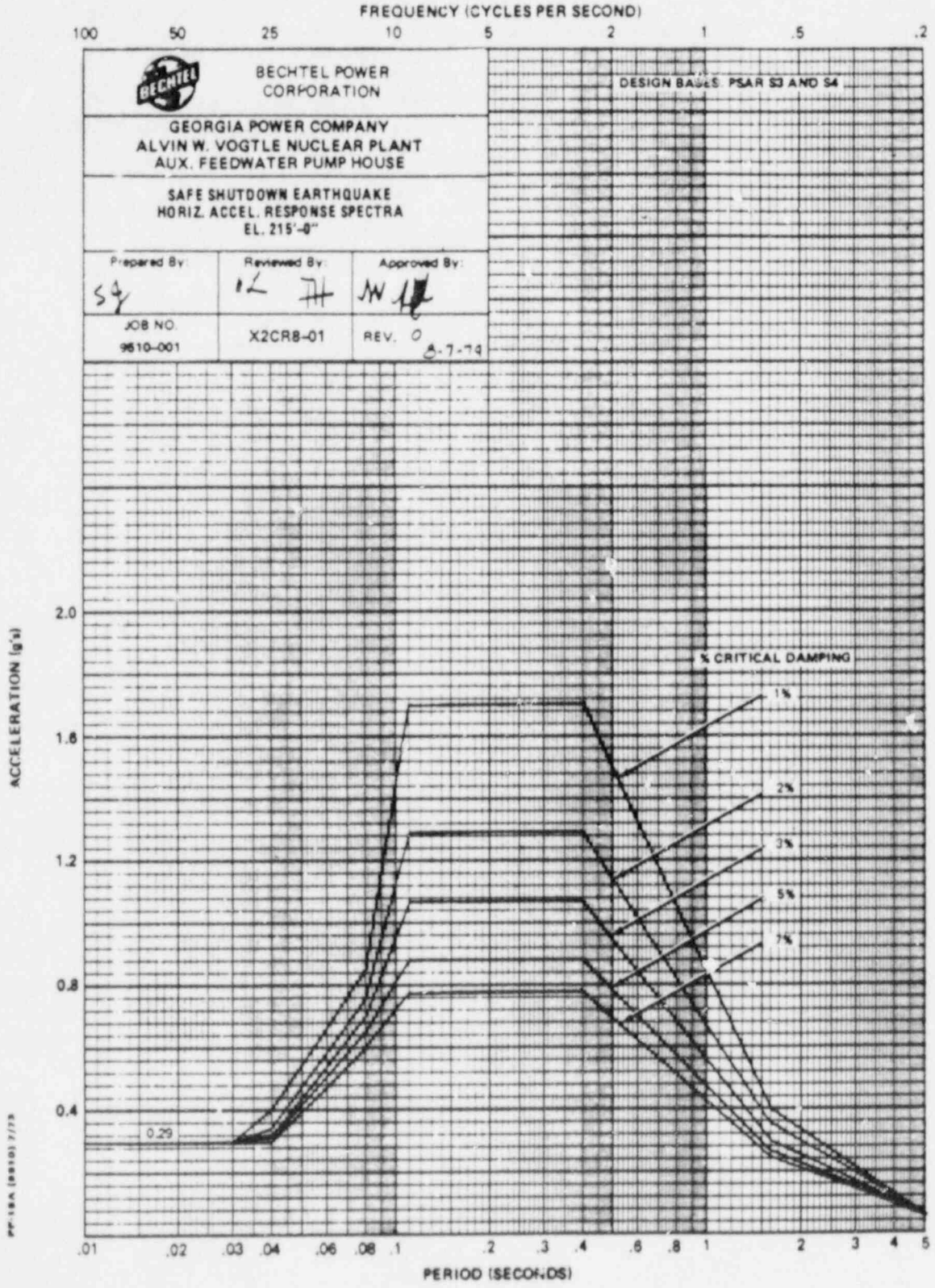
FREQUENCY (CYCLES PER SECOND)
100
50
25
10
5
2
1
.5
.2
BECHTEL POWER CORPORATION
DESIGN BASES PSAR S3 AND S4
GEORGIA POWER COMPANY
ALVIN W. VOGTLE NUCLEAR PLANT
AUX. FEEDWATER PUMP HOUSE
SAFE SHUTDOWN EARTHQUAKE
HORIZ. ACCEL. RESPONSE SPECTRA
EL. 215'-0"
Prepared By:
Reviewed By:
Approved By:
JOB NO.
9610-001
X2CR8-01
REV. 0
8-7-79
% CRITICAL DAMPING
1%
2%
3%
5%
7%
0.29
ACCELERATION (g's)
2.0
1.6
1.2
0.8
0.4
.01
.02
.03
.04
.06
.08
.1
.2
.3
.4
.6
.8
1
2
3
4
5
PERIOD (SECONDS)

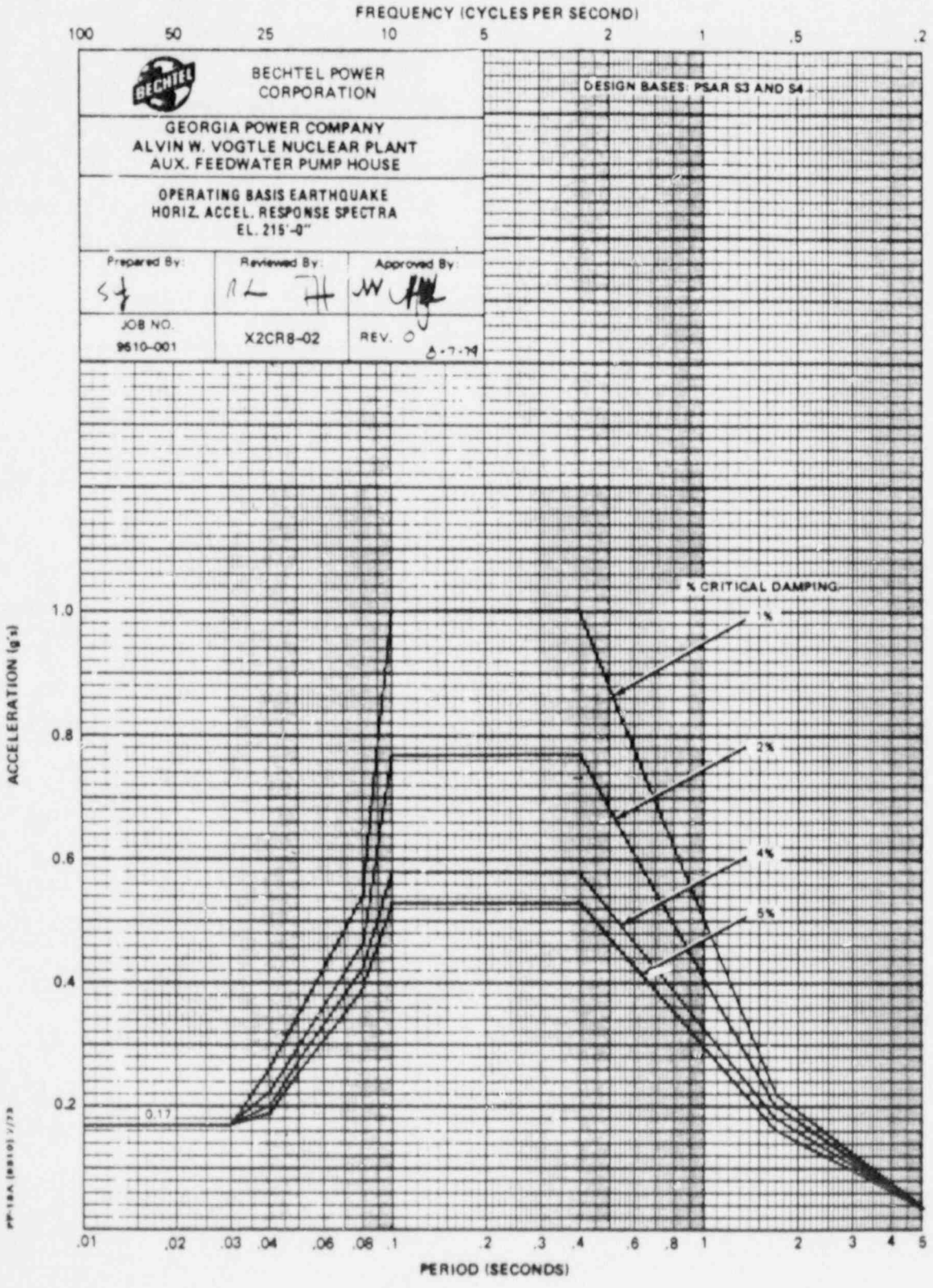
FREQUENCY (CYCLES PER SECOND)
100
50
25
10
5
2
1
.5
.2
BECHTEL POWER CORPORATION
GEORGIA POWER COMPANY
ALVIN W. VOGTLE NUCLEAR PLANT
AUX. FEEDWATER PUMP HOUSE
OPERATING BASIS EARTHQUAKE
HORIZ. ACCEL. RESPONSE SPECTRA
EL. 215'-0"
Prepared By:
Reviewed By:
Approved By:
JOB NO.
9610-001
X2CR8-02
REV. 0
8-7-79
DESIGN BASES: PSAR S3 AND S4
% CRITICAL DAMPING
1%
2%
4%
5%
0.17
ACCELERATION (g's)
1.0
0.8
0.6
0.4
0.2
.01
.02
.03
.04
.06
.08
.1
.2
.3
.4
.6
.8
1
2
3
4
5
PERIOD (SECONDS)

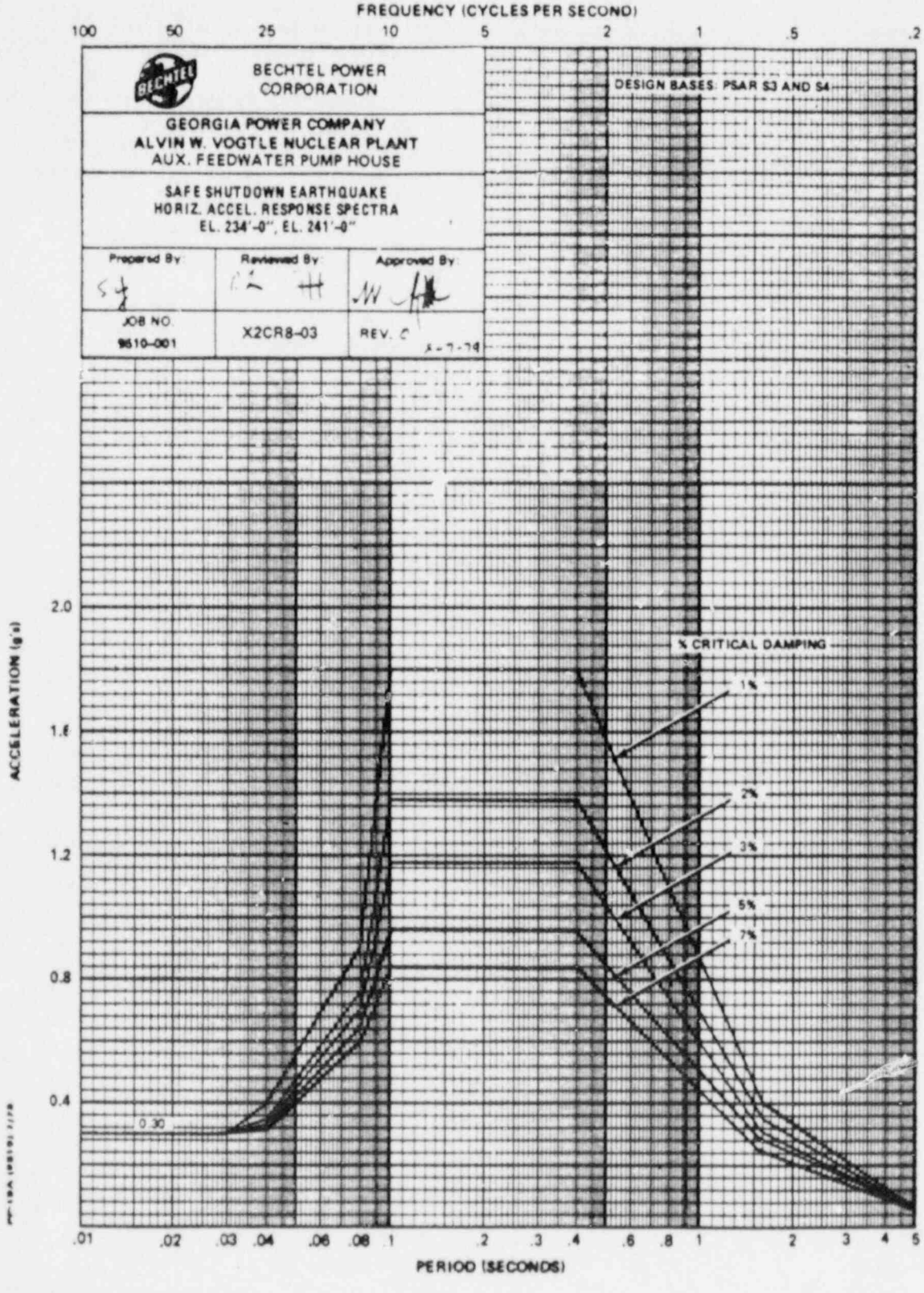
FREQUENCY (CYCLES PER SECOND)
100
50
25
10
5
2
1
.5
.2
BECHTEL POWER CORPORATION
GEORGIA POWER COMPANY
ALVIN W. VOGTLE NUCLEAR PLANT
AUX. FEEDWATER PUMP HOUSE
SAFE SHUTDOWN EARTHQUAKE
HORIZ. ACCEL. RESPONSE SPECTRA
EL. 234'-0", EL. 241'-0"
Prepared By
Reviewed By
Approved By
JOB NO.
9610-001
X2CR8-03
REV. C
DESIGN BASES: PSAR S3 AND S4
% CRITICAL DAMPING
1%
2%
3%
5%
7%
0.30
ACCELERATION (g's)
2.0
1.6
1.2
0.8
0.4
.01
.02
.03
.04
.06
.08
.1
.2
.3
.4
.6
.8
1
2
3
4
5
PERIOD (SECONDS)

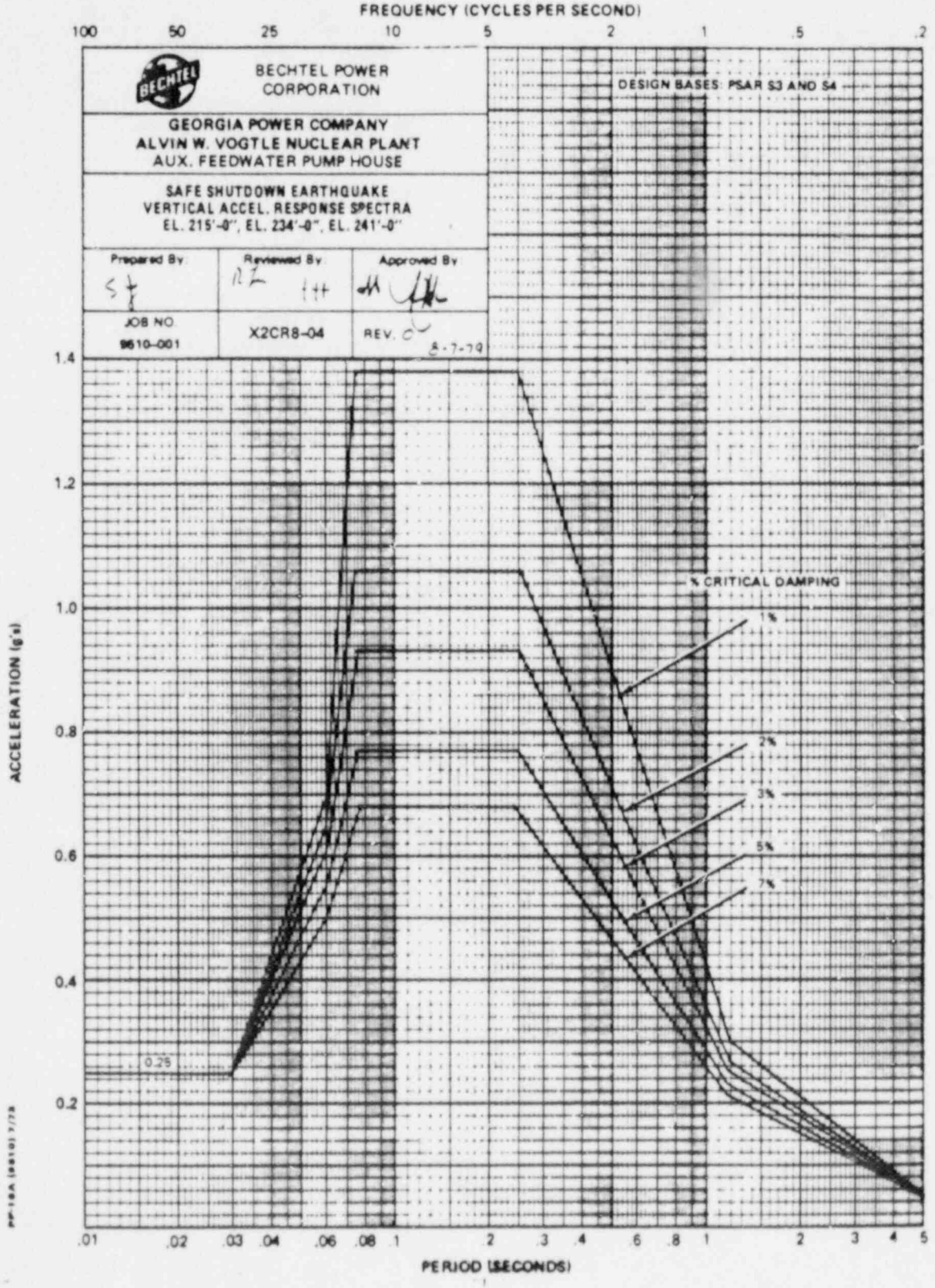
FREQUENCY (CYCLES PER SECOND)
100
50
25
10
5
2
1
.5
.2
BECHTEL POWER CORPORATION
DESIGN BASES: PSAR S3 AND S4
GEORGIA POWER COMPANY
ALVIN W. VOGTLE NUCLEAR PLANT
AUX. FEEDWATER PUMP HOUSE
SAFE SHUTDOWN EARTHQUAKE
VERTICAL ACCEL. RESPONSE SPECTRA
EL. 215'-0", EL. 234'-0", EL. 241'-0"
Prepared By
Reviewed By
Approved By
JOB NO.
9610-001
X2CR8-04
REV. 0
8-7-79
% CRITICAL DAMPING
1%
2%
3%
5%
7%
0.25
ACCELERATION (g's)
1.4
1.2
1.0
0.8
0.6
0.4
0.2
.01
.02
.03
.04
.06
.08
.1
.2
.3
.4
.6
.8
1
2
3
4
5
PERIOD (SECONDS)

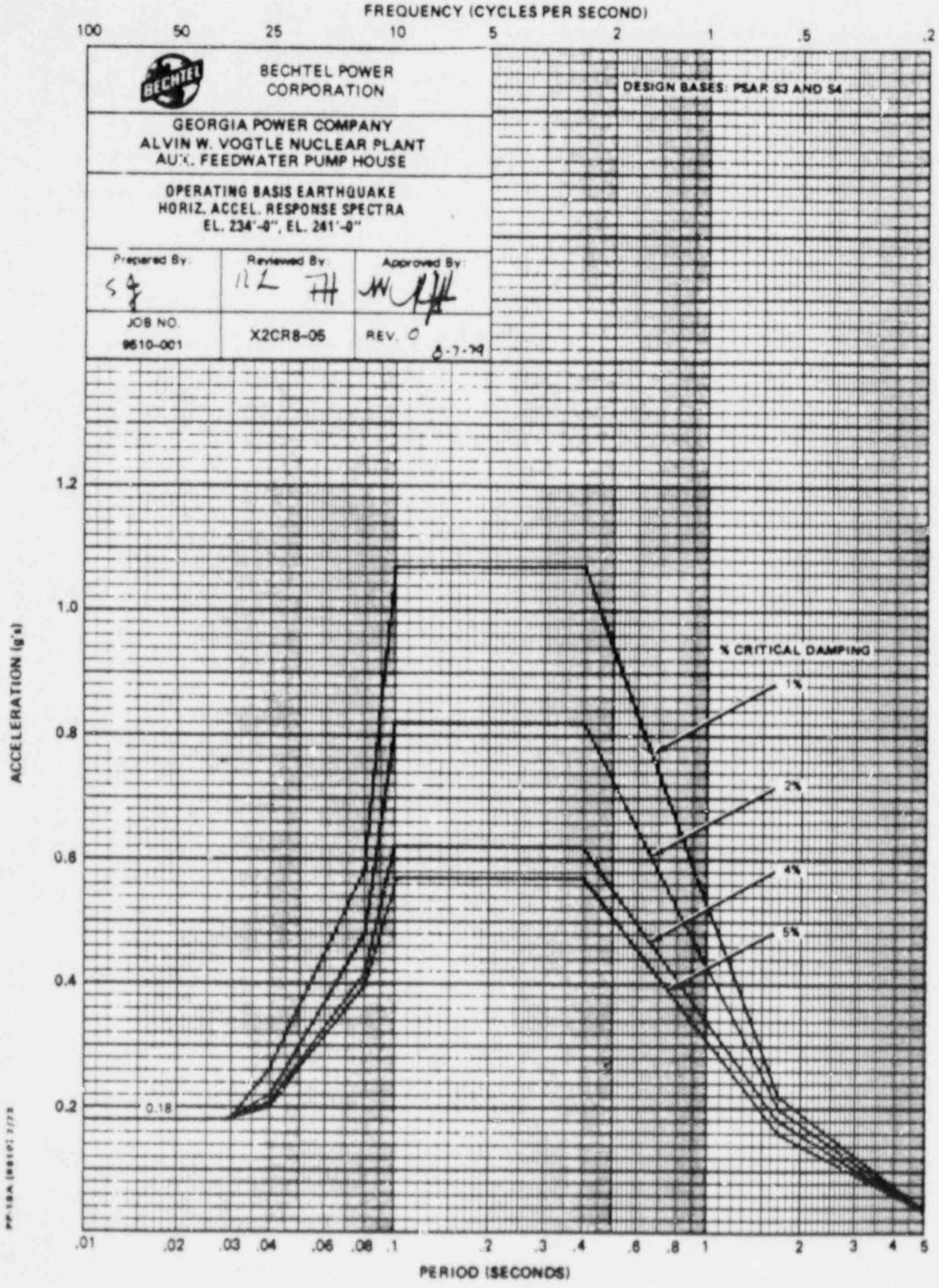
FREQUENCY (CYCLES PER SECOND)
100
50
25
10
5
2
1
.5
.2
BECHTEL POWER CORPORATION
GEORGIA POWER COMPANY
ALVIN W. VOGTLE NUCLEAR PLANT
AUX. FEEDWATER PUMP HOUSE
OPERATING BASIS EARTHQUAKE
HORIZ. ACCEL. RESPONSE SPECTRA
EL. 234'-0", EL. 241'-0"
Prepared By:
Reviewed By:
Approved By:
JOB NO.
9610-001
X2CR8-05
REV. 0
8-7-79
DESIGN BASES: PSAR S3 AND S4
% CRITICAL DAMPING
1%
2%
4%
5%
0.18
ACCELERATION (g's)
1.2
1.0
0.8
0.6
0.4
0.2
.01
.02
.03
.04
.06
.08
.1
.2
.3
.4
.6
.8
1
2
3
4
5
PERIOD (SECONDS)

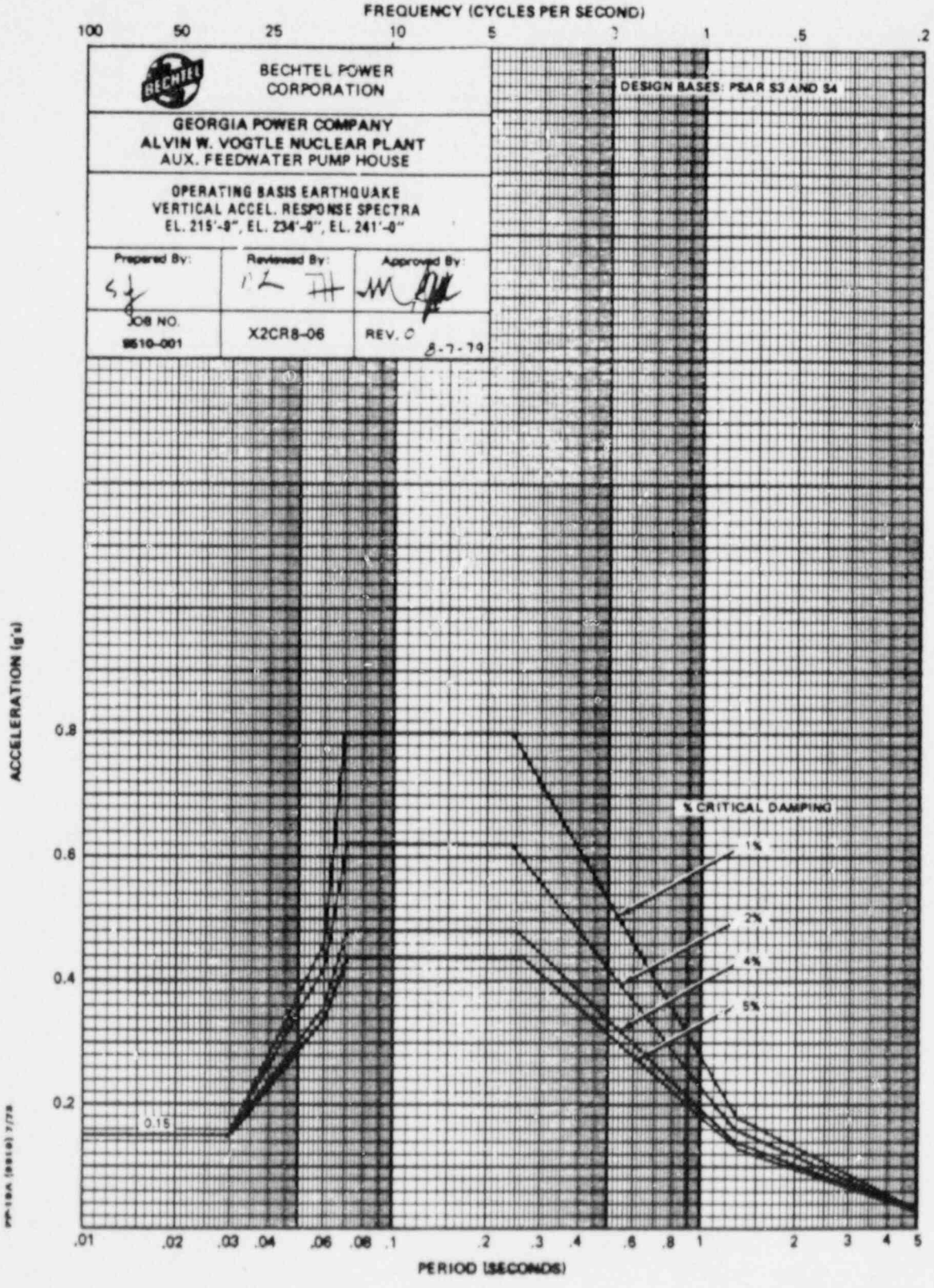
FREQUENCY (CYCLES PER SECOND)
100
50
25
10
5
2
1
.5
.2
BECHTEL POWER CORPORATION
GEORGIA POWER COMPANY
ALVIN W. VOGTLE NUCLEAR PLANT
AUX. FEEDWATER PUMP HOUSE
OPERATING BASIS EARTHQUAKE
VERTICAL ACCEL. RESPONSE SPECTRA
EL. 215'-9", EL. 234'-0", EL. 241'-0"
Prepared By:
Reviewed By:
Approved By:
JOB NO.
9510-001
X2CR8-06
REV. 0
8-7-79
DESIGN BASES: PSAR S3 AND S4
% CRITICAL DAMPING
1%
2%
4%
5%
0.15
ACCELERATION (g's)
0.8
0.6
0.4
0.2
.01
.02
.03
.04
.06
.08
.1
.2
.3
.4
.6
.8
1
2
3
4
5
PERIOD (SECONDS)

C.9 REFUELING WATER, CONDENSATE AND REACTOR MAKEUP WATER STORAGE TANKS

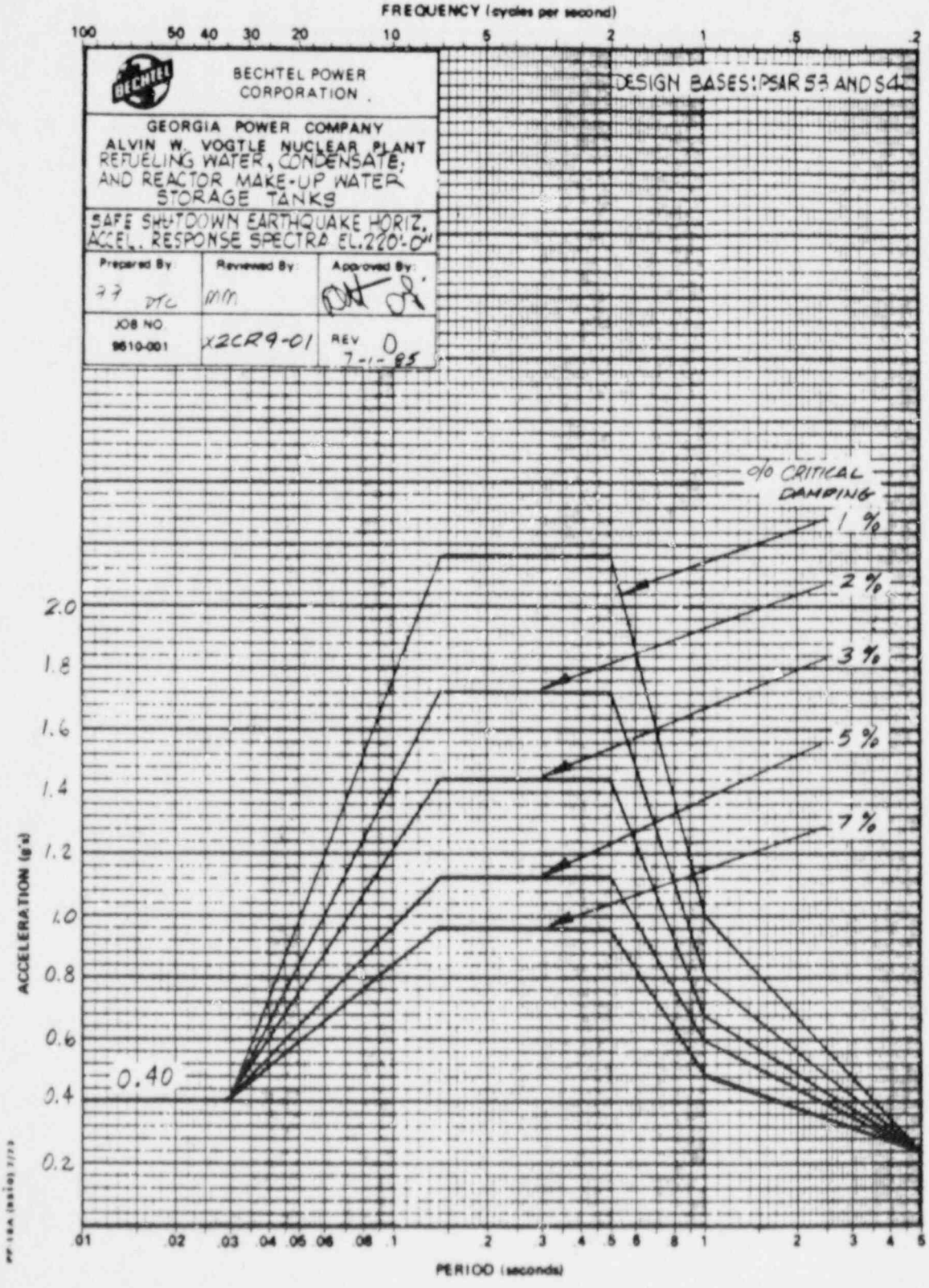
FREQUENCY (cycles per second)
100 50 40 30 20 10 5 2 1 .5 .2
BECHTEL POWER CORPORATION
DESIGN BASES: PSAR S3 AND S4
GEORGIA POWER COMPANY
ALVIN W. VOGTLE NUCLEAR PLANT
REFUELING WATER, CONDENSATE, AND REACTOR MAKE-UP WATER STORAGE TANKS
SAFE SHUTDOWN EARTHQUAKE HORIZ. ACCEL. RESPONSE SPECTRA EL. 220'-0"
Prepared By: TTC
Reviewed By: MM
Approved By:
JOB NO. 9610-001
X2CR9-01
REV 0
7-1-85
% CRITICAL DAMPING
1 %
2 %
3 %
5 %
7 %
0.40
ACCELERATION (g's)
2.0 1.8 1.6 1.4 1.2 1.0 0.8 0.6 0.4 0.2
.01 .02 .03 .04 .05 .06 .08 .1 .2 .3 .4 .5 .6 .8 1 2 3 4 5
PERIOD (seconds)

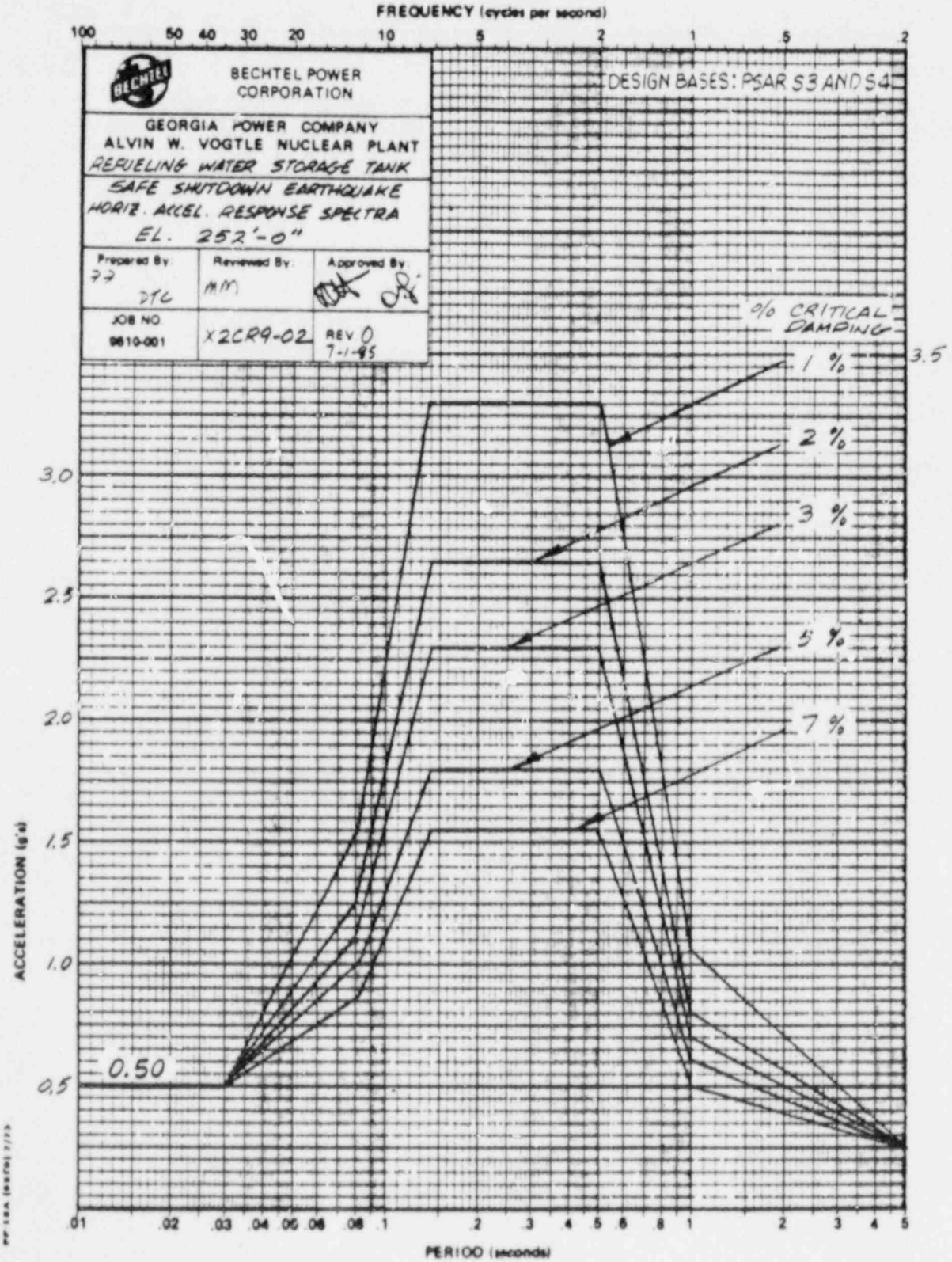
FREQUENCY (cycles per second)
100
50
40
30
20
10
5
2
1
.5
2
BECHTEL POWER CORPORATION
DESIGN BASES: PSAR S3 AND S4
GEORGIA POWER COMPANY
ALVIN W. VOGTLE NUCLEAR PLANT
REFUELING WATER STORAGE TANK
SAFE SHUTDOWN EARTHQUAKE
HORIZ. ACCEL. RESPONSE SPECTRA
EL. 252'-0"
Prepared By: DTC
Reviewed By: MM
Approved By:
JOB NO. 9610-001
X2CR9-02
REV 0
7-1-95
% CRITICAL DAMPING
1 %
2 %
3 %
5 %
7 %
3.5
3.0
2.5
2.0
1.5
1.0
0.5
0.50
ACCELERATION (g's)
.01
.02
.03
.04
.05
.06
.08
.1
.2
.3
.4
.5
.6
.8
1
2
3
4
5
PERIOD (seconds)

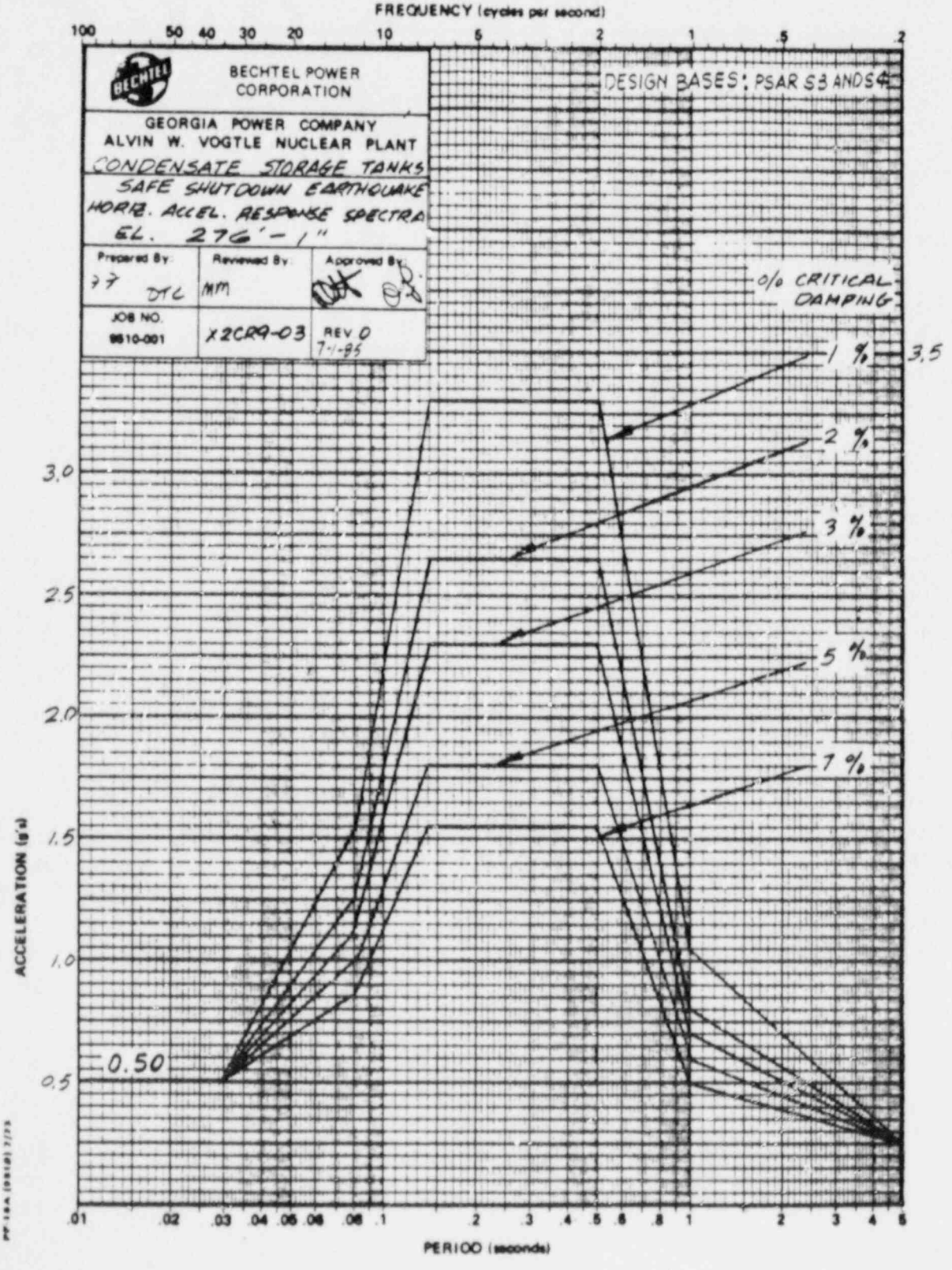
FREQUENCY (cycles per second)
100
50
40
30
20
10
5
2
1
.5
.2
BECHTEL POWER CORPORATION
GEORGIA POWER COMPANY
ALVIN W. VOGTLE NUCLEAR PLANT
CONDENSATE STORAGE TANKS
SAFE SHUTDOWN EARTHQUAKE
HORIZ. ACCEL. RESPONSE SPECTRA
EL. 276'-1"
Prepared By
DTC
Reviewed By
MM
Approved By
JOB NO.
9610-001
X2CR9-03
REV 0
7-1-85
DESIGN BASES: PSAR 3.7 AND 3.9
% CRITICAL DAMPING
1 %
2 %
3 %
5 %
7 %
3.5
3.0
2.5
2.0
1.5
1.0
0.5
0.50
ACCELERATION (g's)
.01
.02
.03
.04
.05
.06
.08
.1
.2
.3
.4
.5
.6
.8
1
2
3
4
5
PERIOD (seconds)

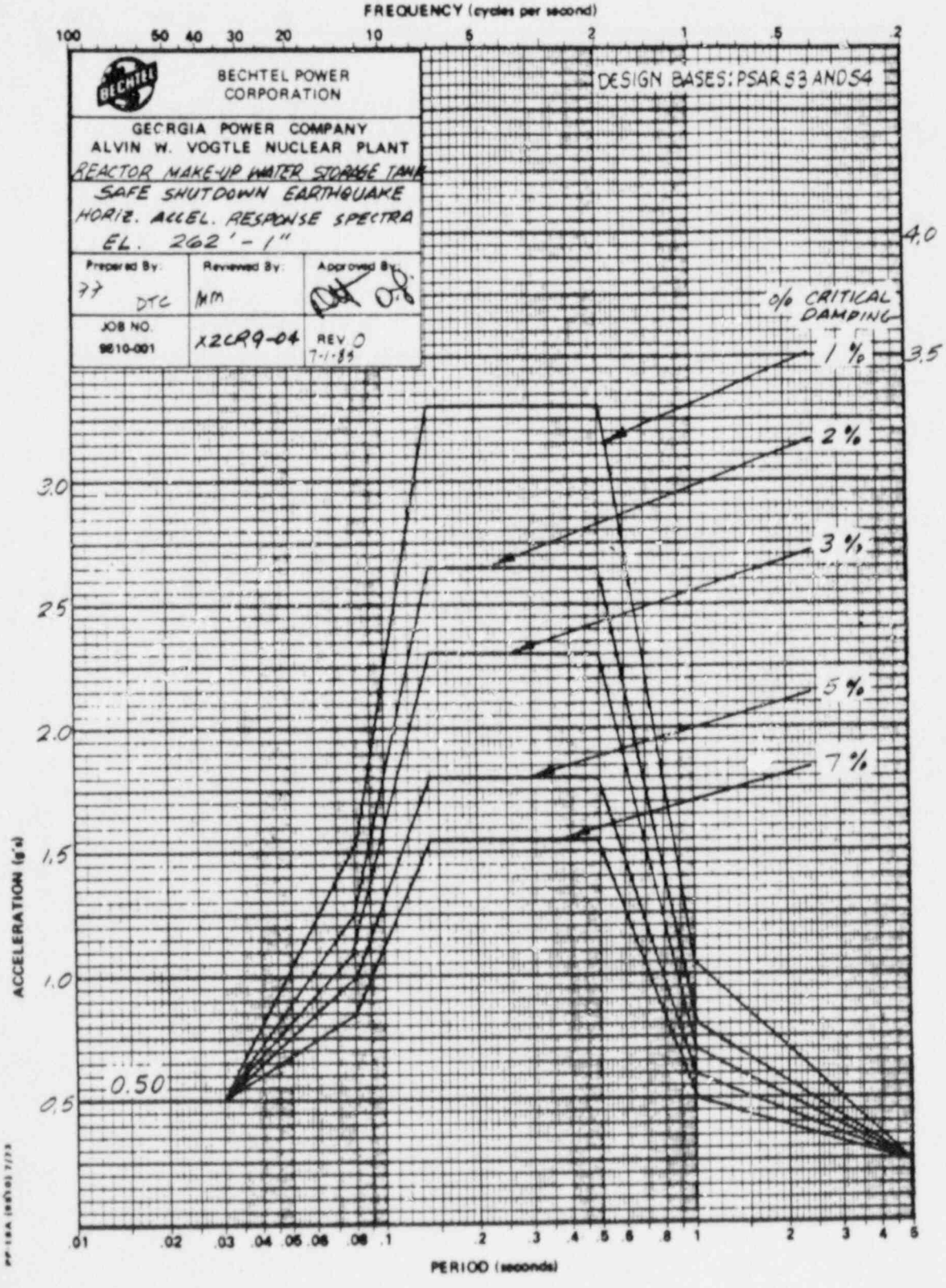
FREQUENCY (cycles per second)
100
50
40
30
20
10
5
2
1
.5
.2
BECHTEL POWER CORPORATION
GEORGIA POWER COMPANY
ALVIN W. VOGTLE NUCLEAR PLANT
REACTOR MAKE-UP WATER STORAGE TANK
SAFE SHUTDOWN EARTHQUAKE
HORIZ. ACCEL. RESPONSE SPECTRA
EL. 262'-1"
Prepared By: 77 DTC
Reviewed By: MM
Approved By:
JOB NO. 9810-001
X2CR9-04
REV 0 7-1-83
DESIGN BASES: PSAR S3 AND S4
4.0
3.5
3.0
2.5
2.0
1.5
1.0
0.5
0.50
0% CRITICAL DAMPING
1 %
2 %
3 %
5 %
7 %
ACCELERATION (g's)
.01
.02
.03
.04
.05
.06
.08
.1
.2
.3
.4
.5
.6
.8
1
2
3
4
5
PERIOD (seconds)

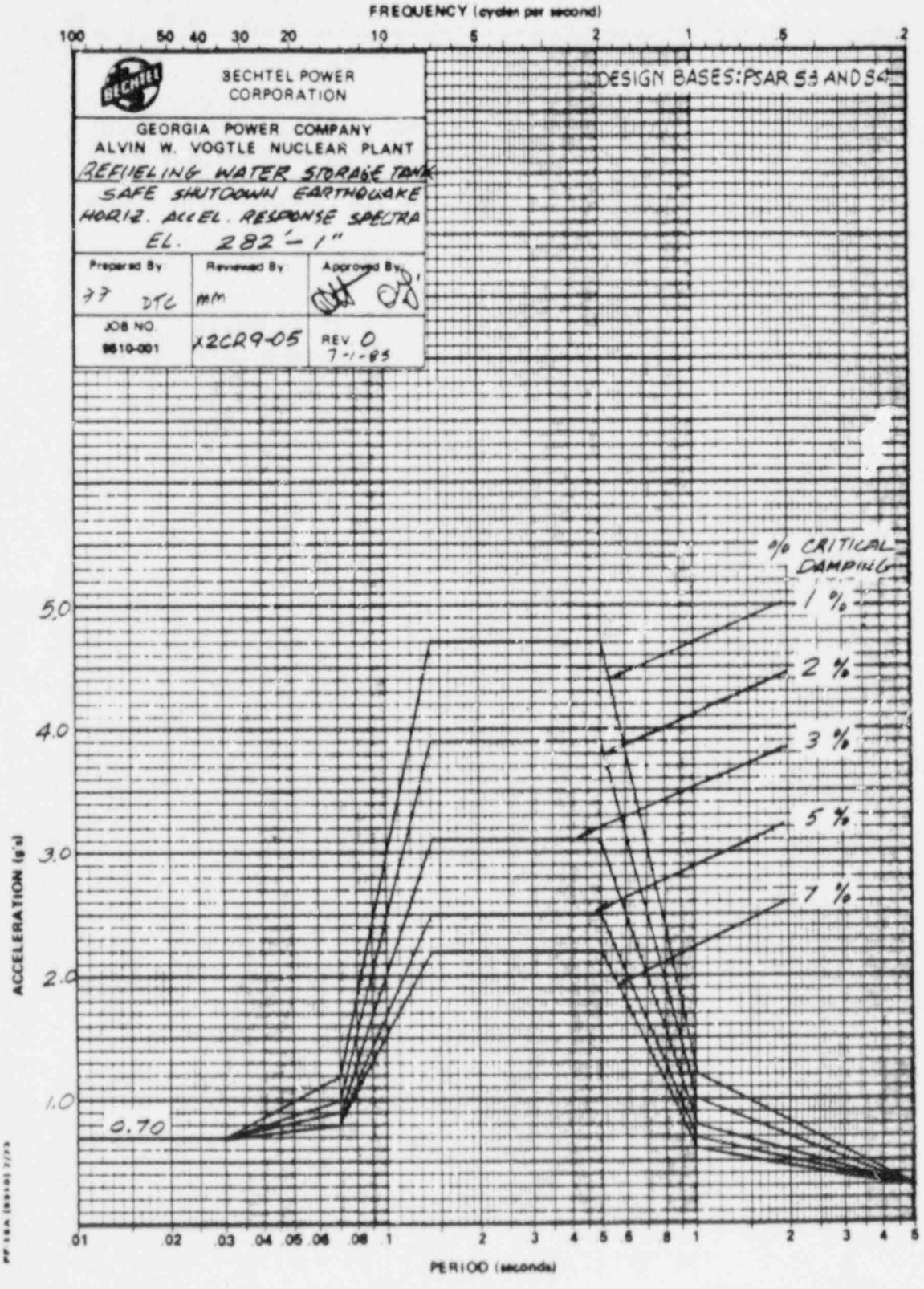
FREQUENCY (cycles per second)
100 50 40 30 20 10 5 2 1 .5 .2
BECHTEL POWER CORPORATION
GEORGIA POWER COMPANY
ALVIN W. VOGTLE NUCLEAR PLANT
REFUELING WATER STORAGE TANK
SAFE SHUTDOWN EARTHQUAKE
HORIZ. ACCEL. RESPONSE SPECTRA
EL. 282'-1"
Prepared By
77 DTC
Reviewed By
MM
Approved By
JOB NO.
9610-001
X2CR9-05
REV. 0
7-1-85
DESIGN BASES: PSAR 5.3 AND 5.4
% CRITICAL DAMPING
1 %
2 %
3 %
5 %
7 %
ACCELERATION (g's)
5.0
4.0
3.0
2.0
1.0
0.70
.01 .02 .03 .04 .05 .06 .08 .1 2 3 4 5 6 8 1 2 3 4 5
PERIOD (seconds)

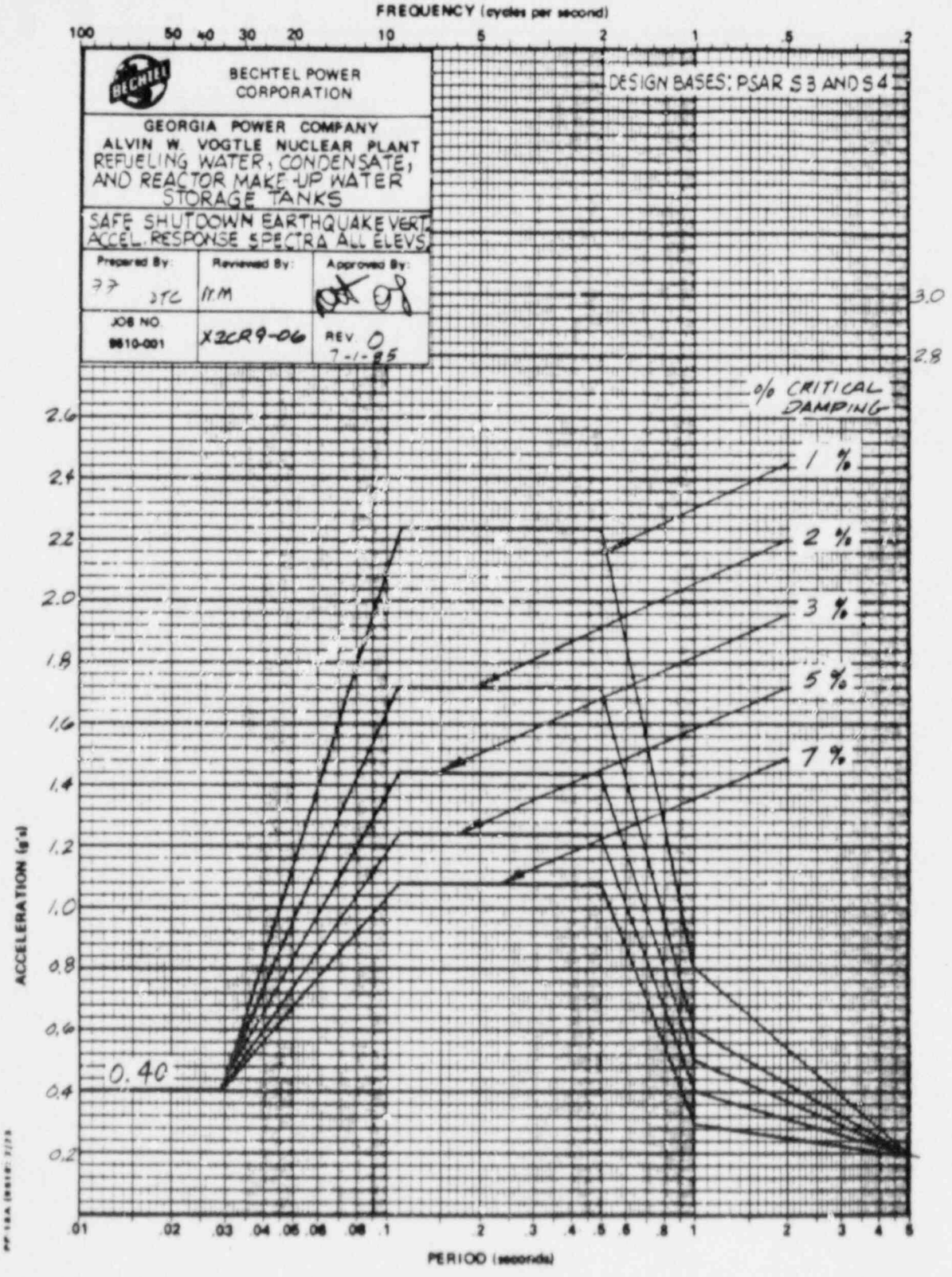
FREQUENCY (cycles per second)
100
50
40
30
20
10
5
2
1
.5
.2
BECHTEL POWER CORPORATION
DESIGN BASES: PSAR S 3 AND S 4
GEORGIA POWER COMPANY
ALVIN W. VOGTLE NUCLEAR PLANT
REFUELING WATER, CONDENSATE, AND REACTOR MAKE-UP WATER STORAGE TANKS
SAFE SHUTDOWN EARTHQUAKE VERT. ACCEL. RESPONSE SPECTRA ALL ELEVS.
Prepared By:
Reviewed By:
Approved By:
JOB NO. 9610-001
X2CR9-06
REV. 0
7-1-85
3.0
2.8
0% CRITICAL DAMPING
1 %
2 %
3 %
5 %
7 %
2.6
2.4
2.2
2.0
1.8
1.6
1.4
1.2
1.0
0.8
0.6
0.4
0.2
0.40
ACCELERATION (g's)
.01
.02
.03
.04
.05
.06
.08
.1
.2
.3
.4
.5
.6
.8
1
2
3
4
5
PERIOD (seconds)

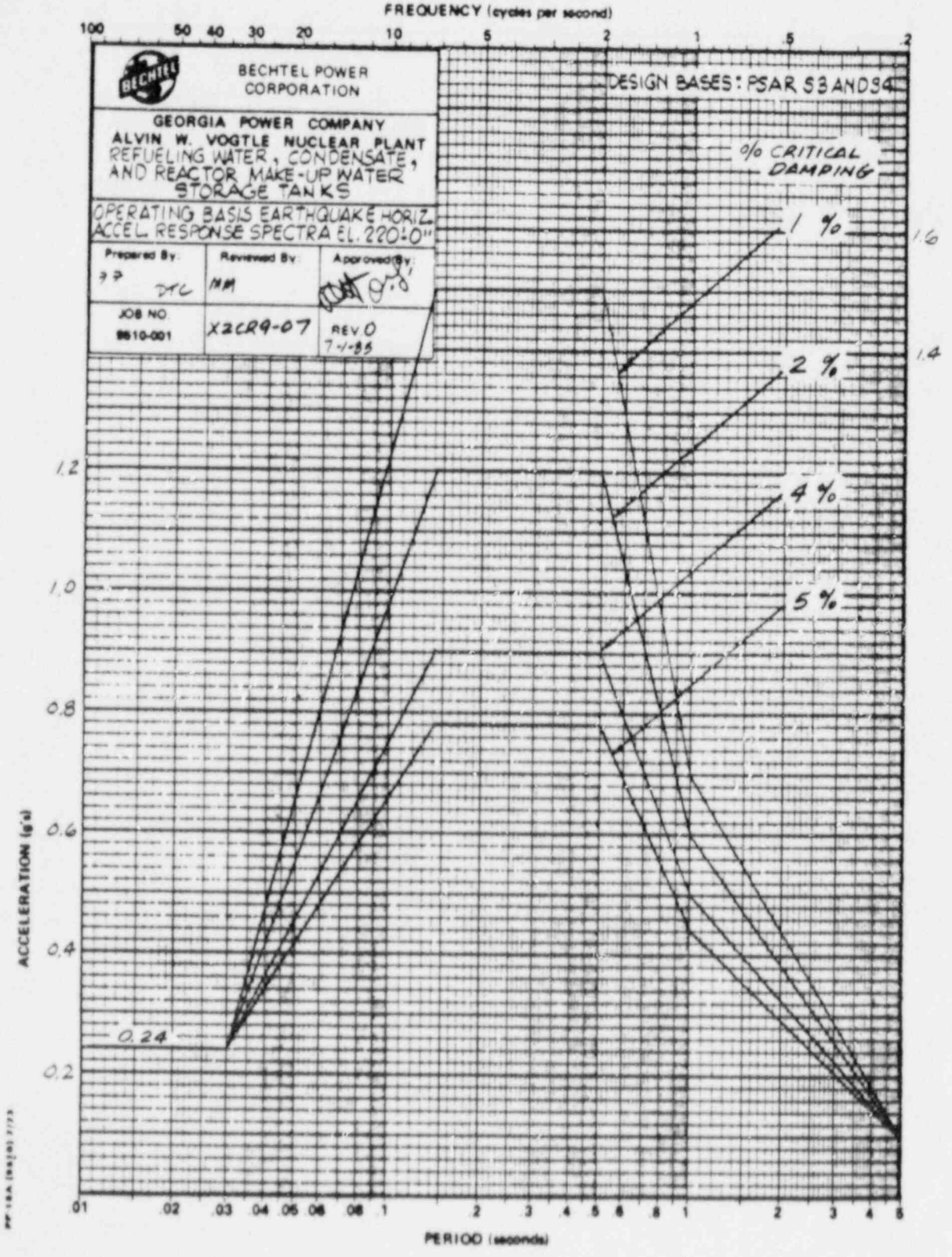
FREQUENCY (cycles per second)
100 50 40 30 20 10 5 2 1 .5 .2
BECHTEL POWER CORPORATION
GEORGIA POWER COMPANY
ALVIN W. VOGTLE NUCLEAR PLANT
REFUELING WATER, CONDENSATE, AND REACTOR MAKE-UP WATER STORAGE TANKS
OPERATING BASIS EARTHQUAKE HORIZ. ACCEL. RESPONSE SPECTRA EL. 220'-0"
Prepared By: DTC
Reviewed By: MM
Approved By:
JOB NO. 9610-001
X2CR9-07
REV 0 7-1-85
DESIGN BASES: PSAR S3 AND S4
% CRITICAL DAMPING
1 %
2 %
4 %
5 %
1.6
1.4
1.2
1.0
0.8
0.6
0.4
0.2
0.24
ACCELERATION (g's)
.01 .02 .03 .04 .05 .06 .08 .1 .2 .3 .4 .5 .6 .8 1 2 3 4 5 6
PERIOD (seconds)

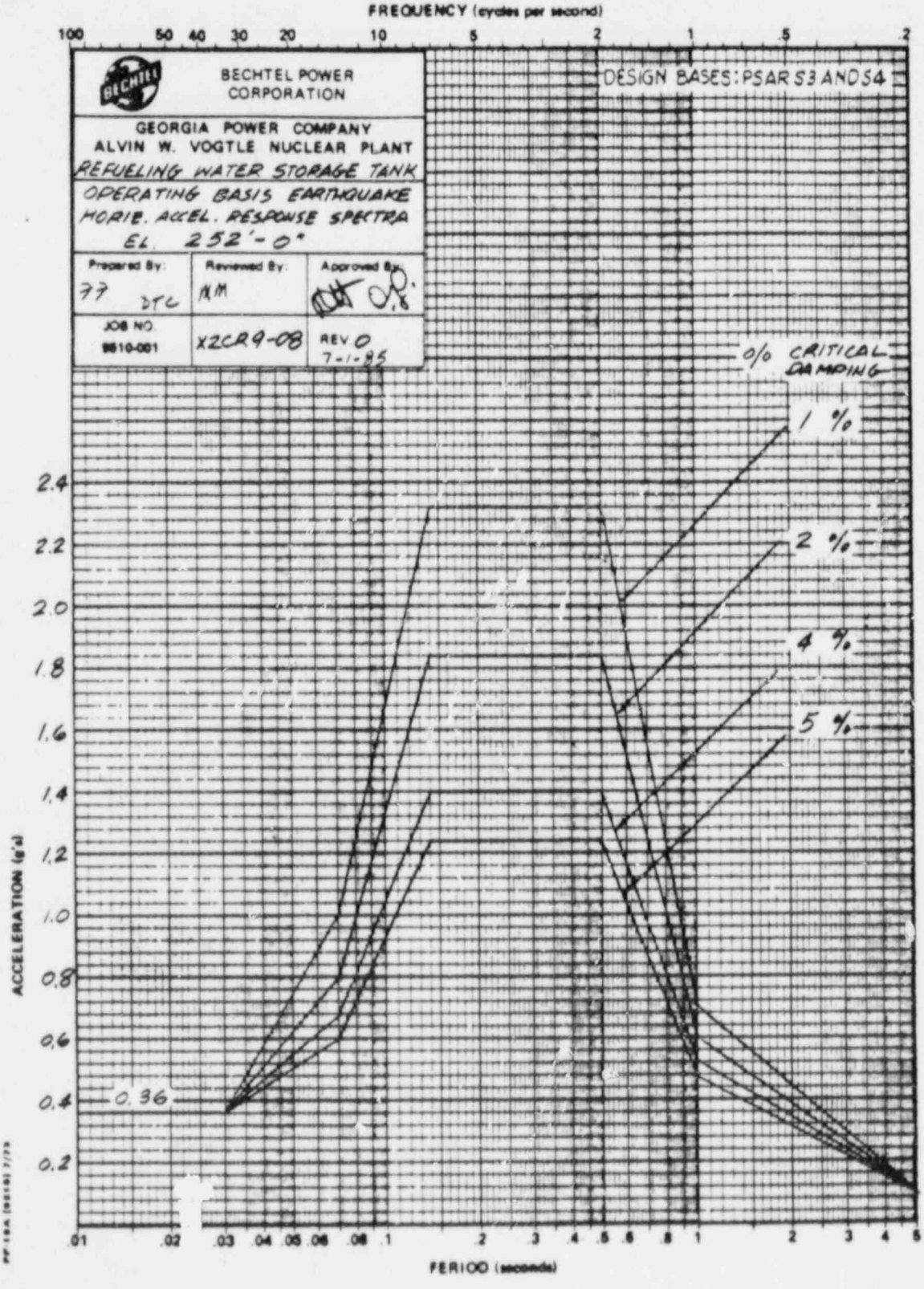
FREQUENCY (cycles per second)
100 50 40 30 20 10 5 2 1 .5 .2
BECHTEL POWER CORPORATION
GEORGIA POWER COMPANY
ALVIN W. VOGTLE NUCLEAR PLANT
REFUELING WATER STORAGE TANK
OPERATING BASIS EARTHQUAKE
HORIZ. ACCEL. RESPONSE SPECTRA
EL. 252'-0"
Prepared By: 77 DTC
Reviewed By: MM
Approved By:
JOB NO. 9610-001
X2CR9-08
REV 0
7-1-85
DESIGN BASES: PSAR S3 AND S4
0% CRITICAL DAMPING
1 %
2 %
4 %
5 %
0.36
ACCELERATION (g's)
2.4 2.2 2.0 1.8 1.6 1.4 1.2 1.0 0.8 0.6 0.4 0.2
.01 .02 .03 .04 .05 .06 .08 .1 .2 .3 .4 .5 .6 .8 1 2 3 4 5
PERIOD (seconds)

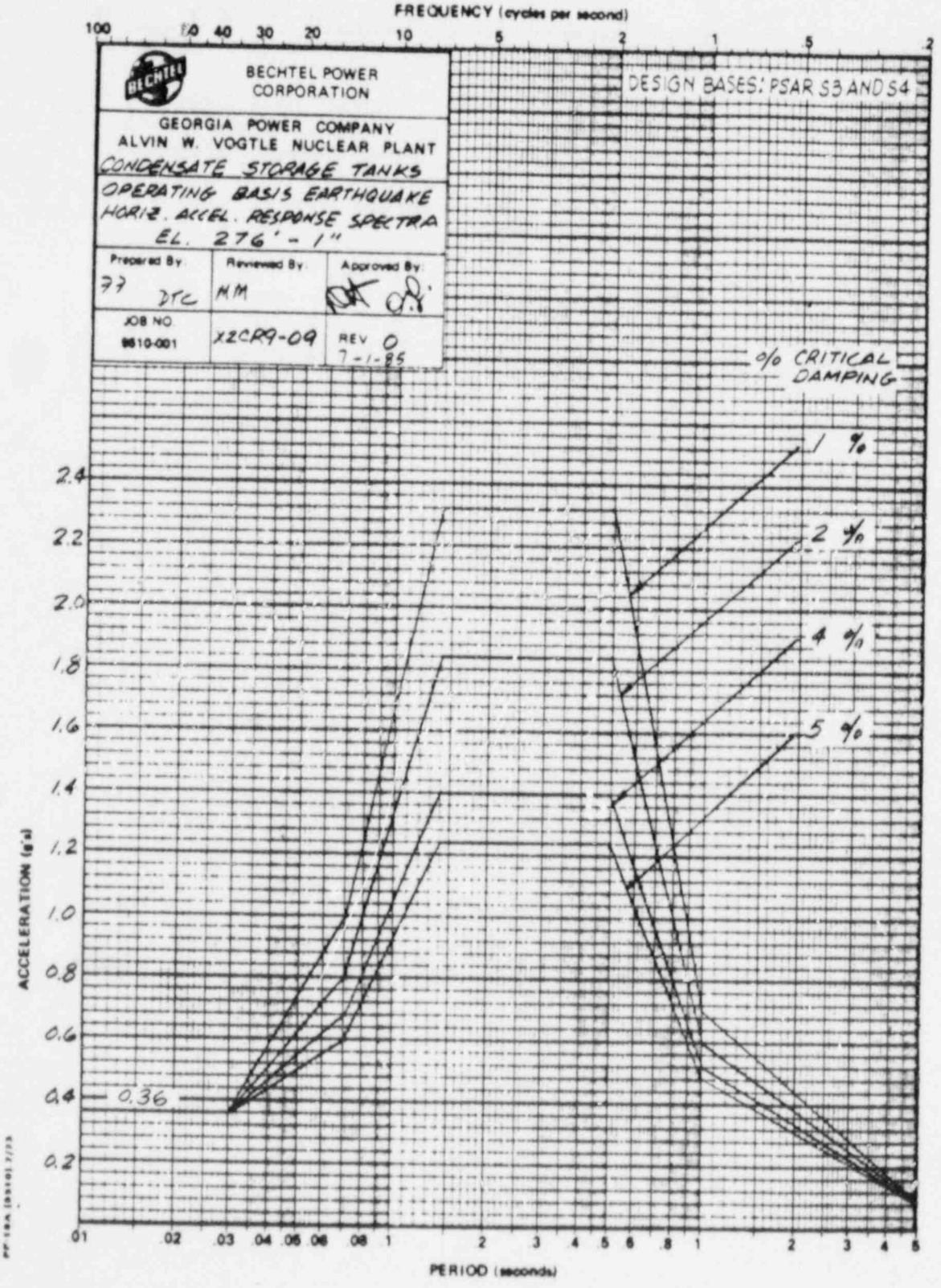
FREQUENCY (cycles per second)
100
50
40
30
20
10
5
2
1
.5
.2
BECHTEL POWER CORPORATION
DESIGN BASES: PSAR S3 AND S4
GEORGIA POWER COMPANY
ALVIN W. VOGTLE NUCLEAR PLANT
CONDENSATE STORAGE TANKS
OPERATING BASIS EARTHQUAKE
HORIZ. ACCEL. RESPONSE SPECTRA
EL. 276' - 1"
Prepared By
77 DTC
Reviewed By
MM
Approved By
JOB NO
9610-001
XZCR9-09
REV 0
7-1-85
0% CRITICAL DAMPING
1 %
2 %
4 %
5 %
0.36
ACCELERATION (g's)
2.4
2.2
2.0
1.8
1.6
1.4
1.2
1.0
0.8
0.6
0.4
0.2
.01
.02
.03
.04
.05
.06
.08
1
2
3
4
5
6
8
1
2
3
4
5
PERIOD (seconds)

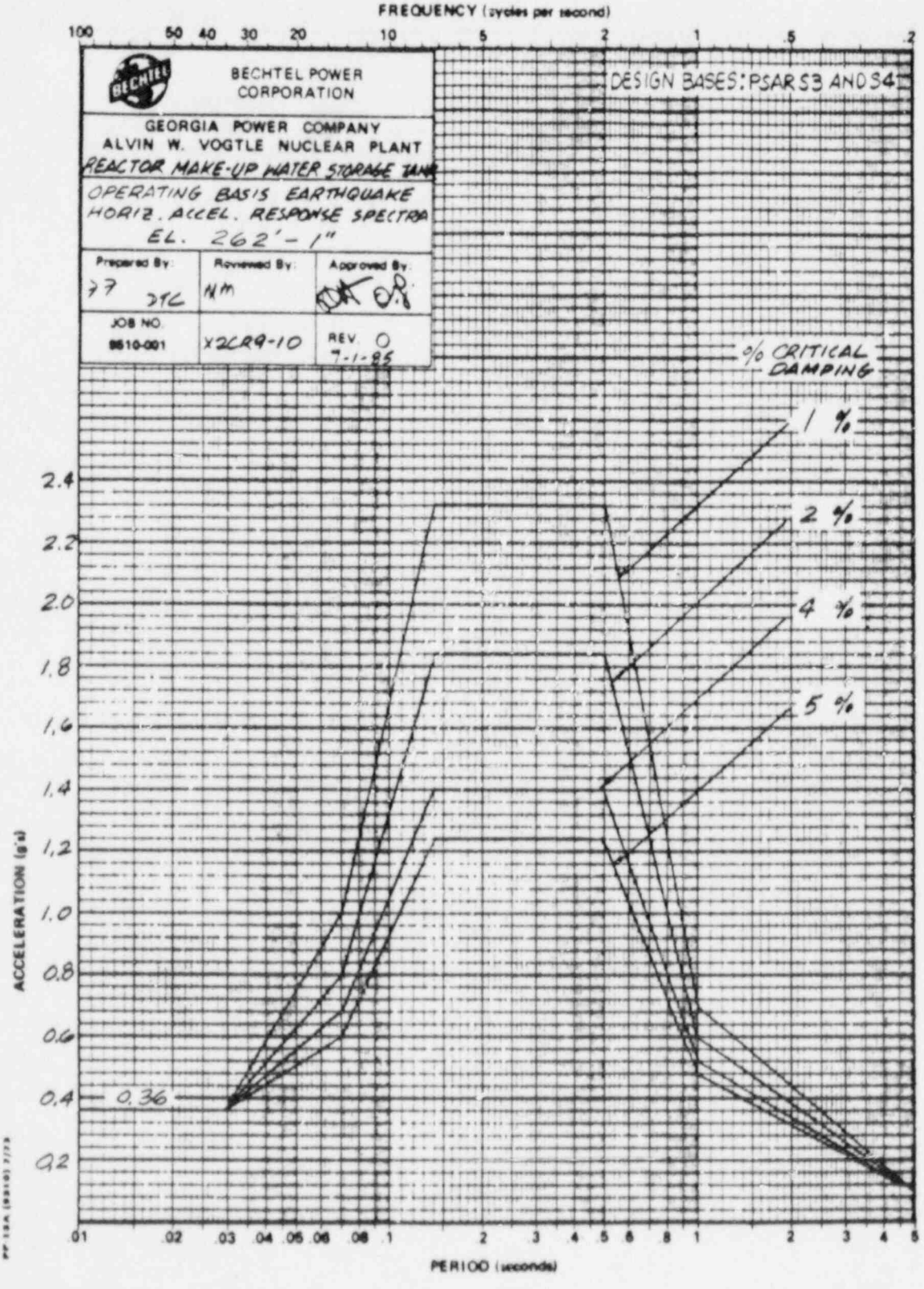
FREQUENCY (cycles per second)
100 50 40 30 20 10 5 2 1 .5 .2
BECHTEL POWER CORPORATION
GEORGIA POWER COMPANY
ALVIN W. VOGTLE NUCLEAR PLANT
REACTOR MAKE-UP WATER STORAGE TANK
OPERATING BASIS EARTHQUAKE
HORIZ. ACCEL. RESPONSE SPECTRA
EL. 262'-1"
Prepared By: JTC
Reviewed By: NM
Approved By:
JOB NO. 9610-001
X2CR9-10
REV. 0
7-1-85
DESIGN BASES: PSAR S3 AND S4
% CRITICAL DAMPING
1 %
2 %
4 %
5 %
ACCELERATION (g's)
2.4
2.2
2.0
1.8
1.6
1.4
1.2
1.0
0.8
0.6
0.4
0.36
0.2
.01 .02 .03 .04 .05 .06 .08 .1 2 3 4 5 6 8 1 2 3 4 5
PERIOD (seconds)

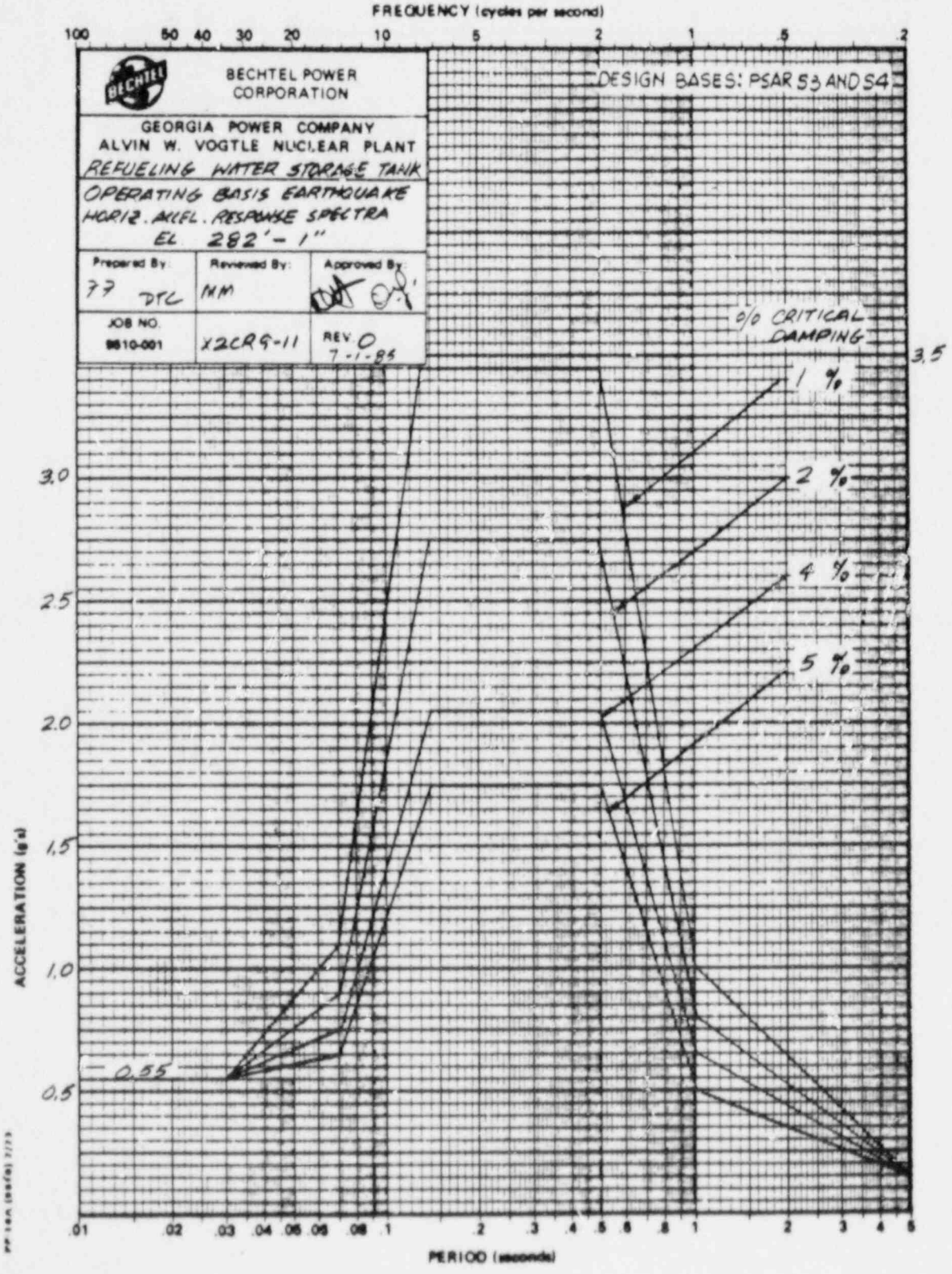
FREQUENCY (cycles per second)
100 50 40 30 20 10 5 2 1 .5 .2
BECHTEL POWER CORPORATION
GEORGIA POWER COMPANY
ALVIN W. VOGTLE NUCLEAR PLANT
REFUELING WATER STORAGE TANK
OPERATING BASIS EARTHQUAKE
HORIZ. ACCEL. RESPONSE SPECTRA
EL 282'-1"
Prepared By: TT DTC
Reviewed By: MM
Approved By:
JOB NO. 9610-001
X2CR9-11
REV. 0 7-1-85
DESIGN BASES: PSAR 5.3 AND 5.4
0/0 CRITICAL DAMPING
1 %
2 %
4 %
5 %
3.5
3.0
2.5
2.0
1.5
1.0
0.5
0.55
ACCELERATION (g's)
.01 .02 .03 .04 .05 .06 .08 .1 .2 .3 .4 .5 .6 .8 1 2 3 4 5
PERIOD (seconds)

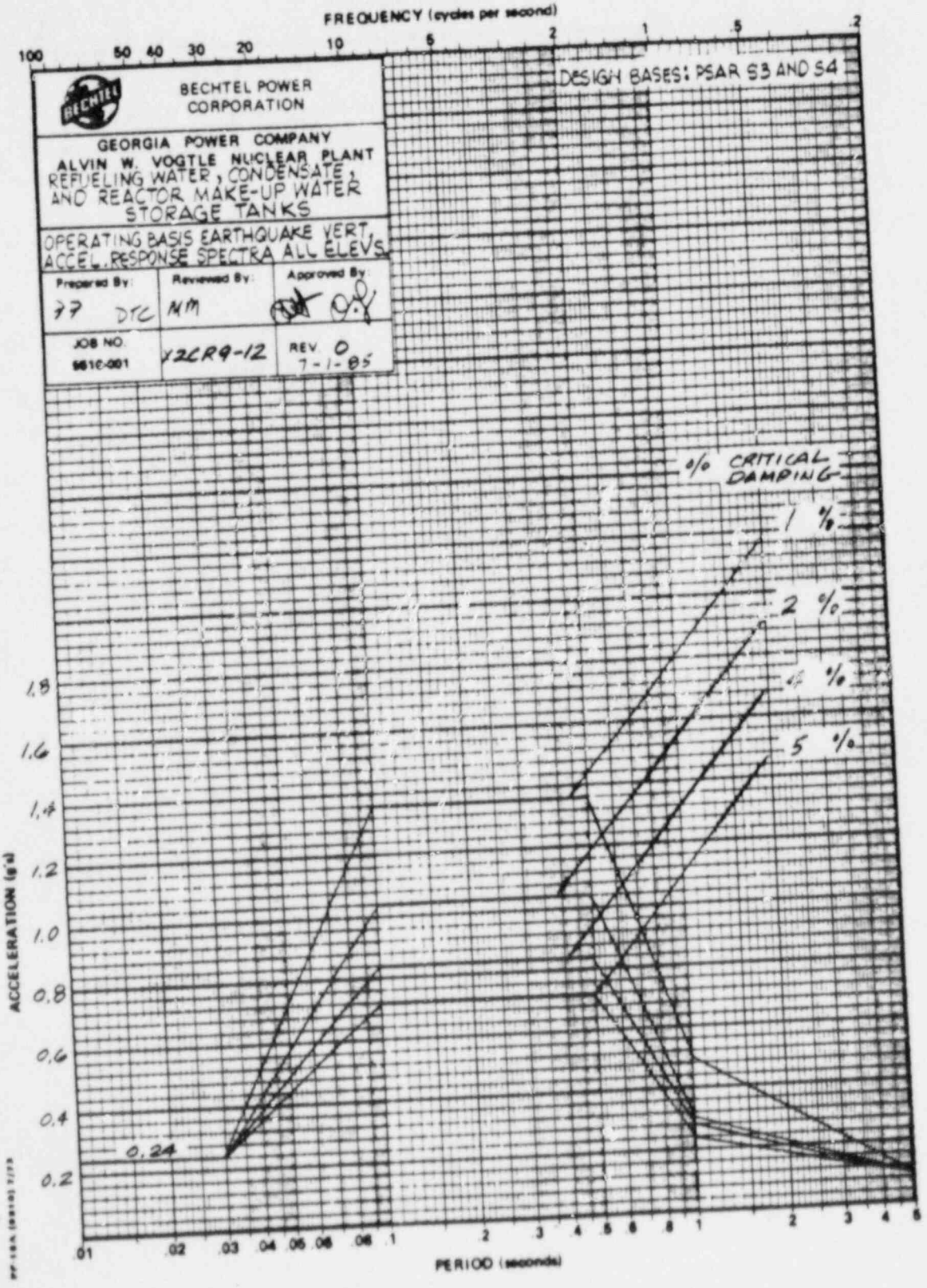
FREQUENCY (cycles per second)
100
50
40
30
20
10
5
2
1
.5
.2
BECHTEL POWER CORPORATION
GEORGIA POWER COMPANY
ALVIN W. VOGTLE NUCLEAR PLANT
REFUELING WATER, CONDENSATE, AND REACTOR MAKE-UP WATER STORAGE TANKS
OPERATING BASIS EARTHQUAKE VERT. ACCEL. RESPONSE SPECTRA ALL ELEVS.
Prepared By: JJ DTC
Reviewed By: NM
Approved By:
JOB NO. 9610-001
X2CR9-12
REV. 0
7-1-85
DESIGN BASES: PSAR S3 AND S4
% CRITICAL DAMPING
1 %
2 %
4 %
5 %
0.24
ACCELERATION (g's)
1.8
1.6
1.4
1.2
1.0
0.8
0.6
0.4
0.2
.01
.02
.03
.04
.05
.06
.08
.1
.2
.3
.4
.5
.6
.8
1
2
3
4
5
PERIOD (seconds)