


6239

RELATED CORRESPONDENCE

# TRANSCRIPT ORIGINAL OF PROCEEDINGS



UNITED STATES OF AMERICA  
NUCLEAR REGULATORY COMMISSION  
BEFORE THE  
ATOMIC SAFETY AND LICENSING BOARD

-----	-X
In the Matter of:	:
LONG ISLAND LIGHTING COMPANY	:
(Shoreham Nuclear Power Station, Unit 1)	:
-----	-X

Docket No. 50-322-OL-3  
(Emergency Planning)  
(Hospital ETES Issue)

DEPOSITION OF DIANE P. DREIKORN

Hauppauge, New York

Friday, March 11, 1988

ACE-FEDERAL REPORTERS, INC.  
*Stenotype Reporters*  
444 North Capitol Street  
Washington, D.C. 20001  
(202) 347-3700  
Nationwide Coverage  
800-336-6646

DS03



2 GW/SW

1  
2  
3  
4  
5  
6  
7  
8  
9  
10  
11  
12  
13  
14  
15  
16  
17  
18  
19  
20  
21  
22

UNITED STATES OF AMERICA

NUCLEAR REGULATORY COMMISSION

Before the Atomic Safety and Licensing Board

-----X

In the Matter of : Docket No. 50-322-OL-3  
LONG ISLAND LIGHTING COMPANY : (Emergency Planning  
(Shoreham Nuclear Power Station, : (Hospital ETES Issue)  
Unit 1) :

-----X

DEPOSITION OF DIANE P. DREIKORN

Hauppauge, N. Y.

Friday, March 11, 1988

Deposition of DIANE P. DREIKORN, called for examination  
by notice, at Suffolk County Attorney's Office, Veterans  
Memorian Highway, Building 158, at 10:03 a.m., before  
Garrett J. Walsh, Jr., a Notary Public in and for the  
Commonwealth of Virginia at Large, when were present on  
behalf of the respective parties:

2 GW/SW

1  
2  
3  
4  
5  
6  
7  
8  
9  
10  
11  
12  
13  
14  
15  
16  
17  
18  
19  
20  
21  
22

K. DENNIS SISK, Esq, Hunton & Williams, 100 Park Avenue, New York, New York 10017; and RITA SHEFFEY, Esq., Hunton & William, 707 E. Main Street, P. O. Box 1535, Richmond, Virginia 23212; on behalf of Long Island Lighting Company, the Applicant.

RONALD R. ROSS, Esq., and CHRISTOPHER M. McMURRAY, Esq, Kirkpatrick & Lockhart, 1800 M Street, N. W., South Lobby, Washington, D. C., 20036-5891; on behalf of Suffolk County, the Intervenor.

3 GW/SW 1

C O N T E N T S

2

Witness Direct Cross Redirect Recross

3

Diane P. Dreikorn - 4

4

\* \* \* \* \*

5

E X H I B I T S

6

FOR IDENTIFICATION

7

Dreikorn Deposition Exhibit Number 1..... 5

8

Resume

9

Dreikorn Deposition Exhibit Number 2..... 6

10

Updated Resume

11

Dreikorn Deposition Exhibit Number 3..... 14

12

OPIP 4.2.2, Attachment 1, Revision 9

13

Dreikorn Deposition Exhibit Number 4..... 17

14

Affidavit of Diane P. Dreikorn

15

Dreikorn Deposition Exhibit Number 5..... 45

16

Hospitals, Revision 9, Pages IV-172

17

and IV-173, Pages IV-175 thru IV-187

18

Dreikorn Deposition Exhibit Number 6..... 59

19

OPIP 3.6.5, Attachment 5, Revision 9

20

Dreikorn Deposition Exhibit Number 7..... 66

21

OPIP 3.6.5, Revision 9

22

\* \* \* \* \*

1 GW/SW 1

## P R O C E E D I N G S

2 Whereupon,

3 DIANE P. DREIKORN,

4 was called as a witness, and having first been duly sworn,  
5 was examined and testified as follows:

6 DIRECT EXAMINATION

7 BY MR. ROSS:

8 Q Good morning, Mrs. Dreikorn. I am Ronald Ross.  
9 With me is Christopher McMurray, from Kirpatrick and  
10 Lockhart, the counsel for Suffolk County in this NRC  
11 Licensing Proceeding.12 Please state your name and affiliation for the  
13 record.14 A My name is Diane Pallas Dreikorn. I am employed  
15 by Long Island Lighting Company.16 Q Mrs. Dreikorn, this morning I am going to ask you  
17 some questions regarding LILCO's Revision 9, Hospital  
18 evacuation time estimates, and questions regarding the  
19 hospital evacuation proposal.20 If you need clarification of any of my questions,  
21 please feel free to interrupt, ask me, and I will try to  
22 clarify.

2 GW/SW 1

MR. ROSS: I would like to clean up a couple of matters first, starting with your resume.

2

3

I will ask the Court Reporter to mark this Dreikorn Exhibit 1.

4

5

(Mrs. Dreikorn's Resume is marked

6

Dreikorn Deposition Exhibit Number 1.

7

for identification.)

8

BY MR. ROSS: (Continuing)

9

Q I will give you a chance to look through this.

10

(The witness is looking at the document.)

11

A All right.

12

Q Mrs. Dreikorn, now that you have had a chance to

13

take a look at Dreikorn Exhibit 1, do you recognize this

14

document?

15

A Yes, I do.

16

Q And could you tell us what it is?

17

A It is a resume that I prepared of my previous

18

work experience.

19

Q And is this a current statement of your

20

professional qualifications?

21

A No, it is not.

22

Q Mrs. Dreikorn, could you go through this resume

GW/SW

1 and update this for us? This is the only resume that has  
2 been provided to the County.

3 A I believe there is a more up-to-date resume of  
4 mine incorporated in the previous hearing records. But for  
5 your update, February of 1987 to the present time, I have  
6 been employed by Long Island Lighting Company.

7 MR. SISK: Let's go off the record a second.

8 (Off the record.)

9 MR. ROSS: Back on the record. I have just been  
10 handed a document which I would like the Court Reporter to  
11 mark as Dreikorn Exhibit 2.

12 (Updated Resume of Mrs. Dreikorn is marked  
13 as Dreikorn Deposition Exhibit Number 2  
14 for identification.)

15 BY MR. ROSS: (Continuing)

16 Q Mrs. Dreikorn, could you identify Dreikorn  
17 Exhibit No. 2?

18 A Dreikorn Exhibit 2 is a resume of mine that I  
19 also have prepared.

20 Q Now, is Dreikorn Exhibit 2 your current resume?

21 A It is the most recent resume that I have  
22 prepared.



2 GW/SW

1 Q Are there any changes or modifications that you  
2 would like to make?

3 A There is one change. I have been promoted as of  
4 mid-December '87, to the position of Supervisor of Offsite  
5 Plans and Facilities for the Long Island Lighting Company.

6 Q Mrs. Dreikorn, I am looking through Dreikorn  
7 Exhibit 2, and I would ask that you point out any entries  
8 here that indicate particular experience with respect to  
9 evacuation time estimates?

10 A There are no entries on this that are specific to  
11 evacuation time estimates.

12 Q Are there any that you would like to make that  
13 would reflect your experience with evacuation time  
14 estimates?

15 MR. SISK: For the record, for my edification,  
16 when you say, "with respect to evacuation time estimates,"  
17 do you mean computations of evacuation time estimates, or  
18 general involvement with evacuation time estimates? That  
19 may help the witness.

20 BY MR. ROSS: (Continuing)

21 Q Mrs. Dreikorn, is there any confusion about that  
22 question?

2 GW/SW

1 A Yes, there is actually.

2 Q Okay. What I would like you to do is tell us  
3 whether you have any particular training or experiences that  
4 qualify you to speak to the issue of evacuation time  
5 estimates that you would like to add to this resume?

6 A I think my experience as an emergency planner in  
7 many areas of emergency planning relate to my involvement in  
8 the project of the hospital evacuation time estimates.

9 Q Mrs. Dreikorn, could you list for me the  
10 materials that you reviewed in preparation for this  
11 deposition?

12 By, "materials," I mean documentary materials.

13 A I have reviewed the various filings on summary  
14 disposition motion on the hospital evacuation issue.

15 Q Is that all you reviewed, Mrs. Dreikorn?

16 A I reviewed our specific procedures that pertain  
17 to hospitals and hospital evacuations.

18 Q By, "our," you are referring to LILCO's?

19 A That is correct, yes.

20 Q And are you referring specifically to OPIPs?

21 A That is correct.

22 Q And could you tell us which OPIPs you are

2 GW/SW 1

referring to?

2

A OPIP 4.2.2, and OPIP 3.6.5.

3

Q Is that a complete list of the OPIPs you reviewed in preparation for this deposition?

5

A I believe so.

6

Q Mrs. Dreikorn, did you review any transcripts that have been taken of depositions in this proceeding?

8

A No, I did not.

9

Q Did you consult with anyone to prepare for this deposition?

10

11

A Yes, I did.

12

Q Could you identify for us the individual or individuals with whom you consulted?

13

14

A I consulted with the Hunton &amp; Williams' attorneys on the case.

15

16

Q Could you list those attorneys?

17

A Mary Jo Leugers, Rita Sheffey.

18

Q Is that an exhaustive list?

19

A I have had conversations with other Hunton & Willaims' attorneys regarding <sup>hospital</sup> ~~the possible~~ evacuation, but *not* in the depth that I had with those two.

20

21

Q In preparation for this deposition, did you have

2 GW/SW 1 any conversations with Douglas Crocker?

2 A Yes, I have.

3 Q Are there any other individuals with whom you  
4 conversed in preparation for those depositions?

5 That is, other than Mr. Crocker and various  
6 Hunton & Williams' attorneys?

7 A Yes, there are.

8 Q Could you identify those individuals?

9 A Jeff Sobotka.

10 Q Are there others?

11 A I believe that is it.

12 Q Can you tell us how many times you conversed with  
13 Mr. Crocker in preparation for this deposition?

14 A There have been numerous informal discussions at  
15 our office.

16 Q Were counsel present at all such discussions with  
17 Mr. Crocker?

18 A No.

19 Q Can you tell us the substance of your  
20 conversations with Mr. Crocker in preparation for this  
21 deposition?

22 MR. SISK: I am going to object, insofar as the

2 GW/SW

1 question calls for information which may be subject to work  
2 product privilege, either because an attorney may have been  
3 present during a portion of the conversations, or because  
4 the conversations may have been at the direction of an  
5 attorney, in preparation for this deposition.

6 Having stated the objection, I would like a  
7 moment to confer with the witness to make sure that you get  
8 whatever information may be outside the zone of privilege.

9 (Counsel and witness confer.)

10 I think the objection will have to stand, and I  
11 have to instruct the witness not to answer.

12 BY MR. ROSS: (Continuing)

13 Q Can you tell me how many conversations you had  
14 with Mr. Sobotka in preparation for this deposition?

15 A Again, there were several conversations that were  
16 held in our office.

17 Q Were counsel from Hunton & Williams present for  
18 all conversations?

19 By that, I mean your conversations with Jeff  
20 Sobotka in preparation for this deposition?

21 A Yes, I would say that they were present.

22 Q With respect to the numerous conversations which

2 GW/SW

1 you said you had with Douglas Crocker in preparation for  
2 this deposition, were all of these conversations at the  
3 request of counsel?

4 A Yes, they were.

5 Q And with respect to the numerous conversations  
6 with Jeff Sobotka, again in preparation for this deposition,  
7 did counsel from Hunton & Williams direct that you have  
8 these discussions?

9 A Counsel from Hunton & Williams instructed me to  
10 prepare for the deposition.

11 Q Can you tell me the substance of your  
12 conversations with Jeffrey Sobotka in preparation for this  
13 deposition?

14 MR. SISK: I will have to object and instruct the  
15 witness not to answer on grounds of work product and  
16 attorney-client privilege.

17 BY MR. ROSS: (Continuing)

18 Q Mrs. Dreikorn, I will repeat my previous question  
19 to you. Perhaps, you didn't understand it.

20 Did counsel for Hunton & Williams direct you to  
21 engage in the numerous conversations which you stated you  
22 had with Jeff Sobotka in preparation for this deposition?

1 GW/SW

1 A They instructed me to prepare for the  
2 deposition. In doing so, there were certain individuals  
3 that I needed to discuss the matter with, Jeff Sobotka being  
4 one of those individuals.

5 Q But the question is: Were you instructed by  
6 counsel from Hunton & Williams to engage in these  
7 conversations with Jeff Sobotka?

8 A Yes.

9 Q Mrs. Dreikorn, are you familiar with Revision 9's  
10 Hospital Evacuation Procedures?

11 A Yes, I am.

12 Q And are you familiar with Revision 9's Hospital  
13 Evacuation Time Estimates?

14 A To some degree, yes.

15 Q All right. Can you specify that to some degree?  
16 That is, have you in any way participated in the development  
17 of those evacuation time estimates?

18 A I actually oversaw the project of the development  
19 of those time estimates.

20 Q Have you read the documents reflecting those time  
21 estimates?

22 A Could you explain what documents you are

2 GW/SW

1 referring to specifically, please?

2 A Are you familiar with OPIP 3.6.5 of Revision 9 of  
3 the LILCO Plan?

4 A Yes.

5 Q And are you familiar with Attachment 1 to OPIP  
6 4.2.2 of the LILCO Plan, Revision 9?

7 A Could I see a copy of Attachment 1, please?

8 Q One moment, Mrs. Dreikorn.

9 MR. ROSS: Off the record.

10 (Off the record.)

11 MR. ROSS: Back on the record. I am going to  
12 distribute to the witness, and I am going to ask that the  
13 Court Reporter mark this document Dreikorn Exhibit 3.

14 (OPIP 4.2.2, Attachment 1, Revision 9,  
15 List of Hospitals, et cetera, is marked  
16 as Dreikorn Deposition Exhibit Number  
17 3 for identification.)

18 BY MR. ROSS: (Continuing)

19 Q Now that you have had a chance to examine  
20 Dreikorn Exhibit 3, I will note for the record that this is  
21 a seven-page document entitled "List of Hospitals Capable  
22 of Treating Contaminated/Injured Individuals, Long Island,



2 GW/SW

1 Brooklyn, Queens, Facilities and Capacity," and it is  
2 identified as being OPIP 4.2.2, Attachment 1, Pages 1  
3 through 7 of 7, Revision 9.

4 Are you familiar with this Dreikorn Exhibit 3?

5 A Yes, I am.

6 Q And isn't this one of the documents you stated  
7 you reviewed in preparation for this deposition?

8 A Yes.

9 Q Can you explain to us the basis of your  
10 familiarity with Revision 9's hospital evacuation  
11 procedures?

12 A Could you repeat that question, please?

13 Q The question was: Can you explain for us the  
14 basis of your familiarity with Revision 9's hospital  
15 evacuation procedures? You stated earlier that you are  
16 familiar with them.

17 A Since December, I have taken over all  
18 responsibility for all of the offsite plans and procedures.  
19 The hospital evacuation portion of the plan and procedures  
20 is now part of my responsibility in my current job, as well  
21 as all other OPIPs and portions of the Plan that pertain to  
22 offsite planning efforts.

2 GW/SW

1 Q Mrs. Dreikorn, do you know the date of Revision 9  
2 to the LILCO Plan?

3 A The exact date of Revision 9?

4 Q Yes.

5 A I can only approximate that it was January of  
6 1988.

7 Q So, it was subsequent to your appointment to  
8 oversee the development of offsite procedures for the LILCO  
9 Plan?

10 A Yes, that is correct.

11 Q Mrs. Dreikorn, did you participate in the  
12 development of the hospital evacuation procedures that are  
13 in Revision 9 of the LILCO Plan?

14 A No, I did not.

15 MR. ROSS: Off the record.

16 (Off the record.)

17 MR. ROSS: Back on the record. I am passing out  
18 a document that I would ask the Court Reporter mark as  
19 Dreikorn Exhibit 4.

20

21

22

2 GW/SW

1 (Affidavit of Mrs. Diane P. Dreikorn is  
2 marked Dreikorn Deposition Exhibit  
3 Number 4 for identification.)

4 Q Mrs. Dreikorn, will you review the document that  
5 has just been marked Dreikorn Exhibit 4?

6 (The witness is looking at the document.)

7 A Okay.

8 Q Now that you have had a chance to review the  
9 document that has been marked Dreikorn Exhibit 4, can you  
10 identify this document for us?

11 A Yes. This is the affidavit that I had signed.

12 Q And for the record, I will note that Dreikorn  
13 Exhibit 4 is an affidavit entitled, "Affidavit of Diane P.  
14 Dreikorn in Support of LILCO's Motion for Summary  
15 Disposition of the Hospital Evacuation Issue," dated LILCO,  
16 December 18, 1987.

17 Mrs. Dreikorn, is this affidavit accurate?

18 A Yes, it is.

19 Q And this is an accurate copy of the affidavit  
20 that you executed for LILCO in support of its Motion for  
21 Summary Disposition?

22 A Yes.

2 GW/sw

1 Q Mrs. Dreikorn, could you read the third sentence  
2 of Paragraph 1 of Dreikorn Exhibit 4? It is the sentence  
3 that begins, "I have personal knowledge..."

4 A "I have personal knowledge of the facts recited  
5 below because I have been involved in the preparation and  
6 review of portions of Revision 9 to the Plan dealing with  
7 hospital evacuation and reception hospitals."

8 Q Mrs. Dreikorn, can you explain for me what you  
9 are referring to when you mention your involvement in the  
10 preparation and review of portions of Revision 9 dealing  
11 with hospital evacuation and reception hospitals?

12 What are you referring to in your affidavit?

13 A I am referring to my oversight of the project,  
14 of the preparation of portions of Revision 9 dealing with  
15 hospital evacuation reception hospitals.

16 Q And can you explain to me exactly what that  
17 oversight consisted of?

18 A As a supervisor in charge with overseeing all  
19 changes to the plan and procedures, I have a responsibility  
20 for those individuals that are assigned to a project of  
21 procedural changes.

22 Q I guess the simple way to phrase my question is,

2 GW/sw

1 Can you tell me what you did in connection with the  
2 preparation of the hospital evacuation procedures?

3 A I actually directed part of the LERIO Staff to do  
4 this project.

5 Q And, "by this project," you are referring to  
6 what? You directed them to do what?

7 A To do the work on hospital evacuation time  
8 estimates.

9 Q And what work is that? What work did you have  
10 them do?

11 A They were actually calculating evacuation time  
12 estimates for the hospitals.

13 Q And this was under your direction?

14 A Yes, it was. Initially, prior to my appointment  
15 as supervisor, I was already beginning to assimilate into  
16 the role of plans and procedure responsibility, so I was  
17 involved with their work and then I was appointed formerly  
18 in the organization as supervisor of the project.

19 Q I am going to backtrack Mrs. Dreikorn. You  
20 stated that you supervised and directed them in this  
21 project.

22 A Yes.

2 GW/sw

1 Q Are you referring to the LERIO Staff? Strike  
2 that. Who are you referring to when you said you directed  
3 them in this project? Who are you referring to?

4 A I am referring to specifically Jeff Sobotka, who  
5 is part of our LERIO organization.

6 Q And does this, "them," consist of others besides  
7 Jeff Sobotka?

8 A Yes. The others involved was Ed Lieberman for  
9 KLD Associates, and his staff.

10 Q So, you are directing Jeff Sobotka, Ed Lieberman  
11 of KLD, and Ed Lieberman's staff?

12 MR. SISK: I don't believe that is a correct  
13 characterization of the witness' testimony. So, I will  
14 state that as an objection.

15 You can answer the question.

16 BY MR. ROSS: (Continuing)

17 Q Mrs. Dreikorn, if I have mischaracterized, would  
18 you correct me? You were directing whom?

19 A The Company, LILCO, hired the consultant services  
20 of KLD Associates, our traffic engineer experts; and also  
21 the consultant services of Jeff Sobotka to work on this  
22 project.

1 GW/sw

1 Q And you directed the consultants hired by LILCO?

2 A That is correct.

3 Q And could you identify those consultants?

4 A Primarily it was Jeff Sobotka.

5 Q Any others?

6 A No, that would be it.

7 Q Was Ed Lieberman one of those consultants?

8 A I am not sure I understand what you are asking me  
9 here. I am getting very confused.10 Q Mrs. Dreikorn, correct me if I am wrong. You  
11 stated that you directed the activities of certain  
12 consultants hired by LILCO, did you not?

13 A Yes, that is correct.

14 Q And you had earlier stated that you directed them  
15 in this project, referring to the revision of the hospital  
16 evacuation procedures, is that correct?

17 A That is correct.

18 Q I am simply asking you to identify the, "them."  
19 I think so far you have told me the class of individuals you  
20 referred to as, "them," consists of Jeff Sobotka, is that  
21 correct?

22 A That is correct.

2 GW/siv

1 Q Are there others along with Jeff Sobotka to whom  
2 you are referring when you refer to, "them," the people you  
3 directed?

4 MR. SISK: Object to that as asked and answered.  
5 I believe the record reflects that Ed Lieberman and his  
6 staff, is that correct?

7 THE WITNESS: Yes.

8 BY MR. ROSS: (Continuing)

9 Q Well, that is the answer we wanted. You stated  
10 now that you were supervising the activities of Jeff  
11 Sobotka, Ed Lieberman, and Ed Lieberman's staff at KLD.

12 Were there others, be they LILCO employees or  
13 other individuals, working with you in the direction of Jeff  
14 Sobotka, Ed Lieberman, and Ed Lieberman's staff?

15 A Yes.

16 Q And could you identify those others?

17 A Douglas Crocker, my manager.

18 Q Can you identify your manager? Can you give me a  
19 name?

20 A Douglas Crocker.

21 Q Douglas Crocker, my manager.

22 MR. SISK: I think there was a comma there.



2 GW/sw 1

(Laughter.)

2

BY MR. ROSS: (Continuing)

3

Q Okay. I would like you now to identify the roles in this process of revising the hospital evacuation procedures.

5

6

Let's start with Jeff Sobotka. What was his role in this project?

7

8

A His role as the LERIO representative was to interface with KLD Associates.

9

10

Q And by, "KLD Associates," I take it you mean Ed Lieberman and his staff?

11

12

A That is correct.

13

Q And what was the role of Ed Lieberman and the staff?

14

15

A They actually worked on the evacuation time estimates.

16

17

Q And could you specify for me what you mean by, "worked on the evacuation time estimates?"

18

19

A <sup>They computed</sup>  
~~Were imputed~~ and reviewed, the time estimates.

20

Q They calculated estimates.

21

A Correct.

22

Q And they did this from scratch? That is, they

2 GW/sw

1 were not revising estimates previously in existence?

2 A I don't know that.

3 Q You told me what Ed Lieberman and his staff on  
4 KLD did in connection with this project. I guess I would  
5 like to back up and ask you as Supervisor, what is it  
6 specifically that you directed them to do?

7 What was the project?

8 A We were directed by the Board to provide  
9 evacuation time estimates for hospitals. In turn, that  
10 project was assigned to Jeff Sobotka, of the LERIO  
11 organization, and KLD Associates.

12 MR. SISK: For clarification, when the witness  
13 refers to the term, "the Board," I assume that is the NRC  
14 Licensing Board, is that correct?

15 THE WITNESS: That is correct.

16 BY MR. ROSS: (Continuing)

17 Q And the, "we," who were directed to by the Board  
18 is LILCO?

19 A That is correct.

20 Q Can you tell us why these evacuation time  
21 estimates were needed?

22 MR. SISK: I think I will object to that as

2 GW/sw

1 asked and answered. You can proceed if you wish.

2 BY MR. ROSS: (Continuing)

3 Q Can you tell me why you needed these evacuation  
4 time estimates?5 A The Board decision stated that we had provided  
6 evacuation time estimates for other special facilities, and  
7 that hospitals should be included.8 And since we had not previously had hospital  
9 evacuation time estimates in our Plan and procedures, they  
10 felt it appropriate that we provide that information at this  
11 time.12 Q And other than the directive from the Board, is  
13 there any particular need for hospital evacuation time  
14 estimates? What is their significance?15 MR. SISK: I will object to that question insofar  
16 as it may call for a legal conclusion. I think the witness  
17 has given you an answer to that question twice.18 She stated that she prepared the evacuation time  
19 estimates as a result of a Board Order, and I can't  
20 interpret your question in any other way. That is calling  
21 for a legal conclusion.

22 If you would like to try to reformulate it,

2 GW/sw 1 perhaps she can answer it.

2 BY MR. ROSS: (Continuing-

3 Q Mrs. Dreikorn, would it be fair to characterize  
4 you as an emergency planner?

5 A Yes.

6 Q And as an emergency planner, can you tell me the  
7 significance or the need for evacuation time estimates in  
8 constructing an emergency plan?

9 (Pause)

10 If the question is unclear, I will rephrase it.

11 A I am thinking about it at this time.

12 (Pause) I think it is reasonable to have  
13 hospital evacuation time estimates as part of an emergency  
14 plan.

15 Q Mrs. Dreikorn, can you summarize the testimony  
16 that you will be giving in this proceeding?

17 MR. SISK: I will object to that, insofar as it  
18 inquires into matters which may be privileged concerning the  
19 preparation of testimony yet to be prepared under the  
20 direction of counsel.

21 And I also object insofar as the testimony has  
22 not been prepared, it calls for speculation. I think you

2 GW/sw

1 could reformulate the question in a manner in which the  
2 witness could answer. That one, I don't believe she can.

3 BY MR. ROSS: (Continuing)

4 Q Mrs. Dreikorn, can you summarize the facts and  
5 opinions to which you will testify in this proceeding?

6 MR. SISK: I will object to that on the same  
7 basis. The witness can only testify as to what she believes  
8 she may testify in the future.

9 BY MR. ROSS: (Continuing)

10 Q Mrs. Dreikorn, can you tell us what you expect to  
11 testify to in this proceeding; that is, a summary of those  
12 facts and events?

13 A I expect to be the LILCO representative on this  
14 panel, to be present as a supervisor of this project.

15 Q Mrs. Dreikorn, I guess I am asking what do you  
16 expect to say? Why are you here?

17 MR. SISK: Same objection.

18 MR. ROSS: Can you clarify that objection for the  
19 record.

20 MR. SISK: Insofar as you are asking the witness  
21 to speculate as to what may be contained in testimony yet to  
22 be filed in the future, it is an inappropriate question

2 GW/sw

1 that calls for a speculative answer, and it may call for the  
2 witness to speculate as to future discussions with counsel.

3 If you wish to ask the witness specific questions  
4 as to her involvement with hospital evacuation time  
5 estimates, and what her opinions or conclusions are based on  
6 that work, that is fine.

7 But if we cast it in future tense, it is simply  
8 speculative.

9 MR. ROSS: Mrs. Dreikorn, I would like you to  
10 specify the facts and opinions to which you will testify in  
11 this proceeding.

12 MR. SISK: Same objection.

13 BY MR. ROSS: (Continuing)

14 Q Can you answer the question?

15 A Not at this time, no.

16 Q Do you have any opinions at this time regarding  
17 LILCO's hospital evacuation proposal; that is, the Revision  
18 9 hospital evacuation proposal?

19 MR. SISK: I object to that. It is mightily  
20 ambiguous. If the witness can answer, she can proceed.

21 BY MR. ROSS: (Continuing)

22 Q Mrs. Dreikorn, do you understand that question?

2 GW/sw

1 A Could you repeat the question, please?

2 Q Do you have any opinions at this time regarding  
3 LILCO's hospital evacuation procedures?

4 A I think they are reasonable.

5 MR. ROSS: We are going to go off the record for  
6 a short break.7 (Recess taken at 10:53 a.m., to reconvene at  
8 11:00 a.m., this same day.)

9 MR. ROSS: Back on the record.

10 BY MR. ROSS: (Continuing)

11 Q Mrs. Dreikorn, I am going to pass something to  
12 you. I don't need to have this marked as an exhibit, and I  
13 will represent to you that this is a copy of LILCO's Answers  
14 to the Government's First Set of Interrogatories and Request  
15 for Documents.16 MR. SISK: For the record, the document just  
17 handed to the witness bears the date of March 10, 1988.

18 BY MR. ROSS: (Continuing)

19 Q Mrs. Dreikorn, I would like you to read the  
20 portion of the Answer to Suffolk County Interrogatory 1. I  
21 am going to just point to you the sentence I would like for  
22 you to read.

2 GW/sw

1  
2  
3  
4  
5  
6  
7  
8  
9  
10  
11  
12  
13  
14  
15  
16  
17  
18  
19  
20  
21  
22

MR. SISK: For the record, the copy that has been handed to the witness has some of the language highlighted in yellow, and the witness has been directed to read a specific sentence, from the Answer to Suffolk County Interrogatory Number 1.

THE WITNESS: Beginning at this point, "The two witnesses are Diane P. Dreikorn, and Edward B. Lieberman. Ms. Dreikorn will be the Company representative on the panel, and will testify as necessary as to why LILCO calculated the hospital evacuation time estimates in light of the remand order on the hospital evacuation issue, and the process by which LILCO contracted to have such time estimates developed."

BY MR. ROSS: (Continuing)

Q Thank you, Mrs. Dreikorn. Can you summarize the facts and opinions to which you will testify regarding why LILCO calculated the hospital evacuation time estimates?

MR. SISK: Same objection as before.

BY MR. ROSS: (Continuing)

Q Can you do that, Mrs. Dreikorn?

A Could you repeat your question please?

Q Can you summarize for us the facts and opinions



2 GW/sw

1 to which you will testify regarding why LILCO calculated the  
2 hospital evacuation time estimates?

3 MR. SISK: For the record, the objection is it  
4 calls for speculation, and also may call for an inquiry into  
5 future privileged conversations with counsel.

6 I don't intend to waive that privilege with  
7 respect to any future discussions by allowing the witness to  
8 proceed. If she can answer the question, I will let her  
9 answer as to what she expects to testify to or may testify  
10 to as to the subject matter that we are on.

11 MR. ROSS: Counsel, if you would like to enter a  
12 continuing objection, I am willing to allow you to do so,  
13 but we are not going to get anywhere in this deposition if  
14 you continue to interrupt.

15 The witness has been presented --

16 MR. SISK: We are not going to get anywhere,  
17 Mr. Ross, if you continue to ask the same question over and  
18 over.

19 MR. ROSS: The witness has read an Answer  
20 supplied to us by LILCO that identifies the subject matter  
21 of her testimony, and I am simply asking her whether or not  
22 she can tell us what she plans to testify as to. If she

2 GW/sw

1 can't do that, let her say so, but you really shouldn't  
2 interrupt this deposition. Mrs. Dreikorn, I will repeat my  
3 question to you.

4 BY MR. ROSS: (Continuing)

5 Q The question is, can you summarize for me the  
6 facts and opinions to which you expect to testify regarding  
7 why LILCO calculated the hospital evacuation time estimates?

8 A No, I would be just purely speculating at this  
9 point.

10 Q You have no facts or opinions regarding why LILCO  
11 calculated the hospital evacuation time estimates?

12 MR. SISK: I will object to that as  
13 argumentative, and an improper characterization of what the  
14 witness said.

15 BY MR. ROSS: (Continuing)

16 Q Can you answer the question?

17 MR. SISK: Want to read that one back?

18 (Reporter reads back the last question.)

19 THE WITNESS: The primary fact that I have as to  
20 why we developed the evacuation time estimates for hospitals  
21 is that it was written in response to a Board Order on the  
22 remand issues.

2 GW/sw

1

BY MR. ROSS: (Continuing)

2

Q Mrs. Dreikorn, is it a fair characterization of

3

your response to say that the primary purpose of your

4

testimony at this time with respect to why LILCO calculated

5

the hospital evacuation time estimates is solely to say that

6

the Licensing Board directed that you do so?

7

A That is correct.

8

Q Mrs. Dreikorn, when were you asked to testify in

9

this proceeding?

10

A In mid-December of 1987.

11

Q Mrs. Dreikorn, do you expect to give any

12

testimony regarding the accuracy of LILCO Revision 9,

13

hospital evacuation time estimates?

14

MR. SISK: For clarification, do you mean the

15

accuracy of the estimates themselves?

16

MR. ROSS: Yes, I do.

17

THE WITNESS: No, I do not.

18

BY MR. ROSS: (Continuing)

19

Q Do you have an opinion as to the accuracy of

20

LILCO's Revision 9, hospital evacuation time estimates?

21

A My opinion is that the company has hired a

22

consultant group that we have complete confidence in to

1 G7/sw 1 calculate these time estimates.

2 Q Did you have a role in that calculation of  
3 evacuation time estimates?

4 A Could you explain what you mean by, "role?"

5 Q Can you explain to me what your definition of  
6 role is? Can you define the word?

7 MR. SISK: Let me object at this point, insofar  
8 as questioner is the one who first used the word, "role" on  
9 the witness.

10 But I think we can cut through this pretty  
11 quickly. Are you referring to any role other than  
12 supervision of the consultants?

13 I believe the witness previously testified that  
14 she supervised the work of the consultants in preparation of  
15 the time estimates, is that correct?

16 THE WITNESS: That is correct.

17 BY MR. ROSS: (Continuing)

18 Q Mrs. Dreikorn, did you calculate the hospital  
19 evacuation time estimates?

20 A No, I did not.

21 Q Did you in any way take part in the calculation  
22 of the hospital evacuation time estimates?

2 GW/sw 1 A No, I did not.

2 Q Did you in any way direct others in the  
3 calculation of the hospital evacuation time estimates?

4 A I was involved in the assignment of the project  
5 to our consultants.

6 Q And when you say you were involved in the  
7 assignment of the project, can you clarify for me what you  
8 did?

9 A As previously stated, we received a Board Order  
10 requesting the calculation of evacuation time estimates, and  
11 in turn, hired consultants to complete that project for us.

12 Q And they have done so?

13 A Yes.

14 Q And you plan to submit those estimates to the  
15 Board, to the Licensing Board?

16 A I would expect that they are already submitted as  
17 part of Revision 9, which was served to the Board.

18 Q And do you have an opinion on the accuracy of  
19 those estimates?

20 A I have complete confidence in the work product  
21 produced by our consultants.

22 Q And what is the basis of your complete

2 GW/sw 1

confidence?

2 A Based on their expertise in those areas.

3 Q And by their expertise in those areas, you are  
4 referring to what areas?

5 A The areas of traffic engineering, specifically of  
6 KLD Associates.

7 Q And what is the nature of this expertise?

8 MR. SISK: I object to that, insofar as it may  
9 be asking the witness to provide an answer as to where she  
10 may have incomplete knowledge. But, insofar as he has  
11 knowledge, she can answer.

12 THE WITNESS: KLD Associates has done work for us  
13 on evacuation time estimates in the past, and we are  
14 satisfied with the work product that they have provided.

15 BY MR. ROSS: (Continuing)

16 Q Mrs. Dreikorn, can you summarize the testimony  
17 you expect to give in this proceeding regarding the  
18 processes by which LILCO contracted to have some time  
19 estimates developed?

20 A I believe I have explained the processes by which  
21 we contracted, in that LILCO received the Board Order, and  
22 then directed consultants to perform the actual project.

2 GW/sw

1 Q And that is a summary of the testimony you expect  
2 to give in this proceeding?

3 MR. SISK: Insofar as you are asking the witness  
4 once again to speculate as to testimony yet to be filed, I  
5 will object to the question. Insofar as you are asking the  
6 witness what she knows as of the present date, as to the  
7 subject matter, she can answer it.

8 MR. ROSS: Counsel, I am going to note again, I  
9 have given you the opportunity to enter a continuing  
10 objection on this record. If you persist in making  
11 speeches, we are going to be here all day. And, if you  
12 obstruct the County in its efforts of legitimate discovery,  
13 we will renote this deposition, and we will take this  
14 matter to the Board.

15 We are entitled to find out why Mrs. Dreikorn has  
16 been presented to us as a witness in this proceeding, and we  
17 are going to get that information.

18 MR. SISK: For the record, you are entitled to  
19 know what the witness knows with respect to the subject  
20 matters at hand.

21 You are not entitled to ask the witness to  
22 speculate as to what may be in future testimony. And

2 GW/sw

1 insofar as the County may continue to ask the same  
2 questions over and over, my objection will stand. If they  
3 are asked in different kinds of permutations and different  
4 forms, I may have to restate the objection from time to  
5 time.

6 I am not attempting to obstruct you, but I am  
7 putting you on notice that if you keep asking the same kinds  
8 of questions, the objection will continue to stand.

9 BY MR. ROSS: (Continuing)

10 Q Mrs. Dreikorn, can you tell me what you know at  
11 this time about why LILCO calculated hospital evacuation  
12 time estimates?

13 A LILCO calculated hospital evacuation time  
14 estimates in response to a Board Order.

15 Q And is that all that you know at this time about  
16 why LILCO calculated hospital evacuation time estimates?

17 A Yes.

18 Q And can you tell me -- can you summarize for me  
19 what you know about the processes by which LILCO contracted  
20 to have hospital evacuation time estimates developed?

21 A I believe I have summarized that already for you.

22 Q I am not clear that you have. I believe your



2 GW/sw

1 counsel has objected to questions asking you to anticipate  
2 testimony. I am asking you now can you summarize what you  
3 currently know about these processes?

4 A The processes is that we, upon receipt of the  
5 Board Order, in turn directed our consultant groups to  
6 perform the evacuation time estimates for hospitals.

7 Q And is that all that you currently know about the  
8 processes by which these hospital evacuation time estimates  
9 were developed?

10 A Yes, that is correct.

11 Q Do you know anything regarding the accuracy of  
12 the hospital evacuation time estimates themselves?

13 A I personally have not reviewed the calculations  
14 for accuracy.

15 Q Have you done anything to satisfy yourself that  
16 the hospital evacuation time estimates are accurate?

17 MR. SISK: Other than as previously testified.

18 BY MR. ROSS: (Continuing)

19 Q My question to you is: Have you done anything to  
20 satisfy yourself that LILCO's hospital evacuation time  
21 estimates are accurate?

22 MR. SISK: For the record, I will object to that

2 GW/sw

1 as at least partially asked and answered. The witness can  
2 answer the question.

3 THE WITNESS: Again, I will state that we, LILCO,  
4 have complete confidence in those consultants that were  
5 assigned to the project of calculating evacuation time  
6 estimates.

7 BY MR. ROSS: (Continuing)

8 Q My question doesn't go to LILCO's confidence, but  
9 rather to your own knowledge and your own actions, and I  
10 will restate my question.

11 Have you personally done anything to satisfy  
12 yourself that LILCO's hospital evacuation time estimates are  
13 accurate?

14 A I have not reviewed those calculations for  
15 accuracy at this time.

16 Q Mrs. Dreikorn, earlier I asked you to read a  
17 portion of an Interrogatory Response which designated two  
18 areas in which you will give testimony in this proceeding.

19 Do you know of any other areas in which you will  
20 testify in this proceeding?

21 A No, I do not. I would be purely speculating at  
22 this point.

1 GW/sw 1

Q And do you have any opinions at this time  
2 regarding LILCO's hospital evacuation time estimates?

3 MR. SISK: My recollection is that was asked and  
4 answered as well. But the witness can proceed.

5 MR. ROSS: I will clarify that question.

6 BY MR. ROSS: (Continuing)

7 Q Do you have any opinions regarding LILCO's  
8 hospital evacuation time estimates at this time, other than  
9 regarding either why they were calculated, or the processes  
10 by which they were contracted to be calculated?

11 A My opinion, as stated earlier, is I feel the  
12 hospital evacuation time estimates are reasonable.

13 Q Do you expect to testify regarding the  
14 assumptions which underly the hospital evacuation time  
15 estimates?

16 A No, I do not.

17 Q Do you know what those assumptions are?

18 A I have reviewed those assumptions.

19 Q When you say you have reviewed those assumptions,  
20 can you tell me what you are referring to? What have you  
21 done? Have you read them?

22 A Yes.

1 GW/sw

1 Q Do you understand them?

2 A To some degree, yes.

3 Q Do you understand the role they play in the  
4 calculation of the hospital evacuation time estimates?

5 A As a technical person, I understand that you need  
6 to have certain assumptions when performing calculations of  
7 this type.

8 Therefore, I understand the importance of clearly  
9 stating up front the assumptions utilized in making those  
10 calculations for possible evacuation time estimates, so it  
11 is known what factors went into the actual calculations.

12 Q Did you have any role in the development of those  
13 assumptions?

14 A No, I did not. It is my understanding those  
15 assumptions have been previously litigated.

16 Q When you say those assumptions have been  
17 previously litigated, exactly what assumptions are you  
18 referring to?

19 A The list of assumptions utilized for the hospital  
20 evacuation time estimates.

21 Q And what list is that that you are referring to?

22 A I can't recall the exact reference off the top of

1 GW/sw 1 my head at this point.

2 Q You don't know what assumptions you are referring  
3 to?

4 MR. SISK: Object to that as argumentative, and  
5 an improper characterization of the witness' testimony. You  
6 can answer.

7 THE WITNESS: I don't know the exact reference,  
8 as far as attachment, at this point.

9 BY MR. ROSS: (Continuing)

10 Q You mean attachment to LILCO's Plan?

11 A That is correct, yes.

12 (Witness and Mr. Sisk conferring.)

13 MR. ROSS: Are you through consulting with  
14 counsel?

15 BY MR. ROSS: (Continuing)

16 Q Mrs. Dreikorn, I would like to ask you about your  
17 present knowledge of LILCO's Revision hospital evacuation  
18 time estimates.

19 Do you know whether the hospital evacuation time  
20 estimates are sensitive to delays in monitoring?

21 A Could you explain what you mean by, "sensitive to  
22 delays in monitoring?"

1 GW/sw 1 Q Mrs. Dreikorn, are you, as an emergency planner,  
2 familiar with sensitivity analysis?

3 A I am not sure I understand what you are asking.

4 Q Are you familiar with the term, "sensitivity  
5 analysis?"

6 A No.

7 Q Mrs. Dreikorn, you spoke about certain  
8 assumptions which underly LILCO's evacuation time estimates?

9 A That is correct.

10 Q And as an emergency planner, can you summarize  
11 for me or explain to me what the role of assumptions is in  
12 developing an analysis? What is the importance of  
13 assumptions?

14 A The importance of assumptions is to set up the  
15 bases, or the basic framework that will be fed into a  
16 calculation to determine what the end point is. At this  
17 time, it is hospital evacuation time estimates.

18 So, up front we need to produce a list of various  
19 assumptions that are made, that in turn go into that  
20 calculation.

21 Q And among the assumptions that underly LILCO's  
22 hospital evacuation time estimates, are there any

2 GW/sw 1 assumptions regarding the rate at which individuals will be  
2 monitored?

3 A Do you have the listing of those assumptions for  
4 my review?

5 MR. ROSS: I am going to distribute a document  
6 and ask that it be marked Dreikorn Exhibit 5.

7 (Excerpt from Rev. 9, Hospitals, is marked  
8 as Dreikorn Deposition Exhibit Number 5,  
9 for identification.)

10 MR. ROSS: Mrs. Dreikorn, I will point you to  
11 pages IV-176 through IV-178, and give you a chance to review  
12 this Dreikorn Exhibit 5.

13 (The witness is looking at the document.)

14 MR. ROSS: I will state for the record that the  
15 document that has been marked Dreikorn Exhibit 5, consists  
16 of an excerpt from Appendix A to Revision 9 of the LILCO  
17 Plan, Pages IV-172 to 173, and IV-175 through 187. And, I  
18 will also state for the record that there is some language  
19 that is unclear on Page IV-173, which I read to be, "and  
20 forward this information to...", and I am so marking that on  
21 the copy given to the Court Reporter.

22 Mrs. Dreikorn, are you familiar with the

1 GW/ew

1 document that has been marked Dreikorn Exhibit 5?

2 A Yes, I am.

3 Q And if you would turn to Pages IV-176 through  
4 IV-178 of Dreikorn Exhibit 5, can you tell me what this  
5 material is?6 A These are the assumptions used for special  
7 facility evacuation time estimates.8 Q Can you inform me as to the genesis of these  
9 assumptions?

10 A No.

11 Q Do you have any knowledge regarding why these  
12 assumptions have been included in LILCO's Revision 9?13 A They are the assumptions that were used to do the  
14 evacuation time estimate calculations.15 Q And as an emergency planner, what is the  
16 importance of having these assumptions set forth in the  
17 Plan?18 A So that it is clear as to how the calculations  
19 were achieved.20 Q And do you have any knowledge concerning the  
21 basis for these assumptions?

22 A I was not involved in establishing these



3 GW/sw

1 assumptions. This was done before I was involved in the  
2 project.

3 Q When you say this was done before you were  
4 involved in the process, this was done by whom?

5 MR. SISK: If she knows.

6 BY MR. ROSS: (Continuing)

7 Q If you know.

8 A I don't know.

9 Q We have gone back and forth on this. I'm a  
10 little confused.

11 Can you succinctly summarize for me the role of  
12 assumptions in preparing an analysis?

13 MR. SISK: I think that has been asked and  
14 answered three times. One more pass at it will be allowed.

15 THE WITNESS: It's important that assumptions be  
16 stated clearly up front in a calculation of this nature so  
17 that it is understood as to how the number, the final  
18 product, has been achieved.

19 BY MR. ROSS: (Continuing)

20 Q Mrs. Dreikorn, in going through the assumptions  
21 listed on Page IV-176 of Dreikorn Exhibit 5, the third  
22 assumption reads, "The time required for ambulance/ambulette

1 GW/sw 1 drivers to receive dosimetry, briefing and assignment at  
2 Brentwood/Peconic, is 30 minutes."

3 Do you know the basis for that assumption?

4 A What I do know about this assumption is that for  
5 our LERO workers, it takes approximately 15 minutes to brief  
6 them and issue them dosimetry. That time frame has been  
7 expanded to 30 minutes, because the Peconic ambulance  
8 drivers and other ambulance drivers are not routinely being  
9 briefed in dosimetry as our other emergency workers are  
10 during our drills.

11 Therefore, it may take a little bit longer to  
12 accomplish this task with those individuals.

13 Q Now, you said that it routinely takes 15 minutes  
14 for LERO workers to be briefed in dosimetry?

15 A What I'm referring to are LERO field workers,  
16 such as bus drivers, traffic guides.

17 Q And, what's the basis for your statement that it  
18 routinely takes 15 minutes?

19 A I've observed them at drills.

20 Q So, the basis for your statement is your own  
21 personal observation?

22 A That's correct.

1 GW/sw

1 Q Are you aware of any studies regarding the time  
2 that it takes for LILCO workers to be briefed in dosimetry?

3 A No, I can't say that I'm aware of any studies.

4 Q You stated that the assumption uses the more  
5 conservative estimate of 30 minutes because the workers  
6 involved won't have the training that the LERO workers  
7 receive?

8 A No. I will clarify that for you. The  
9 ambulance/ambulette drivers do not routinely participate in  
10 our drills. They do receive LERO training. But, they do  
11 not go through the issuing of dosimetry and paper work  
12 involved as often as our LERO field workers such as the bus  
13 drivers and traffic guides.

14 Q So, can you tell me the basis for the upping of  
15 this estimate from 15 minutes, which is the estimate you  
16 applied to LERO workers, to normal LERO workers, the upping  
17 of that estimate to 30 minutes for these ambulance and  
18 ambulette drivers?

19 MR. SISK: Asked and answered. Go ahead.

20 THE WITNESS: I personally think the time has  
21 been increased to allow for additional questions that might  
22 be presented to the dosimetry record keepers when they are

2 GW/sw

1 issuing dosimetry to the ambulance drivers and just the  
2 explanation of paper work that is needed to be filled out at  
3 that time.

4 BY MR. ROSS: (Continuing)

5 Q I guess my question goes to the basis for the  
6 figure 30 minutes as opposed to 40 minutes.

7 A I don't know.

8 Q Is that 30 minute figure based on any tests or  
9 drills, tabletops, exercises?

10 A No, I don't believe so.

11 Q In looking through other assumptions listed on  
12 Page IV-176, I notice that there is an assumption that up to  
13 six ambulances and six ambulettes can be loaded  
14 simultaneously at a given facility.

15 Do you see that, Mrs. Dreikorn?

16 A Yes, I do.

17 Q Do you know the basis for that assumption?

18 A No, I do not.

19 Q I notice additionally there is an assumption that  
20 monitoring time for the occupants of all vehicles is 15  
21 minutes. Do you know the basis for that assumption?

22 A I think the basis of that assumption is based on

1 GW/sw 1 monitoring times that have been observed of our monitoring/  
2 decon personnel in their practice of monitoring, and  
3 increasing that time frame to allow for some special needs  
4 that these individuals may have.

5 Q Now, when you say it is based on the practice of  
6 "our" personnel in their own monitoring, what personnel are  
7 you referring to?

8 A I'm referring to the LERO monitoring and  
9 decontamination personnel.

10 Q And, what monitoring is this?

11 A The actual monitoring with a GM detector.

12 Q My question is, what's the occasion of this  
13 monitoring that is the basis for your observations? Are  
14 these drills?

15 A Yes, drills, training.

16 Q And, are there reports that document the time  
17 taken to monitor occupants of vehicles by these LERO  
18 personnel?

19 A Yes.

20 Q And, those reports are the basis for this  
21 assumption?

22 MR. SISK: If the witness knows.

1 GJW/sw 1

THE WITNESS: As I stated earlier, I think that  
is part of what went into this assumption.

3 BY MR. ROSS: (Continuing)

4 Q But, you don't know that?

5 A I don't know that as a fact, no.

6 Q So, you don't know what supports this assumption?

7 A I'm sorry. Could you repeat the question?

8 (The Court Reporter read the question.)

9 THE WITNESS: As I stated, I think that is what  
10 went into the assumption. I'm not 100 percent certain on  
11 that.

12 BY MR. ROSS: (Continuing)

13 Q Taking this monitoring rate assumption as an  
14 example, do you know whether any studies have been conducted  
15 to determine what would be the effect on the hospital  
16 evacuation time estimates if this assumption is incorrect;  
17 that is, if the monitoring time were longer?

18 A No, I do not.

19 Q Do you know that such studies have not been  
20 conducted?

21 A No studies have been conducted of that nature  
22 that I am aware of.

1 GJW/sw 1

Q Are you aware of any being considered?

2

A Not at this time.

3

Q As an emergency planner, would you conduct such

4

studies?

5

A Not at this time, no.

6

Q Can you tell me why you would not?

7

A One reason being I think the monitoring time is a

8

reasonable amount of time to assess if there is particulate

9

contamination on these individuals; and, the second is that

10

it's my understanding that these assumptions have been

11

previously litigated.

12

Q Now, you've said -- you have given me two

13

reasons; one, that it is reasonable; and, two, that it has

14

been previously litigated.

15

Can you tell me the basis for your statement that

16

this estimate is reasonable?

17

A Based on my experience of training and monitoring

18

personnel, in doing monitoring activities, I feel that we

19

can accomplish monitoring of individuals in ambulance or

20

ambulettes within a 15 minute time frame.

21

Q And, that's a personal opinion?

22

A It's a personal opinion based on observation.

2 GJW/sw 1

Q But supported by no studies?

2

A I did state earlier that there have been studies

3

done of monitoring people in vehicles.

4

Q Are you aware of particular studies that support

5

this assumption? And, by this assumption I mean the

6

assumption listed on Page IV-176 of Dreikorn Exhibit 5, that

7

the monitoring time for the occupants of vehicles is 15

8

minutes?

9

A I am aware of studies that have been done of

10

monitoring times of people in vehicles. I think that

11

information may have been utilized in reaching this

12

assumption.

13

Q Mrs. Dreikorn, what assurances, if any, do you

14

have that there are, in fact, reception hospitals available

15

in the event of a LILCO emergency?

16

A I think, based on my experience with hospitals,

17

that it would be difficult for me to imagine hospitals

18

turning away patients at the time of need.

19

Q My question is, do you have any assurances that

20

LILCO does, in fact, have reception hospitals available to

21

it in the event of a Shoreham emergency?

22

MR. SISK: Asked and swered.



2 GJW/sw 1

BY MR. ROSS: (Continuing)

2 Q Can you answer the question?

3 A My assurance is that hospitals are there to help  
4 people with medical conditions at the time of need. I find  
5 it very hard to believe that patients would be turned away  
6 when they arrive at their door, especially upon notification  
7 prior, as per procedure, that we need hospital space, we  
8 need beds for these patients because there is a radiological  
9 emergency in progress and we need to move those patients  
10 from hospitals within the 10 mile EPZ.

11 Q So, your difficulty in conceptualizing any other  
12 response is the basis of your belief that LILCO does, in  
13 fact, have reception hospitals available to it in the event  
14 of a Shoreham emergency?

15 A My other assurance is that we have notified these  
16 hospitals of their role in the emergency plan and procedures  
17 for the Shoreham Nuclear Power Station. And, to the best of  
18 my knowledge, we have not had any refusals or any requests  
19 of those hospitals to remove them from our list at the time  
20 of Rev 9's issuance.

21 Q Mrs. Dreikorn, to your knowledge, has LILCO  
22 engaged in any efforts to contact reception hospitals?

2 GJW/sw 1 A Yes, we certainly have.

2 Q And, have you obtained any agreements with  
3 reception hospitals?

4 MR. SISK: I will object to that insofar as it  
5 may begin to tread outside the scope of the admitted  
6 question which is under litigation. I will allow the  
7 witness to answer that question though insofar as she knows.

8 THE WITNESS: Would you please repeat that?

9 BY MR. ROSS: (Continuing)

10 Q To your knowledge, Mrs. Dreikorn, has LILCO  
11 attempted to obtain written agreements from reception  
12 hospitals?

13 A Yes, we have.

14 Q And, can you describe the success or failure of  
15 those efforts? I will rephrase.

16 Do you have any written agreements with reception  
17 hospitals?

18 A Yes, we do.

19 Q And, can you identify for me the written  
20 agreements which you have with reception hospitals?

21 MR. SISK: I will state the objection one more  
22 time. There has been a ruling in the case on a Motion for

2 GJW/sw 1 Summary Disposition which was recently granted, except as to  
2 the limited issue of hospital evacuation time estimates.

3 I am going to allow the witness to continue to  
4 proceed to answer that question. I just want to state for  
5 the record that if we go very far down this road, I may have  
6 to instruct the witness not to answer.

7 She can answer that one.

8 BY MR. ROSS: (Continuing)

9 Q Do you need me to rephrase the question?

10 A No, I do not. The written agreements that we  
11 have for hospitals that could potentially serve as reception  
12 hospitals are with the Brunswick Medical Center.

13 Q Do you have agreements with any other hospitals?

14 A Yes, we do.

15 Q Could you identify those hospitals for me?

16 A Mid-Island Hospital.

17 Q Are there any others?

18 A We have had negotiations with other hospitals.

19 Q Can you identify the hospitals with which you  
20 have had negotiations?

21 MR. SISK: I'm going to object to that question  
22 and instruct the witness not to answer on the ground that

1 GJW/sw 1 this is getting far beyond the scope of the question that  
2 has been left open by the Board.

3 The Board has ruled that letters of agreement are  
4 not necessary. The Board has left open the limited question  
5 of the reasonableness of the evacuation time estimates. We  
6 are here to answer any questions that the witness can on  
7 that topic.

8 But, we do not intend to allow an all day fishing  
9 expedition in the issues that have been concluded.

10 BY MR. ROSS: (Continuing)

11 Q Mrs. Dreikorn, as an emergency planner putting  
12 together a hospital evacuation plan, would you consider it  
13 important to identify reception hospitals; that is,  
14 hospitals to which evacuated patients could be sent?

15 A As a list of potential hospitals, I think that is  
16 appropriate, yes.

17 Q I don't quite understand your answer. The  
18 question was, as an emergency planner would you consider it  
19 important to identify reception hospitals in putting  
20 together a hospital evacuation plan?

21 A Yes. I think it would be important to provide a  
22 list of hospitals that could potentially serve as reception

1 GJW/sw 1 hospitals.

2 Q Now, Mrs. Dreikorn, as an emergency planner,  
3 would you consider it important to have reasonable assurance  
4 that those reception hospitals would, in fact, be available  
5 in the event of an accident requiring hospital evacuation?

6 A Yes.

7 MR. ROSS: I'm going to distribute a document  
8 which I would like the Court Reporter to mark as Dreikorn  
9 Exhibit 6.

10 (A three-page document, Reception Hospital  
11 Listing, OPIP 3.6.5, Attachment 5, is  
12 marked as Dreikorn Deposition Exhibit  
13 Number 6 for identification.)

14 BY MR. ROSS: (Continuing)

15 Q And, I will give you a chance to familiarize  
16 yourself with this document.

17 (The witness is looking at the document.)

18 Mrs. Dreikorn, other than your previously  
19 testified belief that you can't imagine that the 23  
20 hospitals listed on Dreikorn Exhibit 6 would refuse to  
21 participate in a hospital evacuation in the event of a  
22 Shoreham emergency, do you have any basis for believing that

2 GJW/sw

1 the 23 hospitals listed in Dreikorn Exhibit 6 would, in  
2 fact, participate in an evacuation of the Shoreham EPZ  
3 hospitals?

4 MR. SISK: Object as asked and answered at least  
5 in part. The witness can add anything she would like.

6 BY MR. ROSS: (Continuing)

7 Q I will narrow that question. Can you list for me  
8 the grounds on which -- strike that.

9 Mrs. Dreikorn, do you believe that the 23  
10 hospitals listed in Dreikorn Exhibit 6 would participate in  
11 an emergency evacuation of the Shoreham EPZ?

12 A Yes, I do.

13 Q And, could you identify for me the grounds for  
14 that belief?

15 A The grounds for my belief are a personal belief  
16 that in a real emergency these hospitals would respond to  
17 the best of their ability.

18 MR. ROSS: I would like to take a short break.

19 (Whereupon, a recess is taken at 11:55 a.m., to  
20 reconvene at 12:05 p.m., this same date.)

21 BY MR. ROSS: (Continuing)

22 Q Mrs. Dreikorn, I wanted to just clarify

1 GJW/sw 1 something. I had been asking you about the assumptions  
2 listed on Page IV-176 of the Dreikorn Exhibit 5, and just so  
3 there is no confusion as to whether I was limiting my  
4 question to the assumption regarding monitoring times I  
5 would like to ask you, with respect to the assumptions  
6 listed at Pages IV-176 through IV-178, are you aware of any  
7 studies that have been conducted concerning whether the  
8 failure of the given assumption would affect -- that is,  
9 increase or decrease -- the hospital evacuation time  
10 estimates?

11 A No, I'm not aware of any studies at this time.

12 Q And, are you aware of any that are being  
13 contemplated?

14 A No.

15 Q And, as an emergency planner, would you conduct  
16 such studies?

17 A Not at this time, no.

18 Q And, can you tell me why you would not? Why you  
19 feel -- strike that.

20 You've just stated that you would not -- as an  
21 emergency planner, you would not conduct studies as to the  
22 effect of the failure of any of these assumptions on the

1 GJW/sw 1 eventual hospital evacuation times. Can you tell me why you  
2 would not conduct such studies?

3 A It's my understanding that these assumptions have  
4 been previously litigated and accepted by the Board.

5 Q And, that is the only basis for your statement  
6 that as an emergency planner you would not conduct --

7 MR. SISK: I would object to that question as a  
8 mischaracterization of the witness' testimony, at least  
9 insofar as she has specifically testified as to a couple of  
10 them, that she believes they are reasonable and described  
11 somewhat the basis for them.

12 But, with that exception, she can go ahead and  
13 answer it.

14 THE WITNESS: I think that's an important basis  
15 for my answer.

16 BY MR. ROSS: (Continuing)

17 Q And, are there other bases for your answer?

18 A No.

19 Q Mrs. Dreikorn, could you return to Dreikorn  
20 Exhibit 3?

21 A Which is?

22 Q Which is Attachment 1 to OPIP 4.2.2.



1 GJW/sw 1 A Okay.

2 Q Mrs. Dreikorn, could you explain to me the  
3 significance of this JCAH accreditation, exactly what that  
4 means?

5 A What that means is that these hospitals have been  
6 accredited by an organization called the Joint Commission of  
7 Accreditation of Hospitals.

8 Q And, with respect to the significance of that  
9 accreditation for LILCO's emergency response plan -- strike  
10 that.

11 What does that accreditation -- what is the  
12 significance of that accreditation for LILCO's emergency  
13 response plan?

14 A Could you repeat that, please?

15 Q Mrs. Dreikorn, is it important that reception  
16 hospitals used by LILCO have JCAH accreditation?

17 A Yes, I think that it's important that they are  
18 accredited by this Commission.

19 Q And, can you tell me why?

20 A FEMA Guidance MS-1 regarding medical services  
21 states that if a hospital is JCAH accredited, one can assume  
22 that they have the resources for handling injured

1 GJW/sw 1 contaminated members of the general public.

2 Q Mrs. Dreikorn, could you explain to me the  
3 relationship between the exhibit we are discussing, Dreikorn  
4 Exhibit 3, and the exhibit previously handed to you which is  
5 titled the "Reception Hospital Listing," which is I believe  
6 Dreikorn Exhibit 6?

7 A The "Reception Hospital Listing" you referred to  
8 as Exhibit 6?

9 Q Correct.

10 A It is a subset of those hospitals listed in  
11 Exhibit 3.

12 Q And, can you then explain to me why Dreikorn  
13 Exhibit 3 is a superset of Dreikorn Exhibit 6; that is, why  
14 are there additional hospitals on Exhibit 3 that are not  
15 listed on Exhibit 6?

16 A Exhibit 3 is a listing of the procedure, and it's  
17 a complete listing of hospitals in Long Island, Brooklyn and  
18 Queens that may be needed to assist in the treatment of  
19 contaminated or injured individuals from the general public.

20 The purpose of Dreikorn Exhibit 6 is a listing of  
21 hospitals that may be utilized as reception hospitals to  
22 receive those hospital patients from hospitals within the

1 GJW,'sw 1 EPZ that may be evacuated.

2 Q Mrs. Dreikorn, do you have greater assurance that  
3 the hospitals listed in Dreikorn Exhibit 5 will be available  
4 in the event of a -- strike that.

5 Do you have greater assurance that the hospitals  
6 listed in both Dreikorn Exhibit 6 and Dreikorn Exhibit 3  
7 will be available to LILCO as reception hospitals than you  
8 do with respect to those which are solely listed on Dreikorn  
9 Exhibit 3?

10 And, I would except from that the three hospitals  
11 in Dreikorn Exhibit 3 which are St. Charles, Central Suffolk  
12 and Mather Hospital.

13 A Could you restate that question for me?

14 Q Mrs. Dreikorn, we have two lists of hospitals,  
15 LILCO Exhibit 6 and LILCO Exhibit 3. Exhibit 6 purports to  
16 be a list of reception hospitals, and Exhibit 3 you've  
17 identified as a superset of LILCO Exhibit 6, correct?

18 A What I said was, Exhibit 6 is a subset of Exhibit  
19 3.

20 Q And, to the extent that A is a subset of B, B is  
21 a superset of A?

22 A That's correct.

1 GJW/sw 1

2 Q Mrs. Dreikorn, do you have reasonable assurance  
3 that the hospitals listed in Dreikorn Exhibit 6 will be  
4 available to LILCO as reception centers in the event of a  
5 Shoreham emergency?

6 A Yes.

7 Q Do you have assurance that the hospitals listed  
8 in Dreikorn Exhibit 3 will be available to LILCO as  
9 reception hospitals in the event of a Shoreham emergency?

10 A Yes.

11 Q Does the latter answer pertain to all of the  
12 hospitals listed in Dreikorn Exhibit 3?

13 (The witness is looking at the document.)

14 A Yes.

15 MR. ROSS: I'm going to distribute a document and  
16 ask that the Court Reporter mark it Dreikorn Exhibit 7.

17 (A document, OPIP 3.6.5, Protective  
18 Actions for Special Population, is  
19 marked as Dreikorn Deposition Exhibit  
20 Number 7 for identification.)

21 BY MR. ROSS: (Continuing)

22 Q And, Mrs. Dreikorn, rather than having you  
examine this entire document, I'm going to represent to you

1 GJW/sw 1 that this is a copy of all 75 pages of OPIP 3.6.5, Revision  
2 9. And, you can thumb through it to assure yourself that  
3 that is so.

4 A Yes, it appears to be OPIP 3.6.5.

5 Q And, could you turn to Page 9 of OPIP 3.6.5?

6 A Yes.

7 Q Now, Mrs. Dreikorn, can you read for me the  
8 provision listed at Section 5.5.5, Subsection C?

9 A "Assign patients requiring ambulances to the  
10 reception hospitals closest to the EPZ, since the ambulances  
11 may need to make multiple trips."

12 Q Mrs. Dreikorn, I would ask you to direct your  
13 attention to Dreikorn Exhibit 6. My question is, are the  
14 hospitals listed in Dreikorn Exhibit 6 the hospitals  
15 referred to in OPIP 3.6.5, Section 5.5.5(c) where that  
16 section states, "Assign patients requiring ambulances to the  
17 reception hospitals closest to the EPZ...?"

18 A Yes.

19 Q Is it a correct reading of OPIP 3.6.5, Section  
20 5.5.5, Subsection C, to say that it requires knowledge of  
21 the proximity of reception hospitals to the EPZ?

22 A Yes.

1 GJW/sw 1

2 Q Mrs. Dreikorn, directing your attention to  
3 Dreikorn Exhibit 6, can you tell me which of the 23  
4 hospitals listed here is closest to the western boundary of  
5 the Shoreham 10-mile EPZ?

6 A I would have to say it would be either Community  
7 Hospital Western Suffolk at Smithtown or St. John's,  
8 Smithtown.

9 Q And, can you point to information, either in  
10 Dreikorn Exhibit 6 or elsewhere in the LILCO plan, that  
11 would allow a dispatcher to identify the hospital listed in  
12 Dreikorn Exhibit 6 which is closest to the western boundary  
13 of the Shoreham 10-mile EPZ?

14 A A dispatcher would not be involved in that  
15 function.

16 Q Mrs. Dreikorn, I direct your attention to  
17 Dreikorn Exhibit 7, again OPIP 3.6.5, Section 5.5.5,  
18 Subsection C.

19 Can you tell me who assigns patients requiring  
20 ambulances to reception hospitals closest to the EPZ?

21 A On Page 8, the hospital coordinator is listed  
22 under Section 5.5, and below the hospital coordinator are  
his responsibilities. Of those responsibilities is Section

1 GJW/sw 1 5.5.5.

2 Q So, then I would ask you, can you point either in  
3 Dreikorn Exhibit 6 or to anything else in the LILCO plan  
4 that would allow the hospital coordinator to identify the  
5 hospital listed in Dreikorn Exhibit 6 which is closest to  
6 the western boundary of the Shoreham 10-mile EPZ?

7 A There is nothing specifically here that makes it  
8 -- or indicates these hospitals as being the closest to the  
9 western boundary.

10 Q So, Mrs. Dreikorn, I guess my question is --  
11 strike that.

12 My question, Mrs. Dreikorn, is how does the  
13 hospital coordinator fulfill his responsibilities under OPIP  
14 3.6.5, Section 5.5.5(c), that responsibility being to  
15 assign patients requiring ambulances to reception hospitals  
16 closest to the EPZ?

17 How does he do that?

18 A He does that by utilizing this list, which is  
19 hospitals, the first page only in Suffolk County, the second  
20 and third page in Nassau County. He would begin with the  
21 Suffolk County listing.

22 Q I take it to mean he then would begin with Page 1

1 GJW/sw 1 of --

2 A That's correct.

3 Q -- Dreikorn Exhibit 6?

4 A That's correct.

5 Q And, turning to Page 1 of Dreikorn Exhibit 6,  
6 what does he do to assign patients requiring ambulances to  
7 the reception hospital closest to the EPZ?

8 A What does he actually do?

9 Q Strike that. In seeking to fulfill his  
10 responsibility under OPIP 3.6.5, Section 5.5.5(c), does the  
11 hospital coordinator assign patients beginning with the  
12 first hospital listed on Page 1 of Dreikorn Exhibit 6?

13 A He may begin with Facility Number 1.

14 Q Do you know?

15 A No, I do not.

16 Q Do you know whether there is any information in  
17 the plan that the hospital coordinator would turn to in  
18 seeking to fulfill his responsibilities under Section  
19 5.5.5(c)?

20 A Not that I'm aware of at this time.

21 Q Mrs. Dreikorn, are the 23 hospitals in LILCO  
22 Exhibit 6 the hospitals upon which LILCO intends to rely to



1 GJW/sw 1 serve as reception hospitals in the event of a Shoreham  
2 emergency?

3 MR. SISK: I will object to that as asked and  
4 answered insofar as you've previously asked the witness  
5 whether she would expect the entire list of hospitals to be  
6 available.

7 If the witness has anything to add to that, she  
8 can proceed.

9 THE WITNESS: I would expect that there is a  
10 potential that these hospitals may be needed.

11 BY MR. ROSS: (Continuing)

12 Q My question to you, Mrs. Dreikorn, is does -- is  
13 LILCO relying on the 23 hospitals listed in Dreikorn Exhibit  
14 6 as the reception hospitals, which you've stated it's  
15 important for LILCO to identify to participate in this  
16 emergency plan?

17 A Yes.

18 Q And, would you add any hospitals to this list?

19 A Yes, I would if necessary.

20 Q I don't think that was a clear question. Are  
21 there additional hospitals upon which LILCO is relying to  
22 serve as reception hospitals in the event of a Shoreham

1 GJW/sw 1

emergency?

2

3

4

5

6

7

8

9

10

11

12

13

14

15

16

17

18

19

20

21

22

MR. SISK: Let me object to the question insofar

as it may call for a legal conclusion. We are all familiar

with a little doctrine called realism which indicates that

not only private hospitals but also State and County

facilities would be made available on a good faith basis in

the event of an emergency.

Insofar as you are asking the witness to

speculate as to what events may actually transpire in an

emergency or what hospitals may actually be relied upon,

then I think you are partially calling for speculation and

partially calling for the witness to delve into legal

theory.

But, with that objection stated, the witness can

rely on her knowledge of the facts to answer that question.

THE WITNESS: Could you repeat your question for

me, please?

BY MR. ROSS: (Continuing)

Q I'm going to ask a slightly different question.

Mrs. Dreikorn, can you explain to me what Dreikorn Exhibit 6

purports to be? That is, what are these hospitals to

LILCO's plan?

1 GJW/sw 1 A This is the reception hospital listing.

2 Q Do you have any revisions for this list; that is,  
3 subtractions or additions?

4 A Not that I'm aware of at this time, no.

5 MR. ROSS: If you would give me a moment, I  
6 believe I can wrap this up.

7 (Off the record.)

8 BY MR. ROSS: (Continuing)

9 Q Mrs. Dreikorn, LILCO's Response to Suffolk County  
10 Interrogatory Number 11 -- and this Response is dated March  
11 10, 1988 -- provides in part that vehicle distribution among  
12 evacuating facilities was optimized, i.e. limited at any  
13 given time to six vehicles of each given type to minimize  
14 queuing.

15 I'm going to hand you what I've been reading  
16 from.

17 MR. SISK: For the record, this is a document  
18 referred to previously. It is entitled "LILCO's Responses  
19 and Objections to Suffolk County's First Set of  
20 Interrogatories and Request for Production of Documents," as  
21 indicated dated March 10.

22 The witness' attention has been directed to Page

1 GJW/sw 1 6, a portion of a response to Suffolk County Interrogatory  
2 Number 11.

3 (The witness is looking at the document.)

4 BY MR. ROSS: (Continuing)

5 Q I will repeat the question. Can you explain to  
6 me what is meant by distributing vehicles so as to achieve  
7 optimization?

8 A I'm not sure.

9 MR. ROSS: Thank you, Mrs. Dreikorn. I have no  
10 further questions.

11 MR. SISK: I don't believe we will have any  
12 cross. Thank you.

13 THE WITNESS: Thank you.

14 (Whereupon, the taking of the deposition was  
15 concluded at 12:30 p.m., this same date.)

16 *Diane P. Dreikorn*

17 DIANE P. DREIKORN

18 *4/6/88 signed*

19 *Joan M. Wiggins*  
JOAN M. WIGGINS

20 Notary Public, State of New York  
No. 400591  
Qualified in Nassau County  
Commission Expires September 15, 1988

GJW/sw 1

CERTIFICATE OF NOTARY PUBLIC

2  
3  
4  
5  
6  
7  
8  
9  
10  
11  
12  
13  
14  
15  
16  
17  
18  
19  
20  
21  
22

I, Garrett J. Walsh, Jr., the officer before whom the foregoing deposition was taken, do hereby certify that the witness whose testimony appears in the foregoing deposition was duly sworn by me; that the testimony of said witness was taken by me and thereafter reduced to typewriting by me or under my direction; that said deposition is a true record of the testimony given by the witness; that I am neither counsel for, related to nor employed by any of the parties to the action in which this deposition was taken; and further, that I am not a relative or employee of any attorney or counsel employed by the parties hereto, nor financially or otherwise interested in the outcome of the action.

-----

GARRETT J. WALSH, JR.

A Notary Public in and for the Commonwealth of Virginia at Large

My Commission Expires:

January 9, 1989

DIANE WALLAS DREIKORN  
70 Eaton's Neck Road  
Northport, New York 11768  
Telephone: 516/754-4162

EDUCATION: Rochester Institute of Technology, Rochester, New York  
Major: Physics (Nuclear Medicine)  
Degree: Bachelor of Science Cum Laude, June 1976

State University of New York, Agricultural and Technical College  
Alfred, New York  
Major: Medical Lab Technology  
Degree: Applied Associate of Science, June 1974

ADDITIONAL  
TRAINING:

Health Physics & Radiation Protection - 5 weeks - (February-March  
1983) - Oak Ridge Associated Universities, Oak Ridge, TN

Advanced Health Physics Topics (November 1984) - Oak Ridge  
Associated Universities, Oak Ridge, TN

Biological Effects of Ionizing Radiation (October 1985) - Harvard  
School of Public Health, Boston, MA

Telotherapy Calibration (June 1984) - M.D. Anderson Hospital,  
Houston, TX

Inspection Procedures (July 1982) - U.S. Nuclear Regulatory  
Commission

Medical Accelerator Course (April 1982) - New York State Health  
Department

Radiation Accident Assessment (November 1981) - Federal Emergency  
Management Agency


Licensing of Radioactive Material (September 1981) - U.S. Nuclear  
Regulatory Commission

Medical Use of Radioisotopes (May 1981) - U.S. Nuclear Regulatory  
Commission

WORK EXPERIENCE:

10/85-present Impell Corporation/Radiological Services  
225 Broad Hollow Road  
Melville, New York 11747

Senior Engineer - Duties: Provide consulting services to the  
nuclear power industry, conduct training sessions in radiological  
emergency preparedness for on-site and off-site organizations,  
perform audits of nuclear power electric generating plant



radioactive material package and transport procedures and radioactive waste handling to determine compliance with IOCFR and 49CFR, and perform audits of on-site and off-site emergency preparedness procedures to determine compliance with NUREG-0654.

In addition, currently developing a medical radiological physics consulting service for hospital and private practice nuclear medicine and diagnostic radiology programs.

2/81-10/85

New York State Health Department  
Bureau of Environmental Radiation Protection  
Albany, New York 12237

Principal Radiological Health Specialist (10/84-10/85) - Duties: Responsible for the administration of the U.S. Nuclear Regulatory Commission (NRC)/New York State Department of Health (NYSDOH) Agreement Program for licensing and compliance of radioactive materials use in medical and academic facilities, maintain compatibility between NRC regulations and NYSDOH Sanitary Code, coordinate response to radiological emergencies and incident investigations through five regional offices, and provide technical support for emergency exercises involving nuclear power reactors.

Associate Radiological Health Specialist (4/83-9/84) - Duties: Reviewed and approved radioactive material license applications and amendment requests for limited and broad-scope programs, reviewed Investigational New Drug research protocols for completeness and coordinated review by Department's Radiological Health Advisory Committee members, reviewed proposed changes to NRC regulations and recommended Department reaction, proposed changes to NYSDOH Sanitary Code to maintain compatibility with NRC regulations, provided assistance to regional personnel for inspection of complex licenses.

Senior Radiological Health Specialist (2/81-4/83) - Duties: Reviewed and recommended for approval radioactive materials license applications and amendments for medical and academic facilities with limited-scope programs, reviewed research protocols for Investigational New Drug usage for completeness, conducted inspections of limited-scope programs to assure compliance with NYSDOH Sanitary Code.

3/80-5/80

New York State Education Department  
Bureau of Health Occupations Education  
Albany, New York 12230

Consultant - Designed curriculum guidelines for a nuclear medicine apprenticeship program.

9/77-2/81

Nuclear Medicine Technologist  
Various Medical Centers in New York State.

PROFESSIONAL

AFFILIATIONS: American Association of Physicist in Medicine, Upstate New York Chapter

Health Physics Society, Northeastern New York Chapter

Capitaland Society of Nuclear Medicine Technologists

Conference of Radiation Control Program Directors



DIANE FALLAS DREIKORN  
70 Eaton's Neck Road  
Northport, New York 11768  
Telephone: 516/754-4162

EDUCATION: Rochester Institute of Technology, Rochester, New York  
Major: Physics (Nuclear Medicine)  
Degree: Bachelor of Science Cum Laude, June 1976

State University of New York, Agricultural/Technical College  
Alfred, New York  
Major: Medical Lab Technology  
Degree: Applied Associate of Science June 1974

ADDITIONAL  
TRAINING:

Health Physics & Radiation Protection - 5 Weeks - (February-  
March 1985 - Oak Ridge Associated Universities, Oak Ridge, TN

Advanced Health Physics Topics (November 1984) - Oak Ridge  
Associated Universities, Oak Ridge, TN

Biological Effects of Ionizing Radiation (October 1985) -  
Harvard School of Public Health, Boston, MA

Teletherapy Calibration (June 1984) - M.D. Anderson  
Hospital, Houston, TX

Inspection Procedures (July 1982) - U.S. Nuclear Regulatory  
Commission

Medical Accelerator Course (April 1982) - New York State  
Health Department

Radiation Accident Assessment (November 1981) - Federal  
Emergency Management Agency

Licensing of Radioactive Material (September 1981) - U.S.  
Nuclear Regulatory Commission

Medical Use of Radioisotopes (May 1981) - U.S. Nuclear  
Regulatory Commission

WORK EXPERIENCE:

2/87 to present Long Island Lighting Company  
175 E. Old Country Road  
Hicksville, New York 11801

Senior Emergency Planner - Duties: Assist in the  
development and maintenance of the onsite and offsite  
emergency preparedness program for the Shoreham Nuclear  
Power Station, present emergency plan training on health  
physics related topics to members of the onsite and  
offsite emergency organization, serve in the capacity of  
Radiological Health Coordinator in the offsite emergency



organization, and perform as an observer/controller for drills/exercises of the emergency plan and procedures.

10/85-2/87

Impell Corporation/Radiological Services  
225 Broad Hollow Road  
Melville, New York 11747

Senior Engineer - Duties: Provide consulting services to the nuclear power industry, conduct training sessions in radiological emergency preparedness for on-site and off-site organizations, perform audits of nuclear power electric generating plant radioactive material package and transport procedures and radioactive waste handling to determine compliance with 10CFR and 49CFR, and perform audits of on-site and off-site emergency preparedness procedures to determine compliance with NUREG-0654.

2/81-10/85

New York State Health Department  
Bureau of Environmental Radiation Protection  
Albany, New York 12237

Principal Radiological Health Specialist (10/84-10/85)

Duties: Responsible for the administration of the U.S. Nuclear Regulatory Commission (NRC)/New York State Department of Health (NYSDOH) Agreement Program for licensing and compliance of radioactive materials use in medical and academic facilities, maintain compatibility between NRC regulations and NYSDOH Sanitary Code, coordinate response to radiological emergencies and incident investigations through five regional offices, and provide technical support for emergency exercises involving nuclear power reactors.

Associate Radiological Health Specialist (4/83-9/84)

Duties: Reviewed and approved radioactive material license applications and amendment requests for limited and broadscope programs, reviewed Investigational New Drug research protocols for completeness and coordinated review by Department's Radiological Health Advisory Committee members, reviewed proposed changes to NRC regulations and recommended Department reaction, proposed changes to NYSDOH Sanitary code to maintain compatibility with NRC regulations, provided assistance to regional personnel for inspection of complex licenses.

Senior Radiological Health Specialist (2/81-4/83) -  
Duties: Reviewed and recommended for approval radio-  
active materials license applications and amendments for  
medical and academic facilities with limited-scope  
programs, reviewed research protocols for Investigational  
New Drug usage for completeness, conducted inspections  
of limited-scope programs to assure compliance with  
NYSDOH Sanitary Code.

3/80-5/80 New York State Education Department  
Bureau of Health Occupations Education  
Albany, New York 12230

Consultant - Designed curriculum guidelines for a nuclear  
medicine apprenticeship program.

9/77-2/81 Nuclear Medicine Technologist

Various Medical Centers in New York State.

PROFESSIONAL  
AFFILIATIONS:

American Association of Physicist in Medicine, Upstate  
New York Chapter

Health Physics Society, Northeastern New York Chapter

Capitaland Society of Nuclear Medicine Technologists

Conference of Radiation Control Program Directors



LIST OF HOSPITALS CAPABLE OF TREATING CONTAMINATED/INJURED INDIVIDUALS

LONG ISLAND/BROOKLYN/QUEENS - FACILITIES & CAPACITY \*

SUFFOLK COUNTY

<u>Locality</u>	<u>JCAH</u> <sup>+</sup>	<u>Name/Address</u>	<u>Zip</u>	<u>Telephone</u>	<u>Number of Beds</u>
Amityville	Y	BRUNSWICK GENERAL HOSPITAL, 366 Broadway	11701	(516) 789-7000	255
Bayshore	Y	SOUTHSIDE HOSPITAL, Montauk Highway	11706	(516) 968-3000	493
Greenport	Y	EASTERN LONG ISLAND HOSPITAL, 201 Manor Place	11944	(516) 477-1000	86
Huntington	Y	HUNTINGTON HOSPITAL, 270 Park Avenue	11743	(516) 351-2000	424
Northport	Y	VETERANS ADMIN. MEDICAL CENTER, Middleville Road	11768	(516) 261-4400	792
Patchogue	Y	BROOKHAVEN MEMORIAL HOSPITAL MEDICAL CENTER, 101 Hospital Road	11772	(516) 654-7100	344
Port Jefferson	Y	JOHN MATHER MEMORIAL HOSPITAL, North Country Road **	11777	(516) 473-1320	228
	Y	ST. CHARLES HOSPITAL, 200 Belle Terre Road **	11777	(516) 473-2800	271
Riverhead	Y	CENTRAL SUFFOLK HOSPITAL, 1300 Roanoke Avenue **	11901	(516) 369-6000	150
Smithtown	Y	COMMUNITY HOSPITAL OF WESTERN SUFFOLK, Smithtown Bypass/Route 111	11787	(516) 979-9800	271
	Y	ST. JOHN'S EPISCOPAL HOSPITAL, Route 25A	11787	(516) 360-2000	300

\* Source: American Hospital Association Guide to the Health Care Field, 1985. Published by the American Hospital Association, Chicago, Illinois

\*\* These hospitals are within the 10-mile EPZ and should not be used if it is anticipated that they may have to take protective actions themselves.

+JCAH indicates Joint Commission of Accreditation of Hospitals accredited programs as of 3/2/87.

Rev. 9

LIST OF HOSPITALS CAPABLE OF TREATING CONTAMINATED/INJURED INDIVIDUALS

LONG ISLAND/BROOKLYN/QUEENS - FACILITIES & CAPACITY \*  
 (continued)

SUFFOLK COUNTY (continued)

<u>Locality</u>	<u>JCAH</u> <sup>+</sup>	<u>Name/Address</u>	<u>Zip</u>	<u>Telephone</u>	<u>Number of Beds</u>
Southampton	Y	SOUTHAMPTON HOSPITAL, 240 Meeting House Lane	11968	(516) 283-2600	194
Stony Brook	Y	UNIVERSITY HOSPITAL, State University of New York	11794	(516) 689-8333	416
West Islip	Y	GOOD SAMARITAN HOSPITAL, 1000 Montauk Highway	11795	(516) 957-4000	515

NASSAU COUNTY

<u>Locality</u>	<u>JCAH</u> <sup>+</sup>	<u>Name/Address</u>	<u>Zip</u>	<u>Telephone</u>	<u>Number of Beds</u>
Bethpage	Y	MID-ISLAND HOSPITAL, 4295 Hempstead Turnpike	11714	(516) 579-6000	237
East Meadow	Y	NASSAU COUNTY MEDICAL CENTER, 2201 Hempstead Turnpike	11554	(516) 542-0123	644
Glen Cove	Y	COMMUNITY HOSPITAL, St. Andrew's Lane	11542	(516) 676-5000	278
Hempstead	Y	HEMPSTEAD GENERAL HOSPITAL, 800 Front Street	11551	(516) 560-1200	222
Long Beach	Y	LONG BEACH MEMORIAL HOSPITAL, 455 E. Bay Drive	11561	(516) 432-8000	370

\* Source: American Hospital Association Guide to the Health Care Field, 1985. Published by the American Hospital Association, Chicago, Illinois

+JCAH indicates Joint Commission of Accreditation of Hospitals accredited programs as of 3/2/87.

LIST OF HOSPITALS CAPABLE OF TREATING CONTAMINATED/INJURED INDIVIDUALS

LONG ISLAND/BROOKLYN/QUEENS - FACILITIES & CAPACITY \*  
 (continued)

NASSAU COUNTY (continued)

<u>Locality</u>	<u>JCAH</u> <sup>+</sup>	<u>Name/Address</u>	<u>Zip</u>	<u>Telephone</u>	<u>Number of Beds</u>
Manhasset	Y	LONG ISLAND JEWISH-HILLSIDE MEDICAL CENTER, 1554 Northern Blvd.	11030	(516) 627-9000	126
	Y	NORTH SHORE UNIVERSITY HOSPITAL, 300 Community Drive	11030	(516) 562-0100	598
Mineola	Y	WINTHROP UNIVERSITY HOSPITAL, 259 First Street	11501	(516) 663-0333	548
Oceanside	Y	SOUTH NASSAU COMMUNITIES HOSPITAL, 2445 Oceanside Road	11572	(516) 763-2030	429
Painview	Y	CENTRAL GENERAL HOSPITAL, 888 Old Country Road	11803	(516) 681-8900	300
Rockville Center	Y	MERCY HOSPITAL, 1000 North Village Avenue	11570	(516) 255-0111	398
Roslyn	Y	ST. FRANCIS HOSPITAL, 100 Port Washington Boulevard	11576	(516) 627-6200	227
Syosset	Y	SYOSSET COMMUNITY HOSPITAL, 221 Jericho Turnpike	11791	(516) 496-6400	174
Valley Stream	Y	FRANKLIN GENERAL HOSPITAL, 900 Franklin Avenue	11580	(516) 825-8800	305

\* Source: American Hospital Association Guide to the Health Care Field, 1985. Published by the American Hospital Association, Chicago, Illinois

+JCAH indicates Joint Commission of Accreditation of Hospitals accredited programs as of 3/2/87.

LIST OF HOSPITALS CAPABLE OF TREATING CONTAMINATED/INJURED INDIVIDUALS

LONG ISLAND/BROOKLYN/QUEENS - FACILITIES & CAPACITY \*  
(continued)

QUEENS COUNTY

<u>Locality</u>	<u>JCAH</u> <sup>+</sup>	<u>Name/Address</u>	<u>Zip</u>	<u>Telephone</u>	<u>Number of Beds</u>
Far Rockaway	Y	PENINSULA HOSPITAL CENTER, 51-15 Beach Channel Drive	11691	(718) 945-7100	482
	Y	ST. JOHN'S EPISCOPAL HOSPITAL, 327 Beach 19th Street	11691	(718) 917-3000	300
Flushing	Y	BOOTH MEMORIAL MEDICAL CENTER, Main Street	11355	(718) 670-1231	467
	Y	CITY HOSPITAL CENTER AT ELMHURST, 79-01 Broadway	11373	(718) 830-1515	773
	Y	FLUSHING HOSPITAL, Parsons Boulevard and 45th Avenue	11355	(718) 670-5000	424
	Y	PARSONS HOSPITAL, 35-06 Parsons Boulevard	11354	(718) 353-7100	130
	Y	ST. JOHN'S QUEENS HOSPITAL, 90-02 Queens Boulevard ***	11373	(718) 457-1300	1161
Forest Hills	Y	LAGUARDIA HOSPITAL, 102-01 66th Road	11375	(718) 830-4000	302
	Y	PARKWAY HOSPITAL, 70-35 113th Street	11375	(718) 990-4100	227
Glen Oaks	Y	L.I. JEWISH MEDICAL CENTER, 75-59 263rd Street	11004	(718) 470-2000	870
Jackson Heights	Y	PHYSICIAN'S HOSPITAL, 34-01 73rd Street	11372	(718) 446-1100	142
Jamaica	Y	JAMAICA HOSPITAL, 89th Avenue and Van Wyck Expressway	11418	(718) 657-1800	282
	Y	QUEENS HOSPITAL CENTER, 82-68 164th Street (includes QUEENS GENERAL HOSPITAL and TRIBORO HOSPITAL)	11432	(718) 990-3377	592

\* Source: American Hospital Association Guide to the Health Care Field, 1985. Published by the American Hospital Association, Chicago, Illinois

\*\* These hospitals are within the 10-mile EPZ and should not be used if it is anticipated that they may have to take protective actions themselves.

\*\*\* Hospitals are affiliated; the number of beds represents the total for all hospitals in the group.

+JCAH indicates Joint Commission of Accreditation of Hospitals accredited programs as of 3/2/87.

LIST OF HOSPITALS CAPABLE OF TREATING CONTAMINATED/INJURED INDIVIDUALS

LONG ISLAND/BROOKLYN/QUEENS - FACILITIES & CAPACITY \*  
 (continued)

QUEENS COUNTY

<u>Locality</u>	<u>JCAH</u> <sup>+</sup>	<u>Name/Address</u>	<u>Zip</u>	<u>Telephone</u>	<u>Number of Beds</u>
Little Neck	Y	DEEPDALE GENERAL HOSPITAL, 55-15 Little Neck Parkway	11362	(718) 428-3000	195
Long Island City	Y	ASTORIA GENERAL HOSPITAL, 25-10 30th Avenue	11102	(718) 932-1000	235

KINGS (BROOKLYN) COUNTY

<u>Locality</u>	<u>JCAH</u> <sup>+</sup>	<u>Name/Address</u>	<u>Zip</u>	<u>Telephone</u>	<u>Number of Beds</u>
	Y	BAPTIST MEDICAL CENTER, 2749 Linden Boulevard	11208	(718) 277-5100	347
	Y	BROOKDALE HOSPITAL, Linden Boulevard and Brookdale Plaza	11212	(718) 240-5000	807
	Y	BROOKLYN HOSPITAL (CALEDONIA HOSPITAL), 121 De Kalb Avenue	11201	(718) 403-8005	634
	Y	COMMUNITY HOSPITAL OF BROOKLYN, 2525 Kings Highway	11229	(718) 377-7900	134
	Y	CONEY ISLAND HOSPITAL, 2601 Ocean Parkway	11235	(718) 615-4000	445

\* Source: American Hospital Association Guide to the Health Care Field, 1985. Published by the American Hospital Association, Chicago, Illinois

\*\*\* Hospitals are affiliated; the number of beds represents the total for all hospitals in the group.

+JCAH indicates Joint Commission of Accreditation of Hospitals accredited programs as of 3/2/87.



LIST OF HOSPITALS CAPABLE OF TREATING CONTAMINATED/INJURED INDIVIDUALS

LONG ISLAND/BROOKLYN/QUEENS - FACILITIES & CAPACITY \*  
 (continued)

KINGS (BROOKLYN) COUNTY (continued)

<u>Locality</u>	<u>JCAH</u> <sup>+</sup>	<u>Name/Address</u>	<u>Zip</u>	<u>Telephone</u>	<u>Number of Beds</u>
	Y	DOWNSTATE MEDICAL CENTER, 445 Lenox Road	11203	(718) 270-2401	372
	Y	WOODHULL MEDICAL & MENTAL HEALTH CENTER HOSPITAL, 760 Broadway	11206	(718) 963-8000	493
	Y	HOSPITAL OF THE HOLY FAMILY, 155 Dean Street ***	11217	(718) 875-9200	1161
	Y	INTERFAITH MEDICAL CENTER, 555 Prospect Place ***	11238	(718) 240-1000	945
	Y	KINGSBROOK JEWISH MEDICAL CENTER, 585 Schenectady Avenue	11203	(718) 604-5000	343
	Y	KINGS COUNTY HOSPITAL CENTER, 451 Clarkson Avenue	11203	(718) 735-3131	1284
	Y	KINGS HIGHWAY HOSPITAL CENTER, 3201 Kings Highway	11234	(718) 252-3000	212
	Y	LONG ISLAND COLLEGE HOSPITAL	11201	(718) 780-1000	567
	Y	LUTHERAN MEDICAL CENTER, 150 55th Street	11220	(718) 630-7000	532
	Y	MAIMONIDES MEDICAL CENTER, 4802 Tenth Avenue	11219	(718) 270-7679	700
	Y	METHODIST HOSPITAL, 506 Sixth Street	11215	(718) 780-3000	514

\* Source: American Hospital Association Guide to the Health Care Field, 1985. Published by the American Hospital Association, Chicago, Illinois

\*\*\* Hospitals are affiliated; the number of beds represents the total for all hospitals in the group.

+JCAH indicates Joint Commission of Accreditation of Hospitals accredited programs as of 3/2/87.

LIST OF HOSPITALS CAPABLE OF TREATING CONTAMINATED/INJURED INDIVIDUALS

LONG ISLAND/BROOKLYN/QUEENS - FACILITIES & CAPACITY \*  
 (continued)

KINGS (BROOKLYN) COUNTY (continued)

<u>Locality</u>	<u>JCAH</u> <sup>+</sup>	<u>Name/Address</u>	<u>Zip</u>	<u>Telephone</u>	<u>Number of Beds</u>
Y		ST. MARY'S HOSPITAL, 170 Buffalo Avenue ***	11213	(718) 774-3600	1161
Y		VETS. ADMIN. MEDICAL CENTER, 800 Poly Place	11209	(718) 836-6600	1,223
Y		VICTORY MEMORIAL HOSPITAL, 9036 Seventh Avenue	11228	(718) 630-1234	276
Y		WYCKOFF HEIGHTS HOSPITAL, 374 Stockholm Street	11237	(718) 963-7102	437

\* Source: American Hospital Association Guide to the Health Care Field, 1985. Published by the American Hospital Association, Chicago, Illinois


\*\*\* Hospitals are affiliated; the number of beds represents the total for all hospitals in the group.

+JCAH indicates Joint Commission of Accreditation of Hospitals accredited programs as of 3/2/87.

UNITED STATES OF AMERICA  
NUCLEAR REGULATORY COMMISSION

Before the Atomic Safety and Licensing Board

In the Matter of	)	
	)	
LONG ISLAND LIGHTING COMPANY	)	Docket No. 50-322-OL-3
	)	(Emergency Planning)
(Shoreham Nuclear Power Station, Unit 1)	)	



AFFIDAVIT OF DIANE P. DREIKORN IN SUPPORT OF LILCO'S  
MOTION FOR SUMMARY DISPOSITION OF THE HOSPITAL EVACUATION ISSUE

Diane P. Dreikorn, being duly sworn, deposes and says as follows:

1. I am employed by LILCO as Senior Emergency Planner, and have been involved in emergency planning for Shoreham since September 1985. My professional qualifications are bound into the record following transcript page 17,421, as part of LILCO Exhibit 1 in the reception centers remand proceeding. I have personal knowledge of the facts recited below, because I have been involved in the preparation and review of portions of Revision 9 to the Plan dealing with hospital evacuation and reception hospitals.
  
2. LILCO will soon file with the NRC and all parties copies of Revision 9 to the LILCO Plan, which will include a few more details concerning the implementation of hospital evacuation than were in previous revisions. Revision 9 will also contain evacuation time estimates for the hospitals and a list of the procedural steps and assumptions used in calculating them.
  
3. The existing LILCO Plan already states the total bed capacity for each hospital in OPIP 3.6.5, Att. 2. Revision 9 adds a breakdown of that number for each hospital into the estimated numbers of potential ambulatory patients, wheelchair-bound patients, and patients that would be moved on stretchers. These numbers were obtained in telephone discussions between hospital officials and a member of the LERIO staff.

The numbers are as follows: Central Suffolk Hospital—40 ambulatory, 57 wheelchair, 45 stretcher; St. Charles Hospital—62 ambulatory, 149 wheelchair, 47 stretcher; John T. Mather Hospital—60 ambulatory, 118 wheelchair, 60 stretcher.

4. Revision 9 of the Plan also translates the patient occupancy estimates into vehicle requirements, using the same vehicle capacity assumptions that were used in calculating the existing evacuation time estimates for special facilities and the Suffolk Infirmary. Those assumptions have already been litigated and approved by the Board; they were contained in LILCO's Testimony on Contentions 72.A and E, ff. Tr. 9101, at 6 and Att. 1, and are discussed in the PID at pages 830-31 and 835-38. The vehicle capacity assumptions are as follows: 2 stretchers per ambulance, 7 wheelchairs per ambulette (average), and 40 ambulatory patients per bus. The resulting vehicle requirement estimates are as follows: Central Suffolk Hospital—1 bus, 23 ambulances, 12 ambulettes; St. Charles Hospital—2 buses, 24 ambulances, 22 ambulettes; John T. Mather Hospital—2 buses, 30 ambulances, 17 ambulettes.

5. Revision 9 does not contain any major substantive changes in the procedures that would be used to implement a hospital evacuation. Revision 9 does add a few additional details concerning LERO's initiation and coordination of an evacuation. For example:

- a. When contacting reception hospitals, the Hospital Coordinator will verify that each is or is not capable of monitoring incoming evacuees for radiological contamination. OPIP 3.6.5 § 5.5.1 (Rev. 9). If the hospital staff is capable of monitoring evacuees, the Hospital Coordinator will ask them to do so. If the hospital staff does not have sufficient monitoring capabilities and requests monitoring assistance from LERO, the Hospital Coordinator will have a LERO monitor(s) sent to that hospital. OPIP 3.6.5 § 5.5.5 (Rev. 9).

- b. Under Rev. 9 the Hospital Coordinator, not the Health Facilities Coordinator, assigns evacuating patients to reception hospitals, starting with those reception hospitals closest to the EPZ. OPIP 3.6.5 § 5.5.5 (Rev. 9).
- c. Revision 9 adds hospital evacuation time estimates to the factors to be considered in deciding whether to recommend evacuation for the hospitals under OPIP 3.6.1.
- d. Under Rev. 9, the Ambulance Coordinator will direct each ambulance or ambulance driver evacuating a hospital to contact him at the EOC upon arrival at the reception hospital. The Ambulance Coordinator will tell the driver to return to the evacuating hospital for more patients, without stopping off at the Brentwood EWDF, if more patients remain to be evacuated. OPIP 3.6.5 § 5.6.6(c) (Rev. 9).

6. Aside from the hospital evacuation time estimates, which are being added to Appendix A of the LILCO Plan, and the hospital occupancy figures added to OPIP 3.6.5 Att. 2, the details specified above are the only substantive additions or changes that Rev. 9 makes to the hospital evacuation procedures in the LILCO Plan.

7. The list of reception hospitals in OPIP 3.6.5 Att. 5 has been modified slightly so that it now includes only those hospitals at least 5 miles beyond the edge of the 10-mile EPZ that can treat contaminated individuals, as indicated by their JCAH (Joint Commission on Accreditation of Hospitals) accreditation in nuclear medicine and/or radiology.

8. LILCO will continue its efforts to contact and obtain written agreements with reception hospitals.

The foregoing facts are known by me to be true, of my own knowledge. I am competent to testify to such facts, and would so testify if I appeared as a witness in a public hearing on this matter.

Respectfully submitted,

*Diane P. Driekorn*  
Diane P. Driekorn

Subscribed and sworn before me this 16<sup>th</sup> day of December, 1987.

My commission expires: Sept 15, 1988

*Jean M. Wiggins*  
Notary Public

JOAN M. WIGGINS  
NOTARY PUBLIC, State of New York  
No. 400-601  
Qualified in Nassau County  
Commission Expires September 15, 1988

## Hospitals

There are three hospitals located at the edge of the Shoreham 10 mile Emergency Planning Zone (EPZ): John T. Mather Memorial Hospital, St. Charles Hospital and Central Suffolk Hospital. Two of the hospitals are located at 10 miles with the third located just outside the EPZ at 10 and one-quarter miles from the plant. Due to their distance from the plant, the high shielding factors these facilities provide, and the risks of evacuating their patients, sheltering will normally be the preferable protective action in the event of an emergency at the SNPS. It is possible, however, under certain circumstances that evacuation may be required for any of these hospitals. If evacuation is recommended, LERO will evacuate these facilities using the transportation resources available after the general population and other special facilities have been evacuated. Priority will be given to evacuation of radiosensitive patients (maternity, newborns, pediatrics).

Upon declaration of any ALERT or higher emergency classification, the hospitals will be notified, by their tone alert radios and apprised of the situation at the plant via WPLR-FM broadcasted EBS messages. Each hospital has been issued a tone alert receiver which silently monitors the radio WPLR-FM frequency. When WPLR generates its EBS signal, these units will automatically activate and transmit the message being broadcast over the air. This message contains general information about the status of the plant and may contain specific instructions for the hospitals.



Should sheltering be the recommended protective action for the hospitals, the Health Facilities Coordinator will notify, by telephone, each of the hospitals to verify that they heard the EBS message and are implementing their sheltering plans which include having patients either remain in place or relocate within the hospital.

Although it is anticipated that sheltering will be the primary protective action recommended, an evacuation strategy has been developed for Mather, St. Charles and/or Central Suffolk Hospitals. If evacuation is recommended, the Health Facilities Coordinator will notify each hospital of the recommendation. Upon notification each hospital will determine their transportation requirements <sup>and forward this information to</sup> the Health Facilities Coordinator. Priority will be given to evacuation of radiosensitive patients.

Arrangements for the resources needed to transport patients will be made by the Transportation Support Coordinator and Ambulance Coordinator. The sources of these vehicles will be the companies who are supplying vehicles for the evacuation of other segments of the population. These vehicles will be supplied on an as available basis as the rest of the affected population evacuation nears completion. Should evacuation be implemented for John T. Mather Memorial Hospital, St. Charles Hospital and/or Central Suffolk Hospitals, the patients will be relocated to hospitals outside the EPZ.

#### Nursing/Adult Homes

Upon declaration of any Alert or higher emergency classification, all nursing/adult homes will be notified by their tone alert radios and apprised of the situation at the plant via WPLR-FM broadcasted EBS messages.



IV-175

Facility	Residents			Vehicles Required			
	Ambulatory		Non-Ambulatory	Buses	Ambulances	Ambulettes	Vans
	Buses	Ambulettes	Ambulances				
Oak Hollow Nursing Center/Crest Hall Health Related Facility	53	211	20	2	10	31	2
Millcrest Adult Home	16	0	0	1	0	0	0
Our Lady of Perpetual Help Convent	15	4	1	1	1	1	0
Ridge Rest Home	58	0	0	2	0	0	0
Riverhead Nursing Home and Health Related Facility	60	119	2	2	1	17	0
Suffolk Infirmery	27	58	130	1	65	9	0
Sunrest Health Facilities, Inc.	27	162	18	1	9	23	0
Woodhaven Nursing Home and Home for Adults	114	207	3	<u>3</u>	<u>2</u>	<u>30</u>	<u>2</u>
Totals				13	88	111	2

Note: Ambulettes are assumed to carry 7 passengers. Ambulances are assumed to carry 2 passengers. Buses are standard 40 passenger vehicles. Vans are for transporting equipment.

## Special Facility Evacuation Time Estimates

### Assumptions:

#### Ambulances and Ambulettes

- Ambulance and Ambulette Companies are notified to dispatch vehicles at the Site Area Emergency level. The Site Area Emergency level is assumed to precede the order to evacuate by 25 minutes.
- Ambulances and Ambulettes arrive at LILCO Brentwood or Peconic Ambulance over a time interval which varies from 15 minutes to 5 hours after notification. An arrival distribution is based on information provided by the ambulance/ambulette companies. The distribution used to calculate these evacuation time estimates (ETE) reflects the slower response times for off peak hours.
- The time required for ambulance/ambulette drivers to receive dosimetry, briefing and assignment at Brentwood/Peconic, is 30 minutes.
- Travel to assigned facilities is at travel speeds listed in Table XIII B.
- Loading Vehicles at Facility:  
  
Ambulettes carry 7 people and can be loaded in 25 minutes for normal weather and 30 minutes for inclement weather. Ambulances carry 2 people and can be loaded in 20 minutes for normal weather and 30 minutes for inclement weather. Up to 6 ambulances and 6 ambulettes can be loaded simultaneously at a given facility. Residents of the facilities are ready for loading at time of vehicle arrival.
- Travel from the facility to the EPZ boundary is along the facility's zone evacuation route at the speeds listed in Table XIII B.
- Travel from the EPZ Boundary to the designated monitoring facility is at speeds indicated in Table XIII B.
- Monitoring time for the occupants for all vehicles is 15 minutes.
- Travel from the monitoring facility to a designated reception center is at speeds indicated in Table XIII B.
- Unloading at Reception Center takes the same amount of time as loading the vehicles at the facility (see above).

- Drivers return to Brentwood for reassignment at speeds indicated in Table XIII B.
- Reassignment at Brentwood takes 15 minutes.
- Adverse winter ETE's are 6.25% longer than adverse summer ETE's. While the difference in travel times is greater than 6.25%, loading time and queuing time at facilities is assumed to be unaffected by weather. 6.25% for winter vs. summer adverse is computed as follows:  $0.75/0.8 = 0.9375$  or 6.25% reduction, where (0.75, 0.8) is capacity/speed reduction factor for (rain, snow).

#### Buses

- LERO bus drivers (not including LERO School Bus Drivers) are notified to report at the Site Area Emergency Level. It is assumed that they leave the Patchogue Staging Area with a bus 2.25 hours after notification.
- Travel from Patchogue to the special facility is at travel speeds indicated in Table XIII B.
- Loading buses at facility:  
  
Buses carry a maximum of 40 adult passengers and can be loaded in 10 minutes. Up to 6 buses can be loaded simultaneously.
- Travel to the EPZ boundary along the facility's zone evacuation route takes place at the travel speeds indicated in Table XIII B.

#### Homebound Handicapped

##### Ambulances and Ambulettes:

It is necessary to calculate the travel times for homebound pick-ups because they effect subsequent vehicle availability for the special facilities. The same assumptions apply as for Special Facility Ambulances/Ambulettes except as follows:

- Travel to homebound pick-ups: Vehicles travel from origination location to EPZ boundary at speeds listed in Table XIII B. Trips originating to the west of the EPZ travel 10 miles from the EPZ boundary to the first pick-up at inbound travel speeds. Trips originating from Peconic Ambulance travel 5 miles at inbound speeds and 5 miles at evacuation traffic speeds.
- Ambulances carry 2 passengers. Loading takes 10 minutes per person for normal weather and 15 minutes per person for inclement weather.

Ambulettes carry 4 passengers. (Although ambulettes can carry 7 passengers, homebound pick-ups were limited to 4 to reduce pick-up time). Loading takes 10 minutes per person for normal weather and 15 minutes per person for inclement weather.

- Travel between pick-ups is 15 minutes for normal weather and 20 minutes for inclement weather.
- Travel from last pick-up to EPZ boundary is for a distance of 8 miles at evacuation travel speeds listed in Table XIII B.
- Homebound Handicapped are taken directly to the closest useable reception hospitals. Evacuees are monitored inside the reception hospital; no delay is incurred by the ambulance/ambulette driver.
- Homebound handicapped have first priority to available vehicles.

#### Suffolk Infirmary and Hospitals

- Priority of evacuation is as follows:

Homebound handicapped are evacuated first. Then, those in special facilities, ordered by proximity to Shoreham, are evacuated next. Suffolk Infirmary is then evacuated, followed by the three hospitals. All three hospitals receive vehicles concurrently as they become available.
- The Suffolk Infirmary and the Hospitals evacuate patients to reception hospitals. Reception hospitals are a minimum of 5 miles from the EPZ boundary and are capable of accommodating contaminated personnel. Each reception hospital is assumed to have 14 percent of its total capacity available for homebound handicapped, infirmary and hospital evacuees.
- After delivering evacuees to reception hospitals, the vehicle drivers are immediately available for additional trips, if necessary.
- Vehicles will shuttle evacuees from the hospital facilities to the reception hospitals without being reassigned at Brentwood between trips. When all such pick-ups have been completed the vehicles will return to Brentwood for reassignment.
- All travel speeds are listed in Table XIII B.

### Special Facilities evacuating using their own vehicles

The same assumptions apply as for special facilities evacuated by LERO vehicles except as follows:

- All of the facilities are ready to start loading vehicles 2 hours after the evacuation recommendation.
- These vehicles are not reused after their first evacuation trip.

### Special Facility Evacuation Time Estimates (ETE)

Table XIII A summarizes the evacuation time estimates for the special facilities. For each facility, the table presents:

- o Zone in which facility is located.
- o Transport requirements based on the patient inventory.
- o Assigned monitoring and reception centers.
- o Time, hours and minutes, that the last vehicle leaves the EPZ, referenced to the evacuation recommendation. Estimates are given for normal and adverse weather.

### School Evacuation Time Estimates

Assumptions:

- Bus Drivers arrive at assigned bus yards in a uniform distribution from 1 to 2.5 hours after notification.
- Notification for bus drivers to report occurs at the Site Area Emergency Level which precedes the evacuation recommendation by 25 minutes.
- Accessing a bus and obtaining the dosimetry/assignment packet at bus yards takes 20 minutes.
- Travel to school from bus company takes place at travel speeds listed in Table XIII B.
- Total number of students requiring buses:

Reduce school enrollments by 5% to account for absences. (use 1/2 enrollment for schools on split session, if applicable). Reduce high school population by 20% to account for students who drive to school and students that ride with them.

- Loading Students:

Buses carry 40 high school students or 50 Elementary/Other students.

Loading a bus takes 10 minutes and a maximum of 6 buses can be loaded simultaneously.

- Travel from the school to the EPZ Boundary along the appropriate zone's evacuation route takes place at speeds listed in Table XIII B.
- Bus assignment reflects evacuation priority of schools based on proximity to Shoreham Power Station with closer schools having a higher priority. Nursery and elementary schools have a higher priority than other schools at the same distance from Shoreham.

Table XIII C summarizes the evacuation time estimates for schools. For each school, the table presents:

- o Zone in which the school is located
- o Number of students enrolled in the school
- o Number of students requiring transport
- o Number of buses required for one wave evacuation
- o Bus companies where vehicles are obtained
- o Time, hours and minutes for each school's last bus to leave the EPZ. Estimates are given for normal and adverse weather conditions and are referenced to the evacuation recommendation.

#### Transit Operation

All transit operations are described in OPIP's 3.6.4 and 3.6.5.

#### Gasoline Contingency Plan

LILCO fuel tank trucks capable of refueling vehicles will be dispatched to locations along evacuation routes. These trucks will service evacuees vehicles which require gas, by providing a maximum of three gallons of fuel to assure passage out of the 10-mile EPZ.

TABLE XIII A

## EVACUATION TIME ESTIMATES FOR SPECIAL FACILITIES

FACILITY	ADDRESS	ZONE	VEHICLES FOR EVACUATION		MONITORING CENTER	RECEPTION CENTER	EVACUATION TIME ESTIMATE		
			FACILITY OWNED	LERO			NORMAL WEATHER	INCLEMENT WEATHER	
								SUMMER	WINTER
Little Flower Children Services ICF	Northside Road Wading River, N.Y. 11792	E	2 Vans		LILCO - Brentwood	LILCO - Babylon	4:54	5:29	5:49
Little Flower Children Services Institution	North Wading River Road Wading River, N.Y. 11792	E	4 Vans	2 Buses	LILCO - Brentwood	LILCO - Babylon	5:04	6:01	6:22
AHRC Robert Sansone Intermediate Care Facility	2 Defense Hill Road Shoreham, N.Y. 11786	A	4 Busettes	1 Bus	LILCO - Brentwood	AHRC - Bohemia	4:40	5:13	5:33
Preschoolers Place for Learning	Route 25A Wading River (North Shore Methodist Church)	C		1 Bus	LILCO - Brentwood	LILCO - Melville	4:52	5:24	5:44
Ridge Rest Home	P.O. Box 460 Whiskey Road Ridge, N.Y. 11961	G		2 Buses	LILCO - Brentwood	LILCO - Melville	4:10	4:36	4:53
UCP, Hostel Residence, Ridge	442 Randall Road Ridge, N.Y. 11961	G	Transp. Avail.		LILCO - Brentwood	UCP 4 Media Lane Stony Brook	3:34	3:52	4:07
Ridge SOICF	64 Ridge Road Ridge, N.Y. 11961	G	Some Transp. Avail.	1 Bus 3 Ambulettes	LILCO - Brentwood	Long Island Developmental Center 133 Carmans Rd. Melville, N.Y.	3:52	4:19	4:35
Maryhaven, Residence/ Training House	179 Lower Rocky Point Road Rocky Point, N.Y. 11778	F	Transp. Avail.		LILCO - Brentwood	LILCO - Melville	3:06	3:17	3:29
Our Lady of Perpetual Help	Hilltop Drive Sound Beach, N.Y. 11789	F		1 Bus 1 Ambulette 1 Ambulance	LILCO - Patchogue	LILCO - Patchogue	3:38	4:02	4:18

181-Δ1

TABLE XIII A  
EVACUATION TIME ESTIMATES FOR SPECIAL FACILITIES  
(Continued)

FACILITY	ADDRESS	ZONE	VEHICLES FOR EVACUATION		MONITORING CENTER	RECEPTION CENTER	EVACUATION TIME ESTIMATE		
			FACILITY OWNED	LETO			NORMAL WEATHER	INCLEMENT WEATHER	
								SUMMER	WINTER
Options for Community Living	126 Tangier Drive Sound Beach, N.Y. 11789	F	Transp. Avail.		LILCO - Brentwood	LILCO - Babylon	2:52	3:01	3:12
Oak Hollow/Crest Hall	Church Land & Oak Crest Avenue Middle Island, N.Y. 11953	K		2 Buses 10 Ambulances 31 Ambulettes	LILCO - Brentwood	La Salle Military Academy	4:44	5:37	5:58
Independent Group Home Living	P.O. Box 651 Longwood Road Middle Island, N.Y. 11953	M		2 Ambulettes	LILCO - Patchogue	IGHL Day Treatment Center East Moriches	3:08	3:38	3:52
Maryhaven Hostel II	77 Landing Road Miller Place, N.Y. 11764	F	Transp. Avail.		LILCO - Brentwood	LILCO - Melville	2:49	2:57	3:08
UCP, Hostel Residence	6 Hemlock Road Mt. Sinai, N.Y. 11766	K	Transp. Avail.		LILCO - Brentwood	UCP Residence 9 Acorn Road St. James, N.Y.	2:50	2:59	3:10
Independent Group Home Living	135A Woodland Avenue Manorville, N.Y. 11979	N	Transp. Avail.		LILCO - Patchogue	IGHL Day Treatment Center East Moriches	3:09	3:20	3:33
Independent Group Home Living	288 Chapman Boulevard Manorville, N.Y. 11949	O	Transp. Avail.		LILCO - Patchogue	IGHL Day Treatment Center East Moriches	3:43	4:01	4:16
Independent Group Home Living	133 West Shore Road Mt. Sinai	K	Transp. Avail.		LILCO - Patchogue	IGHL Day Treatment Center East Moriches	2:32	2:37	2:47
Gordon Heights SOICF	85 West Yaphank Road Coram, N.Y. 11727	L	Some Transp. Avail.	4 Ambulettes	LILCO - Brentwood	LILCO- 300 Wheeler Rd.	2:39	3:03	3:14

IV-182



TABLE XIII A

## EVACUATION TIME ESTIMATES FOR SPECIAL FACILITIES

(Continued)

FACILITY	ADDRESS	ZONE	VEHICLES FOR EVACUATION		MONITORING CENTER	RECEPTION CENTER	EVACUATION TIME ESTIMATE		
			FACILITY OWNED	LETO			NORMAL WEATHER	INCLEMENT WEATHER	
								SUMMER	WINTER
Maryhaven, Self Apartments	655 Belle Terre Road Port Jefferson, N.Y. 11777	Q	Transp. Avail.		LILCO - Brentwood	LILCO - Melville	2:20	2:22	2:30
AHRC Work Activities	1180 Old Country Road Riverhead, N.Y. 11901	P	Transp. Avail.		LILCO - Brentwood	AHRC Bohemia	2:25	2:28	2:37
Millcrest Adult Home	Mill Road Yaphank, N.Y. 11980	L		1 Bus	LILCO - Brentwood	LILCO - Melville	2:36	2:45	2:55
Riverhead Nursing Home	1146 Woodcrest Avenue Riverhead, N.Y. 11901	P		2 Buses 1 Ambulance 17 Ambulettes	LILCO - Riverhead	La Salle Military Academy	4:00	4:30	4:47
Woodhaven Nursing Home & Home for Adults	1360 Route 112 Port Jefferson Station N.Y. 11776	K		3 Buses 2 Ambulances 30 Ambulettes	LILCO - Patchogue	LILCO - Patchogue	5:04	5:40	6:01
	1350 Route 112 Port Jefferson Station N.Y. 11776								
Maryhaven ICF Facility	ICF Facility 450 Myrtle Avenue Port Jefferson, N.Y. 11777	Q	Some Transp. Avail.	2 Ambulettes	LILCO - Patchogue	LILCO - Patchogue	2:45	3:04	3:15
Maryhaven Day Residential School Port Jefferson	450 Myrtle Avenue Port Jefferson, N.Y. 11777	Q	Some Transp. Avail.	2 Buses	LILCO - Patchogue	LILCO - Patchogue	2:48	3:00	3:11
Maryhaven CSS Continuing Treatment, Riverhead	CSS Continuing Treatment 240 W.	S	Transp. Avail.		LILCO - Brentwood	LILCO - Melville	2:10	2:10	2:18

IV-183

TABLE XIII A  
EVACUATION TIME ESTIMATES FOR SPECIAL FACILITIES

(Continued)

FACILITY	ADDRESS	ZONE	VEHICLES FOR EVACUATION		MONITORING CENTER	RECEPTION CENTER	EVACUATION TIME ESTIMATE		
			FACILITY OWNED	LERO			NORMAL WEATHER	INCLEMENT WEATHER	
								SUMMER	WINTER
Maryhaven Hostel IV	322 Thompson Street Port Jefferson, N.Y. 11777	Q	Transp. Avail.		LILCO - Brentwood	LILCO - Melville	2:20	2:22	2:30
Sunrest Health Facilities	70 North Country Road Port Jefferson, N.Y. 11777	Q		1 Bus 9 Ambulances 23 Ambulettes	LILCO - Brentwood	LILCO - Melville	5:14	5:34	5:55
Maryhaven Hostel III	279 Terryville Road Port Jefferson, N.Y. 11777	K	Transp. Avail.		LILCO - Brentwood	LILCO - Melville	2:31	2:35	2:44
AHRC, Community Residence	542 Roanoke Avenue Riverhead, N.Y. 11901	S	Transp. Avail.		LILCO - Brentwood	AHRC Bohemia	2:10	2:10	2:18
BOCES Learning Center	St. Charles Hospital 200 Belle Terre Road Port Jefferson, N.Y. 11777	Q	Transp. Avail.		LILCO - Brentwood	LILCO - 300 Wheeler Road	3:10	3:22	3:34
AHRC Community Residence	126 Lincoln Street Riverhead, N.Y. 11901	S	Transp. Avail.		LILCO - Brentwood	AHRC Bohemia	2:10	2:10	2:18
Timothy Hill Children Ranch	260 Middle Road Riverhead, N.Y. 11901	P	Transp. Avail.		LILCO - Brentwood	LILCO - 300 Wheeler Road	2:25	2:28	2:37
Suffolk Infirmary	Yaphank Avenue Yaphank	L		65 Ambulances 9 Ambulettes 1 Bus	Reception Hospitals	Reception Hospitals	8:47	11:34	12:17
John T. Mather Hospital	North Country Road Port Jefferson, N.Y. 11777	Q		2 Buses 17 Ambulettes 30 Ambulances	Reception Hospitals	Reception Hospitals	12:00	15:42	16:41

IV-187

TABLE XIII A

EVACUATION TIME ESTIMATES FOR SPECIAL FACILITIES

(Continued)

FACILITY	ADDRESS	ZONE	VEHICLES FOR EVACUATION		MONITORING CENTER	RECEPTION CENTER	EVACUATION TIME ESTIMATE		
			FACILITY OWNED	LETO			NORMAL WEATHER	INCLEMENT WEATHER	SUMMER
Central Suffolk Hospital	1300 Roanoke Avenue Riverhead, N.Y. 11901	P		1 Bus 9 Ambulettes 23 Ambulances	Reception Hospitals	Reception Hospitals	12:19	15:52	16:51
St. Charles Hospital	Belle Terre Road Port Jefferson, N.Y. 11777	Q		22 Ambulettes 24 Ambulances 2 Buses	Reception Hospitals	Reception Hospitals	12:20	16:13	17:14

TABLE XIII B

TRAVEL SPEEDS FOR CALCULATION OF  
SPECIAL FACILITY AND SCHOOL EVACUATION TIME ESTIMATES

Eastbound Travel - West of Brentwood, (Route 111)

<u>Routes</u>	<u>Normal Weather</u>	<u>Inclement Weather</u>
I-495	40 mph	32 mph
RT-27	30 mph	24 mph
Other Roads	20 mph	16 mph

Eastbound (Inbound) Travel - East of Brentwood, (Route 111)

<u>Routes</u>	<u>Normal Weather</u>			<u>Inclement Weather</u>		
	<u>Speeds</u>	<u>Prior to</u>	<u>Speed Afterward</u>	<u>Speeds</u>	<u>Prior to</u>	<u>Speed Afterward</u>
I-495	20 mph	6.0 hrs	40 mph	16 mph	7.75 hrs	32 mph
RT-27	20 mph	6.25 hrs	30 mph	16 mph	8.0 hrs	24 mph
Other Roads	20 mph	6.5 hrs	20 mph	16 mph	8.25 hrs	16 mph

Westbound Travel - West of Brentwood, (Route 111)

<u>Routes</u>	<u>Normal Weather</u>			<u>Inclement Weather</u>		
	<u>Speeds</u>	<u>Prior to</u>	<u>Speed Afterward</u>	<u>Speeds</u>	<u>Prior to</u>	<u>Speed Afterward</u>
I-495	15 mph	6.5 hrs	40 mph	12 mph	8.25 hrs	32 mph
RT-27	12 mph	6.75 hrs	30 mph	10 mph	8.5 hrs	24 mph
Other Roads	10 mph	7.0 hrs	20 mph	8 mph	8.75 hrs	16 mph

TABLE XIIIIB

TRAVEL SPEEDS FOR CALCULATION OF  
SPECIAL FACILITY AND SCHOOL EVACUATION TIME ESTIMATES

(Continued)

Westbound Travel - From EPZ Boundary to Brentwood, (Route 111)

Routes	<u>Normal Weather</u>			<u>Inclement Weather</u>		
	Speeds	Prior to	Speed Afterward	Speeds	Prior to	Speed Afterward
I-495	15 mph	6.0 hrs	40 mph	12 mph	7.75 hrs	32 mph
RT-27	12 mph	6.25 hrs	30 mph	10 mph	8.0 hrs	24 mph
Other Roads	10 mph	6.5 hrs	20 mph	8 mph	8.25 hrs	16 mph

Evacuation Travel Within EPZ

Vehicle	Routes	<u>Normal Weather</u>			<u>Inclement Weather</u>		
		Speeds	Prior to	Speed Afterward	Speeds	Prior to	Speed Afterward
Ambulance	All	6 mph	5.0 hrs	35 mph	5 mph	6.0 hrs	30 mph
Ambulette	All	6 mph	5.0 hrs	30 mph	5 mph	6.0 hrs	25 mph
Bus	All	6 mph	5.0 hrs	30 mph	5 mph	6.0 hrs	25 mph

IV-197

*DREIKORN*

**DEPOSITION  
EXHIBIT**

6

SUFFOLK COUNTY

RECEPTION HOSPITAL LISTING\*

Hospital Name	Address	Telephone Numbers	Number of Additional Patient Which Can Be Accommodated					Time of Contact
			General Admission	Maternity/ Newborns	Pediatrics	Med./Surg.	ICU/CCU	
1. Eastern Long Island Hospital	201 Manor Place, Greenport	477-1000						
2. Southampton Hospital	240 Meeting House Lane, Southampton	283-2600						
3. Community Hospital Western Suffolk	Route 111 and Smithtown Bypass, Smithtown	979-9800						
4. St. John's Episcopal Hospital	Route 25A, Smithtown	360-2000						
5. Northport V.A. Hospital	Middleville Road, Northport	261-4400						
6. Huntington Hospital	270 Park Avenue, Huntington	351-2000						
7. Southside Hospital	Montauk Highway, Bay Shore	968-3000						
8. Good Samaritan Hospital	1000 Montauk Highway, West Islip	957-4000 661-3000						
9. Brunswick General Hospital	366 Broadway, Amityville	789-7000						

(to be filled in at time of emergency)

\* All hospitals listed are at least 5 miles beyond the edge of the 10 mile EPZ and are capable of treating contaminated individuals. See plan section 3.7-1.

RECEPTION HOSPITAL LISTING\*  
 (continued)

NASSAU COUNTY

Hospital Name	Address	Telephone Numbers	Number of Additional Patient Which Can Be Accommodated					Time of Contact
			General Admission	Maternity/Newborns	Pediatrics	Med./Surg.	ICU/CCU	
1. Central General Hospital	888 Old Country Road, Plainview	681-8900						
2. Mid-Island Hospital	4295 Hempstead Turnpike, Bethpage	579-6000						
3. Syosset Community Hospital	221 Jericho Turnpike, Syosset	496-6400						
4. Nassau County Medical Center	2201 Hempstead Turnpike, E. Meadow	542-0123						
5. Hempstead General Hospital	800 Front Street, Hempstead	560-1200						
6. Long Beach Memorial Hospital	455 E. Bay Drive, Long Beach	432-8000						
7. South Nassau Communities Hospital	2445 Oceanside Road, Oceanside	763-2030						
8. Mercy Hospital	1000 North Village Avenue, Rockville Centre	255-0111						
9. Winthrop University Hospital	259 First Street, Mineola	663-0333						
10. Community Hospital Glen Cove	St. Andrews Lane, Glen Cove	676-5000						

(to be filled in at time of emergency)

\* All hospitals listed are at least 5 miles beyond the edge of the 10 mile EPZ and are capable of treating contaminated individuals. See plan section 3.7-1.

RECEPTION HOSPITAL LISTING\*  
 (continued)

NASSAU COUNTY (continued)

Hospital Name	Address	Telephone Numbers	Number of Additional Patient Which Can Be Accommodated					Time of Contact
			General Admission	Maternity/Newborns	Pediatrics	Med./Surg.	ICU/CCU	
11. St. Francis Hospital	100 Port Washington Blvd., Roslyn	627-6200						
12. North Shore University Hospital	300 Community Drive, Manhasset	562-0100						
13. Long Island Jewish-Hillside Medical Center	1554 Northern Boulevard, Manhasset	627-9000						
14. Franklin General Hospital	900 Franklin Avenue, Valley Stream	825-8800						

(to be filled in at time of emergency)

\* All hospitals listed are at least 5 miles beyond the edge of the 10 mile EPZ and are capable of treating contaminated individuals. See plan section 1.7.1.



OPIP 3.6.5 PROTECTIVE ACTIONS FOR SPECIAL POPULATIONS

1.0 PURPOSE

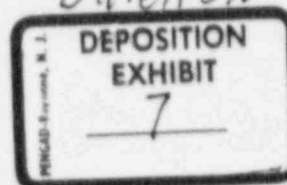
This procedure provides guidance for the implementation of protective actions within the 10 mile EPZ for the following special situations:

- o People requiring special assistance from private residences.
- o Hospitals, nursing/adult homes, handicapped facilities.
- o Children attending school.

2.0 RESPONSIBILITY

The Director of Local Response is responsible for determining the need to initiate this procedure as outlined in OPIP 3.6.1, Plume Exposure Pathway Protective Action Recommendations. The Evacuation Coordinator is responsible for the implementation of this procedure and the coordination of efforts of the following personnel as outlined in this procedure:

<u>Section</u>	<u>Title</u>
5.1	Evacuation Coordinator
5.2	Special Facilities Evacuation Coordinator
5.3	Transportation Support Coordinator
5.4	Home Coordinator
5.5	Hospital Coordinator
5.6	Ambulance Coordinator
5.7	Bus Coordinator
5.8	Patchogue, special population, Bus Dispatcher
5.9	Health Facilities Coordinator
5.10	Public School Coordinator and Private School Coordinator
5.11	Ambulance/Ambulette Driver
5.12	Bus/Van Driver
5.13	LERO School Bus Driver



3.0 PRECAUTIONS

- 3.1 Recommend protective actions for schools only when they are in session. Ensure school protective action section of OPIP 3.6.1 is reviewed prior to implementing school protective actions
- 3.2 Ensure hospital protective action section of OPIP 3.6.1 is reviewed prior to implementing hospital protective actions.

4.0 PREREQUISITES

- 4.1 The Nassau County Executive's authorization is required for the use of the School Relocation Centers at the Nassau Coliseum and Nassau Community College.

5.0 ACTIONS

5.1 Evacuation Coordinator

- 5.1.1 At an Alert or higher emergency classification if schools are in session:
  - a. When notified by the Director of Local Response that the Nassau County Executive has authorized the use of the School Relocation Centers, inform the Special Facilities Evacuation Coordinator.
  - b. Ensure the schools are being contacted and provided with emergency information.
  - c. Keep the Director of Local Response updated on protective actions being taken by the schools.
  - d. When the LERO School Bus Drivers are mobilized, inform the Transportation Support Coordinator. The LERO School Bus Drivers will report directly to the bus yards and implement their procedure, Attachment 14.

- 5.1.2 At a Site Area or higher emergency classification:
- a. Direct the Special Facilities Evacuation Coordinator to contact the Emergency Medical/Public Service Coordinator and ensure that the Ambulance Coordinator is having a Riverhead Dosimetry Record Keeper sent to Peconic Ambulance Service and that all other ambulance companies are being instructed to send their ambulances and ambulettes to the Emergency Worker Decontamination Facility in Brentwood.
  - b. Direct the Special Facilities Evacuation Coordinator to have the Health Facilities and Hospitals contacted to verify and/or identify transportation requirements.
  - c. Have the Special Facilities Evacuation Coordinator provide the Hospital Coordinator with an approximate number of homebound handicapped requiring hospital care.
  - d. If directed by the Manager of Local Response to prestage the evacuation vehicles for special populations, have the Transportation Support Coordinator prestage the buses and vans for the special populations to the Patchogue Staging Area.
  - e. If sheltering is the recommended protective action, ensure the Special Facilities Evacuation Coordinator is having the special facilities contacted to verify implementation.
- 5.1.3 At a General Emergency with a protective action to evacuate:
- a. Direct the Transportation Support Coordinator to initiate the bus and van evacuation of:
    - o Curbside pickups
    - o Health facilities
    - Nursing/adult homes, facilities for the handicapped and hospitals which have decided to evacuate.

- b. Direct the Special Facilities Evacuation Coordinator to ensure that the Emergency Medical/Public Service Coordinator directs the Ambulance Coordinator to initiate ambulance/ambulette evacuation of:
  - o Health facilities
    - Nursing/adult homes, facilities for the handicapped and hospitals which have decided to evacuate.
  - o Homebound ambulance/ambulette patients
- c. Direct the Special Facilities Evacuation Coordinator to contact the special population evacuees to inform them to prepare for evacuation.

5.2 Special Facilities Evacuation Coordinator

- 5.2.1 At an Alert or higher emergency classification, if schools are in session or will be in the next few hours direct the Private and Public School Coordinators to contact the schools and provide them with emergency information and find out what protective actions they are taking. Update the School Protective Action Status Report (Attachment 19) on a regular basis and provide a copy to the Evacuation Coordinator.
- 5.2.2 At a Site Area or higher emergency classification:
  - a. Obtain from the Evacuation Coordinator a list of zones which may or will be evacuated.
  - b. Ensure the Hospital Coordinator is finding reception hospitals for the homebound invalids/disabled and hospital patients that would be picked up by an ambulance/ ambulette in the zones affected.
  - c. Direct the Health Facilities Coordinator to contact the affected health facilities:
    - o If sheltering is recommended verify implementation of protective actions.
    - o Otherwise, verify transportation requirements.

- d. When the School Relocation Center Supervisor(s) call in from the LILCO Garden City Office provide them with the following information:
  - o Emergency Status
  - o If authorization has been received to activate the School Relocation Centers and what time they are to be activated.
  - o When and how many school children are expected.
  - o How many Nassau County Police are expected to provide support.
- e. Have the School Relocation Center Supervisors contact you regularly with an update of the situation.
- f. Review the Reception Center Column on Attachment 2 and 3. Notify any LILCO facilities that may be used as Reception Centers of the emergency status and if evacuees will be arriving.

5.2.3 At a General Emergency with a protective action to evacuate.

- a. Direct the Home Coordinator to initiate contact with the Home Handicapped and Curbside Pickup evacuees and have them prepare for evacuation. Obtain additional personnel to assist in this function as necessary.
- b. Direct the Health Facilities Coordinator to contact the affected facilities and evaluate transportation requirements. Instruct him to pass the information on bus and van requirements to the Transportation Support Coordinator and the information on ambulance and ambulette requirements to the Ambulance Coordinator.
- c. Inform the Evacuation Coordinator when the special populations have been evacuated.

5.3 Transportation Support Coordinator

- 5.3.1 When the Evacuation Coordinator provides a list of zones and hospitals that may or will be evacuated, use Attachment 12 to determine the number of buses and vans needed to evacuate the affected zones. Use Attachment 2, Health Care Facilities, and Attachment 15, Curbside Pickup Route Assignments to fill out the EOC/Special Facilities Bus Dispatcher Message Form, Attachment 16. Provide information to the Bus Coordinators so that they may be included in the assignment of vehicles at the Patchogue Staging Area.
- 5.3.2 If directed to prestage vehicles, have the buses and vans for special populations prestage at the Patchogue Staging Area.
- 5.3.3 When the LERO School Bus Drivers are mobilized direct the Bus Coordinators to notify the affected bus yards.
- 5.3.4 When evacuation is ordered, obtain a list of additional transportation requirements for affected health care facilities and evacuating hospitals. Provide this information to the Bus Coordinator.
- 5.3.5 Inform the Bus Coordinator that he should be receiving from the Staging Area Communicators the names of curbside pickups who were or were not picked up. This information should be relayed to the Home Coordinator.

5.4 Home Coordinator

- 5.4.1 When directed, refer to the Homebound Evacuation Listing (sample Attachment 1), and identify the listings for the zone(s) which may be evacuated.
- 5.4.2 Obtain from the Hospital Coordinator the name and location of the hospitals to which the home invalids will be taken.

- 5.4.3 When directed, utilize the Homebound Evacuation Listing, Attachment 1, and attempt to contact by telephone each individual listed except deaf people (start with the listing for the zone closest to the SNPS, and work outward). Log the time each individual was contacted on Attachment 1. Using the Homebound Evacuation Message, Attachment 8, as a guide, inform the individual that an appropriate vehicle is being dispatched to assist them in evacuating and indicate the location to which they will be transported. Draw on communicators and administrative support personnel to assist in this effort.
- Continue through this process until an attempt has been made to contact all individuals listed. Call back those who were not reached on the first attempt. If no answer is obtained after trying several times, log that fact.
- 5.4.4 When a contact at a residence indicates that either assistance isn't required, or additional needs are identified, provide this information to either the Ambulance Coordinator or Bus Coordinator, as appropriate.
- 5.4.5 Periodically, obtain from the Bus Coordinator and Ambulance Coordinator listings of the homebound evacuees who were or were not picked up. Verify that wherever a telephone contact was made that the individual was picked up and delivered to a reception center or hospital. Mark on Attachment 1 the time pickup is confirmed. Should any discrepancies be noted, immediately attempt to contact the individual again. If contact is established, verify the individual's address and have the Ambulance Coordinator or Bus Coordinator dispatch a vehicle.
- 5.4.6 Maintain the status of the homebound evacuation using Attachment 17. Periodically update the Special Facilities Evacuation Coordinator on this status.
- 5.4.7 Once evacuation of all persons indicated on the listing is verified, inform the Special Facilities Evacuation Coordinator that the zone has been evacuated of all preregistered individuals.

5.4.8 Periodically, the Brentwood call board personnel will identify people at home requiring special assistance. Record the location, zone, special need and time of call. Contact the Ambulance Coordinator and give him the information.

5.5 Hospital Coordinator

5.5.1 Upon declaration of a Site Area or General Emergency, use the list of reception hospitals, Attachment 5, to contact the hospitals.

- a. Ask to talk to the Hospital Director or Senior Administrator present.
- b. Inform them of the Shoreham emergency and that hospital space (may/will) be needed for homebound invalids and hospital evacuees.
- c. Verify that personnel from the hospital nuclear medicine and/or radiology department are available to monitor incoming evacuees.
- d. Unless the hospitals in the EPZ are being evacuated, only the numbers for general admissions are needed.

5.5.2 When the zones to be evacuated are determined, use Attachment 1 to determine the homebound in the affected zones. Each individual with a needs code of 01 or 02 requires an assignment of a reception hospital.

- a. Start with the hospitals closest to the EPZ and work outward.
- b. Assign evacuees requiring ambulances (01) to the reception hospitals closest to the EPZ since the ambulances may need to make multiple trips.
- c. Ensure that any special needs identified can be accommodated.
- d. Fill in the evacuation destination on Attachment 1.

5.5.3 Give a copy of the hospital assignments to both the Home Coordinator and Ambulance Coordinator.



- 5.5.4 Contact the reception hospital and make them aware that homebound invalids are being brought to their hospital. Inform them that these patients have not been monitored prior to arrival and that this should be done by the personnel from their nuclear medicine or radiology department. Inform them that monitoring assistance is available if they need it.
- 5.5.5 If hospitals or Suffolk Infirmary are to be evacuated:
- a. Obtain from the Health Facilities Coordinator the number of patients and their care needs for each evacuating facility.
  - b. Based upon information received from the reception hospitals, assign evacuating patients to reception hospitals listed on Attachment 5.
  - c. Assign patients requiring ambulances to the reception hospitals closest to the EPZ since the ambulances may need to make multiple trips.
  - d. Provide a copy of Attachment 2, with the reception facility assignments completed, to the Health Facilities Coordinator.
  - e. Contact the reception hospitals and make them aware that patients from the EPZ hospital will be arriving. Inform them that these patients have not been monitored prior to arrival and that this should be done by the personnel from their nuclear medicine or radiology department. Inform them that monitoring assistance is available if they need it.
  - f. If the hospital requests monitoring assistance contact the Health Service Coordinator to arrange for the dispatch of an available monitor from either the EWDF or Reception Centers.

5.6 Ambulance Coordinator

5.6.1 Upon declaration of a Site Area or General  
Emergency:

- a. Contact all the ambulance companies on Attachment 6 and determine how many vehicles are available for emergency service. Instruct the ambulance companies, with the exception of the Peconic Ambulance service, to dispatch all available vehicles to the EWDF for dosimetry and dispatching. Peconic Ambulance Service will receive dosimetry and be initially dispatched from their location by the Riverhead Dosimetry Record Keeper. Inform the dispatcher to have all their available vehicles report to their yard in Aquebogue.
- b. Contact the Riverhead Staging Area Coordinator. Tell him to inform the Dosimetry Record Keeper to proceed to the Peconic Ambulance Service with dosimetry and ambulance packets in accordance with OPIP 3.9.1.
- c. Contact the Decontamination Coordinator in the EOC. Inform him of the approximate number of Ambulance and Ambulette Drivers that will be arriving and will require dosimetry as detailed in OPIP 3.9.1. Have him contact you when the drivers begin arriving and begin issuing dosimetry immediately.
- d. Notify all LERO and regular LILCO security posts to direct arriving ambulance drivers down to the EWDF.
- e. Based upon zones which may be evacuated, begin filling out the Ambulance/Ambulette Dispatch Forms, Attachment 13, for people designated 01 and 02 on Attachment 1 and for Health Care Facilities on Attachment 2. Enlist the aid of the Public Service Liaison and the Emergency Medical/Public Service Communicators to help fill out the forms.

- f. Based upon predetermined vehicle requirements, Attachment 12, and number of vehicles available, estimate the number of trips the ambulances and/or ambulettes will need to make. Provide this information to the Health Services Coordinator.
- 5.6.2 When an evacuation is the recommended protective action:
- a. Determine which zones are to be evacuated.
  - b. Obtain Attachment 1 from the Hospital Coordinator with the reception hospitals designated.
  - c. Fill in the Reception Location on the Ambulance/Ambulette Dispatch Forms for the homebound invalids and facilities in the evacuated zones.
  - d. When assigning ambulances/ambulettes, use the following priority system:
    - o Homebound
    - o Health Care Facilities
    - o Suffolk Infirmary (if Zone L is evacuated)
    - o Hospitals
  - e. Start with the zones closest to Shoreham and work outward.
- 5.6.3 Contact Peconic Ambulance Service and talk to the Dosimetry Record Keeper.
- a. Find out how many vehicles are available and their capacities.
  - b. Using Attachments 1 and 2, assign pickups and reception facility to the vehicles available. Have the Dosimetry Record Keeper complete the Dispatch Form, Attachment 13, and dispatch the vehicle.
  - c. Direct the Dosimetry Record Keeper to return to the Riverhead Staging Area when all the vehicles have been dispatched.

- 5.6.4 Have the Emergency Medical/Public Service Communicators or other available personnel proceed downstairs to dispatch the ambulances/ambulettes from the EWDF in the following manner:
- a. Obtain the Ambulance/Ambulette Packets from the EOC Equipment Store Room.
  - b. Identify an available room, near the EWDF that can be used for briefing and dispatch, and have the Ambulance/Ambulette Drivers proceed there.
  - c. Ensure that all ambulance/ambulette drivers have been issued dosimetry. When two drivers have arrived in one vehicle send one back to wait in the vehicle.
  - d. The packets are in boxes marked by zone and vehicle type. Issue a packet and the number of Dispatch Forms, Attachment 13, equivalent to the capacity of the vehicle. Have the driver fill out the remaining information on the Dispatch Form and return Part II of the three part form to you.
  - e. Remind them that their procedure is in their packet. When they return to Brentwood for monitoring, combine evacuees on a single vehicle as appropriate prior to their leaving for the special population relocation centers.
  - f. As drivers return to the EWDF, obtain their packet and the top copy of Attachment 13 with the time of pickup and delivery filled in. Fill in time of return to EOC and initial release. Re-dispatch driver if pickups remain. The drivers retain Part III of the Dispatch Form for their records. Ensure that the drivers and their vehicles are monitored prior to their release.
  - g. Match up copies of Parts I and Parts II of the Dispatch Form and return to the Ambulance Coordinator. Inform the Ambulance Coordinator of any over due vehicles.
- 5.6.5 Inform the Home Coordinator of confirmed pickups and of any pickups who were not home.

- 5.6.6 When hospitals are to be evacuated:
- a. Dispatch vehicles when evacuation of homebound handicapped, nursing homes and Suffolk Infirmary is completed.
  - b. Start with the downwind facilities.
  - c. Direct the Ambulance/Ambulette Driver to contact you in the EOC upon arrival at the Reception Hospital. If many more patients are awaiting transport, direct the driver to make another trip between the evacuating hospital and the reception hospital without stopping off at Brentwood. This will expedite the evacuation. The evacuees will be monitored at the reception hospital.
- 5.6.7 Periodically, the Home Coordinator will provide the names of people requiring special assistance who did not preregister.
- a. When the information is received, mark the location of the individual on a zone map.
  - b. If the person can go to the general public reception center, dispatch any available vehicle to pick up the person and take him (her) to an activated transfer point. Preferably dispatch a van that has returned to the EWDF for monitoring. Do not use an ambulance or ambulette until they are no longer needed for their tasks.
  - c. If the person requires hospital care, dispatch an ambulance or ambulette and designate a reception hospital, from the list provided by the Hospital Coordinator.

5.7 Bus Coordinator

- 5.7.1 Ensure that one of the two Bus Dispatchers at the Patchogue Staging Area is designated to dispatch vehicles for special population evacuation.
- 5.7.2 When the Transportation Support Coordinator identifies the number of vehicles required for health care facility evacuation, identify the bus company yards where the buses and vans can be obtained.

- 5.7.3 Retain buses and vans in accordance with OPIP 3.6.4, Section 5.3.

The LERO School Bus Drivers will automatically proceed to the bus yards when they are mobilized. Details of their assignments are contained in Attachment 3a, Bus Assignment for School Evacuation.

- 5.7.4 Use an EOC/Special Population Bus Dispatcher message form, Attachment 16, to provide the Patchogue Staging Area Special Population Bus Dispatcher with the following information:
- a. Zones to be evacuated
  - b. Bus yards that will provide vehicles
  - c. How many vehicles and of what type
  - d. Special Facilities and Curbside Pickup Routes to be evacuated
  - e. Which Transfer Points are activated
  - f. Reception Center Information

- 5.7.5 If the Transportation Support Coordinator identifies additional transportation needs for schools or health facilities, pass these requirements with his yard assignments to the Patchogue special population Bus Dispatcher.
- 5.7.6 The Staging Area Communicators will call in with the names of the curbside pickups who were or were not picked up. Relay this information to the Home Coordinator.

5.8 Patchogue, Special Population Bus Dispatcher

- 5.8.1 Determine from the EOC/Special Population Bus Dispatcher Message Form, Attachment 16:
  - a. Zones to be evacuated
  - b. Bus yards that will provide vehicles
  - c. The number and type of vehicles required
  - d. Special facilities and Curbside Pickup Routes to be evacuated
  - e. Transfer Points activated
- 5.8.2 Designate a Transfer Point Coordinator to assist you with the briefing and dispatch of the bus drivers.
- 5.8.3 Designate the required number of bus drivers for special population evacuation. Ensure that they have been issued dosimetry.
- 5.8.4 Using the EOC/Special Population Bus Dispatcher Message Form, Attachment 16, assign the drivers to either curbside pickup routes or special facilities. Fill in the Bus/Van Drivers name, date and time on the Dispatch Form, OPIP 3.6.4, Attachment 7. When the driver is selected for dispatch, fill in the page number of the route directions from the Patchogue Staging Area to the Bus Yard and the name of the facility or curbside pickup route at the bottom of the form. Cross out the names of the transfer points that are not activated, so the curbside pickup drivers will know which transfer points can accept evacuees for transport to the reception center. Give the top copy of the form to the driver and retain the bottom copy for your records.

- 5.8.5 Hand out the appropriate packet and conduct a short briefing using briefing form (Att. 7A) for the bus and van drivers outlining their roles in the event of an evacuation and any other special instructions.
- 5.8.6 If a request is received for the dispatch of a bus to assist in the evacuation of a school or other special facility, attempt to expedite the dispatch of a bus driver.
- 5.8.7 Remind the curbside pickup drivers when they get to a transfer point, that they should transmit, via the Staging Area Communicator to the Bus Coordinator, the names of the people who were or were not picked up.
- 5.8.8 Ensure that the curbside pickup drivers understand that they are to go to a Transfer Point and the Special Facility drivers are to go to the evacuee monitoring facility designated on their maps and then the reception location shown on their maps.
- 5.8.9 If directed to prestage the buses and vans, have the drivers proceed to the bus yards, obtain their vehicles, and return to Patchogue. Have the buses park in single file along Conklin Avenue, south of the Staging Area.
- 5.8.10 If immediate evacuation is requested, direct the drivers to proceed directly to the facility or route from the bus yard.
- 5.8.11 Excess school bus drivers may arrive at the staging area. They are to be used as needed to support the evacuation or dismissed.

5.9 Health Facilities Coordinator

When directed to initiate protective actions, refer to the Health Care Facilities Evacuation Listing, Attachment 2, and identify the facilities within the affected zones.



5.9.1 Protective Action - Sheltering

Utilizing the Health Care Facilities section of Attachment 2, contact each of the Handicapped Facilities, Nursing/Adult Homes and Hospitals listed which are in a zone designated for sheltering. Using the Health Care Facilities Sheltering Message, Attachment 9, as a guide, verify that the facility is aware of the need to shelter and is implementing the site specific sheltering procedure in its Protective Action Implementation Plan. Give the individual in charge your title and phone number and indicate that this is their point of contact with LERO for obtaining any additional assistance. Instruct the individual in charge to call the LERO Health Facilities Coordinator when their sheltering effort is completed.

5.9.2 Protective Action - Evacuation

- a. Utilizing the Health Care Facilities section of Attachment 2, contact each of the Handicapped facilities and Nursing/Adult Homes listed which are in a zone designated for evacuation. Using the Health Care Facilities Evacuation Message, Attachment 10, as a guide, verify that each facility is aware of the need to evacuate. Inquire about their needs for transportation assistance or other special considerations. Inform them that a monitoring location and reception center has been designated as listed on Attachment 2. Instruct facilities with private transportation to proceed to the monitoring locations prior to going to their reception centers. Give them your title and phone number and indicate that you are their point of contact with LERO for obtaining any additional assistance. Request that the individual in charge at each facility notify the LERO Health Facilities Coordinator as soon as their evacuation is complete.
- b. Based upon the results of the telephone conversations with each facility, complete the transportation requirements column of the Health Care Facilities section of Attachment 2. Provide copies to the Ambulance Coordinator and the Transportation Support Coordinator.

- c. Contact the appropriate reception center for each of the facilities being evacuated by LERO. Instruct the facility to prepare to receive the evacuees. Indicate the number of individuals anticipated.
- d. Inform the Special Facilities Evacuation Coordinator when the facilities provide return calls indicating they have completed their evacuation.
- e. Maintain the status of Health Facilities activities using Attachment 18. Periodically update the Special Facilities Evacuation Coordinator on this status.

#### 5.9.3 Hospital/Suffolk Infirmary Evacuation

- a. If hospital evacuation is recommended, contact each of the hospitals listed in the Hospital section of Attachment 2. Using the Health Care Facilities Evacuation Message, Attachment 10, as a guide, verify that the hospital(s) is aware of the recommendation to evacuate. Inquire about their specific need for transportation, especially with regard to radiosensitive patients (maternity, newborns, pediatrics, and any other special considerations). Inform the hospitals that vehicles will be supplied as soon as they are available. Tell them you will call them back when vehicles are being dispatched. Recommend that they shut exterior ventilation and close all windows and doors in the interim.. Priority should be given to the evacuation of radiosensitive patients. Request that the individual in charge at each hospital notify the LERO Health Facilities Coordinator as soon as the radiosensitive patients have been evacuated and again when the remaining transportable patients have been evacuated.
- b. Complete the transportation requirements column of the Hospital section of Attachment 2, based on the requests made by each hospital.

- c. Request that the Hospital Coordinator contact potential reception hospitals using the listing in Attachment 5. Have the Hospital Coordinator complete the Reception Hospital column for the Hospitals to be evacuated on Attachment 2 based on the information he has received from the reception hospital.
- d. Deliver a copy of the listing of transportation requirements and reception hospitals to the Ambulance Coordinator and the Transportation Support Coordinator. Tell them to contact you when vehicles are being dispatched to these facilities.
- e. Notify the evacuating facilities when vehicles are being dispatched. Ask them to keep you informed of their evacuation progress.
- f. Inform the Special Facilities Evacuation Coordinator when hospitals provide return calls indicating that they have completed their evacuation of radiosensitive patients and again when they have completed evacuation of the remaining transportable patients.

5.10 Public School Coordinator and Private School Coordinator

NOTE

OFFICIALS OF PUBLIC AND PRIVATE SCHOOLS LOCATED IN THE 10-MILE EMERGENCY PLANNING ZONE (EPZ) HAVE THE RESPONSIBILITY IN A RADIOLOGICAL EMERGENCY TO PROVIDE THEIR STUDENTS WITH THE BEST POSSIBLE PROTECTION AND ARRANGE FOR THEM TO BE SAFELY REUNITED WITH THEIR FAMILIES AT THE EARLIEST OPPORTUNITY. THE LERO DIRECTOR OF LOCAL RESPONSE WILL PROVIDE GUIDANCE AND INSTRUCTIONS TO ACCOMPLISH THESE PURPOSES (BASED ON PREPLANNING BY SCHOOL OFFICIALS FOR THEIR OWN FACILITIES).

- 5.10.1 Obtain and periodically fill out the School Activities Report, Att. 19. Provide copies to the Special Facilities Evacuation Coordinator and Coordinator of Public Information.
- 5.10.2 Response Level - Alert or higher emergency classification, when schools are not presently in session, but will be in the next few hours:
  - a. Obtain a copy of the latest Emergency Broadcast System (EBS) message from the Coordinator of Public Information.
  - b. Utilizing the School Evacuation Listing, Attachment 3, contact by phone each public school District Superintendent and individuals in charge of the private schools in the EPZ.
  - c. Inform him that there is an emergency situation at Shoreham and that LERO recommends that schools inside the EPZ should be cancelled.
  - d. Have him listen to an EBS radio station (WPLR 99.1-FM) to verify validity of information.
- 5.10.3 Response Level - Alert or higher emergency classification with no protective actions recommended for the general public when schools are in session. The Public School Coordinator and Private School Coordinator will:
  - a. Obtain a copy of the Emergency Broadcast System (EBS) message from the Coordinator of Public Information.
  - b. For each school within the EPZ, utilize Attachment 3, School Evacuation Listing, to contact by telephone the public school District Superintendent and the individuals in charge of the private schools and nursery schools. Using the School Protective Action Implementation Message, Attachment 11, as a guide, verify that the EBS message was received. If the EBS message was not received, read the message to the school official.

- c. Find out what protective actions the school (district) will be taking. Notify the Special Facilities Evacuation Coordinator of the school's decision.
  - d. Give the school official your title and phone number and indicate that you are his/her point of contact with LERO for obtaining any assistance.
  - e. Provide the Coordinator of Information a list of protective actions to be taken by the schools, Attachment 19, to be included in the EBS messages.
- 5.10.4 Response Level - Protective actions have been recommended for the general public and school are in session. The Public School Coordinator and Private School Coordinator will:
- a. Obtain a copy of the latest Emergency Broadcast System (EBS) message from the Coordinator of Public Information.

NOTE

IN THE EVENT AN EVACUATION IS ADVISED, THE PUBLIC/ PRIVATE SCHOOL COORDINATOR WILL CONTACT THE SCHOOLS INSIDE THE EPZ BEFORE CALLING THOSE SCHOOLS OUTSIDE THE EPZ WITH STUDENTS LIVING IN THE EPZ.

- b. Utilizing the School Evacuation Listing, Attachment 3, contact by telephone each public school District Superintendent and individuals in charge of the private schools (contact schools in the EPZ first) in the EPZ. Using the School Protective Action Implementation Message, Attachment 11, as a guide, verify that the EBS message was received. If the EBS message was not received, read the EBS message to the school official.

- c. Find out what protective actions the school district intends to take. Notify the Special Facilities Evacuation Coordinator of the school's decision.
- d. Give the school official your title and phone number and indicate that you are his/her point of contact with LERO for obtaining any additional assistance.
- e. After other tasks are completed, contact the schools located outside the EPZ but with students who live in the EPZ, as indicated on Attachment 3. Remind the school officials that they are to continue normal operations in accordance with the schools protective action procedures and that at the end of the school day, they will retain students who live in the EPZ at the school.

5.11 Ambulance/Ambulette Driver

Procedure, Attachment 4, is contained in their packet.

5.12 Bus/Van Driver

Procedures, Attachment 7 for special population evacuations is contained in their packet as applicable.

5.13 LERO School Bus Driver

Procedure, Attachment 14, is contained in their packet.

6.0 REFERENCES

- 6.1 Local Offsite Radiological Emergency Response Plan - Appendix A "Evacuation Plan"

7.0 ATTACHMENTS

1. Homebound Evacuation Listing\*
2. Health Care Facilities Evacuation Listing
3. School Evacuation Listing
- 3a. Bus Assignment for School Evacuation
4. Ambulance/Ambulette Driver Procedure
5. Reception Hospital Listing
6. List of Ambulance Companies Under Contract
7. Special Population Bus/Van Driver Procedure
- 7a. Special Population Dispatcher Briefing Form
8. Homebound Evacuation Message
9. Health Care Facilities Sheltering Message
10. Health Care Facilities Evacuation Message
11. School Protective Action Implementation Message
12. Predetermined Vehicle Requirements
13. Ambulance/Ambulette Dispatch Form
14. LERO School Bus Driver Procedure
15. Curbside Pickup Route Assignments
16. EOC/Special Populations Bus Dispatcher Message Form
17. Homebound Evacuation Status Report
18. Health Facilities Activities Status Report
19. Private and Public School Activities Status Report

\*Maintained under separate cover.

HOMEBOUND EVACUATION LISTING  
 ZONE Q  
 (SAMPLE COMPUTER LISTING)  
 (MAINTAINED UNDER SEPARATE COVER)

Needs Code  
 01 - Ambulance  
 02 - Ambulette (includes wheelchairs)  
 03 - Curbside Pickup  
 04 - Hearing Impaired with Assistance  
 05 - Hearing Impaired requiring Notification

Needs Code	Handicapped Individual	Address/Phone Number	Map Code	Time Phone Contact Was Made	Reception Hospital (Needs Code 01 and 02 only)	Time Pickup Confirmed
01	1. John Consumer	123 Main Street, Port Jefferson 733-5097				
03/04	2. Betty Locker	27 Mary Way, Rocky Point 799-5999				
05	3. Eileen Noel	67 Third Avenue, Riverhead 888-8888				
	4.					
	5.					
	6.					
	7.					
	8.					
	9.					
	10.					
	11.					
	12.					
	13.					
	14.					
	15.					
	16.					
	17.					
	18.					
	19.					
	20.					



HEALTH CARE FACILITIES EVACUATION LISTING

ZONES A-E

Facility	Address	Phone Number	Description	LERO Transportation Requirement	Monitoring Location	Reception Center	Time of Initial Contact/Time Evacuation Confirmation
ZONE A							
HANDICAPPED FACILITIES							
Association for the Help of Retarded Children 2900 Veterans Hwy. Bohemia Main Office	Robert Sansone ICF 2 Defense Hill Road Shoreham, NY 11786	744-7158 Meg Maier and 585-0100 Frederick Lewis	26 ambulatory 22 non-ambulatory  Transportation available: 4 busettes 1 station wagon plus staff vehicles	1 bus	LILCO Brentwood	AHRC - (Main Off) 2900 Vets Hwy Bohemia, N.Y.	
ZONE B							
No facilities are located in Zone B							
ZONE C							
HANDICAPPED FACILITIES							
Preschoolers Place for Learning	25A Wading River (North Shore Methodist Church)	929-3833 Office  ** Home  Helene Shearer (Owner)	30 handicapped children School Session: All year 8-1:30 p.m. Mon. thru Fri. 5 mini buses Contracted by BOCES II	1 Bus day only	LILCO Brentwood	LILCO Melville	
ZONE D							
No facilities are located in Zone D							
ZONE E							
Little Flower Children Services	Institution - North Wading River Road Wading River, N.Y. 11792	929-6200 Don Schaeffer Director	80 ambulatory before and after school hours (9 a.m. to 3 p.m.) Transportation available: 4 vans,	2 buses	LILCO Brentwood	LILCO Babylon District Office	
	ICF Northside Road Wading River, N.Y. 11792	929-4020 Linda Terchunian, Director	9 ambulatory Transportation available - Staff Vehicles		LILCO Brentwood	LILCO Babylon District Office	
			4 hepatitis 7 wheelchair Transportation Available 2 vans		LILCO Riverhead  LILCO Brentwood	Riverhead ICF  Port Jefferson ICF	

HEALTH CARE FACILITIES EVACUATION LISTING  
(continued)

ZONE F

Facility	Address	Phone Number	Description	LERO Transportation Requirement	Monitoring Location	Reception Center	Time of Initial Contact/Time Evacuation Confirmation
ZONE F HANDICAPPED FACILITIES							
Options for Community Living	125 Tangier Dr. Sound Beach 11789	361-9020 Diara Mendolia Program Director	12 ambulatory Private Transportation available		LILCO Brentwood	LILCO Melville	
Maryhaven Center of Hope 48 Old Post Road Mount Sinai Main Office	Community Res./Trng. Hse. 179 Lower Rocky Point Road Rocky Point, NY 11778	821-0866 928-6655 Lewis Grossman	12 ambulatory Private transportation available		LILCO Brentwood	LILCO Melville	
	Hostel II 77 Landing Road Miller Place, NY 11764	928-0943 928-6655 Lewis Grossman	9 ambulatory Transportation available		LILCO Brentwood	LILCO Melville	
NURSING/ADULT HOMES							
Our Lady of Perpetual Help Convent	Hilltop Drive Sound Beach, NY 11789	744-2477 Sr. Geraldine Grasser	This facility houses approximately 20 persons. Of the 20, 15 require bus transportation, 4 require ambulette/vans, and 1 requires an ambulance.	1 bus 1 ambulette 1 ambulance	LILCO Patchogue	LILCO Patchogue District Office	

HEALTH CARE FACILITIES EVACUATION LISTING  
 (continued)

ZONES G-J

Facility	Address	Phone Number	Description	LERO Transportation Requirement	Monitoring Location	Reception Center	Time of Initial Contact/Time Evacuation Confirmation
<b>ZONE G</b>							
<b>HANDICAPPED FACILITIES</b>							
United Cerebral Palsy of Greater Suffolk (cont.) 9 Smith Lane Commack Main Office	Residence: 442 Randall Road Ridge, NY 11961	924-7537 Kim Conway and 543-5100 Dr. Joseph Andrews	4 ambulatory 1 live-in staff 1 staff (round the clock)  Transportation avail- able		LILCO Brentwood	UCP residence at 4 Media Lane, Stony Brook	
Ridge SOTCF	64 Ridge Road Ridge, N.Y. 11961	924-9601 Robert Ball, Treatment Team Leader	45 non-amb 3 amb some transp. avail.	1 bus 3 ambulettes	LILCO Brentwood	Long Island Developmental Center 133 Carmans Road Melville	
<b>NURSING/ADULT HOMES</b>							
Ridge Rest Home	P.O. Box 460 Whiskey Road Ridge, NY 11961	744-9781 Virgie Tinsley	58 ambulatory	2 buses	LILCO Brentwood	LILCO Melville	
<b>ZONE H</b>							
No facilities are located in Zone H							
<b>ZONE I</b>							
No facilities are located in Zone I							
<b>ZONE J</b>							
No facilities are located in Zone J							

HEALTH CARE FACILITIES EVACUATION LISTING  
(continued)

ZONE K

Facility	Address	Phone Number	Description	LERO Transportation Requirement	Monitoring Location	Reception Center	Time of Initial Contact/Time Evacuation Confirmation
ZONE K							
HANDICAPPED FACILITIES							
United Cerebral Palsy of Greater Suffolk 9 Smith Lane Commack Main Office	Residence: 6 Hemlock Road Mt. Sinai, NY 11766	331-2634 Betty Randall and 543-5100 Dr. Joseph Andrews	6 ambulatory 1 live-in staff 1 staff (round the clock)  Transportation avail.		LILCO Brentwood	UCP residence at 9 Acorn Road, St. James	
Independent Group Home Living (IGHL)	133 West Shore Road Mount Sinai	473-1966 Pam Johnson	9 ambulatory Transportation available		LILCO Patchogue	IGHL's Day Treatment Center East Moriches	
Maryhaven Hostel III	279 Terryville Road Port Jefferson, NY 11777	928-6655 Lewis Grossman and 298-4806 Marylee Hasberick	10 ambulatory Private trans. available		LILCO Brentwood	LILCO Melville	
NURSING/ADULT HOMES							
Woodhaven Nursing Home  AND Woodhaven Home for Adults	1360 Route 112 Port Jefferson Station, NY 11776  1350 Route 112 Port Jefferson Station, NY 11776	473-7100 Eurydice Loucopolos  473-3304 Kathleen Tansey	324 Persons:  - 114 ambulatory - 207 require ambulettes - 3 require ambulances	3 buses 2 ambulances 30 ambulettes	LILCO Patchogue	LILCO Patchogue District Office	
Oak Hollow Nursing Center  AND Crest Hall Health Related Facility	Church Lane and Oak Crest Avenue Middle Island, NY 11953  P.O. Box 518 Church Lane and Oakcrest Avenue Middle Island, NY 11953	924-8820 Joan Portnoy  924-8830 Joan Portnoy	284 persons:  - 53 ambulatory - 211 require ambulettes - 20 require ambulances	2 buses 10 ambulances 31 ambulettes 2 vans for equipment	LILCO Brentwood	La Salle Military Academy	

HEALTH CARE FACILITIES EVACUATION LISTING  
 (continued)

ZONES L-0

Facility	Address	Phone Number	Description	LERO Transportation Requirement	Monitoring Location	Reception Center	Time of Initial Contact/Time Evacuation Confirmation
ZONE L HANDICAPPED FACILITIES							
Gordon Heights - SOICF	85 West Yaphank Road Coram, New York 11727	736-6901 736-6902 Anthony Mariano Treatment Team Leader	32 clients (16 amb., 16 non-amb.) Some Private Transp. available	4 ambulettes	LILCO Brentwood	LILCO 300 Wheeler Road Islip	
NURSING/ADULT HOMES							
Millcrest Adult Home	Mill Road Yaphank, NY 11980	924-6979 Vestine Bryant	16 Ambulatory	1 bus	LILCO Brentwood	LILCO Melville	
HOSPITALS							
Suffolk Infirmary	Yaphank Avenue Yaphank, NY 11980	924-4300 Jerome Duel	215 patients: - 27 ambulatory - 58 require ambulettes - 130 require ambulances	1 bus 9 ambulettes 65 ambulances	Reception Hospital	Reception Hospital to be selected at time of emergency.	
ZONE M							
Independent Group Home Living (IGHL)	P.O. Box 651 Longwood Road Middle Island 11953	924-0765 April McElhone, Manager	12 clients 5 ambulatory 7 non-ambulatory Some Prvt Transp. avail.	2 ambulettes	LILCO Patchogue	IGHL Day Treatment Center East Moriches	
ZONE N							
Independent Group Home Living (IGHL)	135A Woodland Ave. Manorville 11979	878-8375 Neil Rosenblatt, Manager	9 ambulatory Private Transp. avail.		LILCO Patchogue	IGHL Day Treatment Center East Moriches	
ZONE O							
Independent Group Home Living (IGHL)	288 Chapman Blvd. Manorville 11949	878-6006 Donna Heitner, Manager	12 Non-ambulatory clients Private Transp. avail.		LILCO Patchogue	IGHL Day Treatment Center East Moriches	

HEALTH CARE FACILITIES EVACUATION LISTING  
(continued)

ZONE P

Facility	Address	Phone Number	Description	LERO Transportation Requirement	Monitoring Location	Reception Center	Time of Initial Contact/Time Evacuation Confirmation
ZONE P							
HANDICAPPED FACILITIES							
Association for the Help of Retarded Children 2900 Veterans Hwy. Bohemia Main Office	Work Activities Center 1180 Old Country Road Riverhead, NY 11901	747-5422 Don Foster and 585-0100 Frederick Lewis	105 ambulatory 1 non-ambulatory Transportation available: Contracted buses		LILCO Brentwood	AHRC - (Main Off) 2900 Vets Hwy. Bohemia, N.Y.	
Timothy Hill Children's Ranch	260 Middle Road Riverhead, NY 11901 House #1 House #2	369-1234 Louis Medina	10 ambulatory - Hse #1 10 ambulatory - Hse #2 Transportation available		LILCO Brentwood	LILCO 300 Wheeler Road Islip	
NURSING/ADULT HOMES							
Riverhead Nursing Home and Health Related Facility	P.O. Box 628 1146 Woodcrest Avenue Riverhead, NY 11901	727-7744 Madeline Butler	181 persons: - 60 ambulatory - 119 require ambulettes - 2 require ambulances	2 buses 1 ambulance 17 ambulettes	LILCO Riverhead	La Salle Military Academy	
HOSPITALS							
Central Suffolk Hospital (outside EPZ, located closest to Zone P)	1300 Roanoke Avenue Riverhead, NY 11901	548-6000 Robert Ecroyd or Administrator	Total Beds - 142 Of the 142, there are:  40 ambulatory 57 wheelchair 45 stretcher  Nursing Home:  26 patients - 1 stretcher - 25 wheelchair	1 bus 23 ambulances 12 ambulettes	Reception Hospitals	Reception Hospital to be selected at time of emergency.	

HEALTH CARE FACILITIES EVACUATION LISTING  
 (continued)

ZONE Q

Facility	Address	Phone Number	Description	LERO Transportation Requirement	Monitoring Location	Reception Center	Time of Initial Contact/Time Evacuation Confirmation
ZONE Q							
HANDICAPPED FACILITIES							
Maryhaven Center of Hope 48 Old Post Road Mount Sinai, N.Y. Main Office	ICF Facility 450 Myrtle Ave. Port Jefferson, NY 11777	298-4806 Marylee Hasbruch	10 non-ambulatory 2 ambulatory Transportation avail.	2 ambulettes	LILCO Patchogue	LILCO Patchogue District Office	
	Hostel IV 332 Thompson Street Port Jefferson, NY 11777	331-3564 and 928-6655 Lewis Grossman	9 ambulatory  Private transportation available		LILCO Brentwood	LILCO Melville	
	Self 1-6 Apartments 655 Belle Terre Road Port Jefferson, NY 11777	331-3334 and 928-6655 Lewis Grossman	14 ambulatory  Private transportation available		LILCO Brentwood	LILCO Melville	
Maryhaven Center of Hope	Day Residential School 450 Myrtle Avenue Port Jefferson, N.Y.	473-8300 Angie Orofino Marylee Hasbrouck 928-6655 Lewis Grossman ** Home	98 Ambulatory (70 Live-In)  Transportation Avail.  (2) 15 Passenger Vans (1) 24 Passenger Bus	2 buses	LILCO Brentwood	LILCO Melville	
BOCES Learning Center	St. Charles Hospital 200 Belle Terre Road Port Jefferson, N.Y.	473-0630 Office Flora Garsten ** Home	64 Non-Ambulatory (including 5 stretchers) 18 ambulatory  Transportation available		LILCO Brentwood	LILCO 300 Wheeler Road Islip	

HEALTH CARE FACILITIES EVACUATION LISTING  
 (continued)

ZONES Q-R

Facility	Address	Phone Number	Description	LERO Transportation Requirement	Monitoring Location	Reception Center	Time of Initial Contact/Time Evacuation Confirmation
ZONE Q (continued)							
NURSING/ADULT HOMES							
Sunrest Health Facilities, Inc.	70 North Country Road Port Jefferson, NY 11777	928-2000 Robert W. Scherdel	207 persons - 27 ambulatory - 18 require ambulances - 162 require ambulettes	1 bus 9 ambulances 23 ambulettes	LILCO Brentwood	LILCO Melville	
HOSPITALS							
St. Charles Hospital	Belle Terre Road Port Jefferson, NY 11777	473-2800 James Larkin or Administrator	Total Beds - 271 Of the 271, there are: - 149 wheelchair - 47 stretchers - 62 ambulatory	2 buses 24 ambulances 22 ambulettes	Reception Hospital	Reception Hospital to be selected at time of emergency.	
			Pre-school Handicapped Children:  165 students with private transportation		LILCO Brentwood	LILCO Melville	
John T. Mather Memorial Hospital	North Country Road Port Jefferson, NY 11777	473-1320 Wayne Shattes or Administrator	Total Beds - 238 - 118 wheelchair - 60 stretchers - 60 ambulatory	2 buses 30 ambulances 17 ambulettes	Reception Hospital	Reception Hospital to be selected at time of emergency.	
ZONE R							
No facilities are located in Zone R							



HEALTH CARE FACILITIES EVACUATION LISTING  
(continued)

ZONE S

Facility	Address	Phone Number	Description	LERO Transportation Requirement	Monitoring Location	Reception Center	Time of Initial Contact/Time Evacuation Confirmation
ZONE S HANDICAPPED FACILITIES							
Maryhaven Center of Hope 48 Old Post Road Mount Sinai Main Office	CSS Continuing Treatment 240 W. Main Street Riverhead, NY 11901  Outside EPZ located nearest Zone S	727-4044 Mrs. Fogarty and 928-6655 Lewis Grossman	50 ambulatory  Private transportation available		LILCO Brentwood	LILCO Melville	
Association for the Help of Retarded Children 2900 Veterans Hwy. Bohemia Main Office	Residence: 126 Lincoln Street Riverhead, NY 11901  Outside EPZ located nearest Zone S	727-3387 Dan Rys and 585-0100 Frederick Lewis	8 Ambulatory  Transportation available: cars/vans		LILCO Brentwood	AHRC (Main Off.) 2900 Vets Hwy. Bohemia	
	Residence: 542 Roanoke Avenue Riverhead, NY 11901  Outside EPZ located nearest Zone S	727-7179 Linda Moran and 585-0100 Frederick Lewis	6 ambulatory  Transportation available: cars/vans		LILCO Brentwood	AHRC (Main Off.) 2900 Vets Hwy. Bohemia	

SCHOOL EVACUATION LISTING

NURSERY SCHOOLS

Facility	Address	Phone Number	Description	LERO Transportation Requirements	Monitoring Location	Reception Centers	Time of Initial Contact/Time of Evacuation Confirmation
ZONE C							
Wading River Cooperative Play School	P.O. Box 334 North Country Road Wading River, NY 11792 Contact: Peggy Battaglia	929-4134 Office ** Home	Total students - 55 Max. at one time - 32 1 bus required School in Session: Sept. to June 9:00 to 3:00 p.m.	1 bus - day only	LILCO Bellmore Hicksville Roslyn	Nassau Community College	
ZONE E							
St. John's Pre-School	North Country Road Wading River, NY 11792 Contact: Jane Brady	929-3220 Office ** Home	Total students - 60 Max. at one time - 17 1 bus required School in Session: Sept. to June 9:30 to 6:00 p.m.	1 bus - day only	LILCO Bellmore Hicksville Roslyn	Nassau Community College	
ZONE F							
Alphabetland Child Enrichment Center	P.O. Box 787 Echo Avenue Miller Place, NY 11764 Contact: Marie Makrides	928-5575 Office ** Home	This facility has a total of 70 students. Largest amount at any one time is 50. School in Session: Year Round 7:00 to 6:00 p.m.	1 bus - day only	LILCO Bellmore Hicksville Roslyn	Nassau Community College	
Sound Beach Pre-School Co-op	P.O. Box 308 New York Avenue Sound Beach, NY 11789 Contact: Maryann Boasi	744-0579 Office ** Home	Total students - 73 Max. at one time - 19 1 bus required School Session: Sept. to May 9:00 to 3:00 p.m.	1 bus - day only	LILCO Bellmore Hicksville Roslyn	Nassau Community College	
St. Anselm's Nursery School	North Country Road Shoreham, NY 11786 Contact: Katherine Donnelly	744-7730 Office ** Home	Total students - 136 Max. at one time - 38 School in Session: Sept. to June 9:00 to 3:00 p.m.	1 bus - day only	LILCO Bellmore Hicksville Roslyn	Nassau Community College	
ZONE G							
Step-by-Step Early Lrng. Center	138 Radio Avenue Miller Place, NY 11764 Contact: Judy Salmon	744-9197 Office ** Home	Total students - 74 Max. at one time - 30 School in Session: Sept. to June 9:00 to 3:00 p.m. July 9:00 to 12:00 p.m.	1 bus - day only	LILCO Bellmore Hicksville Roslyn	Nassau Community College	

\*\* Home phone numbers are under separate cover.

SCHOOL EVACUATION LISTING  
(continued)

NURSERY SCHOOLS (continued)

Facility	Address	Phone Number	Description	LERO Transportation Requirements	Monitoring Location	Reception Centers	Time of Initial Contact/Time of Evacuation Confirmation
ZONE G (continued)							
Trinity Lutheran Nursery School	Route 25A Rocky Point, NY 11778 Contact: Jane Broege	744-9131 Office ** Home	Total students - 77 Max. at one time - 23 1 bus required School Session: Sept. to June 9:00 to 3:00 p.m.	1 bus - day only Sept. to June	LILCO Brentwood	St. Andrew's Lutheran Church Smithtown	
ZONE K							
Coram Child Care Center	10 Glenmere Lane Coram, NY 11727 Contact: Grace Schroff or Peter Schroff	331-9421 Office ** Home	Total students - 150 Max. at one time - 50 School Session: Sept. to June 9:00 to 4:00 p.m.	1 bus - day only	LILCO Brentwood	St. Marks Episcopal Church Montauk Hwy. Islip	
ZONE L							
Brookhaven Country Day School	P.O. Box 175 171 Long Island Avenue Yaphank, NY 11980 Contact: Neil Pollock or Lois Krugman	924-4033 Office ** Home	Max. at one time 45 students Have private transportation. School Session: Sept. to June	1 Bus - Day only	LILCO Bellmore Hicksville Roslyn	Nassau Community College	
ZONE M							
Just Kids Early Learning Center	P.O. Box 12 Longwood Road Middle Island, NY 11953 Contact: Steve Held	924-0008 Office ** Home	Total students - 390 Max. at one time - 120 School Session: Year Round 7:30 to 5:30 p.m. (some hand:apped)	3 buses - day only	LILCO Bellmore Hicksville Roslyn	Nassau Community College	
Middle Island Nursery School	Main Street Yaphank, NY 11980 Contact: Jean Files	924-3922 Office ** Home	Total students - 41 Max. at one time - 13 School session: Sept. to June Classes M,T,W,T,H. 9:30-3:00 Friday 9:30-12:00	1 bus - day only	LILCO Bellmore Hicksville Roslyn	Nassau Community College	

\*\* Home phone numbers are under separate cover.

SCHOOL EVACUATION LISTING  
 (continued)

NURSERY SCHOOLS (continued)

Facility	Address	Phone Number	Description	LERO Transportation Requirements	Monitoring Location	Reception Centers	Time of Initial Contact/Time of Evacuation Confirmation
ZONE R Central Brookhaven Head Start	P.O. Box 48 Mill Road Coram, NY 11727 Contact: Jamie Ramsey	732-7100 Office ** Home	Total students - 85 Max. at one time - 75 School Session: Sept. to June 9:00 to 3:00 p.m.	2 buses - day only	LILCO Patchogue	Head Start Patchogue	

\*\* Home phone numbers are under separate cover.

SCHOOL EVACUATION LISTING  
 (continued)

PAROCHIAL SCHOOLS

Facility	Address	Phone Number	Description	LERO Transportation Requirements	Monitoring Location	Reception Centers	Time of Initial Contact/Time of Evacuation Confirmation
ZONE K							
North Shore Christian School	324 Jayne Blvd. Port Jefferson Station, New York 11776  Contact: Pastor Kenneth Fritjofsen	473-2222 Office  **Home	School Session: Sept. to June Total 267 Children Max at one time 207	4 buses - day only	LILCO Bellmore Hicksville Roslyn	Nassau Community College	
ZONE Q							
Infant Jesus School	Sr. Patricia Grant Myrtle Avenue Port Jefferson, NY 11777	473-1211 Office ** Home	This facility has 369 students.	6 buses - day only	LILCO Bellmore Hicksville Roslyn	Nassau Community College	
ZONE S							
St. Isidore School	Sr. Rosella 515 Marcy Avenue Riverhead, NY 11901	727-1650 Office  ** Home	This facility has 233 students.	4 buses - day only	LILCO Bellmore Hicksville Roslyn	Nassau Community College	
OUTSIDE EPZ BUT MAY HAVE STUDENTS WHO LIVE IN EPZ							
Mercy H.S.	Mr. Michael Kraemer 1225 Ostrander Avenue Riverhead, NY 11901	727-5900 Office  ** Home			N/A	N/A	
St. David School	Mrs. Weber 563 Roanoke Avenue Riverhead, NY 11901	727-3901 Office  ** Home			N/A	N/A	
St. John the Evangelist School	Sr. Mary Quentin Ryan St. John's Place Riverhead, NY 11901	727-4144 Office  ** Home			N/A	N/A	

\*\*Home phone numbers are under separate cover.

SCHOOL EVACUATION LISTING  
 (continued)

PUBLIC SCHOOL DISTRICTS\*\*\*

School District	Superintendent's Name and Address	Phone Number	District's Zones	Monitoring Location	Reception Centers	Time of Initial Contact/Time of Evacuation Confirmation
ZONE A, B, C, D						
Shoreham-Wading River Central	Dr. Richard R. Doremus, Superintendent Route 25A Shoreham, NY 11786	929-8500 Office ** Home	A, B, C, D	LILCO - Bellmore Hicksville Roslyn	Nassau County Veterans Memorial Coliseum	
ZONE F, G, K, M						
Comsewogue Union Free	Alan P. Austen, Superintendent 400 Jayne Boulevard Port Jefferson Station, NY 11776	473-8100 Office ** Home	K	LILCO - Bellmore Hicksville Roslyn	Nassau County Veterans Memorial Coliseum	
Longwood Central	Dr. Nick Muto, Superintendent Middle Island-Yaphank Road Middle Island, NY 11953	345-2172 Office ** Home	G, K, M	LILCO - Bellmore Hicksville Roslyn	Nassau County Community College	
Miller Place Union Free	Robert F. Palguta, Superintendent 191 North Country Road Miller Place, NY 11764	473-0123 Office ** Home	F, K	LILCO - Bellmore Hicksville Roslyn	Nassau County Veterans Memorial Coliseum	
Mount Sinai Union Free	Dr. Peter C. Paciolla North Country Road Mt. Sinai, NY 11766	473-1991 Office ** Home	K	LILCO - Bellmore Hicksville Roslyn	Nassau County Community College	
Rocky Point Union Free	Frank J. Carasiti, Superintendent Rocky Point-Yaphank Road Rocky Point, NY 11778	744-1600 Office ** Home	F, G	LILCO - Bellmore Hicksville Roslyn	Nassau County Veterans Memorial Coliseum	

\*\* Home phone numbers are under separate cover.

\*\*\* Little Flower is considered a Health Care Facility for evacuation purposes. See Health Care Facility listing for evacuation requirements.

SCHOOL EVACUATION LISTING  
 (continued)

PUBLIC SCHOOL DISTRICTS (continued)

School District	Superintendent's Name and Address	Phone Number	District's Zones	Monitoring Location	Reception Centers	Time of Initial Contact/Time of Evacuation Confirmation
ONE, D., Q., R., S., T., U., V., W., X., Y., Z						
Patchogue-Medford Union Free	Henry P. Read, Superintendent 241 S. Ocean Avenue Patchogue, NY 11772	758-1017 Office ** Home	R	LILCO - Bellmore Hicksville Roslyn	Nassau County Community College	
Port Jefferson Union Free	Dr. Philip J. Magnarella, Superintendent Scraggy Hill Road Port Jefferson, NY 11777	473-3210 Office ** Home	Q	LILCO - Bellmore Hicksville Roslyn	Nassau County Veterans Memorial Coliseum	
Riverhead Central	Dr. Richard N. Suprina, Superintendent 700 Osborne Avenue Riverhead, NY 11901	727-8080 Ext. 210 Office ** Home	P, S	LILCO - Bellmore Hicksville Roslyn	Nassau County Veterans Memorial Coliseum	
South Manor Union Free	Gary H. Schneider, Superintendent Dayton Avenue Manorville, NY 11949	878-4441 Office ** Home	N, O	LILCO - Bellmore Hicksville Roslyn	Nassau County Veterans Memorial Coliseum	
OUTSIDE EPZ BUT MAY HAVE STUDENTS WHO LIVE IN THE EPZ						
BOCES 1	Dr. Raymond A. DeFeo 215 Old Riverhead Road Westhampton Beach, NY 11978	288-6400 Office ** Home			N/A	
BOCES 2	James Hines 201 Sunrise Highway Patchogue, NY 11772	289-2200 Office ** Home			N/A	
Center Moriches Union Free	Clayton Huey, Superintendent 511 Main Street Center Moriches, NY 11934	878-0052 Ext. 44 Office ** Home			N/A	

\*\* Home phone numbers are under separate cover.

SCHOOL EVACUATION LISTING  
 (continued)

PUBLIC SCHOOL DISTRICTS (continued)

School District	Superintendent's Name and Address	Phone Number	District's Zones	Reception Centers	Time of Initial Contact/Time of Evacuation Confirmation
OUTSIDE EPZ (continued)					
East Moriches Union Free	Charles P. Tufano, Superintendent 9 Adelaide Avenue East Moriches, NY 11940	878-0162 Office  ** Home		N/A	
Eastport Union Free	Richard C. Evans, Superintendent Main Street Eastport, NY 11941	325-0800 Office  ** Home		N/A	
Middle Country Central	Dr. Gerald Foley, Acting Superintendent 15 New Lane Selden, NY 11784	736-5730 Office  ** Home		N/A	
West Manor	Elizabeth G. Raynor, Trustee Schultz Road - P.O. Box 219 Manorville, NY 11949	325-0800 Office  ** Home		N/A	
William Floyd	Nicholas Poulos, Superintendent 240 Mastic Beach Road Mastic Beach, NY 11951	281-3020 Office  ** Home		N/A	

\*\* Home phone numbers are under separate cover.



BUS ASSIGNMENT FOR SCHOOL EVACUATION

SCHOOL	ZONE	NUMBER OF STUDENTS ENROLLED	NUMBER OF STUDENTS REQUIRING TRANSPORT	BUSES FOR EVACUATION THAT NORMALLY SERVICE SCHOOL	SUPPLEMENTARY BUSES FOR ONE WAVE EVACUATION
<u>SHOREHAM WADING RIVER SCHOOL DISTRICT</u>					
Briarcliff Road School	A	170	162	3 Seaman Shoreham	0
Miller Avenue School	A	274	261	4 Seaman Shoreham	1 Seaman Shoreham Spare
Shoreham-Wading River Middle School	B	498	473	6 Seaman Shoreham	2 Baumann Smithtown
Shoreham-Wading River High School	C	788	749	10 Seaman Shoreham	5 Seaman Shoreham Spares
Wading River School	D	386	357	6 Seaman Shoreham	1 Baumann Smithtown
<u>ROCKY POINT SCHOOL DISTRICT</u>					
Joseph A. Edgar School	F	550	523	5 Seaman Shoreham	4 Baumann Bohemia
Rocky Point Junior-Senior High School	G	1200	988	12 Seaman Shoreham	11 Baumann Bohemia
Rocky Point Elementary	G	900	855	9 Seaman Shoreham	6 Baumann Bohemia

BUS ASSIGNMENT FOR SCHOOL EVACUATION

SCHOOL	ZONE	NUMBER OF STUDENTS ENROLLED	NUMBER OF STUDENTS REQUIRING TRANSPORT	BUSES FOR EVACUATION THAT NORMALLY SERVICE SCHOOL	SUPPLEMENTARY BUSES FOR ONE WAVE EVACUATION
<u>LONGWOOD CENTRAL SCHOOL DISTRICT</u>					
Ridge Elementary School	G	1275	1212	16 Suburbia Middle Island	5 Baumann Riverhead
West Middle Island Elementary School	K	806	766	10 Suburbia Middle Island	3 Coram, Coram
Coram Elementary School	K	991	942	13 Suburbia Middle Island	3 Coram, Coram
Longwood Middle School/Junior High School	M	2680 Split Session	1273	22 Suburbia Middle Island	0
Longwood High School	M	1879	1429	31 Suburbia Middle Island	5 Baumann Smithtown
Charles E. Walters Elementary School	M	1042	990	8 Suburbia Middle Island	9 Suburbia Bohemia
<u>MILLER PLACE SCHOOL DISTRICT</u>					
North Country Road School	F	425	404	4 Suburbia Middle Island	3 United Coram
Andrew Muller Primary School	F	786	747	6 Suburbia Middle Island	7 United Coram
Sound Beach School	F	600	570	5 Suburbia Middle Island	5 United Coram
Miller Place High School	K	807	614	6 Suburbia Middle Island	10 United Coram

BUS ASSIGNMENT FOR SCHOOL EVACUATION

SCHOOL	ZONE	NUMBER OF STUDENTS ENROLLED	NUMBER OF STUDENTS REQUIRING TRANSPORT	BUSES FOR EVACUATION THAT NORMALLY SERVICE SCHOOL	SUPPLEMENTARY BUSES FOR ONE WAVE EVACUATION
<u>MT. SINAI SCHOOL DISTRICT</u>					
Mt. Sinai Junior High School	K	864	812	14 Harborview Coram	0
Mt. Sinai Elementary School	K	966	912	16 Harborview Coram	0
<u>PORT JEFFERSON SCHOOL DISTRICT</u>					
Port Jefferson Junior High School	Q	289	275	1 Suburbia Middle Island	4 Bruno Lake Ronkonkoma
Port Jefferson Elementary School	Q	563	535	5 Suburbia Middle Island	4 Baumann Bohemia
Earl L. Vandermeulen High School	Q	1150	875	8 Suburbia Middle Island	14 Baumann Northport
<u>COMSEWOGUE SCHOOL DISTRICT</u>					
Clinton Avenue Elementary School	K	452	468	6 Medi Bus Port Jefferson Station	2 Baumann Smithtown
Comsewogue Senior High School	K	1355	1031	11 Medi Bus Port Jefferson Station	15 Suffolk Bay Shore
Terryville Elementary School	K	402	382	3 Medi Bus Port Jefferson Station	4 Starlite East Northport
J.F. Kennedy Junior High School	K	589	560	9 Medi Bus Port Jefferson Station	1 Bruno Lake Ronkonkoma

BUS ASSIGNMENT FOR SCHOOL EVACUATION

SCHOOL	ZONE	NUMBER OF STUDENTS ENROLLED	NUMBER OF STUDENTS REQUIRING TRANSPORT	BUSES FOR EVACUATION THAT NORMALLY SERVICE SCHOOL	SUPPLEMENTARY BUSES FOR ONE WAVE EVACUATION
<u>PATCHOGUE-MEDFORD SCHOOL DISTRICT</u> Eagle Elementary School	R	814	774	13 United Coram	0
<u>SOUTH MANOR SCHOOL DISTRICT</u> South Street School	O	500	475	8 Adelwerth Eastport	0
Dayton Avenue School	N	425	404	7 Adelwerth Eastport	0
<u>RIVERHEAD CENTRAL SCHOOL DISTRICT</u> Riley Avenue Elementary School	P	351	315	6 Riverhead School District	0
Pulaski Street Elementary School	S	544	517	9 Riverhead School District	0
Riverhead Junior High School	S	755	718	12 Riverhead School District	0
Riverhead High School	S	1019	775	20 Riverhead School District	0

BUS ASSIGNMENT FOR SCHOOL EVACUATION

SCHOOL	ZONE	NUMBER OF STUDENTS ENROLLED	NUMBER OF STUDENTS REQUIRING TRANSPORT	BUSES FOR EVACUATION THAT NORMALLY SERVICE SCHOOL	SUPPLEMENTARY BUSES FOR ONE WAVE EVACUATION
<u>NURSERY SCHOOLS</u>					
Wading River Cooperative Play School	C	32	32	0	1 Amboy Setauket
St. John's Pre-School	E	17	17	0	1 Amboy Setauket
St. Anselm's Nursery School	F	38	38	0	1 Amboy Setauket
Trinity Lutheran Nursery School	G	50	50	0	1 Amboy Setauket
Sound Beach Pre-School Co-op	F	19	19	0	1 Amboy Setauket
Step by Step Early Learning Center	G	30	30	0	1 Amboy Setauket
Alphabetland Child Enrichment Center	F	50	50	0	1 Medi Bus Port Jefferson Station
Coram Child Care Center	K	50	50	0	1 Amboy Bohemia
Central Brookhaven Head Start	R	75	75	0	2 Amboy Bohemia
Middle Island Nursery School	M	13	13	0	1 Amboy Bohemia
Brookhaven Country Day School	L	45	45	0	1 Amboy Bohemia
Just Kids Early Learning Center	M	120	120	0	3 Coram Coram



### AMBULANCE/AMBULETTE DRIVER PROCEDURE

1. Receive dosimetry equipment from the Dosimetry Record Keeper, consisting of 1 direct-reading dosimeter (0-200 mR), 1 direct-reading dosimeter (0-5 R) and 1 thermoluminescent dosimeter (TLD). Don this equipment immediately.
2. Complete the Emergency Worker Dose Record Form. Retain a copy of the completed form.
3. Obtain an Ambulance Packet which contains:
  - a. Ambulance/Ambulette Driver Procedure
  - b. Zone map showing location of Homebound Invalids or Special Facilities
  - c. Map of Emergency Planning Zone
  - d. Hagstrom maps for identifying location of reception facilities
  - e. Instruction card for the deaf
  - f. Copies of Ambulance/Ambulette Dispatch Forms, Attachment 13
  - g. Pen or Pencil
4. Receive a pickup and reception facility assignment from the Ambulance Coordinator or designee.
5. Proceed to the pickup location. If the pickup cannot be completed for some reason, call the Ambulance Coordinator at 582-8763, for an additional assignment. He will have you fill out a Dispatch Form, Attachment 13.
6. Take evacuees to the designated facility for monitoring.
7. Proceed to the designated relocation center and admit evacuee(s). If evacuating a hospital contact the Ambulance Coordinator at 582-8762/8763 while you are at the reception hospital. You may be directed to make additional round trips before returning to the EWDF. If you cannot get to a phone or cannot get through after several tries, return to the EWDF in Brentwood.
8. Return to the Emergency Worker Decontamination Facility (EWDF) at Brentwood for reassignment.
9. Check your direct-reading dosimeters at 15-minute intervals.
10. If readings go beyond the scale on the 0-200 mR dosimeter, inform the Ambulance Coordinator when you return to the EWDF. Read the 0-5 R dosimeter.

AMBULANCE/AMBULETTE DRIVER PROCEDURE  
(continued)

11. If you break or lose a dosimeter or TLD badge, inform the Ambulance Coordinator when you return to the EWDF.
12. At a reading of 3.5 R, inform the Ambulance Coordinator of the dosimeter reading. At a reading of 5 R, if a higher radiation dose is not authorized, return to the EWDF after completing your route and ensure the Ambulance Coordinator provides a replacement.



RECEPTION HOSPITAL LISTING\*

SUFFOLK COUNTY

Hospital Name	Address	Telephone Numbers	Number of Additional Patient Which Can Be Accommodated					Time of Contact
			General Admission	Maternity/Newborns	Pediatrics	Med./Surg.	ICU/CCU	
1. Eastern Long Island Hospital	201 Manor Place, Greenport	477-1000						
2. Southampton Hospital	240 Meeting House Lane, Southampton	283-2600						
3. Community Hospital Western Suffolk	Route 111 and Smithtown Bypass, Smithtown	979-9800						
4. St. John's Episcopal Hospital	Route 25A, Smithtown	360-2000						
5. Northport V.A. Hospital	Middleville Road, Northport	261-4400						
6. Huntington Hospital	270 Park Avenue, Huntington	351-2000						
7. Southside Hospital	Montauk Highway, Bay Shore	968-3000						
8. Good Samaritan Hospital	1000 Montauk Highway, West Islip	957-4000 661-3000						
9. Brunswick General Hospital	366 Broadway, Amityville	789-7000						

(to be filled in at time of emergency)

\* All hospitals listed are at least 5 miles beyond the edge of the 10 mile EPZ and are capable of treating contaminated individuals. See plan section 3.7-1.

RECEPTION HOSPITAL LISTING\*  
 (continued)

NASSAU COUNTY

Hospital Name	Address	Telephone Numbers	Number of Additional Patient Which Can Be Accommodated					Time of Contact
			General Admission	Maternity/Newborns	Pediatrics	Med./Surg.	ICU/CCU	
1. Central General Hospital	888 Old Country Road, Plainview	681-8900						
2. Mid-Island Hospital	4295 Hempstead Turnpike, Bethpage	579-6000						
3. Syosset Community Hospital	221 Jericho Turnpike, Syosset	496-6400						
4. Nassau County Medical Center	2201 Hempstead Turnpike, E. Meadow	542-0123						
5. Hempstead General Hospital	800 Front Street, Hempstead	560-1200						
6. Long Beach Memorial Hospital	455 E. Bay Drive, Long Beach	432-8000						
7. South Nassau Communities Hospital	2445 Oceanside Road, Oceanside	763-2030						
8. Mercy Hospital	1000 North Village Avenue, Rockville Centre	255-0111						
9. Winthrop University Hospital	259 First Street, Mineola	663-0333						
10. Community Hospital Glen Cove	St. Andrews Lane, Glen Cove	676-5000						

(to be filled in at time of emergency)

\* All hospitals listed are at least 5 miles beyond the edge of the 10 mile EPZ and are capable of treating contaminated individuals. See plan section 3.7-1.

RECEPTION HOSPITAL LISTING\*  
 (continued)

NASSAU COUNTY (continued)

Hospital Name	Address	Telephone Numbers	Number of Additional Patient Which Can Be Accommodated					Time of Contact
			General Admission	Maternity/Newborns	Pediatrics	Med./Surg.	ICU/CCU	
11. St. Francis Hospital	100 Port Washington Blvd., Roslyn	627-6200						
12. North Shore University Hospital	300 Community Drive, Manhasset	562-0100						
13. Long Island Jewish-Hillside Medical Center	1554 Northern Boulevard, Manhasset	627-9000						
14. Franklin General Hospital	900 Franklin Avenue, Valley Stream	825-8800						

(to be filled in at time of emergency)

\* All hospitals listed are at least 5 miles beyond the edge of the 10 mile EPZ and are capable of treating contaminated individuals. See plan section 3.7-1.

LIST OF AMBULANCE COMPANIES UNDER CONTRACT

COMPANY NAME	VEHICLE YARD LOCATION	TIME OF CONTACT	24-HOUR TELEPHONE NUMBER	EMERGENCY CONTACT PERSONNEL: WRITE IN NAME IF DIFFERENT	HOME TELEPHONE	AMBULANCES		AMBULETTES	
						CONT.	AVAIL.	CONT.	AVAIL.
Bi-County Ambulance and Ambulette Transport Service, Inc.	225 Oser Ave., Hauppauge P.O. Box 726 (Mail) Smithtown, N.Y.		543-0880 273-1100	Julius Richman Scott Tabel		4		4	
Gosline Ambulance Service, Inc.	536 Broadway Amityville		789-3900	John Conner Paul Gosline Aaron Davidson		3		2	
Guardian Ambulance Service	784 Jericho Turnpike St. James AND 280 W. Sunrise Highway Freeport		Suffolk: 584-7500 Nassau: 623-5300	Suffolk: Audry Duffy Nassau: Gerald Bartlett, Mgr.	Controlled Material Stored Under Separate Cover	10		8	
Medi-Bus, Inc.	225 Oser Avenue Hauppauge AND 1575 Route 112 Port Jefferson		273-1100 543-0880	Julius Richman Richard Gabriele		5		43	
Mercy Medical Transport Service, Inc.	23 Alabama Avenue Island Park, NY		431-0444	Chris Cunningham Brenda Bedia Jack Gerry		3		4	
Nationwide Nassau Ambulance Service, Inc.	111-02 Rockaway Beach Blvd. Rockaway Beach, N.Y.		(718) 318-2900	Soldeig Eisbert, Owner		3		8	
Orlando Ambulance and Ambulette Service, Inc.	280 W. Sunrise Highway Freeport		867-2094	Audrey Duffy Peter Ciaravolo Gerald Bartlett, Mgr.		2		4	

LIST OF AMBULANCE COMPANIES UNDER CONTRACT  
 (continued)

COMPANY NAME	VEHICLE YARD LOCATION	TIME OF CONTACT	24-HOUR TELEPHONE NUMBER	EMERGENCY CONTACT PERSONNEL: WRITE IN NAME IF DIFFERENT	HOME TELEPHONE	AMBULANCES		AMBULETTES	
						CONT.	AVAIL.	CONT.	AVAIL.
Peconic Ambulance Service, Inc.	Edgar Ave. Aquebogue		722-8282	Sean McCabe Mark Kwasna Frank Keeley		8		2	
Stat Equipment Corporation	225 Oser Avenue Hauppauge		273-1100 543-0880	Lon Fricano Debra Leopardi Gerald Bartlett, MGR		6		2	
Transportation With Care Ambulance-Ambulette Service	212 W. Park Avenue Long Beach, NY		431-4334	Bob MacDonald Al Liguori George Magee Joe Levy	Controlled Material Stored Under Separate Cover	5		4	
Weir Metro AmbuService, Inc.	810 South 4th Street Ronkonkoma, N.Y. and 1028 Freeman Street Bronx, N.Y.		981-1114; 981-1115 or 1116 Bronx (212) 842-0300	Facility never closed; call Dispatcher on duty		8 6		7 42	

### SPECIAL POPULATION VAN/BUS DRIVER PROCEDURE

1. Receive dosimetry equipment from the Dosimetry Record Keeper consisting of 1 direct-reading dosimeter (0-200 mR), 1 direct-reading dosimeter (0-5 R) and 1 thermoluminescent dosimeter (TLD). Don this equipment immediately.
2. Complete the Emergency Worker Dose Record Form. Retain a copy of the completed form.
3. Obtain from the special population Bus Dispatcher a dispatch form which identifies a bus company yard and a route/facility assignment. Also obtain a special population Bus Driver Packet. This packet contains the following items:
  - a. Special population bus driver procedure
  - b. Either a curbside pick up route map or a map to a special facility and reception location
  - c. Transfer point map
  - d. Instruction card for the deaf
  - e. Driving instructions to various points involved in the evacuation
  - f. Pen
  - g. "Handicap Pick up" sign
4. Upon instruction from the special population Bus Dispatcher, proceed to the bus company yard and obtain either a bus or van as designated.
5. Check the vehicle for gas and operability. Fill out bus lease receipt form. Leave pink copy with the bus yard dispatcher. Put sign in bus window.
6. If directed to prestage, return to the Patchogue staging area with bus or van. Otherwise, proceed on your evacuation assignment directly from the bus company yard.

SPECIAL POPULATION VAN/BUS DRIVER PROCEDURE  
(continued)

7. If assigned a curbside pick up route:
  - a. Using transfer point map, proceed to assigned zone
  - b. Using the route map, proceed to indicated homes
  - c. Where possible, drive to curb in front of person's house
  - d. Put on flashing signal lights when picking up or discharging people
  - e. Go to the door and identify yourself and function. If evacuee has difficulty hearing, use instruction card
  - f. Where necessary, help people on to the vehicle.
  - g. Pick up only the people indicated on the map and their companions.
  - h. Note on maps which people were picked up and which were not at home.
  - i. After all pick ups are completed or if vehicle becomes full, proceed to the nearest activated transfer point.
  - j. Upon arrival at the transfer point, the Transfer Point Coordinator will identify the next bus that will be dispatched to the reception center. Park close to that vehicle and to the extent necessary, assist your passengers in getting on the other bus.
  - k. Use the Transfer Point Radio to transmit the names of the people picked up to the EOC via the Staging Area Bus Dispatcher and identify any people who were not at home.
  - l. If necessary, return to the zone and pick up the remaining evacuees.

SPECIAL POPULATION VAN/BUS DRIVER PROCEDURE  
(continued)

- m. Periodically check your dosimeters. If the reading reaches 3.5 R, notify the special population Bus Dispatcher at the Patchogue Staging Area. At 5 R, if a higher radiation dose is not authorized, proceed to a transfer point and drop off your passengers. Contact the special population Bus Dispatcher at the Patchogue Staging Area; arrange for a replacement and report to the Emergency Worker Decontamination Facility for monitoring and possible decontamination.
8. If assigned to assist in the evacuation of a Special Facility:
  - a. Using map provided, proceed to the special facility.
  - b. Upon arrival, proceed to the office of the person in charge and identify yourself.
  - c. Assist in boarding the bus/van the number of evacuees authorized for that size vehicle.
  - d. Take evacuees to the Emergency Worker Decontamination Facility at Brentwood or other facility as indicated in the packet for monitoring. If evacuating the Suffolk Infirmary or any hospitals do not report to the monitoring center prior to going to the reception hospitals. Evacuees will be monitored upon arrival at the Reception Hospital.
  - e. Proceed to the reception location and assist evacuees off the bus. Call the Special Facility Evacuation Coordinator at 582-8756 and tell him of your arrival.
9. After dropping off evacuees, proceed to the Emergency Worker Decontamination Center at Brentwood.
10. At the EWDF, turn in your dosimetry, and the Yellow Copy of your Bus Lease Receipt Form.
11. If you have a van, contact the Ambulance Coordinator and find out if he needs a special dispatch.
12. Return to the Bus Yard and fill out Part II of the Bus Lease Receipt Form. Ensure that you sign the form.
13. Give the completed form to the Bus Company Dispatcher before leaving the bus yard.



SPECIAL POPULATION BUS DISPATCHER BRIEFING FORM

BUS DISPATCHERS: READ THE FOLLOWING SECTIONS TO LERO PERSONNEL PRIOR TO DISPATCH.

TO SPECIAL POPULATION BUS DRIVERS:

- 1) Read your procedure which is in your packet. This procedure contains all the information required for you to perform your job.
- 2) The following are important points to note from your procedure:
  - a) When directed, open the book of driving instructions to the page number indicated on the form for directions to your bus company yard. Proceed to the Bus Company Yard.
  - b) Upon arrival at the bus company yard, report to the Bus Company Dispatcher. When he designates a bus, examine the vehicle to ensure it operates properly. Complete Part I of the Bus Lease Receipt Form which is in your packet. Give the Bus Company Dispatcher the Pink Copy of the form.
  - c) If prestaging return to this facility, the Patchogue Staging Area. Park your bus along Conklin Avenue and report back to me.
  - d) If assigned to a curbside pickup route be sure to read all of Step 7 of your procedure. If assigned to a Special Facility be sure to read all of Step 8.
  - e) Report any road impediments observed to a Transfer Point Coordinator or else contact the EOC.
- 3) Upon completion of your duties, return to the EWDF in Brentwood.
- 4) Ensure you have received dosimetry before leaving the Staging Area for your field assignment.
- 5) Do you have any questions?

### HOMEBOUND EVACUATION MESSAGE

Hello. My name is \_\_\_\_\_. I am the [state title] with the Local Emergency Response Organization (LERO). As you may be aware, a [Site Area or General] emergency has been declared at the Shoreham Power Station. LERO is recommending that you evacuate to a location outside the 10-mile Emergency Planning Zone.

In past correspondence with us, you have indicated that you would require a [state type of pickup]\* to assist your evacuation. Do you still require this type of assistance? Do you have any other special transportation needs?

A vehicle has been dispatched to your home to transport you to [state hospital or reception center] and will be arriving within approximately \_\_\_\_\_ [hours (minutes)]. If you are currently taking special medications, please bring your supply with you.

It is anticipated that the emergency will be short lived, but as a precaution, it may be wise to bring a change of clothing. You will be provided with food, lodging, and medical care at the emergency facilities. LERO will provide transportation back to your home following the emergency.

If an ambulance has not arrived within a reasonable time past the expected time of arrival, please call me at [state telephone number]. Do you have any further questions?

NOTE: Message is to be changed to suit particular circumstances of the emergency at the time call is made.

---

\* Curbside pickup  
Ambulette pickup  
Ambulance pickup



HEALTH CARE FACILITIES EVACUATION MESSAGE

Hello. My name is \_\_\_\_\_. I am the [state title] with the Local Emergency Response Organization (LERO). As you probably know, a [Site Area or General] emergency has been declared at the Shoreham Nuclear Power Station. LERO is recommending that you evacuate your [clients, residents, or patients] and staff to a location outside the 10-mile Emergency Planning Zone.

(Fill out the following based on information in Attachment 2)

Our records show that you have \_\_\_\_\_ transportation available and that LERO will be providing \_\_\_\_\_. Will this be adequate to evacuate your facility?

(If the answer is no, write down additional vehicles required on Attachment 2).

Your facility has been assigned for monitoring at the (monitoring location) and will be then proceeding to the (reception center). Have evacuees using non-LERO transportation go to the (monitoring location) for monitoring.

I will be your point of contact with LERO for any further assistance. Please call me at [insert telephone number] when the evacuation of your facility is completed.

NOTE: Message is to be changed to suit particular circumstances of the emergency at the time call is made.



SCHOOL PROTECTIVE ACTION IMPLEMENTATION MESSAGE

4. (Take Shelter at School)

Sheltering consists of keeping the children indoors and closing windows, doors and outside ventilation. LERO will notify you as soon as the children may be safely sent home.

(GO TO PARAGRAPH #6)

5. (Evacuate)

To implement an evacuation you should contact the bus yards that normally provide buses to your school and direct that the buses and drivers be mobilized and dispatched to your schools.

In order to assist your school(s) with an evacuation, LERO will be providing the following transportation assistance.

Licensed LERO bus drivers will be reporting to the bus yards that normally provide buses for your school district. The Bus Yard Dispatcher may assign these LERO school bus drivers to drive buses for any of the regular school bus drivers who are unavailable. LERO is presently contacting the bus yards to inform them that these auxiliary bus drivers will be arriving at the bus yard. Your school officials will be responsible for informing the bus yard dispatcher whether the buses should be mobilized.

In addition, LERO will be sending additional buses directly to the schools to ensure that there is a sufficient number of buses available to evacuate all the children at one time. School officials may either hold these buses on a standby basis or use them immediately.

LERO bus drivers will take the children to the School Relocation Centers at the (Nassau Coliseum/Nassau Community College) or to any other destination your school officials may wish to designate. Please have someone at each school meet the buses and tell them what actions you wish them to take.

Please have one or two teachers go with each bus to help with the children.

(Go to Paragraph #6)

SCHOOL PROTECTIVE ACTION IMPLEMENTATION MESSAGE

6. Further information on the emergency situation is available on the radio over the emergency broadcast system. LERO will broadcast information on your school's actions in order to notify parents.

Do you have any questions?

Have you decided what protective actions you are planning to take? Or will you need to call me back? (See note)

Do you need any assistance in implementing this protective action?

Again my name is \_\_\_\_\_, and my telephone number is \_\_\_\_\_. If any problems occur during the emergency or if you change your protective action decisions please give me a call. Please stay tuned to WPLR or other Local Emergency Broadcast Station for further information.

NOTE: If the school (district) decides to evacuate, and this was not the recommended protective action, read paragraph #5 and notify the Special Facilities Evacuation Coordinator immediately.

PREDETERMINED VEHICLE REQUIREMENTS  
FOR SPECIAL POPULATION EVACUATION

ZONES	EKN +	VEHICLE TYPE	CBSD/HMBD PICKUP	SPECIAL** FACILITIES		TOTAL	
				Day	Night*	Day	Night
0-2 MILES							
A,B,C,D,E	1	Bus	1	4	3	5	4
		Van	1	---	---	1	1
		Ambulance	5	---	---	5	5
		Ambulette	2	---	---	2	2
0-5 MILES							
A-E,F	2	Bus	1	5	4	6	5
		Van	5	---	---	5	5
		Ambulance	7	1	1	8	8
		Ambulette	5	1	1	6	6
A-E,F,G	3	Bus	2	8	7	10	9
		Van	5	---	---	5	5
		Ambulance	9	1	1	10	10
		Ambulette	6	4	4	10	10
A-E,F,G,H	4	Bus	2	8	7	10	9
		Van	5	---	---	5	5
		Ambulance	10	1	1	11	11
		Ambulette	6	4	4	10	10
A-E, G, H	5	Bus	2	7	6	9	8
		Van	1	---	---	1	1
		Ambulance	8	---	---	8	8
		Ambulette	3	3	3	6	6
A-E,F,G,H,I	6	Bus	2	8	7	10	9
		Van	5	---	---	5	5
		Ambulance	10	1	1	11	11
		Ambulette	6	4	4	10	10
A-E,G,H,I,J	7	Bus	2	7	6	9	8
		Van	2	---	---	2	2
		Ambulance	10	---	---	10	10
		Ambulette	6	3	3	9	9

\*Night: 8 p.m. to 6 a.m.

+EKN - Evacuation Keyhole Number

\*\* : Excludes vehicles for evacuation of Suffolk Infirmary and Hospitals. See Page 4 of Attachment for Hospital Listing.



PREDETERMINED VEHICLE REQUIREMENTS  
 FOR SPECIAL POPULATION EVACUATION  
 (continued)

ZONES	+ EKN	VEHICLE TYPE	CRSD/HMBD PICKUP	SPECIAL** FACILITIES		TOTAL	
				Day	Night*	Day	Night
0-5 MILES							
A-E, H, I, J	8	Bus	1	4	3	5	4
		Van	2	---	---	2	2
		Ambulance	6	---	---	6	6
		Ambulette	2	---	---	2	2
A-E, I, J	9	Bus	1	4	3	5	4
		Van	2	---	---	2	2
		Ambulance	5	---	---	5	5
		Ambulette	2	---	---	2	2
A-E, J	10	Bus	1	4	3	5	4
		Van	2	---	---	2	2
		Ambulance	5	---	---	5	5
		Ambulette	2	---	---	2	2
COMPLETE 0-5 MILE EVACUATION							
A-J	11	Bus	2	8	7	10	9
		Van	6	---	---	6	6
		Ambulance	10	1	1	11	11
		Ambulette	6	4	4	10	10
0-10 MILES							
A-J, K, Q	12	Bus	3	16	15	19	18
		Van	7	2	2	9	9
		Ambulance	11	22	22	33	33
		Ambulette	8	90	90	98	98
A-J, K, L, Q, R	13	Bus	4	17	16	21	20
		Van	7	2	2	9	9
		Ambulance	13	22	22	35	35
		Ambulette	10	94	94	104	104
A-J, K, L, M, Q, R	14	Bus	4	17	16	21	20
		Van	7	2	2	9	9
		Ambulance	13	22	22	35	35
		Ambulette	12	96	96	108	108

\*Night: 8 p.m. to 6 a.m.

\*EKN - Evacuation Keyhole Number

\*\* : Excludes vehicles for evacuation of Suffolk Infirmary and Hospitals. See Page 4 of Attachment for Hospital Listing.

PREDETERMINED VEHICLE REQUIREMENTS  
FOR SPECIAL POPULATION EVACUATION  
(continued)

ZONES	+ EKN	VEHICLE TYPE	CBSD/HMBD PICKUP	SPECIAL** FACILITIES		TOTAL	
				Day	Night*	Day	Night
0-10 MILES							
A-J,K,L,M,N, Q,R	15	Bus	4	17	16	21	20
		Van	7	2	2	9	9
		Ambulance	13	22	22	35	35
		Ambulette	13	96	96	109	109
A-J,K,L,M,N, O,R	16	Bus	5	14	13	19	18
		Van	6	2	2	8	8
		Ambulance	14	13	13	27	27
		Ambulette	12	71	71	83	83
A-J,L,M,N,O,S	17	Bus	4	9	8	13	12
		Van	6	---	---	6	6
		Ambulance	12	1	1	13	13
		Ambulette	10	10	10	20	20
A-J,N,O,P,S	18	Bus	4	10	9	14	13
		Van	7	---	---	7	7
		Ambulance	11	2	2	13	13
		Ambulette	8	21	21	29	29
A-J,O,P,S	19	Bus	3	10	9	13	12
		Van	7	---	---	7	7
		Ambulance	11	2	2	13	13
		Ambulette	7	21	21	28	28
A-J,P	20	Bus	2	10	9	12	11
		Van	7	---	---	7	7
		Ambulance	10	2	2	12	12
		Ambulette	7	21	21	28	28
COMPLETE 0-10 MILE EVACUATION							
A-S	21	Bus	5	19	18	24	23
		Van	8	2	2	10	10
		Ambulance	14	23	23	37	37
		Ambulette	14	113	113	127	127

\*Night: 8 p.m. to 6 a.m.

+EKN - Evacuation Keyhole Number

\*\* : Excludes vehicles for evacuation of Suffolk Infirmary and Hospitals. See Page 4 of Attachment for Hospital Listing.

PREDETERMINED VEHICLE REQUIREMENTS  
FOR EVACUATION OF:

<u>FACILITY</u>	<u>ZONE</u>	<u>BUSES</u>	<u>NUMBER OF VEHICLES</u>	
			<u>AMBULANCES</u>	<u>AMBULETTES</u>
Suffolk Infirmary	L	1	65	9
Central Suffolk Hospital	P	1	23	12
John T. Mather Hospital	Q	2	30	17
St. Charles Hospital	Q	2	24	22

AMBULANCE/AMBULETTE DISPATCH FORM

Zone

Map Code

\_\_\_\_\_  
NUMBER

EVACUEE INFORMATION

NAME/FACILITY: \_\_\_\_\_

ADDRESS: \_\_\_\_\_

TOWN: \_\_\_\_\_

PHONE: \_\_\_\_\_ PICK-UP TIME: \_\_\_\_\_ AM  
PM

RECEPTION FACILITY INFORMATION

MONITORING LOCATION: \_\_\_\_\_

RECEPTION LOCATION NAME: \_\_\_\_\_

ADDRESS: \_\_\_\_\_ TOWN: \_\_\_\_\_

PHONE: \_\_\_\_\_ DELIVERY TIME: \_\_\_\_\_ AM  
PM

DISPATCH INFORMATION

AMBULANCE:  AMBULANCE COMPANY: \_\_\_\_\_

AMBULETTE:  AMBULANCE UNIT NUM: \_\_\_\_\_

OTHER:  DRIVER(S) NAME: \_\_\_\_\_

COMMENTS: \_\_\_\_\_

DISPATCHED BY: \_\_\_\_\_ TIME: \_\_\_\_\_ AM  
PM

RETURN TO EOC TIME: \_\_\_\_\_ AM RELEASED BY: \_\_\_\_\_ PM

ORIGINAL: AMBULANCE COORDINATOR COPIES: (2) AMBULANCE DRIVER

### LERO SCHOOL BUS DRIVER PROCEDURE

1. Upon callout LERO School Bus Drivers should report to bus yard designated in callout packet.
2. At bus yard, proceed to the bus yard dispatcher's office. Inform the bus yard dispatcher that:
  - a) There is a Shoreham emergency and that you are a LERO School Bus Driver.
  - b) You have a current New York State Class 2 Driver's License.
  - c1) (At a bus yard that normally provides buses to an EPZ school)  
You are available if needed to drive a bus to support an evacuation of the school children or accompany a regular school bus driver who has not received dosimetry training.
  - c2) (At a bus yard that does not normally provide buses to an EPZ school)  
Request that a bus be assigned to you.
3. After a bus has been assigned to you, obtain an Assignment Packet from the LERO box. (The LERO box will either be stored in the bus yard dispatcher's office or brought by one of the LERO bus drivers). If accompanying a regular bus driver, pick a packet for that bus drivers regular school assignment. If all packets have already been taken, report to the Bus Dispatcher at the Patchogue Staging Area.
4. Ensure the Assignment Packet contains:
  - a) One 0-200 mR Direct Reading Dosimeter (DRD)
  - b) One 0-5R DRD
  - c) One Thermoluminescent Dosimeter (TLD)
  - d) Emergency Worker Dose Record Form (OPIP 3.9.1, Att. 2)
  - e) Emergency Worker Bus Driver Badge
  - f) Bus Lease Receipt Form (OPIP 3.6.4, Att. 14)
  - g) Directions to School

## LERO SCHOOL BUS DRIVER PROCEDURE

(Continued)

- h) Directions to School Relocation Center
  - i) School Relocation Center Area Diagram
  - j) School Relocation Center Location Assignments
  - k) School Children Log Out Form
  - l) Directions to the EWDF
  - m) Pen or Pencil
5. Fill out Part I of the Emergency Worker Dose Record Form. Check both DRDs to ensure they are reading between zero and 20% of full scale. If necessary zero the dosimeter. Enter the readings in the column marked "Initial" in Part II of the Emergency Worker Dose Record Form. Keep all 3 parts of this form with you.
  6. Clip both DRDs and the TLD to your outer clothing on the upper part of your body.
  7. Examine the assigned bus and fill out Bus Lease Receipt Form. Leave Pink Copy with the bus yard dispatcher.
  8. Proceed to the designated school. Identify yourself to a school staff member and inform them you are available to assist in evacuating the school if needed.
  9. When directed by school personnel assist in loading children. Request that a school staff member accompanies the children.
  10. Take the children to the designated relocation center, unless told differently by the school staff member. The school representative has final say on the bus destination.
  11. Provide the school representative with the School Relocation Center Location Assignments and the School Children Log Out Form.
  12. Upon arrival at the School Relocation Center drop off children at the location designated on the School Relocation Center Area Diagram.
  13. Park the bus and take the keys with you.

LERO SCHOOL BUS DRIVER PROCEDURE

(Continued)

14. Proceed to the School Relocation Center Assignment Station shown on the School Relocation Center Area Maps and pick up an assignment packet.
15. Perform the assignment identified in the packet.
16. When told that your job is completed by a School Relocation Center Staff member, proceed to the EWDF.
17. At the EWDF, turn in your dosimetry, two copies of Emergency Worker Dose Record Form and the Yellow Copy of your Bus Lease Receipt Form.
18. Return to the Bus Yard and fill out Part II of the Bus Lease Receipt Form. Ensure that you sign the form.
19. Give the completed form to the bus company dispatcher before leaving the bus yard.

CURBSIDE PICKUP ROUTE ASSIGNMENTS

ZONES	EKN*	ASSIGN A DRIVER TO EACH BUS ROUTE OR GROUP OF ROUTES	ASSIGN A DRIVER TO EACH VAN ROUTE OR GROUP OF ROUTES
0-2 MILES			
A, B, C, D, E	1	Bus B, C and D	Van E
0-5 MILES			
A-E, F	2	Bus B, C and D	Van E Van F1 Van F2 Van F3 Van F4
A-E, F, G	3	Bus B, C and D	Van E
A-E, F, G, H	4	Bus G	Van F1
A-E, F, G, H, I	6		Van F2 Van F3 Van F4
A-E, G, H	5	Bus B, C and D Bus G	Van E
A-E, G, H, I, J	7	Bus B, C and D Bus G	Van E Van J
A-E, H, I, J	8	Bus B, C and D	Van E
A-E, I, J	9		Van J
A-E, J	10		
COMPLETE 0-5 MILE EVACUATION			
A-J	11	Bus B, C and D Bus G	Van E Van F1 Van F2 Van F3 Van F4 Van J

\* EKN - Evacuation Keyhole Number



CURBSIDE PICKUP ROUTE ASSIGNMENTS  
 (continued)

ZONES	EKN*	ASSIGN A DRIVER TO EACH BUS ROUTE OR GROUP OF ROUTES	ASSIGN A DRIVER TO EACH VAN ROUTE OR GROUP OF ROUTES
0-10 MILE			
A-J,K,Q	12	Bus B, C and D Bus G Bus K	Van E Van F1 Van F2 Van F3 Van F4 Van J Van Q
A-J,K,L,Q,R	13	Bus B, C and D Bus G Bus K Bus L and R	Van E Van F1 Van F2 Van F3 Van F4 Van J Van Q
A-J,K,L,M,Q,R	14	Bus B, C and D Bus G Bus K Bus L, M and R	Van E Van F1 Van F2 Van F3 Van F4 Van J Van Q
A-J,K,L,M,N,Q,R	15	Bus B, C and D Bus G Bus K Bus L, M, N and R	Van E Van F1 Van F2 Van F3 Van F4 Van J Van Q

\* EKN - Evacuation Keyhole Number

CURBSIDE PICKUP ROUTE ASSIGNMENTS  
(continued)

ZONES	EKN*	ASSIGN A DRIVER TO EACH BUS ROUTE OR GROUP OF ROUTES	ASSIGN A DRIVER TO EACH VAN ROUTE OR GROUP OF ROUTES
A-J,K,L,M,N, O,R	16	Bus B, C and D Bus G Bus K Bus L, M, N and R Bus O	Van E Van F1 Van F2 Van F3 Van F4 Van J
A-J,L,M,N,O,S	17	Bus B, C and D Bus G Bus L and M and N Bus O	Van E Van F1 Van F2 Van F3 Van F4 Van J
A-J,N,O,P,S	18	Bus B, C and D Bus G Bus N Bus O	Van E Van F1 Van F2 Van F3 Van F4 Van J and P1 Van P2
A-J,O,P,S	19	Bus B, C and D Bus G Bus O	Van E Van F1 Van F2 Van F3 Van F4 Van J and P1 Van P2

\* EKN - Evacuation Keyhole Number

CURBSIDE PICKUP ROUTE ASSIGNMENTS  
 (continued)

ZONES	EKN*	ASSIGN A DRIVER TO EACH BUS ROUTE OR GROUP OF ROUTES	ASSIGN A DRIVER TO EACH VAN ROUTE OR GROUP OF ROUTES
A-J,P	20	Bus B, C and D Bus G	Van E Van F1 Van F2 Van F3 Van F4 Van J and P1 Van P2
COMPLETE 0-10 MILE EVACUATION			
A-S	21	Bus B, C and D Bus G Bus K Bus L, M, N, and R Bus O	Van E Van F1 Van F2 Van F3 Van F4 Van J and P1 Van P2 Van Q

\* EKN - Evacuation Keyhole Number

EOC/SPECIAL POPULATIONS BUS DISPATCHER  
PATCHOGUE STAGING AREA

DATE: \_\_\_\_\_ TIME: \_\_\_\_\_  
FROM: Transportation Support Coordinator \_\_\_\_\_  
TO: Special Populations Bus Dispatcher

Prestage  Evacuate   
Zones evacuated: \_\_\_\_\_  
\_\_\_\_\_

Send \_\_\_\_\_ Bus Drivers to \_\_\_\_\_ Bus Co./Yard to get buses  
Send \_\_\_\_\_ Bus Drivers to \_\_\_\_\_ Bus Co./Yard to get buses  
Send \_\_\_\_\_ Bus Drivers to \_\_\_\_\_ Bus Co./Yard to get buses  
Send \_\_\_\_\_ Van Drivers to \_\_\_\_\_ Bus Co./Yard to get vans  
Send \_\_\_\_\_ Van Drivers to \_\_\_\_\_ Bus Co./Yard to get vans  
Send \_\_\_\_\_ Van Drivers to \_\_\_\_\_ Bus Co./Yard to get vans

CURBSIDE PICKUP - Assign drivers to the following route groups:

Buses		Vans			
1.	_____	1.	_____	5.	_____
2.	_____	2.	_____	6.	_____
3.	_____	3.	_____	7.	_____
4.	_____	4.	_____	8.	_____
5.	_____				

EOC/SPECIAL POPULATIONS BUS DISPATCHER  
 PATCHOGUE STAGING AREA  
 (continued)

SPECIAL FACILITIES - Assign bus drivers to the facilities checked off on the following list.

Name	Zone	No. of Buses Req'd	Reception Center
<u>Health Care Facilities</u>			
<input type="checkbox"/> Association for Help of Retarded Child	A	1	AHRC Vets. Hwy
<input type="checkbox"/> Preschoolers Place for Learning	C*	1	LILCO Melville
<input type="checkbox"/> Little Flower Children Services, Inst.	E	2	LILCO Babylon
<input type="checkbox"/> Our Lady of Perpetual Help Convent	F	1	LILCO Patch.
<input type="checkbox"/> Ridge SUICF	C	1	LIDC Melville
<input type="checkbox"/> Ridge Rest Home	G	2	LILCO Melville
<input type="checkbox"/> Woodhaven Nursing/Adult Home	K	3	LILCO Patch.
<input type="checkbox"/> Oak Hollow/Crest Hall	K	2+	LaSalle M.A.
<input type="checkbox"/> Millcrest Adult Home	L	1	LILCO Melville
<input type="checkbox"/> Riverhead Nursing Home	P	2	LaSalle M.A.
<input type="checkbox"/> Maryhaven Center of Hope, Day			
<input type="checkbox"/> Residential School	Q*	2	LILCO Melville
<input type="checkbox"/> Sunrest Health Facilities	O	1	LILCO Melville

Note: \* Day Only  
 + Oak Hollow/Crest Hall also requires 2 vans for transporting equipment

Name	Zone	No. of Buses Req'd	Reception Hospital**
<u>Hospitals</u>			
<input type="checkbox"/> Suffolk Infirmary	L	1	_____
<input type="checkbox"/> Central Suffolk Hospital	P	1	_____
<input type="checkbox"/> Mather Hospital	Q	2	_____
<input type="checkbox"/> St. Charles Hospital	Q	2	_____

\*\* To be selected at the time of the emergency.

Activated Transfer Points

<input type="checkbox"/> Brookhaven Lab	<input type="checkbox"/> Miller Place	<input type="checkbox"/> King Kullen Shopping Ct
<input type="checkbox"/> Coram Plaza	<input type="checkbox"/> Norwood Ave.	<input type="checkbox"/> Shirley Mall
<input type="checkbox"/> Middle Island	<input type="checkbox"/> Brookhaven Substation	<input type="checkbox"/> Doctors Path
<input type="checkbox"/> Expressway Plaza	<input type="checkbox"/> Eastport Substation	









TIME OF REPORT \_\_\_\_\_

SCHOOL PROTECTIVE ACTION STATUS REPORT

PUBLIC SCHOOL DISTRICTS

DISTRICT	ZONES	TIME OF LAST CONTACT	PROTECTIVE ACTIONS BEING TAKEN			
			NONE	CANCEL	EARLY DISMISSAL SHELTER	EVACUATE
1. Shoreham-Wading River	A, B, C, D					
2. Rocky Point	F, G					
3. Longwood	G, K, M					
4. Miller Place	F, K					
5. Mount Sinai	K					
6. Port Jefferson	Q					
7. Comsewogue	K					
8. Patchogue-Medford	R					
9. South Manor	O, N					
10. Riverhead	P, S					

PRIVATE AND PAROCHIAL SCHOOLS

DISTRICT	ZONES	TIME OF LAST CONTACT	PROTECTIVE ACTIONS BEING TAKEN			
			NONE	CANCEL	EARLY DISMISSAL SHELTER	EVACUATE
1. St. Isidore	S					
2. Infant Jesus	Q					
3. North Shore Christian	K					

TIME OF REPORT \_\_\_\_\_

SCHOOL PROTECTIVE ACTION STATUS REPORT

NURSERY SCHOOLS

DISTRICT	ZONES	TIME OF LAST CONTACT	PROTECTIVE ACTIONS BEING TAKEN				
			NONE	CANCEL	EARLY DISMISSAL	SHELTER	EVACUATE
1. Hading River Coop. Playschool	C						
2. St. Johns Pre-School	E						
3. St. Anselms Nursery School	F						
4. Trinity Lutheran Nursery School	G						
5. Sound Beach Coop. Preschool	F						
6. Step By Step Early Learning Center	G						
7. Alphabetland Child Enrichment Center	F						
8. Just Kids Early Learning Center	M						
9. Middle Island Nursery School	M						
10. Coram Child Care Center	K						
11. Brookhaven Country Day School	L						
12. Central Brookhaven Head Start	R						