

INSTRUCTIONS FOR INSERTION
NEW HAMPSHIRE RERP

Revision Number: 2

Date of Revision: August, 1986

To facilitate the incorporation of Revision 2 into the NHRERP, the volumes that pertain to the Seabrook Station (Volumes 1, 2, 4, 4A, 4B, 5, 6, 16, 17, 18, 18A, 19, 20, 21, 21A, 22, 23, 24, 25, 26, 26A, 27, 28, 29, 30, 31, 32, 33, 35, 36 and 38) have been republished in their entirety, and distributed as complete volumes in binders with tabs. The specific paragraphs are denoted by a revision bar annotated with the numeral 2 on the right hand margin. Those volumes that are unique to the Vermont Yankee Station (Volumes 3, 8, 10, 11, 12, 13, 14 and 15) have not yet been republished.

Please note that Volume 7, Seabrook Station Alert and Notification Design Report and Volume 9, Vermont Yankee Alert and Notification Design Report will no longer be controlled as volumes of the NHRERP. Future references to these documents should be by title rather than by a NHRERP volume designation.


In addition, NHRERP Volume 34, Durham Host Plan and Volume 37, Nashua Host Plan have been deleted.

Remove the "Record of Revisions" form from each volume of your copy of the NHRERP, Rev. 1 and place in the front of the Rev. 2 copy. Enter each revision on the Record of Revisions form as they are received.

8802100486 871006
PDR ADOCK 05000443
G PDR

Radiological Emergency Response Plan

Town of Newfields, N.H.



*Prepared In Cooperation With
New Hampshire Civil Defense Agency
Technological Hazards Division*



RADIOLOGICAL EMERGENCY RESPONSE PLAN
TOWN OF NEWFIELDS, NEW HAMPSHIRE

TABLE OF CONTENTS
RADIOLOGICAL EMERGENCY RESPONSE PLAN
TOWN OF NEWFIELDS

I. <u>GENERAL</u>	<u>Page</u>
A. Purpose	I - 1
B. Glossary of Terms	I - 3
C. Abbreviations and Acronyms	I - 8
D. Authorities	I - 9
E. References	I - 10
F. Situation	I - 11
G. Organization	I - 16
H. Emergency Classification Levels	I - 26
I. Emergency Planning Zones	I - 28
II. <u>DESCRIPTIONS OF EMERGENCY RESPONSE FUNCTIONS</u>	
A. Purpose	II - 1
B. Notification	II - 2
C. Emergency Communications	II - 8
D. Public Education and Information	II - 13
E. Emergency Facilities and Equipment	II - 15
F. Accident Assessment	II - 23
G. Protective Response	II - 24
H. Radiological Exposure Control	II - 34
I. Public Health	II - 38
J. Recovery and Re-entry	II - 39
K. Exercises and Drills	II - 41
L. Training	II - 44

TABLE OF CONTENTS (continued)

	<u>Page</u>
III. <u>EMERGENCY PREPAREDNESS RESPONSIBILITIES</u>	
A. Purpose	III - 1
B. Selectmen	III - 2
C. Civil Defense Director	III - 4
D. Fire Chief	III - 9
E. RADEF Officer	III - 12
F. Police Chief	III - 13
G. Police Officer On Duty Or On Call	III - 15
H. Health Officer	III - 16
I. Highway Agent	III - 17
J. Treasurer	III - 18
IV. <u>CHECKLISTS OF EMERGENCY PROCEDURES</u>	
A. Purpose	IV - 1
B. Selectmen	IV - 2
C. Civil Defense Director	IV - 8
D. Fire Chief	IV - 17
E. RADEF Officer	IV - 25
F. Police Chief	IV - 31
G. Police Officer On Duty Or On Call	IV - 35
H. Health Officer	IV - 40
I. Highway Agent	IV - 42
J. Treasurer	IV - 45

TABLE OF CONTENTS (continued)

APPENDICES

- A. Emergency Call List
- B. Index of Agreements in Support of Newfields
- C. Newfields Emergency Resources and Equipment
- D. Cross Reference to NUREG-0654 Criteria
- E. Evacuation Time Study (Bound Separately)
- F. Newfields's Special Facilities' Emergency Response
Plans

TABLE OF CONTENTS (continued)

	<u>Page</u>
<u>LIST OF FIGURES</u>	
1. Seabrook Station Location	I - 12
2. 1986 Permanent Resident Population	I - 15
2a. Scenarios 1 and 2: Summer Weekend Total Population	I - 15a
2b. Scenarios 3 and 4: Summer Weekday Total Population	I - 15b
3. Newfields Emergency Response Organization	I - 17
4. New Hampshire Emergency Response Organization	I - 20
5. Emergency Notification Procedure	II - 3
6. Notification Fan-Out Scheme	II - 5
7. Internal Communications Scheme	II - 12
8. External Communications Scheme	II - 12a
9. Newfields EOC Floor Plan	II - 19
10. Relationships Among Emergency Response Facilities	II - 21
11. Training Matrix for Newfields	II - 45
12. Sample Special Transportation List	III - 8
13. Sample Special Notification List	III - 11

LIST OF TABLES

1. Populations of Municipalities	I - 13
2. Responsibility Matrix	I - 18
3. Emergency Classification Levels: Actions in Newfields	I - 27
3a. Siren Locations	II - 6b
4. Protective Action Guides	II - 35
5. Radiological Equipment in the Newfields EOC	II - 36
6. Scheduled Exercises/Drills/Actions	II - 43

RECORD OF REVISIONS

This plan is reviewed periodically by local and State officials to ensure its adequacy and timeliness. It is the responsibility of the Town's Civil Defense Director to revise the plan, as necessary, on an annual basis.

The plan has been updated and revised as of the date shown on the Notice of Revision Sheet. All Notice of Revision Sheets and filing instructions are filed behind this sheet. All pages on which revisions have been made appear with the revision reference in the lower right corner. Specific locations of revisions are identified by a vertical bar and revision number in the right-hand margin adjacent to the text which has been revised. If page numbers only have changed there will be no revision bars, only the notation in the lower right-hand corner.

[illegible]

DISTRIBUTION LIST

<u>Number of Controlled Copies</u>	<u>Document Holder</u>
2	CO Director
3	Selectmen
1	Police Chief
1	Fire Chief
1	Highway Agent
1	Health Officer
1	Treasurer
1	RADEF Officer
2	Public Library
1	School Board Office
1	School Principal
1	Dispatch Center
1	Bob Pariseau/NHCO
1	Governor
1	Attorney General
1	Yankee Atomic Electric Company
1	USNRC/Atomic Safety Licensing Board
1	Richard Hampe
1	Eric Falkenham
1	DPHA/Director
1	NH Yankee (Education Center)
1	NHCO (Document Control Center)
1	NHCO (IFO)
1	NHCO (EOC)
1	NH Yankee (EOF)

PREFACE

This Plan describes the preparation and emergency response required by the Town of Newfields to react to a potential radiological emergency at Seabrook Station Nuclear Power Plant.

Section I provides general background information pertinent to Newfields, its relationship to the Seabrook Emergency Planning Zone, and its Emergency Response Organization.

Section II gives a narrative description of the various functions associated with a planned emergency response. It provides an overview of Newfields's responsibilities and interaction with the New Hampshire Civil Defense Agency and other supporting external agencies.

Section III lists emergency preparedness responsibilities for Newfields's key response personnel to be fulfilled prior to any emergency at Seabrook Station.

Section IV lists procedures for Newfields's key response personnel to implement upon the declaration of an Emergency Classification Level at Seabrook Station.

I. GENERAL

A. PURPOSE OF THE NEWFIELDS RADIOLOGICAL EMERGENCY RESPONSE PLAN (RERP)

This Radiological Emergency Response Plan (RERP) has been developed for the Town of Newfields in accordance with the planning guidance outlined in NUREG-0654 FEMA-REP-1. The purpose of the RERP is to provide the Town with the capability for a rapid and coordinated response to any possible emergency at the Seabrook Station Nuclear Power Plant. Such an emergency response capability is considered essential to ensure the protection of the citizens of the Town in the event of a potential or actual radiological release from the nuclear power plant.

Federal, State, local, and private agencies, including New Hampshire Yankee comprise the overall Emergency Response Organizations for Seabrook Station. The RERP identifies the agencies and personnel that will respond to an incident with potential effects on offsite locations in New Hampshire (i.e., at locations beyond the nuclear power plant site boundaries). The RERP provides for a coordinated response by outlining the Emergency Response Organization structure and responsibilities of each agency in the Emergency Response Organization. Likewise the RERP outlines the support and cooperation required from the State of New Hampshire in the event of a nuclear emergency.

The RERP provides descriptions of:

- o Classification of nuclear emergencies using the Emergency Classification Levels outlined in Appendix 1 to NUREG-0654 FEMA-REP-1 Rev. 1.
- o Methods utilized to notify the Town of Newfields agencies, local officials, private organizations and the public in the event of a nuclear emergency.
- o Emergency communications systems to be employed during a nuclear emergency.

- o Public information describing emergency response plans and providing emergency response instructions for the public to follow during a nuclear emergency.
- o Emergency facilities and equipment available for use by the Emergency Response Organization during a nuclear emergency.
- o Means to be employed to assess the offsite consequences of an onsite accident.
- o Protective Actions to be implemented by the Emergency Response Organization in the event of an emergency.
- o Means for controlling radiological exposure of emergency workers involved in protective response activities.
- o Medical and public health services available to persons injured or radiologically contaminated during a nuclear emergency.
- o Plans for safe re-entry and recovery of an EPZ at the conclusion of an emergency.
- o Exercises and drills to be conducted to evaluate major portions of the offsite emergency response capability.
- o The radiological emergency response training to be provided to the various agencies within the Emergency Response Organization.
- o Responsibilities for development, review, updating, and distributing the Newfields RERP.

B. GLOSSARY OF TERMS

Purpose

The purpose of this section is to provide a common reference for terms and phrases used in this RERP.

Glossary

Access Control	The prevention of unauthorized people from entering a specific area. Road barriers and traffic control will be used to affect access control. The controlled area may include all or part of the 10-mile EPZ or may be adjusted in order to bound an Exclusion Area established by NHDPHS to control and monitor areas which may have become radiologically contaminated.
Agricultural Facility	Any building or tract of land used to grow crops or raise livestock for production of food including food storage and food processing operations.
ALERT	An ALERT is the second lowest level of emergency classification. Declaration of an ALERT indicates events in progress which involve an actual or potential, substantial degradation of the level of safety at the nuclear power plant. Any radioactive releases associated with this level are expected to be limited to small fractions of the EPA Protective Action Guideline exposure levels.
Emergency Broadcast System (EBS)	Network of radio stations which provides direct link between responsible public officials and the public. EBS stations broadcast instructions about what steps the public should take.
Emergency Classification Level	The level at which an incident at a nuclear power plant has been classified by the plant operator. Each level triggers a set of predetermined actions by the offsite Emergency Response Organization.

Emergency Operations Centers (EOC) Locations designated by the State and local Emergency Response Organizations as assembly areas for their respective staffs. These facilities are the central command and control points for their respective Emergency Response Organizations.

Emergency Operations Facility (EOF) A center established to coordinate the flow of technical information from the onsite to the offsite Emergency Response Organization. It is in the EOF that accident assessment activities are coordinated among State, local, Federal and utility personnel.

Emergency Planning Coordinator (EPC) An individual in each agency in the Emergency Response Organization responsible for emergency response preparedness. Responsibilities include training, planning, maintaining liaison with NRCDA, and maintaining the procedures and other important documents of the agency.

Emergency Planning Zones (EPZ) The area covered by the Radiological Emergency Response Plan. The boundary for the Ingestion Pathway EPZ is a 50-mile radius from the plant. The boundary of the Plume Exposure EPZ is chosen to accommodate practical planning considerations and to conform as closely as possible to the 10-mile radius. The actual EPZ boundary may be more or less than 10 miles from the plant.

Emergency Response Organization The combination of State, local, Federal, and private agencies designed specifically to provide offsite capability to implement emergency responses.

Exclusion Area The area established to control access to an evacuated area. An Exclusion Area is established after an area has been evacuated and its purpose is to control the spread of contamination and provide security.

GENERAL EMERGENCY

Of the Emergency Classifications, a GENERAL EMERGENCY is most severe. It may involve substantial degradation or melting of the reactor's radioactive core with potential for loss of containment integrity. Releases are expected to exceed the EPA Protective Action Guideline exposure levels beyond the power plant site boundary area.

Governor's Authorized Representative

The Governor's Authorized Representative is the person given the authority to act on behalf of the Governor in matters related to the RERP. In New Hampshire the Director of the Civil Defense Agency is given this designation.

Incident Field Office (IFO)

The IFO is the location in close proximity to the Plume Exposure EPZ from which NH Civil Defense Agency will coordinate with the plant, and with Federal, State, and local emergency response organizations. The IFO supplements the emergency response capability of the State EOC in Concord.

Initial Notification

The first communication from the Utility Control Room to the Emergency Response Organization that an incident has occurred at the power plant which may involve activation of the RERP.

Ingestion Exposure Pathway

The pathway through which persons may take up radioactive material and receive a radiation dose from internally deposited radioactive materials (i.e., from ingestion of contaminated water, food, or milk).

Key Officials

Official representatives of State, local and Federal government or private organizations that have a specified role in the emergency response organization and have been authorized or directed by NHCDA to perform specified emergency response functions.

Media Center	The location where news media representatives obtain news information concerning an emergency at a nuclear power plant. The Public Information Representatives at the Media Center will gather, coordinate, and release information as it becomes available.
Outdoor Recreation Area	A public or private land or body of water used by the public for recreational purposes including, but not limited to, camping, hiking, swimming, boating, hunting, and fishing. These areas may be under State, Federal, Municipal, or private ownership.
Plume	An elongated and usually open and mobile mass of material that is dispersing through the atmosphere. In the case of a nuclear power plant, the material consists of radioactive particles and gases.
Plume Exposure Pathway	The pathway through which individuals may be exposed to radioactive material due to (a) whole body external exposure due to gamma radiation from the Plume and from deposited material, and (b) inhalation of radioactive particles or gases such as radioactive iodine, xenon or krypton from the passing radioactive Plume.
Protective Action	Emergency measures to be taken by the public to mitigate the consequences of an accident by minimizing the radiological exposures that would likely occur if such actions were not undertaken. Examples are access control, sheltering, and evacuation.
Protective Action Guidelines (PAGs)	The numerically projected dose level criteria of radiation which act as trigger points for initiating protective response actions.

Public Water Supplies	Those publicly or privately owned drinking water supplies that are regulated by the Water Supply Division of the NH Water Supply and Pollution Control Commission pursuant to RSA 148 and 148 B.
Reception Center	The location at which the State provides services for any evacuated population in need of public assistance. Decontamination, registration, food and shelter can be arranged by the emergency workers at a Reception Center.
Site	The property owned by the utility in the immediate area of the nuclear power plant site.
SITE AREA EMERGENCY	A SITE AREA EMERGENCY indicates an incident which involves actual or likely major failures of plant functions needed for the protection of the public. Radiological releases, if any, are not expected to exceed the EPA Protective Action Guideline exposure levels except near the site boundary.
Support Agencies	State and private agencies which provide personnel, equipment, facilities or special knowledge to support the implementation of the emergency response.
UNUSUAL EVENT	An UNUSUAL EVENT is the least severe of the emergency classifications. Declaration at this level indicates that an incident which may lead to a potential degradation of the level of safety at the nuclear power plant has taken place.

C. ABBREVIATIONS AND ACRONYMS

AFB	Air Force Base
ARES	Amateur Radio Emergency Services
CAP	Civil Air Patrol
CPCS	Common Program Control Station (of EBS)
DHS	New Hampshire Division of Human Services
DOE	U.S. Department of Energy
DPHS	Division of Public Health Services, New Hampshire Department of Health and Welfare
EBS	Emergency Broadcast System
EMS	New Hampshire Emergency Medical Service
EOC	Emergency Operation Center
EOF	Emergency Operations Facility
EPA	U.S. Environmental Protection Agency
EPZ	Emergency Planning Zone
FEMA	Federal Emergency Management Agency
GAR	Governor's Authorized Representative
HEAR	Hospital Emergency Action Radio System
IFO	Incident Field Office
KI	Potassium Iodide (thyroid blocking agent)
MC	Media Center
NESPAC	New England State Police Assistance Compact
NHCDA	New Hampshire Civil Defense Agency
NHRERP	New Hampshire Radiological Emergency Response Plan
NHY	New Hampshire Yankee
NOAA	National Oceanic and Atmospheric Administration of the U.S. Department of Commerce
NRC	U.S. Nuclear Regulatory Commission
PAG	Protective Action Guidelines (Promulgated by EPA)
PIO	Public Information Officer
RADEF	Radiological Defense
RERP	Radiological Emergency Response Plan
SS	Seabrook Station
USAF	U.S. Air Force
USCG	U.S. Coast Guard
USDA	U.S. Department of Agriculture

D. AUTHORITIES

RSA 107-b, relative to Nuclear Planning and response Programs, is intended to protect the health and welfare of New Hampshire citizens through the initiation of a program to provide for the formulation of an RERP and procedures for implementing the RERP. Several sections of the civil defense statutes apply to local community plans. First, while the lead responsibility for developing and implementing the RERP lies with the State Civil Defense Agency, "Affected local units of government are to cooperate in that effort as well." (RSA 107-B:1) Second, "Civil Defense means that the preparation for and carrying out of all emergency functions to prevent loss from natural or man made disasters." (RSA 107:2) Finally, "In response to such disasters, local organizations for civil defense are authorized to exercise emergency powers with regard to time-consuming procedures and formalities prescribed by law." (RSA 107:10)

Town - New Hampshire Revised Statutes, As Amended:

107:5

107:7

107:8 a, c, e

107:10

107:11

107:12

107:14

107:18

107:B:1

107:B:6

State - See New Hampshire Radiological Emergency Response Plan

E. REFERENCES

- State - New Hampshire Revised Statutes Annotated, As Amended:
Chapter 125, "Radiation Protection and Control Program."
Chapter 125B, "New England Compact on Radiological Health
Protection."

State of New Hampshire Radiological Emergency Response Plan.

New Hampshire Emergency Broadcast System Plan, Appendix F,
Seacoast Operational Area.

- Federal - NUREG-0654/REP-1, Revision 1, "Criteria for Preparation and
Evaluation of Radiological Emergency Response Plans and
Preparedness in Support of Nuclear Power Plants."
(Published jointly by the U.S. Nuclear Regulatory Commission
and Federal Emergency Management Agency.)

FEMA ECS-1, "Guidelines for Emergency Response Team Plans."
Federal Emergency Management Agency.

F. SITUATION

The Site

The Seabrook Station is situated on the western shore of Hampton Harbor near the northern boundary of the Town of Seabrook, New Hampshire. The Town of Newfields, New Hampshire, is located approximately 11-1/2 miles northwest of the site. Figure 1 is a map showing Newfields's geographic relationship to Seabrook Station.

The Town of Newfields

The resident population of Newfields is approximately 868 with a peak seasonal population of about 1,452. There are two special facilities in Newfields that should be considered in developing emergency plans. One is the public school which teaches approximately 75 students and the other is a private pre-school.

Principal highways in Newfields are State Routes 85 and 87. Route 85 runs south to Exeter, New Hampshire and north to State Route 108 (which continues on to Newmarket, New Hampshire). Route 87 begins at Route 85 in Newfields' Center and runs west to State Route 125 in Epping, New Hampshire. A full-size map of Newfields is enclosed at the rear of this plan. It shows key facilities, evacuation routes, and traffic control points.

EPZ Population Distribution

The area within a 10-mile radius of the site includes portions of the states of New Hampshire and Massachusetts. Table 1 lists populations of municipalities in New Hampshire and Massachusetts which are located wholly or partially within 10 miles of Seabrook Station. New Castle, New Hampshire, is completely outside the 10-mile planning radius, but because of its evacuation routes through Portsmouth, it has been included in this EPZ as well.

FIGURE 1
SEABROOK STATION LOCATION



LEGEND

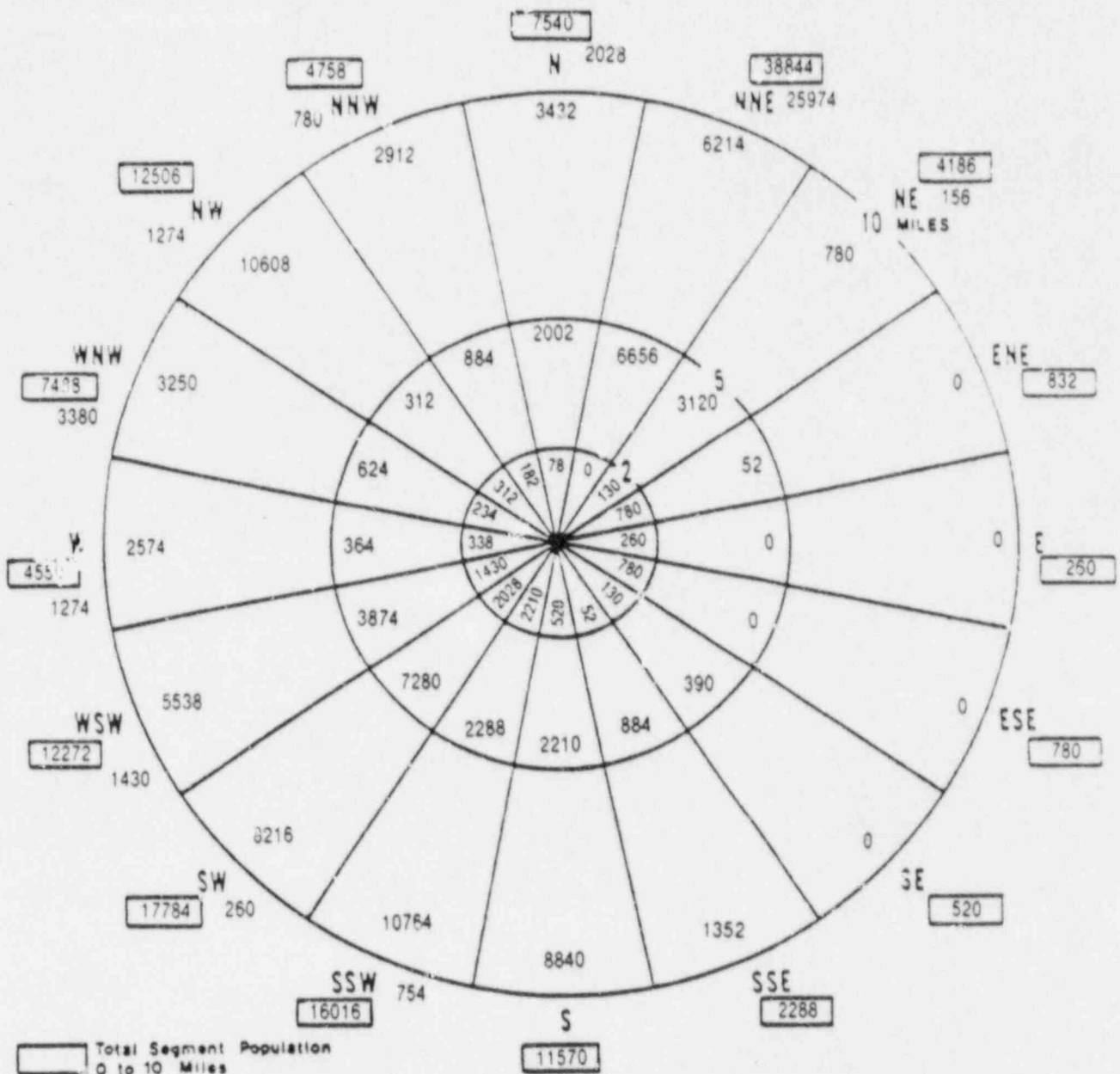
--- PLUME EXPOSURE EPZ

TABLE 1
POPULATIONS OF MUNICIPALITIES WHOLLY OR PARTIALLY
WITHIN 10 MILES OF SEABROOK STATION
 1986

		<u>Peak Population</u>	
	<u>Resident Population</u>	<u>Summer Weekend</u>	<u>Summer Midweek</u>
<u>New Hampshire</u>			
Brentwood	2,039	2,039	2,039
East Kingston	1,262	1,556	1,479
Exeter	11,744	13,361	14,339
Greenland	2,225	2,443	2,541
Hampton	13,234	36,635	31,337
Hampton Falls	1,474	2,050	1,982
Kensington	1,385	1,564	1,520
Kingston	5,085	5,207	5,393
New Castle	621	749	718
Newfields	868	1,143	1,452
Newton	3,744	3,802	3,787
North Hampton	3,638	5,561	5,405
Portsmouth	26,881	31,906	35,238
Rye	5,099	9,685	8,621
Seabrook	8,158	19,626	18,515
South Hampton	699	1,367	1,324
Stratham	3,445	3,875	4,239
<u>Massachusetts</u>			
Amesbury	14,258	17,454	19,359
Merrimac	4,420	5,242	6,079
Newbury	5,479	10,206	9,683
Newburyport	16,414	21,986	23,544
Salisbury	6,726	26,702	22,502
West Newbury	3,296	4,133	4,630

Source: Sections 2, 5, and 6 of the "Evacuation Time Estimates and Traffic Management Plan Update", Vol. 6 of the State of New Hampshire Radiological Emergency Response Plan.

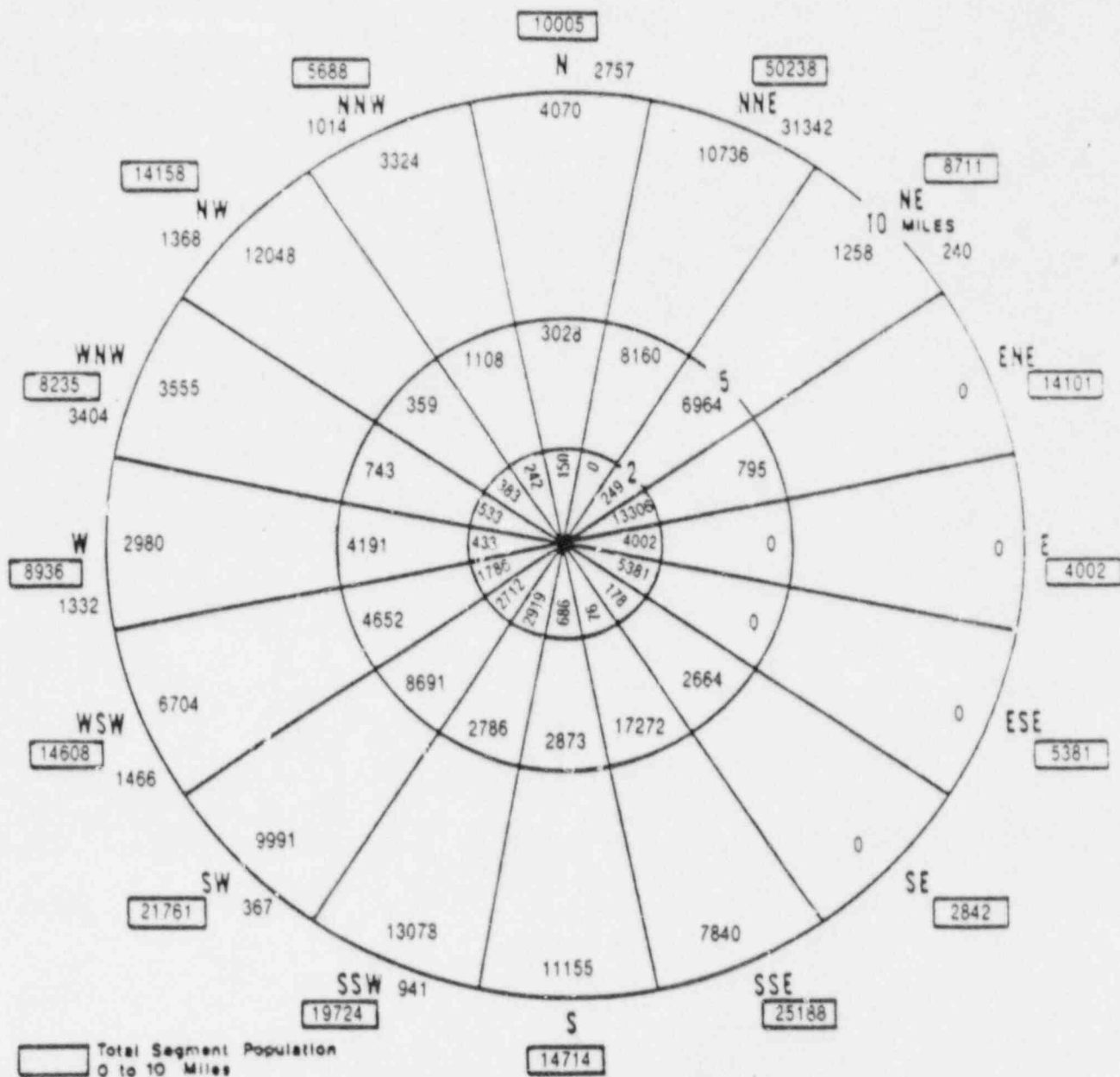
Figure 2 shows the distribution of the population in the CPZ in sectors bounded by radial lines from Seabrook Station and the 2-, 5-, and 10-mile radii.



POPULATION TOTALS			
RING MILES	RING POPULATION	TOTAL MILES	CUMULATIVE POPULATION
0 - 2	9464	0 - 2	9464
2 - 5	30940	0 - 5	40404
5 - 10	64480	0 - 10	104884
10 - 8	37310	0 - 8	142194

Figure 2

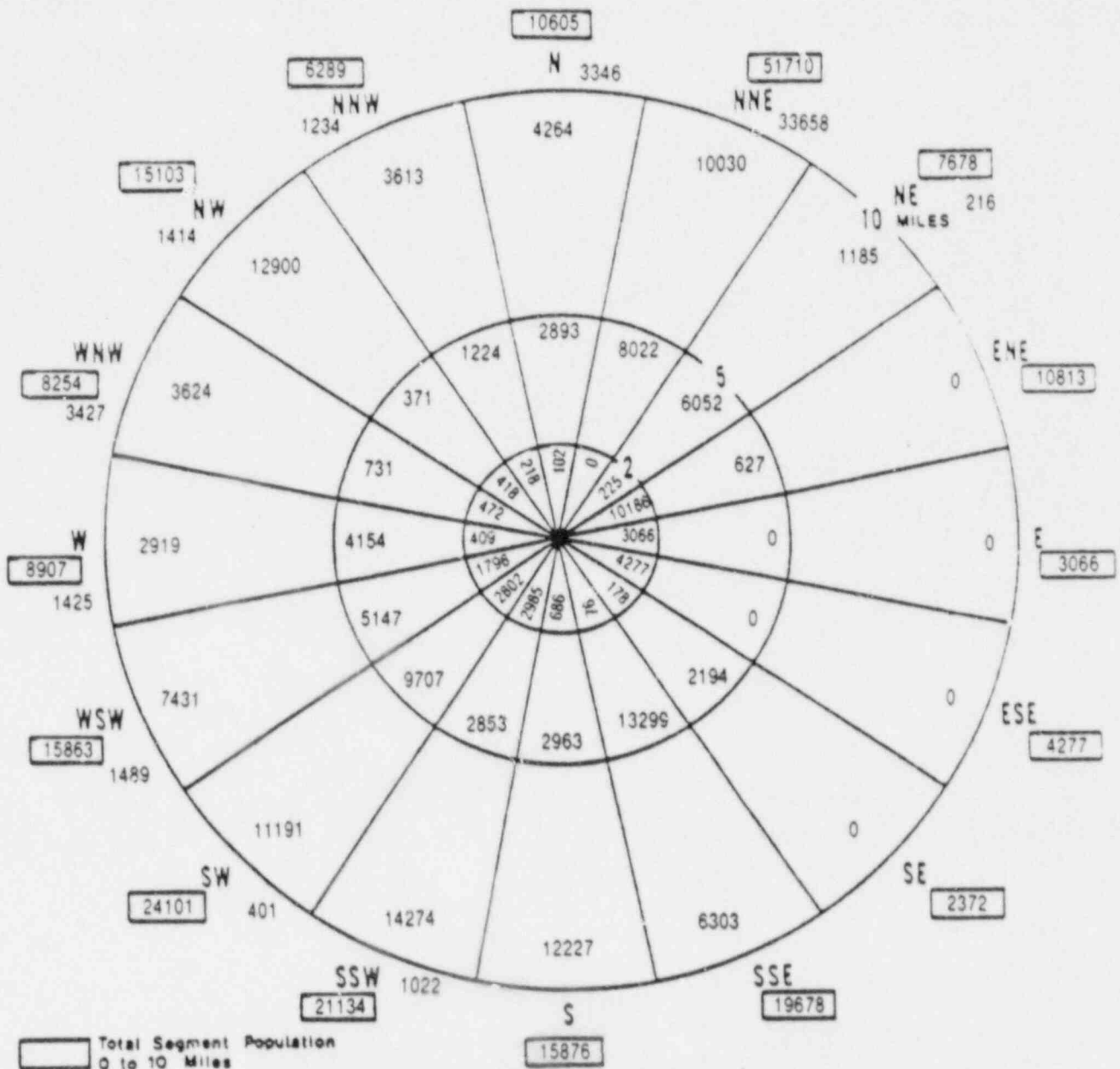
1986 Permanent Resident Population



POPULATION TOTALS			
RING MILES	RING POPULATION	TOTAL MILES	CUMULATIVE POPULATION
0 - 2	33036	0 - 2	33036
2 - 5	64285	0 - 5	97322
5 - 10	86739	0 - 10	184061
10 - 3	44230	0 - 8	228292

Figure 2a

Scenarios 1 & 2: Summer Weekend Total Population



POPULATION TOTALS			
RING MILES	RING POPULATION	TOTAL MILES	CUMULATIVE POPULATION
0 - 2	27896	0 - 2	27896
2 - 5	60237	0 - 5	88133
5 - 10	89961	0 - 10	178094
10 - 8	47632	0 - 8	225726

Figure 2b

Scenarios 3 & 4: Summer Weekday Total Population

G. ORGANIZATION

In the State of New Hampshire there are two levels of government involved in radiological emergency response activities. Most responsibilities are assumed by the State agencies included in the State Emergency Response Organization. These agencies, and their responsibilities, are described in Section 1.7 of the NHRERP. The local emergency responsibilities in New Hampshire are assumed at the municipal level; several cities and towns within each Emergency Planning Zone, rather than counties, provide the facilities and personnel for local emergency response.

The Town of Newfields is one of 21 local governments that become part of the State's offsite Emergency Response Organization in the event of an accident at Seabrook Station. Seventeen of the communities, including Newfields are located within the Plume Exposure EPZ; four more communities are designated host communities that would provide Reception Center capabilities for any evacuation of the Seabrook EPZ. The responsibilities of the various entities included in the State's Emergency Response Organization are outlined in Section 1.2 of the NHRERP.

The local Emergency Response Organization in the Town of Newfields is governed by a Board of Selectmen who are responsible for the administrative control of the Town.

During a radiological incident at Seabrook Station, the Chairman of the Board of Selectmen would be in direct charge of all emergency operations for the Town. The Emergency Response Organization of the Town's personnel is shown in Figure 3.

The responsibilities assigned to various persons and local agencies involved with emergency response activities in the Town of Newfields are listed below and summarized in Table 2.

Newfields's primary contact for information, recommendations, and resource support will be with NHCDA. They will coordinate all the additional support and resources required by Newfields to meet a radiological emergency

FIGURE 3
NEWFIELDS EMERGENCY RESPONSE ORGANIZATION

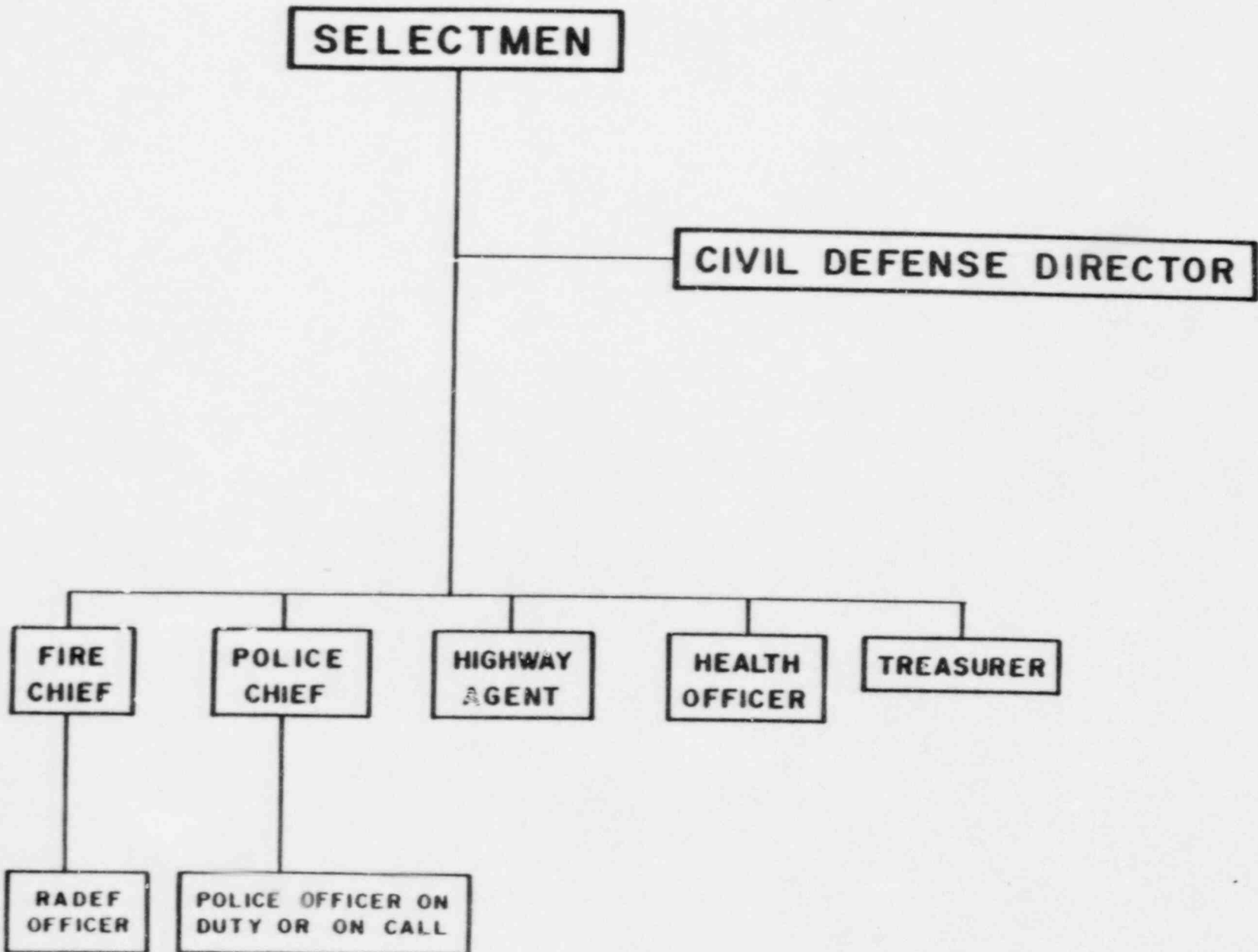


TABLE 2
RESPONSIBILITY MATRIX

		EMERGENCY										ACTION									
		COMMAND & CONTROL	NOTIFICATION	COMMUNICATION	PUBLIC ALERTING	PUBLIC INFORMATION	EMERGENCY FACILITIES	ACCIDENT ASSESSMENT	PUBLIC HEALTH	RADIOLOGICAL EXP CONTROL	PROTECTIVE RESPONSE	DECONTAMINATION	RECOVERY / REENTRY	TRANSPORTATION	RECEPTION CENTER	LOGISTICAL SUPPORT	LAW ENFORCEMENT / SEC.	TRAFFIC CONTROL	FIRE / RESCUE	TRAINING	EXERCISE / DRILL
NEWFIELDS	SELECTMEN	P	S			P					P		P								
	CIVIL DEFENSE DIRECTOR	S	S										P		P					P	P
	FIRE CHIEF		S	P	P		P				S								P		
	RADEF OFFICER									P	P										
	POLICE CHIEF			S	S												P	P			
	POL OFFICER ON DUTY / CALL		P	S																	
	HEALTH OFFICER								P												
	HIGHWAY AGENT																				
	TREASURER						S														
ROCK. COUNTY DISPATCH			P	S													S	S			
STATE	GOVERNOR'S OFFICE	P				P					P	P									
	NHCDA	S	S	P	P	S	P	S	S	S	S		S	P		P				P	P
	DPHS							P	P	P	S	P	S								
	STATE POLICE		P	S														P	P		
	EMS													S							
	DIVISION OF HUMAN SERVICES														P						
N.H. NATIONAL GUARD																S					
FEDERAL	FEMA															P					P
	NRC							S													
	DOE							P													
NAVY			P			S	S					S									
OTHER	RED CROSS														S						
	HOST COMMUNITIES														S						

at Seabrook Station. The relationship of all pertinent external agencies (i.e., State, Federal, utility, and private) is shown on Figure 4.

The following is a synopsis of the various responsibilities assumed by the local, State, Federal, and utility officials:

Town

Selectmen will:

- o Provide overall command and control of Newfields's Emergency Response Organization.
- o Ensure appropriate staffing of the EOC.
- o Implement Protective Actions recommended by the Governor.
- o Order the activation of the Public Alerting System when directed to do so by NHCOA.
- o Release any necessary public information related specifically to Newfields's emergency response preparations or activities.
- o Request any required support or resources from NHCOA.
- o Coordinate recovery/re-entry operations in Newfields.

Civil Defense Director will:

- o Coordinate and update all radiological emergency plans and procedures for Newfields.
- o Coordinate and conduct training, drills, and exercises as scheduled by NHCOA.
- o Act as liaison between Selectmen and the State Emergency Response Organization.
- o Obtain emergency status information from NHCOA.
- o Assess the overall transportation requirements for evacuation.
- o Assess the overall resource requirements (personnel and equipment) for Newfields.

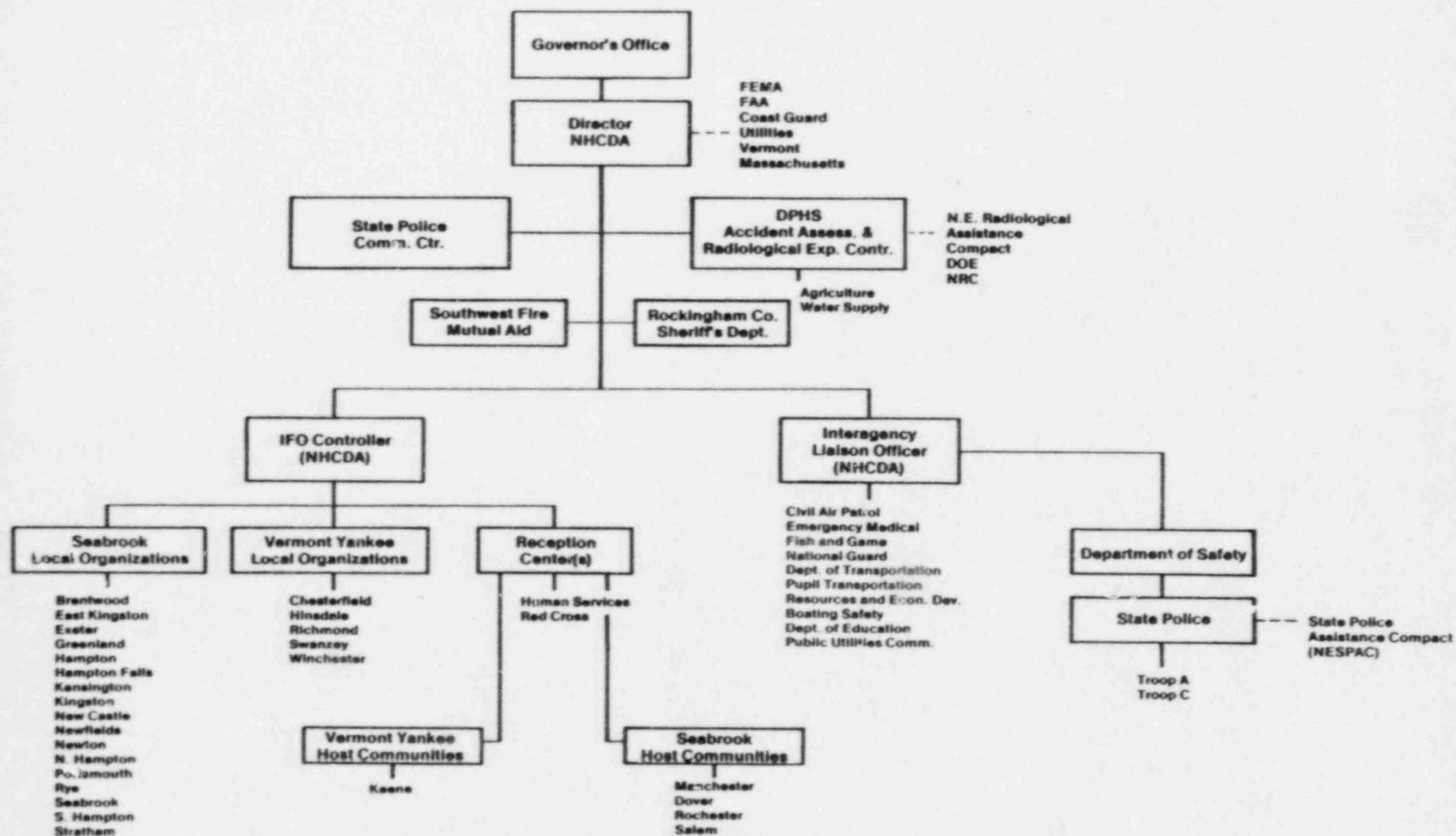


FIGURE 4

New Hampshire Radiological Emergency Response Organization

Fire Chief:

- o Activate the EOC and maintain its operation.
- o Verify remote activation of local Public Alert and Notification System sirens by Rockingham County Dispatch Center (RCDC).
- o Activate local sirens if directed to do so by Town Selectmen or NHCOA (possibly as a backup to remote activation by RCDC).
- o Establish and maintain emergency communication networks from the EOC.
- o Notify appropriate officials of Emergency Classification Levels as required.

2

RADEF Officer will:

- o Perform radiological monitoring and radiological exposure recordkeeping for Newfields emergency workers.

Police Chief will:

- o Ensure that the official notification function has been completed.
- o Assist the Fire Chief with the public alerting/notification function.
- o Provide traffic control along evacuation routes in Newfields.
- o Provide security at Newfields's emergency facilities and for all evacuated areas within the Town.

Police Officer on Duty or on Call will:

- o Notify the appropriate officials of the declaration of an Emergency Classification Level.
- o Maintain incident related emergency communications until the EOC is activated.

Health Officer will:

- o Coordinate with DPHS in distributing public health information to Town officials. Provide assistance and guidance in health-related areas.

Highway Agent will:

- o Provide resources for emergency maintenance of evacuation routes in Newfields.

Treasurer will:

- o Provide administrative support to the EOC.

School Principal will:

- o Assess the transportation requirements of the Newfields Elementary School.
- o Implement protective responses for the Newfields Elementary School.

School Superintendent (SAU #16) will:

- o Assess transportation requirements of all SAU #16 public schools.
- o Coordinate protective responses among all SAU #16 public schools.

The names and means for contacting the person to whom these duties have been assigned are outlined in Appendix A (Emergency Call List). The material in Appendix A provides for lines of succession as well. The lines of succession will be used to provide for 24-hour coverage of the key emergency management functions in Newfields. The Town provides for 24-hour coverage of the following positions:

- o Selectmen: command and control
- o Civil Defense Director: coordination of emergency management functions
- o Fire Chief: operation of emergency communications systems and the EOC
- o RADEF Officer: Radiological exposure control
- o Police Officer On Duty or On Call: Initial Notification of the Newfields Emergency Response Organization and maintenance of normal police duties.

All other positions may be staffed as necessitated by Emergency Classification Level and time of day and year.

County

Rockingham County Dispatch will:

- o Provide the primary communications capability for incident notification from State Police Headquarters. It will also fulfill its normal dispatch duties during an emergency.

State

The responsibilities of the various State agencies involved in offsite emergency response activities are outlined in Section 1.3 of the New Hampshire Radiological Emergency Response Plan (NHRERP). That document outlines responsibilities common to all agencies in the NH Emergency Response Organization as well as the specific responsibilities of each agency. In the event that a municipal government for whatever reason is unable to fulfill its responsibilities pursuant to the local RERP, the State of New Hampshire will assume and carry out those responsibilities. The Town of Newfields is particularly dependent on the seven State agencies listed below:

Governor's Office will:

- o Provide overall command and control of New Hampshire's Emergency Response Organization.
- o Make the final decisions on appropriate protective responses.

New Hampshire Civil Defense Agency will:

- o Direct the State Emergency Response Organization on the Governor's behalf.
- o Coordinate all requests from Newfields for support and resources.
- o Coordinate with FEMA.

Division of Public Health Services will:

- o Provide all technical services and guidance related to accident assessment and radiological exposure control.

State Police will:

- o Provide incident notification to Rockingham County Dispatch.
- o Provide Access Control for the EPZ.
- o Provide support to the Newfields Police Department for law enforcement and traffic control capabilities beyond the capability of the Town.

Department of Safety, Pupil Transportation Safety Supervisor will:

- o Coordinate the scheduling of school buses in the event an evacuation of schools is recommended.

Bureau of Emergency Medical Services will:

- o Coordinate the provision of emergency medical transportation resources from outside the EPZ.

Division of Human Services will:

- o Staff and manage the State run Reception Centers established for evacuees.

Department of Education will:

- o Assist in coordination of emergency response activities of school districts affected by an emergency.

Federal

Federal support is anticipated only when Town of Newfields and State of New Hampshire resources for emergency response have been exhausted. Any

requests for federal support of offsite emergency response activity would be made only through the New Hampshire Civil Defense Agency. The procedures for requesting Federal support, the areas in which the support may be necessary and the agencies from whom the support is expected are outlined in Section 1.4 of the NHRERP.

Utility

New Hampshire Yankee (NHY) is responsible for a wide variety of activities in support of offsite emergency response. These activities are outlined in the utility's Seabrook Station Radiological Emergency Response Plan. Of particular interest to the Town of Newfields are the following responsibilities of NHY:

- o Classify any emergency according to the Emergency Classification Level system agreed upon with the State of New Hampshire.
- o Provide prompt notification of the declaration of an emergency or of changes in Emergency Classification Level.
- o Provide all available data in support of offsite accident assessment activities.
- o Provide protective action recommendations for consideration by the New Hampshire Emergency Response Organization.

Other Towns or Agencies

The NHCEA has established four Reception Center locations to be activated in the event an evacuation is recommended for one or more of the towns within the Seabrook Station Plume Exposure EPZ. The four host communities are Manchester, Dover, Salem and Rochester. The host community to be activated in the event Newfields is evacuated is Manchester. The reception facilities to be made available are outlined in the Host Plan for the City of Manchester, New Hampshire. American Red Cross will provide any necessary public feeding and shelter for evacuees at satellite mass care shelters in the vicinity of the Reception Center.

The Host Community will also assist Newfields in providing facilities suitable to support continuity of the Newfields Town Government in the event evacuation of the Town becomes necessary.

H. EMERGENCY CLASSIFICATION LEVELS

The events leading to each of the Emergency Classification Levels are identified by measurable and observable characteristics called Initiating Conditions. For each classification level, example Initiating Conditions are identified (Reference Seabrook Station Emergency Plan) which form the basis for initiating the announcement of an UNUSUAL EVENT, ALERT, SITE AREA EMERGENCY, or GENERAL EMERGENCY, respectively. These lists are representative and not all-inclusive, but are designed to give insight as to the types of conditions which could initiate each of the Emergency Classification Levels.

Table 3, Emergency Classification Levels, shows various actions to be taken in the event of a declaration of one of the Emergency Classification Levels. The Emergency Classification Levels are defined as follows:

1. UNUSUAL EVENT: Events are in progress or have occurred which indicate a potential degradation of the level of safety of the Plant. No releases of radioactive material requiring offsite response or monitoring are expected unless further degradation of safety systems occurs.
2. ALERT: Events are in progress or have occurred which involve an actual or potential substantial degradation of the level of safety of the Plant. Any releases are expected to be limited to small fractions of EPA Protective Action Guide exposure levels.
3. SITE AREA EMERGENCY: Events are in progress or have occurred which involve actual or likely major failures of Plant functions needed for protection of the public. Any releases are not expected to exceed EPA Protective Action Guide exposure levels except near the site boundary.
4. GENERAL EMERGENCY: Events are in progress or have occurred which involve actual or imminent substantial core degradation or melting with potential for loss of containment integrity. Releases can be reasonably expected to exceed EPA Protective Action Guide exposure levels offsite for more than the immediate site area.

Table 3

EMERGENCY CLASSIFICATION LEVELS: ACTIONS IN NEWFIELDS

Emergency Classification Level	Accident Description	Notification from Rockingham County Sheriff's Office	Notification of Newfields Officials	Activity at Newfields EOC	Public Alert	Protective Actions Recommended by State
1. UNUSUAL EVENT	No release of radioactive material requiring offsite response.	County Dispatch frequency (155.415) or phone. Police Officer on duty/call verifies notification.	Police Officer on duty/call notifies key town officials by phone or any available means. No further action required.	None	None	None recommended
2. ALERT	Actual or potential degradation of plant safety features. Releases, if any, not expected to approach Protective Action Guidelines (PAGs).	County Dispatch frequency (155.415) or phone. Police Officer on duty/call verifies notification.	Police Officer on duty/call notifies key town officials by phone or by any available means.	Selectmen in consultation with key officials and in coordination with NHCDA, determine whether to activate EOC. If so, Selectmen decide which other town officials to mobilize.	None	None recommended
3. SITE AREA EMERGENCY	Actual or likely major failures of plant safety features. Releases, if any, not expected to exceed PAGs except near site boundary.	County Dispatch frequency (155.415) or phone. Police Officer on duty/call verifies notification.	Police Officer on duty/call notifies town officials by phone or any available means. Town officials assemble at EOC.	Activate EOC. Selectmen decide which other town officials or representatives of other agencies to mobilize.	NHCDA will forewarn local officials when public alert is to be implemented (emergency sirens, weather radios, EBS radio, door-to-door notifications, etc.).	NHCDA will recommend protective actions for EP2. These may be access control and/or sheltering.
4. GENERAL EMERGENCY	Actual or imminent core degradation or melting. Releases expected to exceed PAGs offsite beyond site boundary area.	County Dispatch frequency (155.415) or phone. Police Officer on duty/call verifies notification.	Police Officer on duty/call notifies town officials by phone or any available means. Town officials assemble at EOC.	Activate EOC. Selectmen decide which other town officials or representatives of other agencies to mobilize.	NHCDA will forewarn local officials when public alert is to be implemented (emergency sirens, weather radios, EBS radio, door-to-door notifications, etc.).	NHCDA will recommend protective actions for EP2. These may be access control and/or sheltering and/or evacuation.

I. EMERGENCY PLANNING ZONES

Emergency Planning Zones for both the Plume Exposure Pathway and the Ingestion Exposure Pathway have been selected based upon the knowledge of the timing, release characteristics, and potential consequences of a spectrum of accidents.

The Plume Exposure EPZ is an area extending outward from the Seabrook Station site to include those communities wholly or partially within 10 miles of the site, and New Castle, NH. The size of the zone is based primarily on the consideration that projected doses estimated for most accidents would not exceed Plume Exposure Protective Action Guide (PAG) Levels outside this zone and that detailed planning within this area would provide a substantial base for the timely execution of response efforts in the event of an incident at Seabrook Station.

The Ingestion Pathway Exposure EPZ is an area extending radially outward from the Seabrook Station site to a distance of 50 miles. The size of the zone is based primarily on the consideration that the downwind range, within which significant contamination could occur, would generally be limited to this distance because of wind shifts and travel periods. In addition, projected doses from contamination outside this zone would not exceed Ingestion Pathway PAG levels. Precautionary control measures relative to livestock feeds, milk products, garden produce, and potable water supplies will be implemented in this area to the extent dictated by the projected dose.

The location of the Town of Newfields within the Plume Exposure EPZ is shown in Figure 1. The town, which is northwest of Seabrook, is almost completely located outside of a ten-mile radius line from the Seabrook Station site center. Only a small portion of the town is within 10 miles of the site. The Town boundary nearest the Seabrook site is approximately 9-1/2 miles away; the northwestern most tip of the town is about 13 miles from the site center.

Large scale maps of both EPZs are posted at the Newfields EOC. Copies of the same maps are posted at the EOCs of the other towns within the EPZ and at the State EOC and IFQ/EOF.

II. DESCRIPTIONS OF EMERGENCY RESPONSE FUNCTIONS

A. PURPOSE OF SECTION II

This section describes the individual functions that comprise a planned response to a radiological incident at the Seabrook Station Nuclear Power Plant. It describes how the Town of Newfields would be notified of the declaration of an Emergency Classification Level, the channels for the efficient transfer of information, and the response options and external assistance available to the community.

The emergency response functions are:

1. Notification
2. Emergency Communications
3. Public Education and Information
4. Emergency Facilities and Equipment
5. Accident Assessment
6. Protective Response
7. Radiological Exposure Control
8. Public Health
9. Recovery and Re-entry
10. Exercise and Drills, and
11. Training

B. NOTIFICATION

Initial Notification

Upon discovery and subsequent classification of an emergency at Seabrook Station the Plant Emergency Director is to notify the New Hampshire State Police Communications Center in Concord, NH. This official notification, which is the initial notice to the NH Emergency Response Organization, is to be made within 15 minutes of an emergency classification.

NH State Police will confirm the notification message by contacting the Plant Emergency Director at the control room. Once the message has been confirmed, the State Police Communication Center will notify:

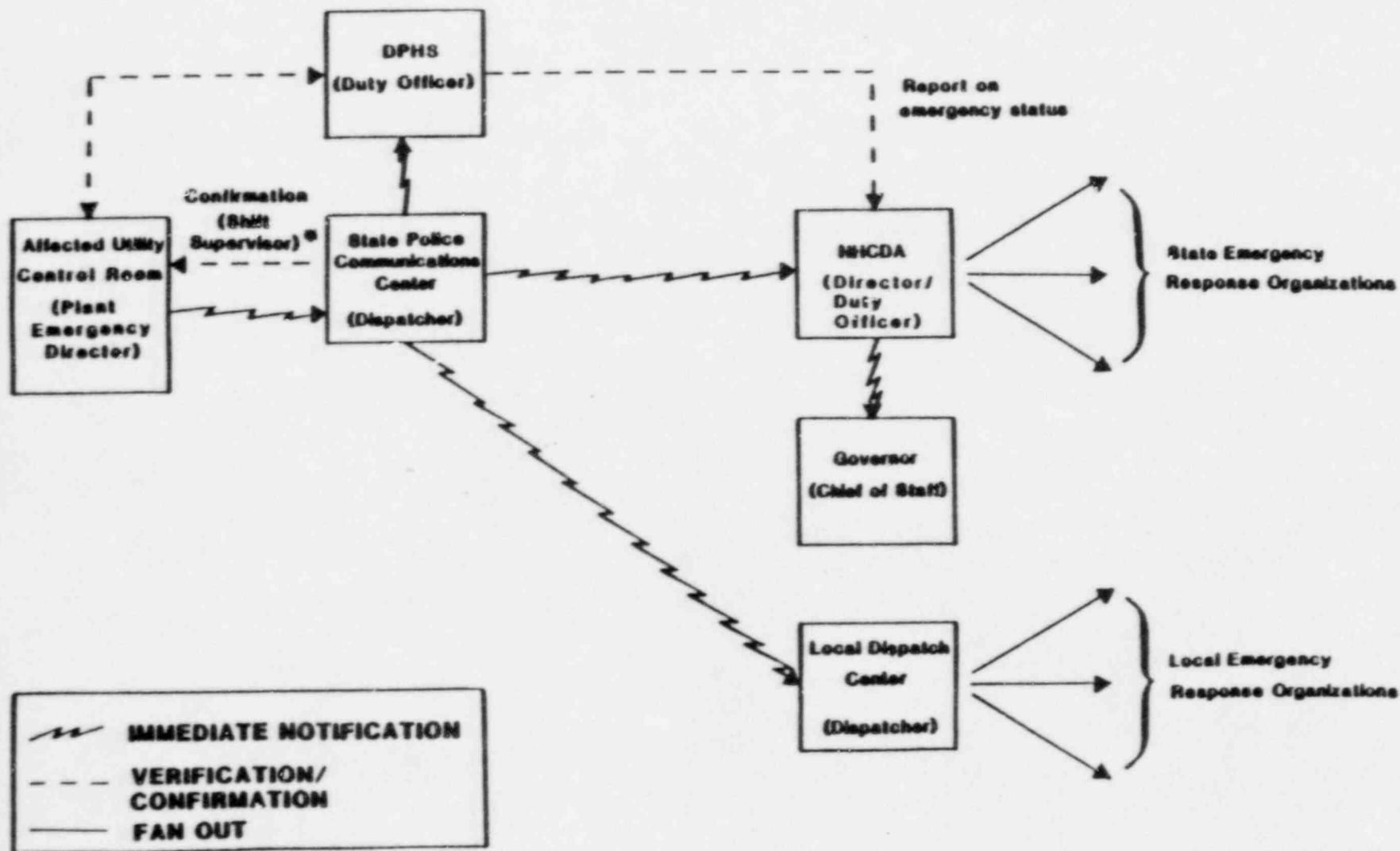
- 1) DPHS - which will verify plant status with the utility, and obtain technical information necessary to assess the accident's consequences
- 2) NHODA - which will activate the State Emergency Response Organization, and
- 3) the Rockingham County Dispatch Center which will notify local government Emergency Response Organizations, including the Town of Newfields.

Figure 5 is an illustration of this notification procedure.

Once notified by State Police, the Rockingham County Dispatch Center will notify each of the 17 local Emergency Response Organizations in the Seabrook Station EPZ. Each local plan specifies the Emergency Classification Level at which each local government will be notified. The Town of Newfields has elected to be notified upon the declaration of an UNUSUAL EVENT. The County dispatcher will initiate contact with the Town of Newfields through the Newfields Police Officer On Duty or On Call.

Newfields maintains 24-hour police coverage with a Police Officer either on duty in the Police office or vehicle or on call. During duty hours, the Newfields Police Department maintains continuous radio communications with

FIGURE 5
Emergency Notification Procedure



Town, County, and State law enforcement agencies. During on-call hours, the officer on call will be notified via pocket voice pager or telephone. Simultaneous direct notification from Rockingham County Dispatch will also be given to the Newfields Selectmen and Civil Defense Director via pocket voice pager. This will serve as a secondary notification path should the Police Officer On Duty Or On Call be unavailable.

After receiving and verifying the Initial Notification message the Police Officer On Duty or On Call will contact the key members of the Newfields Emergency Response Organization to notify them of the emergency situation. The people to be contacted include:

- The Selectmen
- Civil Defense Director
- Fire Chief
- Police Chief
- RADEF Officer**
- Highway Agent*
- Health Officer*
- Treasurer*

* Contacted at Selectmen's discretion for ALERT, automatically for SITE AREA EMERGENCY and GENERAL EMERGENCY.

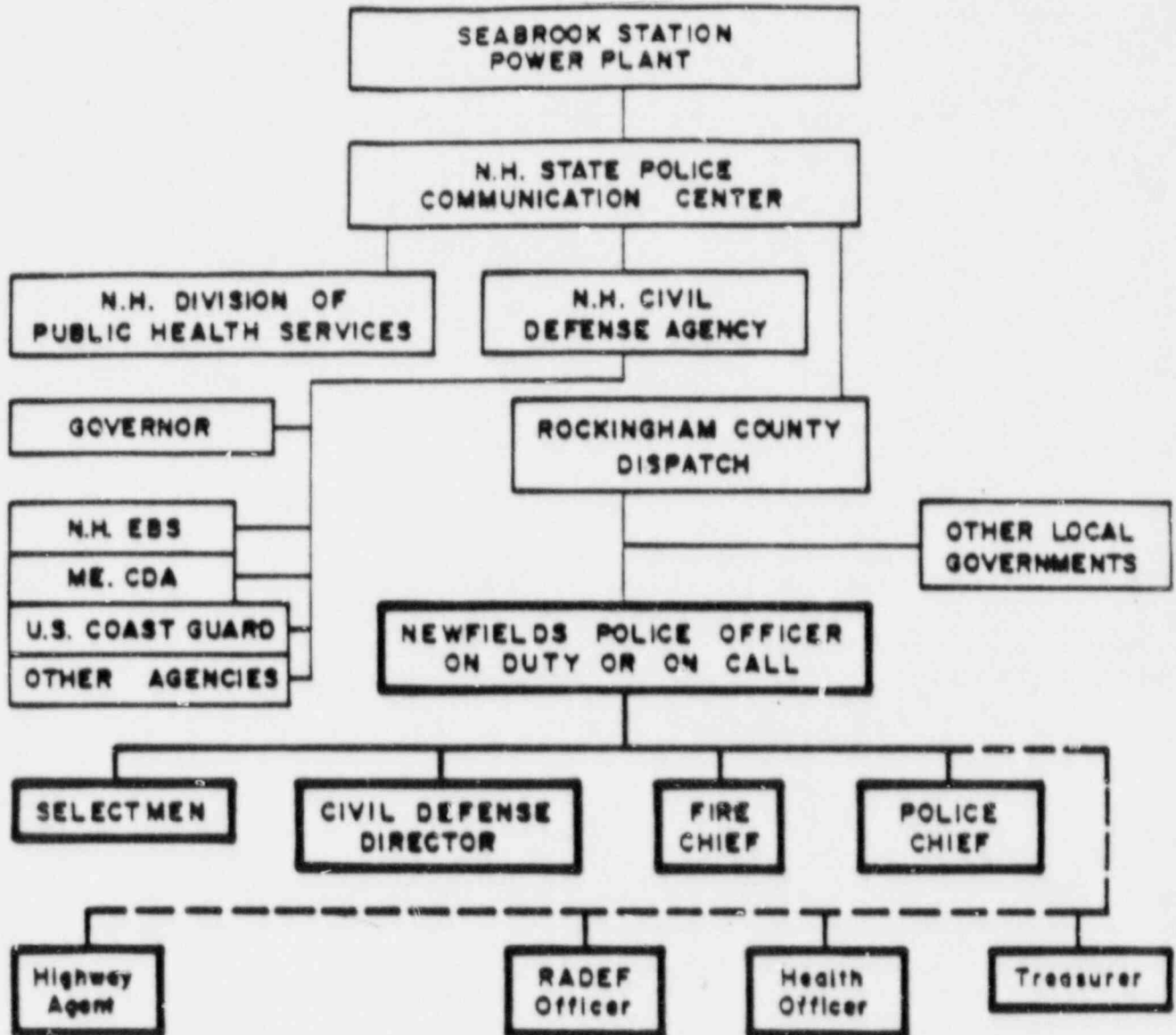
**Automatically notified at ALERT.

Figure 6 outlines the Town's notification fanout scheme.

Changes in Emergency Classification Level

Developments, subsequent to the event which originally triggered the Initial Notification, may require the emergency to be reclassified. Any escalation or de-escalation of the emergency classification requires prompt notification to the NH State Police Communications Center by the utility. The notification of a change in Emergency Classification Level will be confirmed by State Police. Notification of NHCOA, DPHS, and the Newfields Emergency

FIGURE 6
24-HOUR NOTIFICATION FANOUT SCHEME
TOWN OF NEWFIELDS



NOTE: All Newfields functions are in bold outline.

(—) Indicates immediate notification for all classes of emergencies.

(---) Indicates others to be notified at the discretion of the Selectmen for an ALERT and automatically for a SITE AREA EMERGENCY or GENERAL EMERGENCY.

Response Organization will proceed as previously described for the Initial Notification. Upon activation of the Town EOC, the key members of the Newfields Emergency Response Organization may be notified by contacting the EOC.

Termination of emergency status, including initiating of recovery operations, will follow the same notification procedures followed for changing Emergency Classification Levels.

Public Alerting

High-powered sirens are the primary means of providing public alerting to the transient and resident population within the Seabrook Station plume exposure pathway Emergency Planning Zone (EPZ). The purpose of the audible alerting sound is to advise people within the EPZ to listen to Emergency Broadcast System (EBS) radio stations to receive emergency information and instructional messages from State officials.

The siren system comprises a total of 137 individual sirens installed throughout the Seabrook Station EPZ, 94 in New Hampshire and 43 in Massachusetts. In Newfields, there are two sirens, each with a rated output of 123 dBC at a distance of 100 feet. The locations of the sirens in Newfields are listed in Table 3A; the siren locations are also depicted on the Siren Location Map included in the Map Section at the end of this volume.

The sirens in Newfields can be operated in either a "siren" mode or a "public address" mode. In their normal, "siren" mode of operation, the sirens can produce several distinct sounds. The Civil Defense "Alert" signal (a loud, high-pitched tone) will be used to provide public alerting in the event of an emergency at Seabrook Station. The other siren sounds available can be used by Newfields and/or State officials for other purposes of their own choosing. In the "public address" mode, voice messages can be broadcast over the sirens.

The sirens in the Seabrook Station Alert and Notification System are activated and controlled with an encoded signal broadcast over a dedicated radio channel. Each siren in the system can be activated and controlled from

a central siren control point, with backup activation and control functions provided by the municipality in which the siren is located. For all sirens in New Hampshire, the primary activation and control point is the Rockingham County Dispatch Center (RCDC), in Brentwood. The local siren control and activation point is located at the Newfields Fire Station.

In the event of an emergency at Seabrook Station, the New Hampshire Civil Defense Agency (NHODA) will coordinate the activation of the siren system and the EBS radio network. Normally, the sirens in Newfields will be activated by the RCDC. The Newfields Fire Chief will be informed as to the time of siren activation, and is responsible for verifying that the local sirens have sounded at the scheduled time. If the sirens have not been activated at that time, the Fire Chief will coordinate local (backup) activation procedures through the Newfields Selectmen and NHODA.

To supplement the public alerting functions provided by the siren system, tone-alert radio receivers will be provided to certain institutions and individuals in Newfields. Institutional recipients of tone-alert radio receivers include schools, day-care centers, medical facilities, businesses with 50 or more employees at one location, and other facilities that may have to internally coordinate their emergency response activities. Tone-alert radio receivers equipped with visual alerting lights will also be provided to hearing-impaired residents. The tone-alert radio receivers will be activated by a special signal broadcast over the EBS network, and will provide both an alerting tone and verbal information and instructional messages. A list of recipients of tone-alert radio receivers in Newfields will be kept by the Newfields Civil Defense Director.

TABLE 3A

SEABROOK STATION PUBLIC ALERTING SYSTEM

2

SIREN LOCATIONS
NEWFIELDS, NEW HAMPSHIRE

<u>Designation</u>	<u>Rating</u>	<u>Site</u>
NF-1	123	Near northwest corner of Central Fire Station, Piscassic St.
NF-2	123	North side Piscassic Road (Route 87), approximately 3000 ft. east of RR Crossing in Littlefield

The audible alert system for Seabrook Station may be supplemented by other notifications. Section 2.1 of the NHRERP outlines the notification responsibilities of State and Federal agencies involved with notifying remotely located persons or patrons of State recreational facilities. In addition the Fire Chief in Newfields maintains confidential lists of Newfields citizens with special notification needs. These include handicapped persons within the town who have made themselves and their needs known to the Town through response to the Emergency Public Information Booklet Survey. These persons will be notified by telephone, by dispatch of police cruisers or other emergency personnel, or by other suitable means devised by the Newfields Fire Chief.

Public Dissemination of Information and Instructions

After initial public alerting has been accomplished, through the sounding of the CD "Alert" signal over the siren system, all official information and instructional messages will be broadcast to the public over the Emergency Broadcast System (EBS). The public's high reliance on radio for news information makes EBS a good medium for keeping the public informed during an emergency.

WOKQ (97.5 FM) and several other EBS radio stations have been selected for inclusion in the emergency information network. WOKQ provides coverage of the entire EPZ on a 24 hour basis. The station also has backup power.

Sample EBS messages have been prepared and are included in Appendix G to the NHCOA Procedures.

C. EMERGENCY COMMUNICATIONS

Town of Newfields Communications System Description

The Town of Newfields is served by a sophisticated communications network. The Police Station is co-located with the Town Hall on Main Street. The Fire Station and EOC are co-located at Junction Piscassic Road and Route 85. The Newfields Police Department is dispatched by Rockingham County Dispatch. The Newfields Fire Department is dispatched by Exeter Dispatch Center.

Initial notification of an incident at Seabrook Station to the Newfields Emergency Response Organization would occur as follows; The utility would notify the New Hampshire State Police communications center, the NHSP dispatcher would notify Rockingham County Dispatch (hereafter RCD). RCD will notify the Police Officer on duty or on call, this notification will be made via radio pager.

At the same time the radio page is sent to the Police Officer on duty or on call, a simultaneous notification will also be provided by RCD to the Selectmen and the Civil Defense Director via radio pagers. The Police Officer has the primary responsibility for verifying the receipt of the radio page to the Emergency Response Organization for the town.

The Police Officer will receive subsequent updates and information from RCD until the EOC becomes operational. Once the EOC is operational, it will become the focus of all emergency communications for the town.

The EOC dispatch area is located on the second floor of the Fire Station. This specially equipped dispatch area has been equipped with enhanced communications capabilities to handle additional communications associated with the RERP. An emergency power generator will be installed at this location.

Most of the emergency communications equipment discussed in this section is used by the various public safety agencies on a day-to-day basis. For this reason, many of the systems are in constant use or are tested frequently. No system is tested less frequently than once a month. In addition, the entire emergency communications system is tested for use in a radiological emergency response during bi-annual exercises. Sufficient equipment exists to cover for equipment removed for service or repair.

Local Civil Defense field operations are coordinated on the police and fire frequencies.

The communications network consists of (6) subsystems which are described below.

1. The New Hampshire Civil Defense Command and Control Network

Once the EOC is operational this system will provide the primary Command and Control mechanism and provide notifications and informational updates to the EOC. This system will provide a communications link between each local EOC, (EPZ and Host) and the IFO in Newington.

This system allows all of the EPZ and Host communities local EOCs the ability to communicate with each other.

All of the radios installed as part of this network have a built in selective call feature which will allow one station to selectively alert another station. The stations at the IFO and the State EOC also have the ability to transmit an "allcall" signal which will alert all of the stations in this system simultaneously.

Normal system communications are relayed through a VHF-Low band repeater. In the event the system experiences a high amount of radio traffic, the repeat function will be disabled and the IFO dispatcher will assume control of the repeater and will control the communications that occur on the system.

Communications that occur on this system will take place in a "clear voice" mode. All communications that occur on the system are linked back to the State EOC in Concord. The State EOC can operate the repeater and communicate to the local EOCs should that become necessary.

NOTE: All key components of this system have a backup electrical source in place or in the process of being installed.

2. The EOC Base Station

This base station may communicate with all Police and Fire Departments in Rockingham County. This system operates with a new high power multifrequency scanning base station installed at the EOC.

3. Police Dispatch Radio Network

The Town of Newfields Police Department operates on the common radio frequencies utilized by Rockingham County Police Departments. This system employs (3) primary radio channels to communicate between Rockingham County Dispatch and local Police Departments. Newfields Police also has the capability to communicate directly with Stratham Police and Newmarket Dispatch Center. A quantity of portables also have been provided to allow for staffing of traffic control posts and to have sufficient portables available for other police activities.

4. Fire Dispatch Radio Network

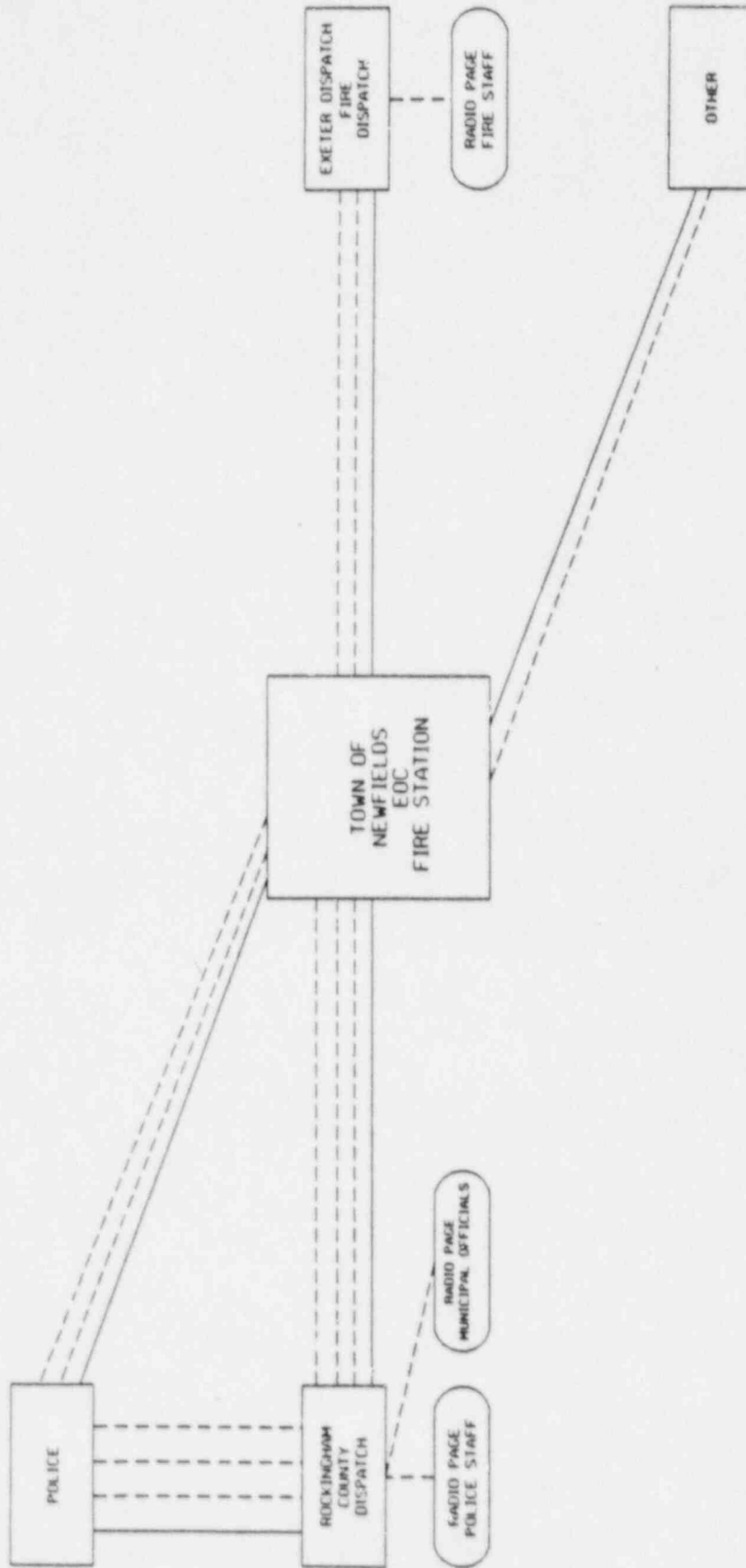
The Town of Newfields Fire Department operates on the common radio frequencies utilized by most Rockingham County Fire Departments. This system employs (2) primary radio channels to communicate between dispatch centers and local departments and to communicate between local departments apparatus for mutual aid purposes. The Newfields Fire Department is dispatched by Exeter Dispatch Center.

5. Amateur Radio, ARES Radio System

Installed at the Newfields EOC is a (2) meter programmable base station capable of operating on all (2) meter frequencies. The ARES network is a backup system to the NHODA Command and Control radio system and will allow the local EOC additional channels to communicate with the IFD and other EPZ and Host communities.

6. Commercial Telephone Network

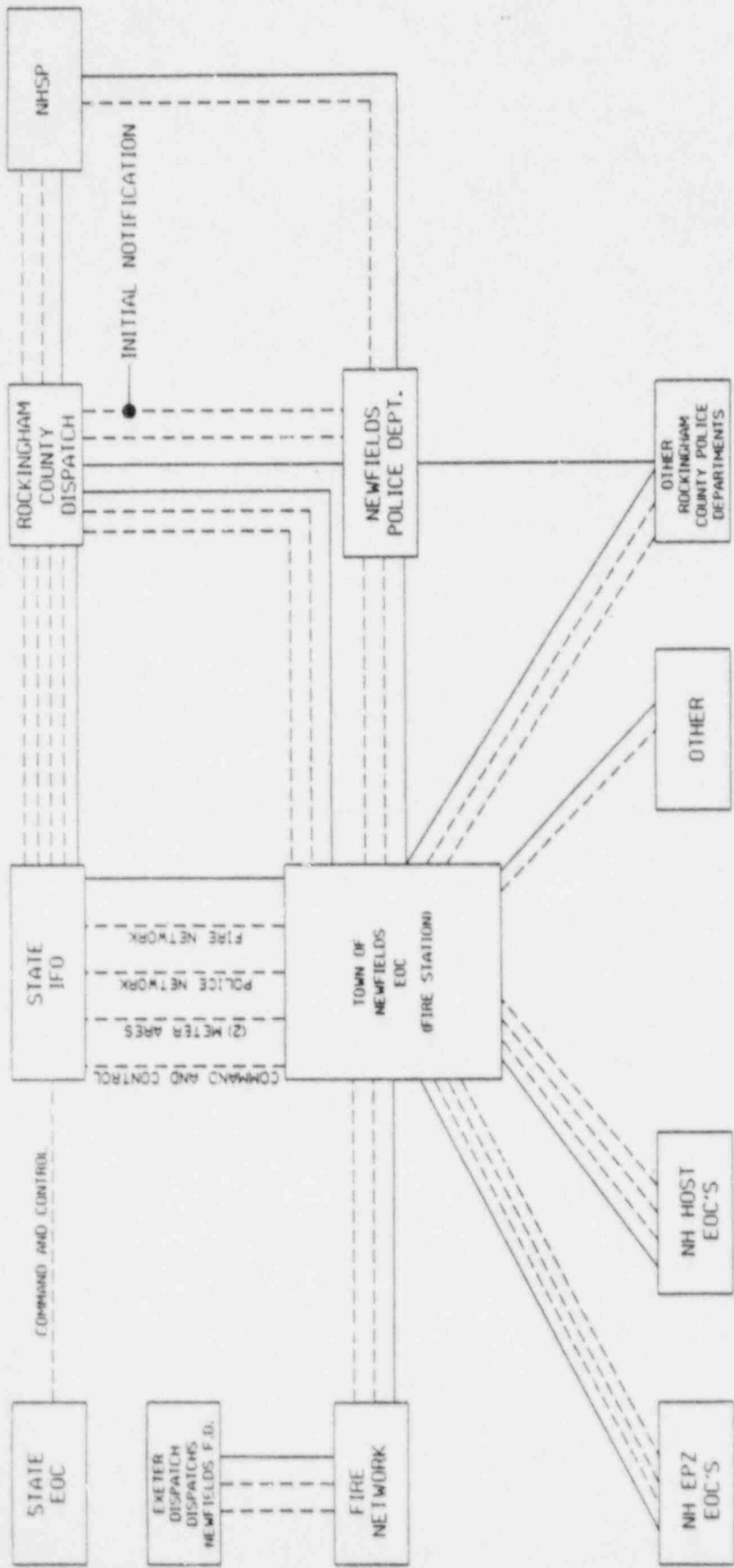
The Newfields EOC has been equipped with a specially designed key telephone system. Additional lines have been added to accommodate the additional communications associated with the RERP.



NOTE: ALL FREQUENCIES UTILIZED BY THIS SYSTEM ARE KEPT ON FILE AT THE EOC.

LEGEND:
2 WAY RADIO = - - - - -
TELEPHONE = _____

7	TOWN OF NEWFIELDS INTERNAL SIMPLIFIED BLOCK DIAGRAM
---	---



NOTE: ALL FREQUENCIES UTILIZED BY THIS SYSTEM ARE KEPT ON FILE AT THE EOC.

LEGEND:

2 WAY RADIO = ———
TELEPHONE = - - - -

8

TOWN OF NEWFIELDS
SIMPLIFIED EXTERNAL
COMMUNICATIONS NETWORK

D. PUBLIC EDUCATION AND INFORMATION

In New Hampshire all public education and information responsibilities are assumed by the State. The term "public education" refers to pre-emergency education of the public in matters related to nuclear power, radiation and emergency response actions. The State public education program consists of five elements:

1. A public information booklet
2. Information on adhesive labels to be placed in the home
3. Emergency information placed in a dedicated page of the local telephone book
4. Poster with emergency information to be prominently displayed in public places, and
5. Annual news media orientation.

These materials provide information on radiation, a contact person from whom more emergency information can be obtained, a description of protective measures that may be taken in response to an emergency situation at Seabrook Station, and instructions for those with special needs to contact appropriate public officials. Each of the five elements of the program is described in detail in Section 2.3 of the NHRERP.

"Public information" refers to the dissemination of official public information through the news media during a radiological emergency and the recovery and re-entry period immediately following the emergency. Careful coordination of news releases among all involved agencies and Seabrook Station is essential to ensure consistency of information to preclude public confusion and thus facilitate orderly and efficient responses.

A representative of the Governor and/or NHODA will coordinate news releases with the utility and Massachusetts' agencies from the Media Center at

the Newington Town Hall in Newington, NH. This is the only location at which major news media support will be offered. Newfields officials can also obtain emergency information by contacting NHODA by telephone at the IFO/EOF in Newington, the State EOC in Concord, or via the Civil Defense radio network. State personnel will also monitor the operation of the NHY rumor control center. The state also operates a rumor control center. The toll-free telephone number is listed in Volume 2 Appendix K and published in the public information calendar. This center will actively seek to identify rumors and remedy them by prompt, accurate news releases. Likewise the utility will maintain, and the State personnel will monitor a public information telephone number that residents may call for plant status information. Details on the operation of the Media Center and the rumor control activity are provided in Section 2.3 of the NHRERP.

Since the State maintains the responsibility for public education and information, the Town is not required to participate in media relations. At their option the Selectmen may choose to deal with local news media. If the Selectmen elect to release news to local media representatives they will establish a briefing room in the Town Hall. Such optional briefings will be limited to the status of emergency response activities in the Town of Newfields. Briefings on plant status and accident assessment will be conducted only by Federal, State and utility officials from the Media Center. The Selectmen should notify the State personnel in the Media Center, in advance, their intent to hold any local briefing including the nature of information to be released. The Selectmen should provide copies of any written releases to the Media Center in advance of issuing them to the media.

E. EMERGENCY FACILITIES AND EQUIPMENT

There are three sets of emergency facilities used to support offsite emergency response for Seabrook Station: utility-operated facilities, State-operated facilities and locally-operated facilities. These facilities and their relationships to emergency response activities for the Town of Newfields are described below.

Utility-Operated Facilities

There are three utility-operated facilities that have significant roles in offsite emergency response. These are the Emergency Operations Facility (EOF), the control room and the Media Center.

The primary exchange of information between the onsite and offsite Emergency Response Organizations occurs in the EOF. Information concerning the reactor status, utility dose projections, and monitoring data is transferred to State personnel located in the EOF by the utility in accordance with the utility's emergency plan. (Ref. Seabrook Station Emergency Plan, Section 8.5). No local emergency response personnel are involved with activities at the EOF. The EOF is located with the IFO at Newington Station in Newington.

The Power Plant Control Room is not an integral part of the offsite emergency response facilities. It is, however, linked to the offsite facilities in two important ways. First, it is from the control room that notification of the Emergency Classification Levels to the State is initiated and verified until the EOF is activated. Second, it is from the control room that technical data about the incident is provided to utility representatives in the EOF. As with the EOF no Newfields personnel are involved with any control room activities.

The Media Center is the central coordination point from which information about the incident and the emergency response will be released to representatives of the news media. It is located in Newington Town Hall.

In the Media Center public information officials of the utility, as well as State and Federal officials, will coordinate their activities. (Ref. Seabrook Station Emergency Plan, Section 11.3). Rumor Control is also conducted from the Media Center. The State Public Information Officers located in the Media Center have a direct dedicated communications link with the State EOC. The Media Center may be a source of information to the Newfields Emergency Response Organization, however, no participation in issuance of news releases and press briefings by local officials is expected.

State-Operated Facilities

The State operates six emergency response facilities, plus decontamination centers and the four Reception Centers for Seabrook Station. The State Emergency Operations Center (EOC) is the central command center for the offsite emergency response by the State and affected municipalities in New Hampshire. The State EOC is located in the NHODA offices at 107 Pleasant Street in Concord, NH. NHODA is responsible for the operation of this facility.

The IFO is the State facility located closest to Seabrook Station. It is the facility from which the NH Civil Defense Agency will communicate with State emergency workers and local Emergency Response Organizations. State field operations are directed from the IFO. The IFO, which is located in the Newington Station in Newington, receives direction from the State EOC in Concord, NH. The IFO is co-located with the EOC.

The State Police Communication Center is the central communication and information point for the New Hampshire State Police. This facility has two radio dispatch consoles. One console uses a low-band frequency and is reserved for State Police dispatch. The other uses a high-band frequency to communicate with other State agencies and local Police Dispatchers including Rockingham County Dispatch Center. Emergency and routine communications services are provided by several dispatchers on a 24-hour basis. Communication links to the utilities, NHODA, DPHS, local dispatch centers, State Police Troop A, the Governor, and other State agencies, as well as State Police organizations of other states, are provided by this communication center.

For the Seabrook Station EPZ two State Transportation staging areas will be activated to serve as the reporting place for buses, ambulances and personnel which will be used to support evacuation. Vehicle and personnel dispatch will be coordinated from these locations.

The Rockingham County Sheriff's Department will be responsible for the operation of these facilities.

2

Reception Centers are operated to accommodate the emergency service needs of evacuees leaving the EPZ in the event an evacuation is recommended. For the Seabrook Station EPZ, there are four Reception Centers. The Reception Center to which residents of Newfields would be directed is Memorial High School in Manchester, New Hampshire. In a Reception Center, evacuees are registered and provided temporary services. These facilities will not be used to house evacuees for prolonged periods of time. In the event mass care services become necessary they will be provided in satellite mass care centers operated by the Red Cross. The centers will be selected and opened based upon the level of demand for this service.

A decontamination center will be located with the Reception Center. Removal of radioactive material from individuals and/or equipment that may have been contaminated will occur in these facilities. Most decontamination involves relatively simple washing procedures. If special equipment is required, individuals will be transferred to facilities equipped to treat radiologically exposed individuals (see Section 2.8 of the NHRERP for a list of facilities). The decontamination center, therefore, requires only ample washing facilities and parking areas.

DPHS Laboratories contain the laboratory equipment for the radiological analyses necessary to support the State field monitoring activities. In this facility, radiological and chemical analyses can be performed on particulate filters, animal feed, liquid milk or food samples, and water samples. The laboratory's equipment and its capabilities are listed in the NHRERP.

Locally-Operated Facilities

The Seabrook Plume Exposure EPZ is served by a system of local dispatch centers and by Emergency Operations Centers (EOCs) for each of the 17 municipalities within the EPZ. These facilities provide Police, Fire, and emergency medical dispatching for the local municipalities in their respective service areas.

The Newfields Emergency Operations Center (EOC), located in the Fire Station, will be the center for direction and control of the emergency response in Newfields. This facility has ample space to accommodate all key Town officials. A generator supplies backup power for this facility. The

Selectmen will recommend the activation of the EOC upon declaration of a SITE AREA EMERGENCY or GENERAL EMERGENCY. Depending upon the circumstances, they may recommend its activation for an ALERT Emergency Classification Level. The following EOC positions shall be staffed upon activation:

- Selectmen
- Civil Defense Director
- Fire Chief
- RADEF Officer
- Police Chief
- Health Officer
- Highway Agent
- Treasurer
- EOC Dispatcher

Figure 9 is a floor plan of space assignments in this EOC.

The relationship among the emergency response facilities, described above, is shown in Figure 10. This figure shows the relationships among these facilities during an emergency response. The State Police Communications Center and the local dispatch centers are not shown in this figure because they are used solely for the purposes of emergency communications. For a description of the communications among these facilities, see Section 2.2 of the NHRERP.

Emergency Equipment

Radiological monitoring equipment consisting of low-range and high range self-reading dosimeters (CDV-138 and CDV-730), TLDs and survey instrument kits (CDV-777-1) have been issued to Newfields by NHCOA. The RADEF Officer will store, inventory, and operationally check units in his possession quarterly (a listing is contained in Appendix C). Calibration will be performed by NHCOA annually. Repairs and replacement of instruments will be done as needed. Supplemental monitoring equipment, as required, will be provided through NHCOA, during an emergency.

FIGURE 9
FIRST FLOOR PLAN
NEWFIELDS EOC

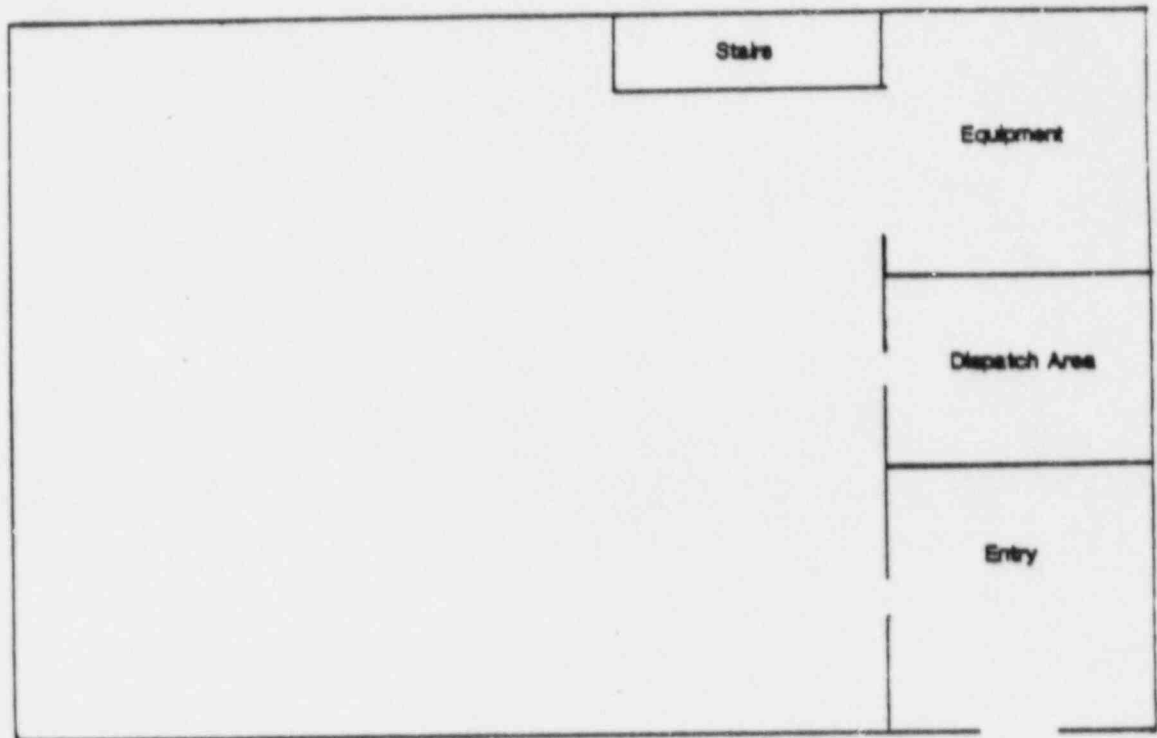


FIGURE 9
SECOND FLOOR PLAN
NEWFIELDS EOC


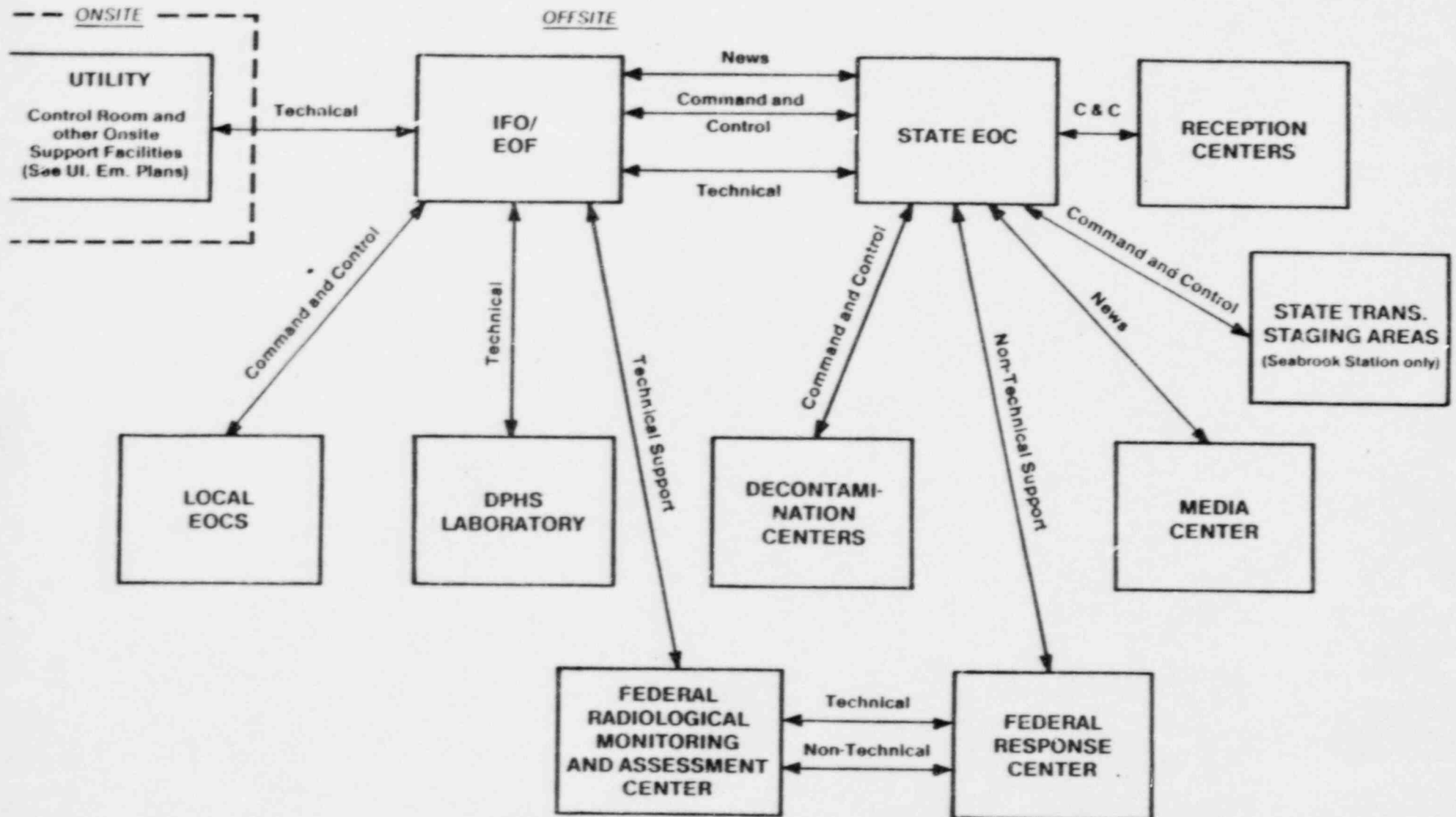


FIGURE 10

Relationships Among Emergency Facilities



Inventories of other Town resources and equipment are included in Appendix C to this RERP. These resources include Town vehicles, personnel rosters, fire equipment, and communications equipment. Should the Town require personnel or equipment beyond that listed in Appendix C it will rely on State resources. State resources will be requested by the Newfields Civil Defense Director who will forward his requests to the NHCOA IFO Controller in Newington. Several State agencies are prepared to provide backup equipment and personnel. The agencies and the support they may provide are outlined in Sections 1.3 and 2.4 and in Appendix C of the NHRERP.

F. ACCIDENT ASSESSMENT

The Town of Newfields has no direct responsibilities for accident assessment. The State is responsible for providing this service.

DPHS is responsible for accident assessment in the State of New Hampshire. DPHS will coordinate and arrange for independent offsite monitoring, assess potential offsite health hazards with assistance and make appropriate protective action recommendations to the Governor, or his authorized representative and to NHCOA relative to protective actions to be taken to minimize public exposure during a radiological incident.

DPHS may, during the course of an accident and to supplement its offsite monitoring data, call upon town emergency personnel to take background readings in the immediate area of the EOC using available equipment. The request, and any special instructions, will be made from the DPHS staff at the IFO, via NHCOA radio, to the EOC. Data will be sent to DPHS at the IFO in the same manner.

The State's plans for accident assessment are described in Section 2.5 of the NHRERP. Supplementary data on population distribution that should be considered in accident assessment is included in Appendix E to the NHRERP.

G. PROTECTIVE RESPONSE

General

There are several actions that may be taken to protect the public in the event of an actual or potential radioactive release from Seabrook Station. The application of a particular action would depend upon a number of factors, such as time, demographic conditions, wind direction and velocity, weather conditions, and accident severity. The Governor of New Hampshire has ultimate responsibility and will make the final decision in consultation with the Director, NHCOA, and the Director, DPHS, on recommended protective actions.

Protective actions include both measures to minimize direct exposure within the Plume Exposure EPZ and measures to minimize indirect exposure within the Ingestion Pathway EPZ. The former includes Access Control to affected areas, sheltering, and evacuation; the latter includes control of food, water and milk. Protective actions in New Hampshire will generally be implemented on a municipality by municipality basis. This means, for example, that either sheltering or evacuation would be implemented town wide, but one town could be advised to take shelter while an abutting town is advised to evacuate or take no protective action.

Access Control

Access Control can be highly effective in preventing the exposure of personnel by barring their entrance into possible exposure areas. It consists of the establishment of barriers and the assignment of personnel to prevent non-residents and people not involved in the emergency response from entering all or part of the Plume Exposure EPZ. It is also an effective means of reducing traffic congestion on key roadways.

The New Hampshire State Police will control access to the Seabrook Station Plume Exposure EPZ. Their plans for Access Control are outlined in Section 2.6.5 of the NHRERP; the Access Control points they will cover are mapped in Section 2.6 of the NHRERP.

State Police Troop A has its headquarters in Epping, New Hampshire. The Troop A procedures describe the methods to be used to exclude unauthorized persons from the Seabrook Station Plume Exposure EPZ or a subsequently designated Exclusion Area. Use of State Police for this function allows the Newfields Police Department to concentrate on traffic control and law enforcement within the Town.

Sheltering

Sheltering involves remaining inside, closing all doors and windows, turning off all ventilation systems, extinguishing all unnecessary combustion, and sealing, to the extent possible, all other access to the outdoor air. All these actions limit the exchange of indoor air with outdoor air that may be contaminated with radioactive materials. Heavier construction materials or increased layers of building material increase the amount of protection from exposure to radiation. Therefore, shelter should be sought in the lowest level of the building (e.g., in basements), away from windows. Sheltering can reduce both whole body and thyroid radiation doses.

Generally, sheltering can provide protection for two to five hours. This degree of protection is afforded by small structures. It is a valid level of protection to assume for the Newfields portion of the Seabrook Station Plume Exposure EPZ because most of the structures in the town are domestic, wood frame buildings. The main reason sheltering is a valuable protective action is that it can be implemented quickly, usually in a matter of minutes. The dose reduction from which an individual benefits by sheltering is a function of how well the structure is sealed and how long the Plume takes to travel over the area.

Once a decision to recommend sheltering as a protective action has been made by the Governor, NHCDA will instruct the Newfields Civil Defense Director of the intent to recommend shelter. Subsequently the NHCDA will inform the public via the Emergency Broadcast System. The EBS message will include, but is not limited to:

- 1) The towns in which shelter is recommended;
- 2) Special instructions for transients, campers, etc. including the location of public shelter, if applicable;
- 3) The basic shelter instructions which will be broadcast over EBS are:
 - a. Close all doors, windows and vents;
 - b. Turn off non-essential fans, heating equipment or air conditioners;
 - c. Extinguish all non-essential combustion;
 - d. Remain indoors with pets until advised otherwise;
 - e. Do not use telephone except for emergency;
 - f. Keep radio tuned to WOKQ (97.5 FM) for further information.

Messages that will continue to keep the public informed during sheltering will be broadcast on EBS.

New Hampshire employs the "Shelter-in-Place" concept. This concept provides for sheltering at the location in which the sheltering instruction is received. Those at home are to shelter at home; those at work or school are to be sheltered in the workplace or school building. Transients located in buildings which may serve as suitable shelters will be asked to shelter at the locations they are visiting if this is feasible. Transients without access to suitable shelters will be advised to evacuate as quickly as possible in their own vehicles (i.e., the vehicles in which they arrived). Departing transients will be advised to close the windows in their vehicles and use recirculating air until they have cleared the area subject to radiation. If necessary, transients without transportation may seek directions to a nearby public building from local emergency workers. Public buildings may be seized and opened as shelters for transients, on an ad hoc basis, if an unforeseen demand for shelter arises during an emergency.

Sheltering may not be considered a feasible protective action on the seacoast beaches during the summer. For this reason early, precautionary evacuation of these areas may be implemented.

Individuals located in State parks and outdoor recreation areas will be asked to leave open areas and leave the EPZ or enter one of the shelters, if available, in the local communities. The Department of Resources and Economic Development and the Department of Fish and Game and the Division of Boating Safety have the responsibility to locate and notify these individuals. The Coast Guard is responsible for notifying individuals in boats on the open sea adjacent to Seabrook Station.

2

Transients without access to shelters or vehicles, in which they may evacuate when sheltering has been recommended, will be provided for by the Civil Defense Director. The Civil Defense Director will provide transportation for these transients or bring them to a suitable location where they may be sheltered until the emergency has terminated or until transportation can be arranged.

During sheltering the Newfields emergency workers will continue with their duties unless specifically directed otherwise by DPHS. These duties will include verifying that the public has taken shelter and responding to the emergency service needs of the Newfields residents. Radiological exposure control efforts to be followed by the Newfields emergency workers during this time are outlined in Section II.H. of this RERP.

Evacuation

If all potential radiological exposure can be avoided by implementing a timely evacuation, evacuation may be the preferred Protective Action. Where implementation of Protective Action is deemed appropriate, and where time and plant conditions permit, evacuation will generally be the selected course of action. The constraint to using evacuation is the time required to initiate and implement the action. In addition evacuation involves significant displacement of people, families and economic activity and potential problems associated with controlling access and maintaining the security of evacuated towns. Likewise, evacuation itself involves some limited potential safety risks. These difficulties will be considered by the Governor prior to recommending an evacuation.

Evacuation, like sheltering, will be recommended on a municipality-by-municipality basis. The primary means of transportation for evacuation will be privately owned vehicles. Since most residents of Newfields have access to automobiles, and since there is little dependence on public transportation in town, the dependence on private vehicles is reasonable.

Local emergency planners, however, have the capability to provide supplementary transportation resources. Each municipality has provisions for evacuating residents, including transients. The municipalities are prepared to respond to a limited number of ad hoc requests for public transportation at the time of the evacuation. In addition, the State is prepared to provide emergency transportation resources to those communities that have exhausted the local response capability. The NHCOA Resources Coordinator may dispatch either State-owned vehicles or buses owned by contractors that have agreed to supply support in the event of an emergency. The Resources Coordinator will see that vehicles and drivers are dispatched to the local EOC requesting the assistance.

Special arrangements have been planned for the transport of students (when school is in session), institutionalized people, people without access to private automobiles and people with special needs in the Seabrook Station EPZ. These special arrangements are as follows:

Evacuation of Schools - In the event that an evacuation is recommended during school hours, the schools will be evacuated directly from the school premises to the Reception Center at Memorial High School in Manchester, New Hampshire. The children will be supervised at the Reception Center until they can be released to a parent or guardian.

Provision of the buses and vans for evacuation has been coordinated by the NHODA. In the event of an evacuation the State Resources Coordinator will direct the dispatch of buses from the State Staging Area to the Local Staging Area (EOC) where they will be provided maps and directions to the schools. These buses may be pre-staged at the Local Staging Area prior to an evacuation recommendation. Any additional bus needs can be coordinated through the IFO local liaison and the State Staging Area.

Evacuation procedures for the schools in Newfields are attached as Appendix F.

Evacuation of Other Special Facilities - The Town of Newfields has no other special facilities.

Evacuation of Residents Requiring Transportation - An annual survey is performed by NHODA to determine exact needs through the use of postage-paid mail-back cards which are sent to all persons residing in towns located within the EPZ. Some of the Newfields residents may depend on publicly provided transportation during an evacuation. In the event of an evacuation, the State Resources Coordinator will direct the dispatch of the buses from the State Staging Area to the Local Staging Area (EOC). At the EOC, the buses will be provided with route maps and directions for driving along pre-designated routes for the pickup of residents requiring transportation. EBS messages will direct residents requiring transportation to report to the nearest bus route location for pickup. Designated bus routes are outlined in the State public information brochure provided to all EPZ residents. Each vehicle assigned to pick up residents requiring transportation will collect its passengers within the Town and deliver them to the Reception Center in Manchester. Results of the survey regarding residents requiring transportation are included in Attachment 1 of the Civil Defense Director's Emergency Procedures. Any additional unanticipated bus needs will be coordinated through the IFO local liaison.

Evacuation of Special Needs Population - The Civil Defense Director is responsible for maintaining a current listing of the Newfields residents that require evacuation by special vehicle or that require physical help to evacuate. This population component includes people that only require assistance in boarding passenger vehicles as well as those requiring removal by ambulance or special van. The list of such persons is unpublished in order to protect the persons on it. As a supplement to the survey results, residents with special transportation needs not previously identified will be handled on an ad hoc basis as they call in to the EOC to request assistance.

The annual distribution of public information material will contain a postage-paid survey card that will allow persons who have special needs to identify themselves. The results of the annual mailing will be used to update the list held by local officials. In addition, the survey card may be used at any time throughout the year to inform NHCOA of a special need that has developed.

The Civil Defense Director is responsible for ensuring transportation is provided for special facilities, people without automobiles and people with special needs. This includes those individuals previously identified and listed on the Special Needs List, and also any individuals who telephone the EDC requesting transportation assistance. Attachment 1 of the Civil Defense Director's emergency procedure includes the results of the NHODA survey for special needs evacuation demands. These results are listed as transportation requirements. Transportation requirements are transmitted to the town IFD Local Liaison for assignment and dispatch of appropriate transportation resources. State assistance will be requested by the town through the IFD/EDF. One representative of the State's Bureau of Emergency Medical Services (BEMS) will be located at the State EDC in Concord. As outlined in Section 2.3 of the NHRERP, this individual is prepared to respond to requests for assistance for the Town of Newfields.

Evacuation Management - An evacuation of the Town of Newfields will be expedited by evacuation management consisting of instructions to the public, control of access to the EPZ and maintenance of evacuation routes including traffic control at key intersections within the Town of Newfields. Provision of emergency instructions and control of access to the Saabrook Station EPZ are State responsibilities. The State's public information program is described in Section 2.3 of the NHRERP, the State's Access Control plans are outlined in Section 2.6 of the NHRERP and in the procedures for State Police Troop A.

The maintenance of local evacuation routes and provision of traffic control at key locations in Newfields is a local responsibility. The evacuation routes within the Town of Newfields are described in detail in Appendix E and are depicted on the large map contained in the map pocket in this RERP. The major route departing Newfields and leading to the Manchester Reception Center is NH 87 to NH 125 to NH 152 to US Route 4 westbound to I-93 southbound to I-293 (see Appendix J of Volume 6 for more detailed descriptions). The Town Highway Agent will ensure that all evacuation routes are serviceable throughout the course of an evacuation. This is expected to entail normal adverse weather route maintenance only. He will use public works employees, Town vehicles and equipment at his disposal to fulfill these duties. The personnel and equipment available for assignment are outlined in Appendix C. Should the Town's highway resources be insufficient, the Highway Agent may rely on support from

the State for maintenance of evacuation routes. A representative of the New Hampshire Department of Transportation will be available at both the IFO/EOF in Newington and at the State EOC in Concord. The highway maintenance support available from the State is described in Section 2.6.5 and in Appendix C of the NHRERP.

The Chief will provide for traffic control of the designated intersections. The Chief may use either his own staff or other emergency workers assigned to support him by the Selectmen or the Civil Defense Director. The personnel available for these assignments are indicated in Appendix C.

Evacuation time estimates and evacuation route capacities for the Seabrook Station EPZ are reported in Appendix E. The reported 1986 evacuation time estimates for the full EPZ that includes Newfields range from a minimum of 3 hours 40 minutes (region 3 - off-season, weekend, good weather) to a maximum of 9 hours 45 minutes (region 1 - summer, midweek, rainy weather). These data indicate that an evacuation can be managed with one work shift and that 24-hour operation of traffic control points will not be necessary. Upon confirming that the evacuation of the public is complete the Civil Defense Director will recommend any remaining Newfields emergency workers to depart. The Civil Defense Director of Manchester will be contacted to arrange for facilities in Manchester for the Newfields Emergency Response Organization. Upon arrival in Manchester, the IFO Controller will be contacted. It may be determined that the entire Newfields Emergency Organization will not be required. Before releasing them, their supervisors will obtain addresses and/or telephone numbers at which emergency workers may be reached when it is time to begin re-entry operations. The supervisors, in turn, will provide the Selectmen and the Civil Defense Director with their forwarding addresses.

Evacuation of Emergency Facilities - When evacuation of the general population is completed the local emergency organization including the EOC staff will be re-located to the designated host community. Evacuation of emergency facilities will be under the direction of the Civil Defense Director and coordinated with the IFO/EOF in Newington.

Reception of Evacuees - Reception Centers are operated to accommodate the emergency service needs of evacuees leaving the EPZ in the event an evacuation is recommended. There are four Reception Centers for the

Seabrook Station EPZ. The Reception Center designated for use by Newfields residents is Memorial High School in Manchester, NH. In the Reception Center, evacuees will be registered and provided temporary services. These facilities will not be used to house evacuees for prolonged periods of time. In the event mass care services become necessary they will be provided in satellite mass care centers established by the Red Cross.

The operation of the Reception Centers and the decontamination centers is a State responsibility. The NH Division of Human Services manages the Reception Center activities. The resources it provides in these facilities are outlined in Section 2.4 of the NHRERP and in the Division's emergency response procedures. The services provided by DPHS at the co-located decontamination facilities are outlined in Section 2.7 of the NHRERP and in the DPHS Decontamination Center Supervisor Procedures.

The State agencies are aided by emergency response personnel in the host community, as well. The role played by these personnel in assisting with the reception activities is outlined in the Manchester Host Plan.

Protective Actions for Ingestion Pathway Exposure

While the Town of Newfields has no responsibilities for Protective Actions against indirect exposure, the State has several means for reducing potential risks of ingestion. DPHS, the Department of Agriculture, and the Water Supply and Pollution Control Commission are responsible for these activities.

The Protective Actions for indirect exposure are designed to minimize opportunities for the human consumption of radiologically contaminated material.

Preventing contamination of milk is an important element of the Ingestion Pathway protective actions. Actions for controlling consumption of contaminated milk are classified as preventive or emergency actions.

Preventive actions include two approaches. One involves protecting animal feed and recommending dairy farmers to use only stored feed rather than letting the herd graze on potentially contaminated pasture. The second preventive action is for milk that has been directly contaminated. It involves delaying its release to market or diverting it to other uses which allow the radioactivity to decay before consumption. In addition to the above, emergency Protective Actions may require condemning and destroying milk supplies to prevent distribution to the market. Control of milk will be recommended, as necessary, by DPHS, and implemented by the New Hampshire Department of Agriculture by direct contact with the dairy farm owners/operators.

Field and orchard crops or other foods may also be contaminated by deposition from the radioactive plume. Preventive actions require these foods to be stored until the radioactivity has decayed or has been washed off. Emergency protective actions will be used only if crops have been so heavily contaminated that preventive measures are ineffective. In this case, DPHS will recommend, and the Department of Agriculture will implement, control of harvesting, sale of crops, and, if necessary, condemnation of contaminated foods. These protective actions will be implemented by direct contact with the commercial producers.

Water supplies that receive a major portion of their water from the surrounding watershed will be the focus of protective actions for water control. As necessary, DPHS will ask the New Hampshire Water Supply and Pollution Control Commission to control the use of water from potentially contaminated public surface water supplies within each ingestion pathway EPZ. Use of public surface water supplies can be temporarily suspended until testing for radioactivity levels can be undertaken to confirm or refute the need for control. Wells and groundwater sources are not likely to be contaminated, but will be checked if they are muddy or otherwise suspected of having received runoff from contaminated soils.

Additional details on protective actions for ingestion exposure are included in the NHRERP. Section 2.6 describes the protective actions and Appendix D includes lists of the agricultural and water supply facilities that may be controlled.

H. RADIOLOGICAL EXPOSURE CONTROL

The objective of radiological exposure control is to protect emergency workers by restricting their exposure to radioactive materials in a manner that is well within the EPA Protective Action Guidelines for emergency workers (see Table 4) and to provide a means for monitoring and decontamination of individuals and materials. These responsibilities are shared by State and local emergency response personnel. The Director, DPHS, has State-wide responsibility for the radiological exposure control program; the local Civil Defense Director implements the local radiological control program.

DPHS supports the local radiological control program during an emergency, through the IFO, by providing accident assessment. Field monitoring, protective action recommendations and specific guidance and direct assistance for radiological exposure problems beyond the community's capabilities. NHCOA provides maintenance and calibration of radiological equipment stored at the local EOC.

Dosimetry

At the Site Area Emergency ECL, emergency workers will be issued two self-reading "pocket-type" dosimeters, a CDV-138 (0-200mR) and a CDV-730 (0-20R), and a thermoluminescent dosimeter (TLD), in accordance with Attachment 2 of the RADEF Officer checklist.

Dosimeters are stored at the EOC. (Reference Attachment 1 of the RADEF Officer checklist for specific quantities.) NHCOA will provide sufficient quantities of equipment to the local EOC in order to provide for the der anticipated need identified to NHCOA prior to an actual emergency. If necessary, IFO supplies may be used to supplement dosimetry stored at the EOC. (Reference the RADEF Officer checklist).

The RADEF Officer is responsible for ensuring that record keeping procedures and accurate records are being maintained throughout the emergency. The RADEF Officer is also responsible for collecting logs, forms and TLDs and preparing them for forwarding to DPHS upon termination of the emergency.

Emergency workers will wear their dosimetry at all times, read their self-reading dosimeters at a minimum of every 30 minutes, maintain the

appropriate forms and comply with instructions pertaining to exposure control. If a release occurs or a protective action recommendation is made for the community, emergency workers will be instructed to read the self-reading dosimeters at 15 minute intervals.

Exposure Action Levels for Emergency Workers

Emergency workers will notify the local EOC when they accumulate 175mR on their CDV-138. The RADEF Officer will log the report and instruct the worker to begin reading the CDV-730.

Emergency workers will again notify their supervisor at the EOC when they have accumulated 1R on their CDV-730. The RADEF Officer, when given this information, will log the exposure and consult with the Civil Defense Director to determine if the activity being performed by the emergency worker is essential to response operations. If it is nonessential activity, the worker will be instructed to report to the decontamination center. If the activity is essential, one of the following options will be taken:

- o A replacement worker is provided and the emergency worker is instructed to leave the affected area.
- o The emergency worker is given permission to remain on duty until he/she receives an additional 1R of exposure as measured by the CDV-730.

These actions also apply at 2, 3 and 4R, respectively.

Emergency worker exposure action levels may be extended in this manner to a maximum of 5R. Once a worker reaches the 5R on the CDV-730, the worker must be removed from the area. Only State emergency workers specifically authorized by the Director, DPHS, through the IFO, will be allowed to exceed 5R.

The RADEF Officer will notify the IFO of the number of emergency workers exceeding any action level. If an emergency worker reaches the 5R action level, the RADEF Officer will include the name and social security number of the individual in the report to the IFO.

Table 5 provides a listing of the various exposure action levels and a brief explanation of the action required at each level.

TABLE 4

PROTECTIVE ACTION GUIDES

These Protective Action Guides are preliminary and will change. They are shown here to illustrate the types of numbers that can be expected in final guidance.

Projected Dose (Rem) to Individuals in the Population	Recommended Actions	Comments
Whole body <1 Thyroid <5	<ul style="list-style-type: none"> * No protective action required. * State may issue an advisory to seek shelter and await further instructions or to voluntarily evacuate. * Monitor environmental radiation levels. 	Previously recommended protective actions may be reconsidered or terminated.
Whole body 1 to <5 Thyroid 5 to <25	<ul style="list-style-type: none"> * Seek shelter and wait further instructions. * Consider evacuation particularly for children and pregnant women. * Monitor environmental radiation levels. * Control access. 	
Whole body 5 to 25 Thyroid 25 to 125	<ul style="list-style-type: none"> * Conduct mandatory evacuation of populations in the predetermined area. * Monitor environmental radiation levels and adjust area for mandatory evacuation based on these levels. * Control access. 	Seeking shelter would be an alternative if evacuation were not immediately possible.
Projected Dose (Rem) to Emergency Team Workers		
Whole body 25 Thyroid 125	* Control exposure of emergency team members to these levels except for lifesaving missions. (Appropriate controls for emergency workers, include time limitations, respirators, and stable iodine.)	Although respirators and stable iodine should be used where effective to control dose to emergency team workers, thyroid dose may not be a limiting factor for lifesaving missions.
Whole body 75	* Control exposure of emergency team members performing lifesaving missions to this level. (Control of time of exposure will be most effective.)	

* Recommended protective actions to avoid whole body and thyroid dose from exposure to a gaseous plume.

TABLE

EMERGENCY WORKER RADIOLOGICAL LIMITS AND ACTION LEVELS

Type of Limit Action Level	Limit/ Action Level	Actions Required
Whole Body Exposure	175 mR	Emergency worker reports reading to his supervisor.
	1R	Emergency worker reports reading to his supervisor. A determination is made to assign the worker a new action level or instruct worker to leave the affected area.
	2R,3R,4R	Same as 1R
	5R	Local emergency workers will be instructed to leave the affected area. State emergency workers can be assigned a higher action level if their duties are critical to the response effort and no replacement is available, and the new action level is approved by the IFO/Coordinator. Any worker exceeding this level will be included in the Radiological screening program
	10R,15R	Same as 5R for State emergency workers.
	20R	State emergency workers will be instructed to leave the affected area. Additional Exposure must be approved in accordance with Appendix L to DPHS procedure.
	25R	Upper limit of EPA PAG for emergency workers
	75R	Maximum exposure for life saving activities
Thyroid Exposure (Projected)	25Rem	Director, DPHS approves use of Potassium Iodine (KI) for emergency workers
Personnel Vehicle and Equipment Contamination	100cpm with a CDV-700 at 1 inch	Referred to Decontamination Section of the appropriate Reception Center

Thyroid and Respiratory Protection

Both the self-reading dosimeters and TLDs record external whole body gamma exposure. They do not have the capacity to separately monitor Iodine-131. Potassium Iodide (KI) is stored at the local EOC and at the IFO. The KI is issued to emergency workers at the same time as dosimetry, along with instructions for use. Based on actual and anticipated releases, DPHS will determine when KI shall be used by State and local emergency workers. If the power plant has released I-131, and if the projected doses are expected to exceed the upper range of the general population PAG for thyroid exposure (25 rem), the use of KI for emergency workers will be considered. Authorization will be granted by the Director, DPHS, and the EOC will be informed of the authorization by the IFO. The EOC must then communicate instructions to take KI to each emergency worker.

2

Decontamination

Emergency workers, equipment used in the emergency response, evacuees, evacuees' possessions and vehicles may become contaminated with radioactive particulates that have been deposited from the Plume. These individuals, equipment, and vehicles will be screened for contamination at the host community Reception Center. Each community within the Plume Exposure EPZ, however, has CDV-700 survey instruments it may use for screening for contamination of its own emergency workers. Such screening by local officials will be conducted from the EOC, as deemed necessary by the Civil Defense Director, in accordance with Attachment 3 of the RADEF Officer checklist.

If the screening identifies that the level of radioactivity on an individual exceeds 100 CPM above background levels, the contaminated person and his possessions will be sent to a decontamination facility located at each Reception Center, or, after 12 hours from the notice of a General Emergency, to the emergency worker decontamination facility maintained at the Manchester Reception Center. Details on the monitoring to be provided at the decontamination facilities are included in Section 2.7.5 of the NHRERP. Additional details on decontamination and waste disposal are provided in the DPHS Procedures.

2

I. PUBLIC HEALTH

If, during an emergency at Seabrook Station, there are ill or injured individuals who are not contaminated, they will be transported and provided medical treatment in the normal manner.

Given Newfields's distance from Seabrook Station, it is extremely unlikely that any of its residents would become contaminated. If, however, there are individuals who are ill or injured and are suspected or known to be contaminated, they will require special considerations for transport and medical treatment. Whenever practical, such individuals will be transported to one of the following hospitals, or to another facility prepared to treat such individuals (see NHRERP Section 2.8) :

Exeter Hospital, Exeter, NH

Brigham and Women's Hospital, Boston, Massachusetts is prepared to treat critical radiological cases.

The Newfields Health Officer has the responsibility to coordinate with State personnel in matters related to the care of contaminated, ill or injured individuals. Radiation related public health matters will be referred to DPHS for appropriate recommendations and/or action. The emergency medical support capabilities that may be provided by the State are described in Section 2.8 of NHRERP.

J. RECOVERY AND RE-ENTRY

Recovery in offsite areas consists of establishing plans and procedures for deciding when and how to relax protective measures, including returning to evacuated areas. In New Hampshire, the decision to initiate recovery and re-entry operations is made by the Governor, who will base his decision on the recommendations of DPHS and NHCOA. These agencies may recommend

Recovery from Sheltering
Recovery from Evacuation or
Recovery from Food and Water Control

The process involved in providing recommendations to the Governor is outlined in Section 2.9 of the NHRERP. When it has been determined that plant conditions have stabilized or are improving with no chance of worsening, the Governor, in consultation with the Director of NHCOA and the Director of DPHS shall direct that recovery operations shall begin.

Following the initiation of recovery operations by the Governor, the Director of NHCOA or his designee will poll the heads of each of the agencies or departments within the EOC to determine the requirements to return the affected areas to their pre-emergency condition. Items to be considered are, listed below, however, considerations should not be limited to:

- o coordinating area radiological surveys, evaluating data and identifying areas to be re-entered,
- o mobilizing necessary resources, manpower and equipment,
- o determining transportation and traffic control requirements,
- o determining additional communication needs,
- o determining from local municipality officials whether all utilities are functioning, food and water supplies are adequate, and that the evacuation effects on public health and sanitation are mitigated,
- o determining the need for public announcements and EBS messages,
- o notification of the public at the Reception Centers specifying area to be re-entered,
- o determining the need for Federal assistance,

- o determining security needs including police and fire protection,
- o determining the availability and need of additional medical services, and
- o coordinating with the Commonwealth of Massachusetts.

Individuals will be advised to recover from shelter or re-enter after evacuation when DPHS confirms that dose commitment levels are less than those specified in Appendix T to DPHS Procedures for Seabrook Station. These levels are based on criteria derived from EPA Protection PAGs (10185 Draft Document). Should contamination levels in any affected areas exceed normal background levels but fall below levels prescribed in Appendix T, appropriate advisories will be issued by State of New Hampshire emergency response officials. The advisories may suggest, for example, that sensitive segments of the population, such as pregnant women and children, refrain from leaving shelter, leave the area, or delay their return. Advisories will be based on the specific conditions of the community.

Recovery from shelter may not be uniform across the affected areas. DPHS will determine when the general population dose commitments are at a level appropriate, according to Appendix T, for leaving the protection of a shelter and resuming normal activities. The determinations of DPHS may vary from one part of the affected area to another because of differences in the levels of contamination. Appropriate advisories will be issued for areas where contamination results in radiation levels which exceed normal background readings.

If an area has been evacuated, the general population will be restricted from re-entering the area, or portions of the area, until DPHS has determined that the dose commitment levels do not exceed the level established in Appendix T, DPHS Procedures for Seabrook Station. Appropriate advisories will be issued for areas where contamination results in radiation levels which exceed normal background readings.

In the case of both recovery from shelter and re-entry from evacuation, the goal for long-term recovery efforts will ensure that dose commitments to the general public are less than the non-occupational, wholebody exposure limits established by the New Hampshire Rules for Control of Radiation which are reflected in Appendix T.

The decision for recovery and re-entry rests with the Governor, who will be advised by the Directors of NHCOA and DPHS. The Director of DPHS will review all DPHS staff determinations' on contamination levels prior to providing advice to the Governor regarding recommendations for the community.

Recovery and re-entry orders from the State will be coordinated with the community's Emergency Response Organization. The Civil Defense Director and the Selectmen will be notified in advance, and if evacuation has occurred, a recovery schedule will be established. The schedule will be established after the community officials have determined how long it will take to re-establish the emergency response organization in the EOC.

This coordination will provide for an orderly return to normal activity as local officials are prepared to provide normal municipal services and responses to questions on re-entry issues that will be raised by the returning evacuees.

Recovery instructions will be broadcast to the public via the Emergency Broadcast System. The instructions will include appropriate advisories or that the area is considered safe, and how traffic should proceed to re-enter from an evacuation.

K. EXERCISES AND DRILLS

Exercises and drills are the methods by which plans and procedures are tested. Exercises are realistic, planned simulations of accidents, designed and conducted to simulate actual emergency conditions as closely as possible. Their purpose is to evaluate portions of emergency response capabilities. They will be conducted periodically as set forth in NRC and FEMA rules and in Section 3.1 of the NHRERP. Newfields will participate as required by the scenario to be used. Such participation will include the mobilization of personnel and resources, and participation in exercise critiques. An annual emergency response exercise will be conducted by NHCOA using a scenario appropriate to a SITE AREA EMERGENCY or GENERAL EMERGENCY. These exercises shall include testing and evaluation of items listed below.

1. Coordination among and between offsite emergency organizations
2. Emergency communications
3. Notification procedures
4. Staffing of utility, State and local facilities for emergency operations (IFO/EDF, EOCs, etc.)
5. Adequacy of timing
6. Content and understanding of procedures
7. Functioning of emergency equipment
8. Duty assignments
9. Public alerting systems
10. Emergency Broadcast System (EBS)

Drills are preplanned simulations in which the participants are tested on one or more procedures, or aspects of the Plan. The primary purpose of drills is to train individuals in a controlled situation. Drills are evaluated by an instructor, who will correct inappropriate performance at the time it is noted. Drills may be conducted by Newfields alone or in conjunction with State or utility drills.

Scenarios for exercises and drills will be developed to simulate actual emergency conditions as closely as possible, and to allow for spontaneous decisionmaking. Scenarios will be developed by NHCOA, NRC, FEMA, NHY, or jointly by any two or more of these agencies and will include:

1. The basic objective of each drill and exercise.
2. The date, time period, place, and participating organizations.
3. A description of the simulated event.
4. A time schedule of real and simulated initiating events.
5. A narrative description of the conduct of the exercise, the scope of participation, and termination of the exercise.
6. The arrangements for distribution of advance materials to be provided to official observers.

It is the responsibility of FEMA to conduct a critique within 48 hours after completion of each bi-annual exercise. All observers (Federal, State and/or local) will have the opportunity to provide input to the critique. Each organization will be expected to critique its own performance with input from designated observers and/or participants. FEMA will evaluate observer and participant comments and recommend corrective actions if required. The Civil Defense Director will see that any necessary corrective actions, including revisions to the Newfield's RERP and procedures, are implemented.

A schedule of exercises and drills is shown in Table 6.

TABLE 6

SCHEDULED EXERCISES/DRILLS/ACTIONS

<u>Event</u>	<u>Purpose</u>	<u>Frequency</u>
Emergency Response Exercise	To evaluate emergency response capabilities.	Pursuant to 44 CFR Part 350
Communication Drills	Test communications between State and local agencies within the plume exposure pathway EPZ.	Monthly
Communication Drills	Test communications between the licensee, State, and local agencies and field assessment teams.	Annually
Medical Emergency Drill	To involve medical service agencies in the care and transportation of simulated contaminated individuals.	Annually
Update Telephone Numbers and Notification Lists	To keep local plans current.	Quarterly
Emergency Equipment	To inspect, inventory, and operationally check emergency equipment/instruments.	Quarterly and after each use

L. TRAINING

Training is necessary to ensure that emergency response personnel in Newfields are familiar with their responsibilities and proficient in their ability to carry out their detailed procedures which might involve specific technical knowledge.

NHCOA will conduct a comprehensive training program for all emergency response personnel. The Newfields Civil Defense Director, in conjunction with NHCOA, will schedule the appropriate individuals and organizations for training.

Training records will be maintained by the Newfields Civil Defense Director and include a course outline and attendance rosters.

Initial training will be scheduled expeditiously for newly assigned personnel while refresher training will be scheduled at a maximum interval of one year.

The Training Matrix for Newfields shown on Figure 11 summarizes the concepts presented to each audience. The following is a description of these concepts.

BASIC EMERGENCY PLANNING CONCEPTS

This section reviews the State and Local Emergency Response Organization, highlighting the responsibilities of those agencies in the audience, and other key agencies such as NHCOA, DPHS, State Police, FEMA, and the NRC. The purpose of the RERP and its regulatory basis is explained. Some of the terms used in the RERP, such as the Emergency Planning Zones and the Emergency Classifications, are described.

NOTIFICATION

The discussion details the sequences by which the response organization and the general public are notified of an emergency. Notification of the response organization identifies the links in the notification chain, the 24-hour capa-

FIGURE 11
TRAINING MATRIX FOR NEWFIELDS

AUDIENCES	CONCEPTS									
	EOC STAFF	FIRE DEPARTMENT/EMS	POLICE DEPARTMENT	RADIOLOGICAL OFFICER	HIGHWAY DEPARTMENT	SCHOOL ADMINISTRATORS, STAFF	DAY CARE CENTER	ADMINISTRATORS, STAFF		
	X	X	X	X	X	X	X	X		BASIC EMERGENCY PLANNING CONCEPTS
	X	X	X	X	X	X	X	X		NOTIFICATION
	X	X	X	X	X	X	X	X		PROTECTIVE ACTIONS
	X	X	X	X	X	X	X	X		RADIATION CONCEPTS
	X	X	X	X	X	X				RADIOLOGICAL EXPOSURE CONTROL
	X			X						EOC OPERATIONS
	X	X	*	X						PROCEDURE CHECKLISTS
			X							TRAFFIC MANAGEMENT
		X								OPERATION OF ALERT NOTIFICATION SYSTEM
				X						MAINTENANCE OF RAD. MON. EQUIPMENT & EXPOSURE RECORDS
							X			SPECIAL FACILITY PLAN

* THE POLICE DEPARTMENT WILL RECEIVE TRAINING ON THE TRAFFIC AND SECURITY RESPONSIBILITIES REFERENCED IN THE POLICE CHIEF PROCEDURE AND THE NOTIFICATION RESPONSIBILITIES REFERENCED IN THE POLICE OFFICER ON DUTY PROCEDURE.

bility, and the primary and back-up means of communicating. A section on public notification includes an explanation of special facility notification, the Alert/Notification System, Tone Alert Radios, EBS Announcements, and the Emergency Public Information Brochure.

PROTECTIVE ACTIONS

This segment explains the purpose and implementation of protective actions. The definition of Protective Actions preceeds a brief overview of the decision making process on which a Protective Action Recommendation is based and the Protective Action options available (Access Control, Sheltering, Evacuation, and Food, Water, Milk and Livestock Feed Control). The parallel actions and concepts associated with implementation of actions are also described. Particular attention is given to evacuation concepts, such as traffic control, access control, transportation resources, and the reception centers and mass care center services.

RADIATION CONCEPTS

The purpose of this section is to provide an understanding of the hazards associated with radiation. A brief overview of nuclear power plant operations explains how fission heat is used to generate electricity and identifies the structures designed to contain radioactive material. The characteristics of the types of ionizing radiation are described as well as the methods used to avoid or minimize exposure.

RADIOACTIVE EXPOSURE CONTROL

This section defines terminology, the limits of exposure received by emergency workers, and the use of dosimeters. Some of the terms defined are exposure, contamination, dose, REM and Roentgen. The EPA Protective Action Guidelines are discussed along with the State's limits on emergency worker exposure. The procedure for obtaining authorization to exceed those limits is explained. The presentation on the use of dosimeters identifies the types of dosimeters issued to each emergency worker, a description of how each type is read, and the procedure for obtaining the dosimeters and completing the exposure record forms. The conditions for use of KI will also be discussed.

EOC OPERATIONS

This discussion reviews the responsibilities of the EOC organization as a whole and the responsibilities of individuals within the organization. The reporting chains and functions requiring coordination between EOC representatives or between State and Local organizations are identified. Internal communications and record keeping are emphasized. This includes use of maps and status boards, maintenance of logs, and use of message forms (how to complete, log and distribute). The procedures for maintaining EOC security area also covered.

PROCEDURE CHECKLISTS

This section reviews the tasks and responsibilities to be completed at each classification according to the audience's procedure checklist.

TRAFFIC MANAGEMENT

For organizations with responsibility for traffic or access control, this section introduces the basis and development of the traffic management strategy, including specific results from the evacuation time estimate. The equipment available for controlling traffic is identified. Also reviewed are examples of ETE diagrams and police chief procedure descriptions on how to establish the traffic and access control points for which the audience is responsible.

OPERATION OF ALERT NOTIFICATION SYSTEM

Training provides an overview of the complete siren system and a description of each component. Detailed instructions are given on various activation commands, such as activating all sirens, individual sirens, beach sirens, or the public address function.

RADIOLOGICAL MONITORING EQUIPMENT AND EXPOSURE RECORDS

This program is offered for the radiological officer in any response facility. Topics include the inventory and operational check of the equipment, the procedures for reporting equipment deficiencies and issuing dosimetry and KI, use of forms for maintaining exposure records, procedure for receiving authorization for an emergency worker to exceed the exposure limit, and the technique of personnel monitoring using the CDV-700.

SPECIAL FACILITY PLAN

The actions to be taken by the Special Facility Staff at each classification are described. The focus of this segment is the implementation of the protective actions at the Special Facility.

III. EMERGENCY PREPAREDNESS RESPONSIBILITIES

A. PURPOSE OF SECTION III

Listed in this section are descriptions of the responsibilities of the various key members of the Newfields Emergency Response Organization. These responsibilities include the activities that should be carried out on a routine basis, prior to any emergency, this ensures that the Town is prepared to implement the emergency response functions in Part II of the Newfields RERP and the checklists of Emergency Procedures in Part IV of the RERP.

Emergency preparedness responsibilities for each of the following key positions are included in this section:

- Selectmen
- Civil Defense Director
- Fire Chief
- RADEF Officer
- Police Chief
- Police Officer On Duty Or On Call
- Health Officer
- Highway Agent
- Treasurer

Responsibilities for the Newfields School Principal are included in Appendix F, Elementary School Special Facility Plan, and responsibilities for the School Superintendent (SAU 16) are in the Exeter, New Hampshire Emergency Response Plan.

B. SELECTMEN

Selectmen have overall responsibility for emergency response preparedness in Newfields. Their responsibilities are primarily supervisory in nature. They are responsible for seeing that proper planning is undertaken for each of the emergency response functions described in Part II of the RERP. Likewise the Selectmen are responsible for seeing that competent personnel are assigned and available to implement the operational responsibilities assigned to each key member of the Town's Emergency Response Organization. In addition, the Selectmen have direct, rather than supervisory, responsibility for a limited number of emergency response activities. Specific responsibilities of the Selectmen are as follows:

1. The Selectmen are responsible for appointing or seeing that personnel are appointed to fill the following emergency response positions:

- Civil Defense Director
- Fire Chief
- RADEF Officer
- Police Chief
- Police Officer On Duty Or On Call
- Health Officer
- Highway Agent

Selectmen are to see that there is a primary and an alternate person designated for each of these positions. The current assignments for these duties are listed in Appendix A.

2. The Selectmen are responsible for ensuring that each of the personnel above has satisfactorily performed the Emergency Preparedness Responsibilities described on the following pages. This responsibility may be delegated to the Civil Defense Director.

3. The Selectmen are responsible for periodically reassessing the projected transportation needs with the Civil Defense Director and the School Superintendent. Any changes in requirements are to be given to NHCOA and the Director, New Hampshire Division of Pupil Transportation Safety. Ensure that any additional needs are satisfied. (Reference Section II.G.)
4. Periodic Emergency Response Training will be scheduled by the Civil Defense Director in conjunction with NHCOA. The Selectmen are responsible for attending classes, drills, and exercises as arranged by the Civil Defense Director. (Reference Section II.K.)
5. The Selectmen are responsible for performing an annual review of the Newfields RERP. Any needed corrections should be given to the Civil Defense Director. In particular, the Selectmen are responsible for ensuring the accuracy of RERP sections that apply to them, including the completeness of their emergency checklist. (Reference Section IV.B.)

C. CIVIL DEFENSE DIRECTOR

The Civil Defense Director is responsible to the Selectmen for the administration of Newfields's emergency preparedness program. He is the Town's liaison with NHCOA. He controls the distribution of the RERP and ensures updates to the plan and procedures are performed. The Civil Defense Director also schedules training activities with NHCOA. Specific responsibilities include:

1. Notification. (Reference Section II.B.)
 - o The Civil Defense Director is responsible for ensuring a quarterly verification and update of the call list is conducted. Each name and telephone number must be checked. This task may be delegated.
 - o The Fire Chief will maintain a list of persons requiring special notification. The Civil Defense Director is responsible for periodically reviewing this list and maintaining a copy.
2. Public Education and Information. (Reference Section II.D.)
 - o NHCOA is responsible for public education. The Civil Defense Director is responsible for assisting NHCOA as necessary and informing local news media of annual news media orientations.
3. Equipment and Supplies. (Reference Section II.E.)
 - o Key Town Officials will conduct quarterly inventories of supplies and equipment identified in Appendix C. Results of these inventories will be given to the Civil Defense Director. He will assess the results and, in conjunction with the Selectmen, report deficiencies to NHCOA. He is responsible for ensuring that these needs are met.

4. Transportation. (Reference Section II.G.)

- o The Civil Defense Director is responsible for maintaining a list of people who have identified themselves through response to the Emergency Public Information Booklet Survey as requiring transportation during an emergency. These include people without automobiles and people with special needs (i.e., mobility impaired, non-ambulatory, etc.). See Figure 12. (Reference Section II.G. and Appendix E Table 13).
- o The Civil Defense Director is responsible for annually meeting with representatives of any special facilities (except public schools) to review their transportation needs. He will update his emergency procedure if these needs change.
- o The Civil Defense Director is responsible for annually meeting with the School Superintendent to review the transportation needs of the public school. He will update his emergency procedure if these needs change.
- o The Civil Defense Director is responsible for presenting, in conjunction with the Selectmen, any changes in the transportation needs to NHCOA and the Director, New Hampshire Division of Pupil Transportation Safety. He is responsible for ensuring these needs are met.
- o The Civil Defense Director is responsible for periodically reviewing the local availability of transportation resources and comparing them with projected needs. (Reference Chapter 4 of Appendix E and Section IV.E for a detailed breakdown of current transportation resources for Newfields.)

5. Exercises and Drills. (Reference Section II.K.)

- o The Civil Defense Director is responsible for coordinating with NHCOA in the planning and scheduling of drills and exercises in which Newfields is to participate.

- o NHCOA will supply critique forms. The Civil Defense Director is responsible for ensuring the appropriate personnel fill in the form and for maintaining a copy of these critiques.

6. Training. (Reference Section II.L.)

- o The Civil Defense Director is responsible for scheduling training classes in conjunction with NHCOA. Training should include instruction in deficient areas as noted in drills/exercises.
- o The Civil Defense Director is responsible for scheduling the appropriate persons for specific courses, as follows:
 - a) Newly assigned personnel expeditiously;
 - b) Refresher training annually.
- o The Civil Defense Director is responsible for maintaining training records including quarterly training schedules, courses held and attendance rosters.

7. RERP Distribution and Document Control

- o NHCOA will provide RERP Record of Receipt forms for documentation of local RERP distribution. As copies are delivered, the person responsible for maintaining the copy should sign and date this form.
- o After distribution of all local controlled copies of the RERP has been completed the signed receipts will be maintained in the files at NHCOA.
- o Changes to the local document control list should be submitted to NHCOA as a written request.

- o Additional copies of the local RERP may be obtained from NHCOA. The Civil Defense Director should submit a written request indicating the proposed distribution of the copies and whether or not they are to be controlled documents.

8. RERP Review and Update

- o The Civil Defense Director is responsible for performing an annual review of the RERP. In particular, he is responsible for ensuring the accuracy of sections that apply to him including the completeness of his emergency checklist and the Seabrook Emergency Communications Plan in Appendix C. (Reference Section IV.D.)
- o The local Civil Defense Director in conjunction with NHCOA will coordinate an annual review of the RERP with all key members of the local emergency response organization. Proposed revisions and corrections will be given to the local Civil Defense Director to submit to NHCOA.
- o Proposed revisions will be reviewed by NHCOA to ensure that revisions apply to radiological emergency response planning. NHCOA will also review revisions to determine whether they affect other sections of the plan, other local plans, or the State plan. Incorporation of plan revisions will be coordinated by NHCOA.
- o Approved revisions will be issued by NHCOA in conjunction with the local Civil Defense Director. The assigned holders of the plans are responsible for incorporating revisions in the controlled copies of the plan (see P. -v- for instructions to incorporate revisions).

D. FIRE CHIEF

The Fire Chief is directly responsible for emergency communications systems and the Newfields EOC. He ensures the communication systems and the EOC are maintained in a state of readiness to respond to any emergency that might arise. Specific responsibilities include:

1. The Fire Chief is responsible for maintaining his expertise on primary and backup communications systems available to the Newfields Emergency Response Organization including State, Federal and amateur radio systems. This will minimize communication difficulties that may arise during an emergency. (Reference Section II.C.)
2. The Fire Chief is responsible for ensuring that the communications equipment in the Fire Station is in working order. He conducts monthly radio checks with NHCOA and is encouraged to use the systems more frequently. (Reference Section II.C.)
3. The Fire Chief is responsible for maintaining a list of people with special notification needs (i.e., hearing impaired, etc.) who have identified themselves through response to the Emergency Public Information Booklet Survey. See Figure 13. He will review and update this list periodically with the Civil Defense Director. Provide him with a copy. (Reference Section II.B.)
4. The Civil Defense Director will schedule training. The Fire Chief is responsible for providing training to EOC dispatchers on the emergency notification call list, procedures and equipment. (Reference Section II.L.)
5. The Fire Chief is responsible for performing quarterly inventories of the EOC emergency equipment and supplies listed in Appendix C. He will provide the results of the inventory to the Civil Defense Director noting any deficiencies. (Reference Section II.E.)

6. The Fire Chief is responsible for ensuring the Treasurer is briefed on EOC administration and clerical functions. (Reference Section IV.K.)
7. Periodically the public alerting system will be tested. The Fire Chief is responsible for overseeing and assisting those persons who perform the maintenance and testing.
8. Periodic Emergency Response Training will be scheduled by the Civil Defense Director. The Fire Chief is responsible for attending classes, drills and exercises as designated by the Civil Defense Director. (Reference Section II.L.)
9. The Fire Chief is responsible for performing an annual review of the Newfields RERP. Any needed corrections should be given to the Civil Defense Director. In particular, he is responsible for ensuring the accuracy of sections that apply to him including the completeness of his emergency checklist and the Newfields Emergency Communications Plan in Appendix C. (Reference Section IV.D.)

E. RADEF OFFICER

The RADEF Officer is responsible for the radiological capability of Newfields. He maintains the monitoring equipment and provides for training on radiological procedures. Specific responsibilities include:

1. The RADEF Officer is responsible for performing quarterly inventory and operational check of all radiological monitoring instruments. (Reference Section II.G.) Operational checks will also be conducted after each use. He will provide the results of the inventory to the Civil Defense Director. (Reference Section II.H.)
2. The RADEF Officer is responsible for performing quarterly inventory of Potassium Iodide (KI). Remove and return to NHCOA, Concord, any KI that has exceeded its shelf life.
3. The RADEF Officer is responsible for maintaining self proficiency in procedures for issuing and using emergency workers' dosimeters (CDV-138 and CDV-730), TLDs and survey instruments (CDV-700). (Reference Section II.H.)
4. The Civil Defense Director will schedule training. The RADEF Officer is responsible for arranging training for all emergency workers on the use of radiological monitoring equipment, dosimetry and decontamination procedures. (Reference Section II.H. and II.L.)
5. Periodic Emergency Response Training will be scheduled by the Civil Defense Director. The RADEF Officer is responsible for attending classes, drills and exercises as designated by the Civil Defense Director. (Reference Section II.L.)
6. The RADEF Officer is responsible for performing an annual review of the Newfields RERP. Any needed corrections should be given to the Civil Defense Director. In particular he is responsible for ensuring the accuracy of sections that apply to him including the completeness of his emergency checklist. (Reference Section IV.E.)

F. POLICE CHIEF

The Police Chief is responsible for ensuring the Police force is in a state of readiness to provide notification, public alerting, traffic management and security. Specific responsibilities include:

1. The Police Chief is responsible for ensuring that all officers maintain proficiency in the notification and verification procedure. He will also provide updated notification lists to Police Department personnel. The notification lists can be obtained from the Civil Defense Director. (Reference Section II.B.)
2. The Police Chief is responsible for maintaining a familiarity with evacuation routes and traffic control points in Newfields. (Reference Attachment 1 to your emergency procedure and the Facilities and Evacuation Routes Map.)
3. The Police Chief is responsible for periodically reassessing the manpower requirements for public alerting, traffic management, and emergency security operations in Newfields. He will review changes in manpower requirements with the Civil Defense Director. (Reference Sections II.B and II.G.)
4. The Civil Defense Director will schedule training. The Police Chief is responsible for maintaining a list of police personnel who should attend applicable training sessions. He will coordinate their attendance with the Civil Defense Director. (Reference Section II.L.)
5. Periodic Emergency Response Training will be scheduled by the Civil Defense Director. The Police Chief is responsible for attending classes, drills and exercises as designated by the Civil Defense Director. (Reference Section II.L.)

6. The Police Chief is responsible for performing an annual review of the Newfields RERP. Any needed corrections should be given to the Civil Defense Director. In particular he is responsible for ensuring the accuracy of sections that apply to him including the completeness of his emergency checklist. (Reference Section IV.F.)

G. POLICE OFFICER ON DUTY OR ON CALL

The Police Officer On Duty Or On Call is responsible for maintaining proficiency in the notification and verification procedure. Specific responsibilities include:

1. The Police Officer On Duty Or On Call is responsible for periodically reviewing the notification and verification procedure. He should understand the emergency message content and how verification will take place. (Reference Section IV.H.)
2. The Police Officer On Duty Or On Call should know who is notified for each Emergency Classification Level (UNUSUAL EVENT, ALERT, etc.). The Emergency Notification Call List will be provided by the Police Chief. (Reference Section IV.H.)
3. Periodic Emergency Response Training will be scheduled by the Civil Defense Director. The Police Officer On Duty Or On Call is responsible for attending classes, drills and exercises as designated by the Police Chief. (Reference Section II.L.)
4. The Police Officer On Duty Or On Call is responsible for performing an annual review of the Newfields RERP. Any needed corrections should be given to the Civil Defense Director. In particular he is responsible for ensuring the accuracy of sections that apply to him including the completeness of his emergency checklist. (Reference Section IV.G.)

H. HEALTH OFFICER

The Health Officer is responsible for coordinating public health information and being familiar with procedures for evaluating radiation exposure. Specific responsibilities include:

1. The Health Officer is responsible for coordinating with DPHS on the distribution of public health information to Town officials. He also provides assistance and guidance in health-related areas. (Reference Section I.G.)
2. The Health Officer is responsible for being familiar with methods of radiation exposure control and of transporting contaminated individuals. (Reference Section II.I.)
3. Periodic Emergency Response Training will be scheduled by the Civil Defense Director. The Health Officer is responsible for attending classes, drills and exercises as designated by the Civil Defense Director. (Reference Section II.L.)
4. The Health Officer is responsible for performing an annual review of the Newfields RERP. Any needed corrections should be given to the Civil Defense Director. In particular he is responsible for ensuring the accuracy of sections that apply to him including the completeness of his emergency checklist. (Reference Section IV.H.)

I. HIGHWAY AGENT

The Highway Agent is responsible for ensuring adequate manpower and equipment are available for the emergency maintenance of evacuation routes. Specific responsibilities include:

1. The Highway Agent is responsible for periodically reassessing the manpower and equipment needs and resources for emergency maintenance of evacuation routes. He will coordinate this with private contractors and the NH Department of Transportation. (Reference Section II.G. and Appendix C.)
2. The Highway Agent is responsible for maintaining a familiarity with evacuation routes in Newfields. (Reference Facilities and Evacuation Routes Map.)
3. The Civil Defense Director will schedule training. The Highway Agent is responsible for maintaining a list of public works personnel and contractors who should attend applicable training sessions. He will coordinate their attendance with the Civil Defense Director. (Reference Section II.L.)
4. Periodic Emergency Response Training will be scheduled by the Civil Defense Director. The Highway Agent is responsible for attending classes, drills and exercises as designated by the Civil Defense Director. (Reference Section II.L.)
5. The Highway Agent is responsible for performing an annual review of the Newfields RERP. Any needed corrections should be given to the Civil Defense Director. In particular, he is responsible for ensuring the accuracy of sections that apply to him including the completeness of his emergency checklist. (Reference Section IV.I.)

J. TREASURER

The Treasurer is responsible for maintaining adequate stocks of documents for the EOC. Specific responsibilities include:

1. The Treasurer is responsible for maintaining stocks of EOC-related documents such as log sheets and message forms. Samples of these documents are attached to the Treasurer Emergency Checklist. (Reference Section IV.K.)
2. The Treasurer is responsible for being familiar with the administrative operation of the EOC. The Fire Chief will assist in this area. (Reference Section IV.K.)
3. Periodic Emergency Response Training will be scheduled by the Civil Defense Director. The Treasurer is responsible for attending classes, drills and exercises as designated by the Civil Defense Director. (Reference Section II.L.)
4. The Treasurer is responsible for performing an annual review of the Newfields RERP. Any needed corrections should be given to the Civil Defense Director. In particular he is responsible for ensuring the accuracy of sections that apply to him including the completeness of his emergency checklist. (Reference Section IV.J.)

IV. CHECKLISTS OF EMERGENCY PROCEDURES

A. PURPOSE OF SECTION IV

This section provides checklist procedures to be followed in the event of an emergency condition at the Seabrook Station Nuclear Power Plant. These procedures describe actions to be taken according to each of the Emergency Classification Levels which are outlined in ascending order of severity. These emergency procedures are to be implemented by each of the Newfields officials listed below:

Selectmen
Civil Defense Director
Fire Chief
RADEF Officer
Police Chief
Police Officer On Duty Or On Call
Health Officer
Highway Agent
Treasurer

Emergency procedures for the Newfields School Principal are included in Appendix F, Elementary School Special Facility Plan, and emergency procedures for the School Superintendent (SAU #16) are included in the Exeter, New Hampshire Emergency Response Plan.

B. SELECTMEN

Radiological Emergency Response Procedure Checklist for the Seabrook Station Nuclear Power Plant

This document provides a checklist of procedures for the Selectmen of the Town of Newfields to be used in the event emergency conditions are declared at the Seabrook Station Nuclear Power Plant.

Initial Notification of a potential or actual emergency condition at the Seabrook Station will contain one of the Emergency Classification Levels: UNUSUAL EVENT, ALERT, SITE AREA EMERGENCY, or GENERAL EMERGENCY. The following procedure checklists for each Emergency Classification Level represent the minimum actions the Selectmen are required to fulfill. Additional instructions, if any, will be provided by NHCDA from the State EOC or the IFO/EOF. The primary means of communication with NHCDA is CD Radio. Back-up means is commercial telephone.

The Selectmen are responsible for overall command and control of Newfields's Emergency Response Organization. They implement protective actions recommended by the Governor and activate the Public Alerting System when directed by NHCDA.

These checklists of step-by-step procedures are written as guidance to the Selectmen. In doubtful situations, common sense should dictate appropriate actions.

NOTE TIME

UNUSUAL EVENT

1. Receive notification from Rockingham County Dispatch via pocket voice pager. _____
2. Receive notification from Police Officer On Duty Or On Call via phone, pager or runner. _____

SELECTMEN (cont.)

NOTE TIME

3. If the Police Officer On Duty Or On Call is not available, the Civil Defense Director will make this notification. Give Police Officer exact information as to how you can best be contacted. No other action required. _____
4. If notification from the Police Officer or Civil Defense Director is not received within 15 minutes, attempt to contact them. If unable to do so, implement the notification sequence outlined for the Police Officer On Duty or On Call. _____
5. Stand by for notice of escalation or termination of event. _____

ALERT

1. Receive notification from Rockingham County Dispatch via pocket voice pager. _____
2. Receive notification from Police Officer On Duty Or On Call via phone, pager or runner. If the Police Officer is unavailable, the Civil Defense Director will make this notification. Give Police Officer exact information as to how you can best be contacted. _____
3. If notification from the Police Officer or Civil Defense Director is not received within 15 minutes, attempt to contact them. If unable to do so, implement the notification sequence outlined for the Police Officer On Duty or On Call. _____
4. Request the Civil Defense Director obtain accurate event status from NHCOA. If the Civil Defense Director is unavailable, obtain this information from NHCOA by telephone at [REDACTED] or [REDACTED] or over the Civil Defense Radio (Frequency [REDACTED] located at the Newfields EOC. _____

SELECTMEN (cont.)

NOTE TIME

5. Consult with other Key Town Officials and determine if further action should be taken. Consider EOC activation. _____
6. If you decide to activate the EOC, inform the Police Officer On Duty Or On Call of other Town officials that you wish to have notified. Report to the Fire Station and review procedures for SITE AREA EMERGENCY and GENERAL EMERGENCY. _____
7. If no further action is deemed necessary, stand by for notice of escalation or termination of event. _____

SITE AREA EMERGENCY AND GENERAL EMERGENCY

NOTE

Upon verification of a SITE AREA EMERGENCY or GENERAL EMERGENCY the State will activate or order the activation of the public alerting system.

1. Receive notification from Rockingham County Dispatch via pocket voice pager. _____
2. Receive notification from Police Officer On Duty Or On Call via phone, pager or runner. If the Police Officer On Duty Or On Call is unavailable, the Civil Defense Director will make this notification. _____
3. Instruct the Police Officer to notify the appropriate individuals on the Emergency Call List roster in Appendix A of this Plan to report to the EOC in the Fire Station. Inform the Officer if there are other officials you wish to be notified. _____

SELECTMEN (cont.)

NOTE TIME

4. If notification from Police Officer or Civil Defense Director is not received within 15 minutes, attempt to contact them. If unable to do so, implement the notification sequence outlined for the Police Officer On Duty or On Call. _____
5. Upon direction from NHODA, authorize the Fire Chief to activate the public alerting system (unless previously sounded). This must be coordinated through the local Civil Defense Director, Fire Chief and NHODA. _____
6. Upon arrival at the EOC, consult with the Civil Defense Director to obtain an accurate status report from NHODA. If the Civil Defense Director is not available, information may be obtained by telephone at 1-800-852-3792 or 271-2231 or over the Civil Defense Radio (Frequency 46.58). _____
7. Assess current EOC staffing requirements, and supplement these as required. Ensure that all departments can maintain continuous EOC staffing. See Appendix A (Emergency Call List) for positions to be staffed. _____
8. Conduct a staff meeting with other Town officials. Request input from each department relative to their readiness to respond to all possible protective actions. Based on this input and recommendations from NHODA, direct the emergency response team's actions accordingly. _____
9. Establish priorities for supplemental-resource requests. Instruct the Civil Defense Director to forward these requests to NHODA, or other local agencies which you know may be of assistance. _____

SELECTMEN (cont.)

NOTE TIME

10. Keep up-to-date with public information releases on radio station WOKQ (97.5 FM). Additional stations also in the Emergency Broadcast System (EBS) are listed in Appendix A. Keep the School Principal and School Superintendent (SAU 16) informed of Newfields's status.

11. Refer all media requests to the Media Center located at the Newington Town Hall, Newington, except for requests directly concerning the Town. Answer questions concerning Newfields's status in a manner consistent with official releases from EBS and the Media Center and protective action recommendations from the New Hampshire EOC or IFO/EOF. Inform the people of Newfields to listen to WOKQ (97.5 FM) or one of the additional radio stations for further information as it develops. Consult with NHCOA before releasing news items.

12. Ensure that the public is adequately informed of events relative to Newfields. If necessary, establish a media briefing room in the Town Hall.

13. With the Civil Defense Director, periodically organize emergency staff meetings to review the activities and effectiveness of each service organization. Staff meetings should be made up of the following people if available: Selectmen, Civil Defense Director, Fire Chief, Police Chief and Highway Agent.

14. If you are required to leave the EOC, appoint the next available person in your line of succession to staff the EOC. Notify the Civil Defense Director of this change.

SELECTMEN (cont.)

NOTE TIME

15. If the Newfields Emergency Response Organization is required to evacuate, contact the Manchester Emergency Response Organization to have facilities made available for Newfields's organization. _____
16. Maintain a log of all actions taken. This checklist could serve this function with appropriate annotation. Include times when tasks were performed. Submit this documentation along with all your messages to the Treasurer. _____
17. Continue to maintain EOC operation until the emergency has been terminated. _____

RECOVER/RE-ENTRY

1. Receive notification from the NHCDA local liaison that the Recovery/Re-entry phase of the emergency has begun. _____
2. Ensure that all town officials are aware of the Recovery/Re-entry phase. _____
3. Determine from other town officials their requirements for Recovery/Re-entry and relay any needs for assistance to the NHCDA Local Liaison. Consideration should be given, but not limited to the following:
 - a) Time table for the return of the Emergency Response Organization to the town as appropriate; _____
 - b) Time Table for the return of the general population to the town as appropriate; _____
 - c) Time table for the return of special populations i.e. hospital patients, to the town as appropriate; _____
 - d) Traffic and access control; _____
 - e) Restoration of utilities; _____
 - f) Food and water supplies; _____
 - g) Assistance from State and/or Federal agencies; _____
 - h) Long term relocation of tow _____

C. CIVIL DEFENSE DIRECTOR

Radiological Emergency Response Procedure Checklist for the Seabrook Station Nuclear Power Plant

This document provides a checklist of procedures for the Civil Defense Director of the Town of Newfields to be used in the event emergency conditions are declared at the Seabrook Station Nuclear Power Plant.

Initial Notification of a potential or actual emergency condition at the Seabrook Station will contain one of the Emergency Classification Levels: UNUSUAL EVENT, ALERT, SITE AREA EMERGENCY, or GENERAL EMERGENCY. The following procedure checklists for each Emergency Classification Level represent the minimum actions the Civil Defense Director is required to fulfill. Additional instructions, if any, will be provided by the Selectmen and NHODA. The primary means of communication with NHODA is CD Radio. Back-up means is commercial telephone.

The Civil Defense Director is responsible for providing for the transportation requirements for Newfields and for maintaining contact with NHODA and providing updates to the Selectmen. He also coordinates requests for additional support with NHODA and supervises EOC operation.

These checklists of step-by-step procedures are written as guidance to the Civil Defense Director. In doubtful situations, common sense should dictate appropriate actions.

NOTE TIME

UNUSUAL EVENT

1. Receive notification from Rockingham County Dispatch via pocket voice pager. _____
2. Receive notification from Police Officer On Duty Or On Call via phone, pager or runner. No action required unless directed by the Selectmen. _____

CIVIL DEFENSE DIRECTOR (Cont.)

NOTE TIME

3. If notification from Police Officer is not received within 10 minutes, attempt to contact him. If unable to do so, implement the notification sequence outlined for the Police Officer On Duty Or On Call.

4. Stand by for notice of escalation or termination of event.

ALERT

1. Receive notification from Rockingham County Dispatch via pocket voice pager.
2. Receive notification from Police Officer On Duty Or On Call via phone, pager or runner.
3. If notification from Police Officer is not received within 10 minutes, attempt to contact him. If unable to do so, implement the notification sequence outlined for the Police Officer On Duty or On Call.
4. Contact the NHODA at 271-2231 or 1-800-852-3792 (State EOC) use the NHODA Radio System for a status report and inform the Selectmen.
5. Contact each school facility listed on Attachment 1.
- a. Notify them of the ALERT classification.
- b. Determine today's attendance and any special requirements. Enter into "Current Number" column on Attachment 1.
6. If the Selectmen request activation of the EOC, instruct the Fire Chief to activate the EOC.
7. Report to the EOC in the Fire Station and review your procedures for a SITE AREA EMERGENCY and GENERAL EMERGENCY.
8. Stand by for notice of escalation or termination of event.

CIVIL DEFENSE DIRECTOR (Cont.)

NOTE TIME

SITE AREA EMERGENCY AND GENERAL EMERGENCY

NOTE

Upon verification of a SITE AREA EMERGENCY or GENERAL EMERGENCY the State will activate or order the activation of the public alerting system.

1. Receive notification from Rockingham County Dispatch via pocket voice pager. _____
2. Receive notification from Police Officer On Duty Or On Call via phone, pager or runner. _____
3. If notification from Police Officer is not received within 10 minutes, attempt to contact him. If unable to do so, implement the notification sequence outlined for the Police Officer On Duty Or On Call. _____
4. Report to the EOC in the Fire Station. Assume the emergency duties of the Selectmen if they are not present. _____
5. Contact the NHCDA at State EOC in Concord or IFQ/EOF in Newington using Civil Defense Radio Network (backup: telephone). _____
 - o Inform NHCDA that Newfields EOC has been activated
 - o Identify yourself by position
 - o Verify Emergency Classification Level (SITE AREA EMERGENCY or GENERAL EMERGENCY)
 - o Ask if Protective Actions have been recommended
 - o If known, inform IFQ/EOF which means of public notification were successfully activated in Newfields (siren, tone alert radio, EBS broadcasts).

6. Review staffing of EOC with Fire Chief

CIVIL DEFENSE DIRECTOR (Cont.)

NOTE TIME

7. Establish a schedule for continual 24-hour emergency readiness. _____
8. Review Attachment 1 and list of people requiring special transportation. _____
9. Contact each facility listed on Attachment 1. _____
 - a. Inform them of the emergency condition at Seabrook Station.
 - b. Determine today's attendance and any special requirements and enter into "Current Number" column on Attachment 1.
 - c. Inform each facility that if an evacuation is recommended you will call back with number of buses to be sent and ETA.
 - d. If unable to contact a special facility during its normal hours of operation, assume that the estimated need is the current need.
10. Contact the people on the Special Needs List to verify that they require the assistance indicated in their response to the Special Needs Survey. _____
11. Determine what type of transportation assistance is needed by individuals who telephone the EOC to make requests. Refer to Attachment 2.
12. Attachment 1 calculations:
 - a. Calculate "Actual Needs" by dividing "Current Number" by the number indicated on Attachment 1. [If the calculated number is 4.3, for example, round up to 5.] Use Attachment 3 to determine the numbers of special needs vehicles required. _____
 - b. For the special needs population add to the figure shown in the "Number" column as additional people are identified. However, only reduce this figure if it can be verified that individuals no longer require transportation.

2

2

2

2

c. Total Actual needs from Attachment 1:

	<u>Estimated Need</u>	<u>Actual</u>
1. Buses	6	—
2. Vans	0	—
3. Bus Conversion Kits	0	—
4. Special Needs Buses	0	—
5. Wheelchair Vans	1	—
6. Ambulances	1	—

13. Review overall transportation plans with the School Superintendent and Selectmen. Assess current transportation needs. _____
14. Contact the Newfields IFD local liaison and inform him of the current transportation requirements for the Town. Remind him that he must contact you with the number of buses sent and ETA if an evacuation is recommended. _____
15. Determine manpower and/or equipment requirements from other emergency officials, and report findings to the Selectmen. Contact NHCOA and determine if these needs can be augmented with State resources. _____
16. If an evacuation is recommended:
- a. The EBS will direct people with special transportation needs who have not made prior arrangements with local Civil Defense officials to contact the EOC. Refer to Attachment 2 to determine the type of assistance needed. Maintain lists of these people and ensure vehicles are provided for evacuating them. _____
- b. If you do not hear from the IFD local liaison within 15 minutes of the evacuation recommendation, contact him to determine number of buses sent and ETA at the EOC. _____

CIVIL DEFENSE DIRECTOR (Cont.)

- c. As vehicles arrive at the EOC, perform the following actions:

For Vehicles Designated for Special Facilities

1. Assign appropriate number of vehicles to report to each special facility per their designated allotments. _____
2. Provide each vehicle bound for a specific special facility with the appropriate strip map and set of directions from the EOC to the special facility. _____
3. Provide each vehicle with a strip map showing the route from the special facility to the Reception Center. _____
4. Upon ensuring that drivers understand instructions, dispatch vehicles. _____

For Buses Designated to Pick Up Residents Requiring Transportation

1. Evenly distribute Town bus routing maps and instructions to buses such that all bus routes are covered. _____
2. Instruct drivers to make one pass along their assigned route(s) and then return to the EOC. _____
3. Upon ensuring that drivers understand instructions, dispatch buses. _____
4. As buses return from making one pass along bus routes, designate a bus (or buses depending on number of passengers) to be used for transfer of passengers from partially filled buses into the designated bus. _____

5. Following the transfer of passengers into the designated bus, again dispatch empty buses to drive along bus routes, making sure that any routes previously handled by the designated "out of service" bus are reassigned to the empty buses. Appropriate route maps and instructions should also be provided. _____
6. Continue shuttling residents from bus route pickup locations to the EOC, transferring passengers from partially filled buses into designated buses. When full, designated buses should be dispatched to the Reception Center. _____
7. Repeat Steps 2-6 until only one bus is handling all Town bus routes and/or until buses are no longer receiving any passengers. _____
8. Inform the IFO local liaison when bus routing has been terminated. _____

For Vehicles Designated for People with Special Needs

1. Assign Town emergency workers to report to homes, or other locations, of people with special needs to assist them in boarding vehicles. For EMS vehicles reporting to homes of people requiring ambulance transport, provide directions or an emergency worker to act as vehicle guide. _____
 2. Dispatch vehicles as appropriate for evacuation of people with special needs to the Reception Center. _____
- d. Complete columns labeled "Number Sent" and "ETA" on Attachment 1. _____



CIVIL DEFENSE DIRECTOR (cont.)

NOTE TIME

- e. Determine if any deficiencies exist. If required, forward supplemental requests to the Newfields IFO local liaison. _____
- f. Contact each facility and inform them of the number of vehicles to be sent and their approximate ETA. _____
- 17. Inform NHODA of the progress of all protective responses in Newfields. _____
- 18. If you are required to leave the EOC, appoint the next available person in your line of succession to staff the EOC. Notify the Selectmen of this change. _____
- 19. Submit this checklist and all messages to the Treasurer. _____
- 20. The Treasurer will provide a copy of all emergency documentation to you following the termination of the emergency. Submit logs and dosimetry records to NHODA. _____

Attachment 1 to Civil Defense Director's Emergency Procedure

NEWFIELDS'S TRANSPORTATION REQUIREMENTS

<u>Facility</u>	<u>Telephone Number</u>	<u>Estimated Number</u>	<u>Current Number</u>	<u>Actual Needs (Round Up)</u>	<u>Estimated Number Needed</u>	<u>Number Sent</u>	<u>EIA EDC/Facility</u>	
<u>Public Schools</u>								2
Newfields Elementary School		73 students	___ students	$\div 50 =$ ___ buses	2 buses	___	/	
<u>Private Schools</u>								
Newfields Preschool		35 students	___ students	$\div 50 =$ ___ bus	1 bus	___	/	
<u>Other</u>								
Residents Requiring Transportation	(see list)	17 people	___ people	$\div 36 =$ ___ buses	3 buses	___	/	
Special Needs	(see list)	1 person	___ people	(see Attachment 3)	1 WC Van	___	/	2

*Based on the special needs survey

ATTACHMENT 2
REQUESTS FOR TRANSPORTATION ASSISTANCE

2

Name of Person Making Request _____
Telephone Number _____

1. Was a Special Needs Survey Card completed for the person requiring assistance?
_____ Yes. Check special needs file and verify that the information is correct.
_____ No. Continue with step 2.
2. Explain that buses are running routes through town. Can the person walk to a bus route?
_____ Yes. Explain the location of the bus route.
_____ No. continue with step 3.
3. If a bus came by the person's house (or school or office) could the person get on it alone or with some assistance?
_____ Yes. Continue with step 6 and request a Special Needs Bus from the State.
_____ No. continue with step 4.
4. Can the person sit unassisted for a prolonged time?
_____ Yes. Continue with step 6 and request a Special Needs Bus from the State.
_____ No. Continue with step 5.
5. Does the person need to be transported with life support systems (such as oxygen, IV's, respirator, dialysis machine, etc.)?
_____ Yes. Continue with step 6 and request an ambulance from the State.
_____ No. Continue with step 6 and request a conversion kit from the State.
6. Record the following information about the person requiring assistance:
Name:
Address, Street:
Cross Street:
Phone Number:
Special Directions:
Assistance Required: _____ Special Needs Bus
_____ Conversion Kit
_____ Ambulance

ATTACHMENT 3
SPECIAL NEEDS VEHICLES

2

Bus Conversion Kit

The bus conversion kit consists of a board and securing straps which when placed on the top of school bus seat backs can carry two persons in a horizontal position.

Special Needs Bus

Bus with two EMS personnel assigned to help people into the bus. School buses carry up to five evacuation bed conversion kits (10 people.) This leaves four seats available for residents in wheelchairs or residents who simply cannot walk to a bus route. If four beds are used, eight seats are available; three beds leaves 12 seats; two beds leaves 16 seats; and one bed leaves 20 seats.

Wheelchair Van

If there is a small number of residents in wheelchairs (6 or less) and no need for special needs buses, then a wheelchair van should be requested.

Ambulance

Only people requiring transport with life support systems (oxygen, IV's, respirators, dialysis machine, etc.) require an ambulance. An ambulance will transport two people.

D. FIRE CHIEF

Radiological Emergency Response Procedure Checklist for the Seabrook Station Nuclear Power Plant

This document provides a checklist of procedures for the Fire Chief of the Town of Newfields to be used in the event emergency conditions are declared at the Seabrook Station Nuclear Power Plant.

Initial Notification of a potential or actual emergency condition at the Seabrook Station will contain one of the Emergency Classification Levels: UNUSUAL EVENT, ALERT, SITE AREA EMERGENCY, or GENERAL EMERGENCY. The following procedure checklists for each Emergency Classification Level represent the minimum actions the Fire Chief is required to fulfill. Additional instructions, if any, will be provided by the Selectmen.

The Fire Chief is responsible for set up of the EOC and ensuring the proper operation of communication equipment in the EOC. He completes any notifications that have not yet been performed and ensures people requiring special notification have been contacted.

These checklists of step-by-step procedures are written as guidance to the Fire Chief. In doubtful situations common sense should dictate appropriate actions.

NOTE TIME

UNUSUAL EVENT

1. Receive notification from Police Officer On Duty or On Call via phone, pager or runner. _____
2. No action required unless directed by the Selectmen. _____
3. Stand by for notice of escalation or termination of event. _____

ALERT

1. Receive notification from the Police Officer On Duty or On Call via phone, pager or runner. _____

FIRE CHIEF (cont.)

NOTE TIME

2. If requested by the Selectmen, activate the EOC in the Fire Station. (See Attachment 1.) Review your procedures for a SITE AREA EMERGENCY and GENERAL EMERGENCY. _____
3. Support the Selectmen as requested. _____
4. Stand by for notice of escalation or termination of event. _____

SITE EMERGENCY AND GENERAL EMERGENCY

NOTE

Upon verification of a SITE AREA EMERGENCY or GENERAL EMERGENCY the State will activate or order the activation of the public alerting system.

1. Receive notification from the Police Officer On Duty or On Call via phone, pager or runner. _____
2. Receive notification from NHCOA (either through the EOC or, if activated, through the IFO) of scheduled time for activation of Alert and Notification System sirens. _____

At that time, step outside to verify that sirens have been activated and are audible. _____

IF SIRENS ARE NOT AUDIBLE, notify NHCOA (EOC or, if activated, IFO) IMMEDIATELY. Stand by for command from NHCOA and/or Town Selectmen to perform local (backup) activation of sirens. (See Attachment 2). _____

Activate local sirens ONLY if directed to do so by NHCOA and/or Town Selectmen. _____

3. Report to the EOC in the Fire Station. _____
4. Turn on all two-way base station radios. Turn on New Hampshire Civil Defense Radio and sign on with the State EOC or IFO/EOF. _____
5. Turn on AM/FM radio to WOKQ (97.5 FM). (If reception is poor, tune to one of the additional stations listed in Appendix A.) _____

6. Assign personnel to positions that are not filled. Appendix A, EMERGENCY CALL LIST, lists positions and personnel available. Assign the following tasks to available personnel:
- o Radio: Assign one worker to listen to AM/FM radio or ensure that one worker is responsible for this task. _____
 - o NH Civil Defense Radio: Assign person to monitor and operate NH Civil Defense Radio. Keep a record of all transmissions. _____
 - o Telephone: Assign one worker to answer phone in the event the Civil Defense Director is occupied. Information requests from townspeople should be referred to the Selectmen. All other communications including calls from the State, should be directed to the Civil Defense Director. This worker should keep logs of phone calls and times. _____
 - o Status Board: Assign one worker to set up and maintain Status Board and map in EOC. _____
7. Inventory equipment in EOC (see Attachment 1 and Appendix C). Deliver a list of deficiencies to the Civil Defense Director. _____
8. Review communications links between other organizations as indicated in Appendix C and ensure that communications links have been established or are possible. _____
9. From the Police Officer On Duty Or On Call, obtain current Emergency Classification Level, status of verification and key officials notified. (Persons unable to be reached should be noted.) Check to be sure notifications are consistent with the current Emergency Classification Level (see Appendix A, EMERGENCY CALL LIST). _____

FIRE CHIEF (cont.)

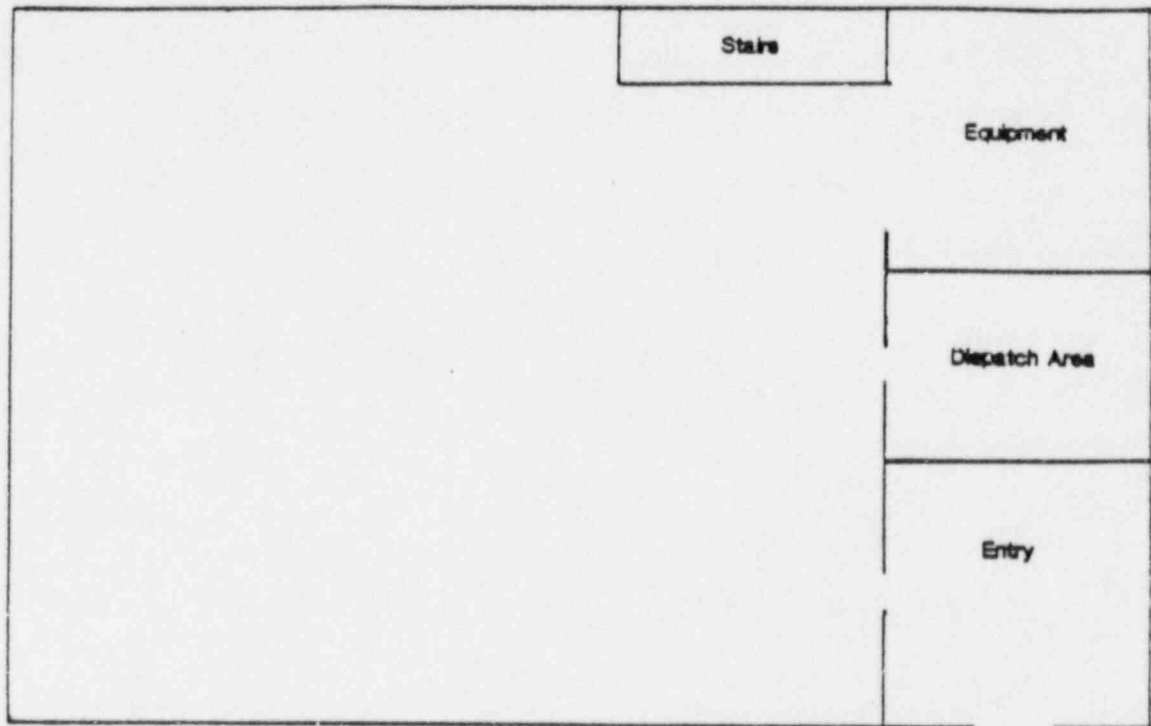
NOTE TIME

10. Have people requiring special notification contacted (see Appendix A). _____
11. Ensure EOC dispatcher has assumed responsibility for EOC communications from the Police Officer On Duty Or On Call. _____
12. Notify additional Fire Department personnel as required to report to the Fire Station. _____
13. Coordinate the resources needed for the continued operation of the EOC. Ensure that all EOC personnel will have adequate provisions for the duration of the event. _____
14. Make arrangements to feed emergency workers, if duration of accident so requires. _____
15. Check with the RADEF Officer to see if radiological monitoring equipment will be required for fire department emergency workers. Check also for appropriate protective actions to be used by fire personnel. _____
16. If sheltering is recommended, secure all windows, doors, and ventilation systems in the EOC. _____
17. Oversee the updating of the status board entries and ensure that permanent logs are being maintained by the Treasurer. _____
18. If you are required to leave the EOC, appoint the next available person in your line of succession to staff the EOC. Inform the Selectmen of this change. _____
19. Submit this checklist and all messages to the Treasurer. _____

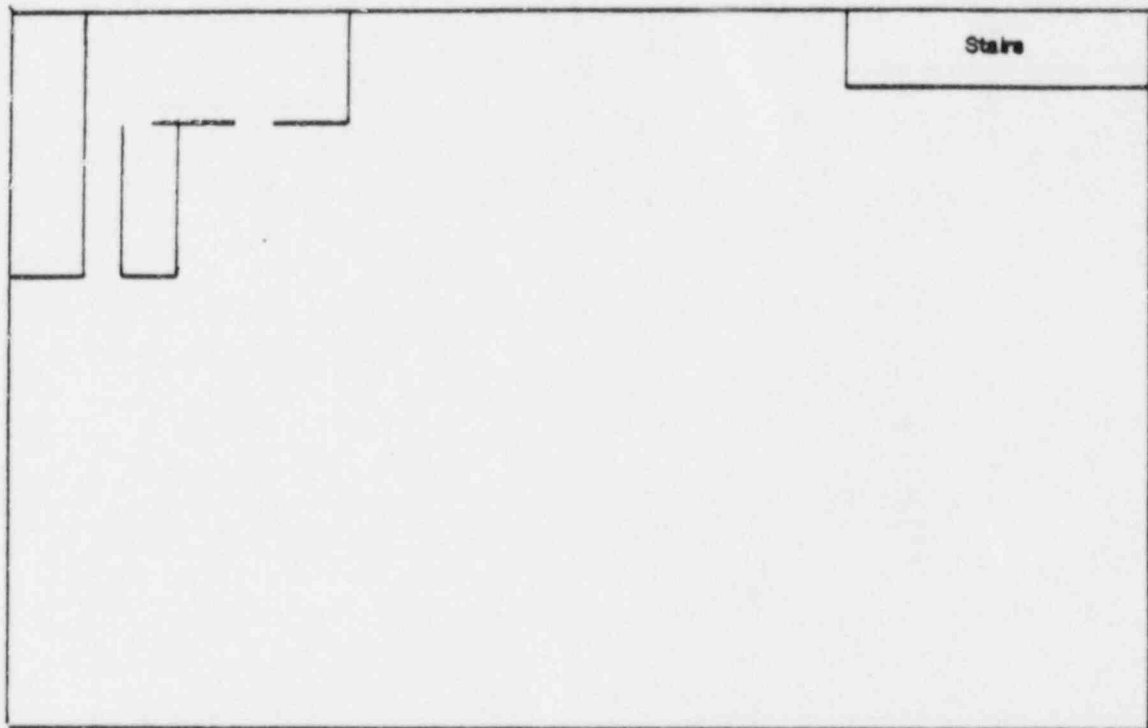
EMERGENCY EQUIPMENT

1. Copies of the Newfields Radiological Emergency Response Plan
2. The New Hampshire State Emergency Plan, Annex R, "Radiological Emergency Response Plan"
3. Copies of Special Facilities Plans
4. Evacuation Time Study Report
5. Map Boards (showing evacuation routes, access & control points)
6. Status Boards
7. Street Maps
8. Radiological Monitoring Equipment
9. Communications Equipment
10. Message Forms
11. Log Books
12. Office Supplies
13. Food and Beverages

Attachment 1 to Fire Chief's
Emergency Procedure
First Floor Plan



Attachment 1 to Fire Chief's
Emergency Procedure
Second Floor Plan



Attachment 2 to Fire Chief's
Emergency Procedure
(Newfields)

New Hampshire EPZ Local Siren Activation Procedure

To activate all the town sirens simultaneously.
(ALL CALL).

Step #1: Monitor the radio frequency by depressing the monitor button on the microphone or the remote. Verify that there is no communication or tones being transmitted on the channel, before attempting siren activation.

Step #2: Insert the key into the encoder arming switch and turn it clockwise until it stops. This will arm the encoder.

Step #3: Press the "CLR" button followed by the "ALL" button then the "SEND" button.

Step #4: Press the desired SIREN/PA function button.

NOTE: The function that would be used during an incident at Seabrook Station would be the "ALRT" (alert) function.

Step #5: Set the address switches to "#-#-11-11".
See Note 2

CAUTION!!! THE NEXT STEP WILL ACTIVATE ALL THE TOWNS
SIRENS!!!

Step #6: Press the "SEND" button.

Step #7: Monitor the sirens to insure the sirens activate correctly. If they do not activate correctly, or fail to activate, perform the next two steps.

Step #7a: Press the "CLR" button followed by the "ALL" button then the "SEND" button.

Step #7b: Start with step #1 again. If this is the second time through this procedure and the sirens still fails to operate correctly then refer to the troubleshooting procedure that starts on page IV-24e.

Step #8: Turn the encoder arming key counterclockwise and remove the key. This will disarm the encoder.

NOTE 1: To cancel (Deactivate) the sirens press the "CLR" button followed by the "ALL" button then the "SEND" button.

NOTE 2: The first two numbers of the address do not effect siren operation.

THIS IS A DRAFT PROCEDURE AND SUBJECT TO
REVISIONS UNTIL FINAL SYSTEM CONFIGURATION.

Attachment 2 to Fire Chief's
Emergency Procedure
(Newfields)

New Hampshire EPZ Local Siren Activation Procedure

To activate a single siren within the town.

Step #1: Monitor the radio frequency by depressing the monitor button on the microphone or the remote. Verify that there is no communication or tones being transmitted on the channel, before attempting siren activation.

Step #2: Insert the key into the encoder arming switch and turn it clockwise until it stops. This will arm the encoder.

Step #3: Press the "CLR" button followed by the "ALL" button then the "SEND" button.

Step #4: Obtain the correct code for siren that is to be activated. (This list will be provided at a later date.)

Step #5: Set the correct siren code (the last two digits of the address) with the thumbwheels.

Example of the first siren.

The address would be "#-#-0-1"

See Note 2

Step #6: Press the desired SIREN/PA function button.

NOTE: The function that would be used during an incident at Seabrook Station would be the "ALRT" (alert) function.

CAUTION!!! THE NEXT STEP WILL ACTIVATE THE SIREN!!!

Step #7: Press the "SEND" button.

Step #8: Monitor the siren to insure the siren activated correctly. If it did not activate correctly perform the next two steps.

Step #8a: Press the "CLR" button followed by the "ALL" button then the "SEND" button.

Step #8b: Start with step #1 again. If this is the second time through this procedure and the siren still fails to operate correctly then refer to the troubleshooting procedure that starts on page IV-24e.

Step #9: Turn the encoder arming key counterclockwise and remove the key. This will disarm the encoder.

NOTE 1: To cancel the sirens. Without changing the address press the "CLR" button followed by the "SEND" button.

NOTE 2: The first two numbers of the address do not effect siren operation.

Attachment 2 to Fire Chief's
Emergency Procedure
(Newfields)

New Hampshire EPZ Local Siren Activation Procedure

To activate all the beach sirens in your Town.
(and only the beach sirens) Simultaneously.

Step #1: Monitor the radio frequency by depressing the monitor button on the microphone or the remote. Verify that there is no communication or tones being transmitted on the channel, before attempting siren activation.

Step #2: Insert the key into the encoder arming switch and turn it clockwise until it stops. This will arm the encoder.

Step #3: Press the "CLR" button followed by the "ALL" button then the "SEND" button.

Step #4: Press the desired SIREN/PA function button.

NOTE: The function that would be used during an incident at Seabrook Station would be the "ALRT" (alert) function.

Step #5: Set the address switches to "#-#-9-11".
See Note 2

CAUTION!!! THE NEXT STEP WILL ACTIVATE ALL BEACH SIRENS
IN YOUR TOWN!!!

Step #6: Press the "SEND" button.

Step #7: Monitor the siren to insure the siren activated correctly. If they do not activate correctly perform the next two steps.

Step #7a: Press the "CLR" button followed by the "ALL" button then the "SEND" button.

Step #7b: Start with step #1 again. If this is the second time through this procedure and the siren still fails to operate correctly then refer to the troubleshooting procedure that starts on page IV-24e.

Step #8: Turn the encoder arming key counterclockwise and remove the key. This will disarm the encoder.

NOTE 1: To cancel the sirens press the "CLR" button followed by the "ALL" button then the "SEND" button.

NOTE 2: The first two numbers of the address do not effect siren operation.

NOTE 3: This procedure applies only to the following New Hampshire EPZ communities.

Hampton North Hampton
Rye Seabrook

Attachment 2 to Fire Chief's
Emergency Procedure
(Newfields)

New Hampshire EPZ Local Siren Activation Procedure

To activate and utilize the PA function.

In order to achieve effective coverage for the public address announcements, it is necessary to incrementally rotate the sirens a full 360 degrees in 45 degree segments. This requires you to broadcast your announcement a total of 8 times (once for each 45 degree segment). It is necessary to perform step 5 Through step 9 of this procedure a full 8 times.

Step #1: Monitor the radio frequency by depressing the monitor button on the microphone or the remote. Verify that there is no communication or tones being transmitted on the channel, before attempting siren activation.

Step #2: Insert the key into the encoder arming switch and turn it clockwise until it stops. This will arm the encoder.

Step #3: Press the "CLR" button followed by the "ALL" button then the "SEND" button.

Step #4: Press the "PA" function button.

Step #5: Select siren code (the last two digits of the address) with the thumbwheels, the siren, or all the sirens, or beach sirens only, that you want to make the announcement on.

CAUTION!!! THE NEXT STEP WILL PUT THE SIRENS IN THE PA
MODE OF OPERATION!!!

Step #6: Press the "SEND" button.

Step #7: Press and hold the monitor key then press and hold the transmit key on the microphone. Then make your announcement in a clear, calm, voice. When complete, release both keys.

Step #8: Press the "CW" button. This will enable you to turn the siren 45 degrees.

Step #9: Press the "SEND" button. Then repeat this procedure starting with step #1, until you obtain 360 degree coverage (you will have to perform step 5 through step 9 of this procedure 8 times.).

Step #10: After obtaining 360 degree coverage, you must cancel the PA function by pressing the "CLR" button. Followed by pressing the "ALL" button then pressing the "SEND" button.
THIS PROCEDURE CONTINUES ON THE NEXT PAGE.

Attachment 2 to Fire Chief's
Emergency Procedure
(Newfields)

New Hampshire EPZ Local Siren Activation Procedure

To activate and utilize the PA function.

Step #11: Turn the encoder arming key counterclockwise and remove the key. This will disarm the encoder.

NOTE: If it is reported that the sirens are not functioning correctly then press the "CLR" button followed by pressing the "SEND" button. Then repeat this procedure starting with step #1. If this is the second time through this procedure and the sirens still failed to activate correctly, then refer to the troubleshooting procedure that starts on page IV-24e.

Attachment 2 to Fire Chief's
Emergency Procedure
(Newfields)

New Hampshire EPZ Local Siren Activation Procedure

Procedure for troubleshooting siren control activation problems.

If you encounter difficulty performing any of the activation procedures, perform the following the steps.

Step #1: Make sure that there is power supplied to the encoder, the radio, and the VA-1000. Also make sure that the power switches are in the "ON" position. (Observe the power indicator lamps.) Retry the procedure that you were attempting to do if it still fails then go to the next step.

Step #2: Contact New Hampshire Civil Defense Agency at [REDACTED] unless the IFO is operational, then contact the IFO at [REDACTED]

Step #3: Tell them that there is a failure with the siren activation equipment and that you will not be able to activate the sirens.

E. RADEF OFFICER

Radiological Emergency Response Procedure Checklist for the Seabrook Station Nuclear Power Plant

This document provides a checklist of procedures for the RADEF Officer to be used in the event emergency conditions are declared at the Seabrook Station Nuclear Power Plant.

Initial Notification of a potential or actual emergency condition at the Seabrook Station will contain one of the Emergency Classification Levels: UNUSUAL EVENT, ALERT, SITE AREA EMERGENCY, or GENERAL EMERGENCY. The following procedure checklists for each Emergency Classification Level represent the minimum actions the RADEF Officer is required to fulfill. Additional instructions, if any, will be provided by the Senior Town Official.

The RADEF Officer is responsible for issuing radiological monitoring equipment and dosimeters and maintaining emergency worker exposure records.

These checklists of step-by-step procedures are written as guidance to the RADEF Officer. In doubtful situations common sense should dictate appropriate actions.

NOTE TIME

UNUSUAL EVENT

1. No action required. (You will not normally be notified.)

ALERT

1. Receive notification from the Police Dispatcher via phone. _____
2. Report to the EOC. _____
3. Inventory and operationally check radiological equipment in accordance with Attachment 1. _____
4. Request additional dosimetry equipment or KI as necessary from the IFO/EOF. _____
5. Support the Civil Defense Director as requested. _____

RADEF OFFICER (cont.)

NOTE TIME

6. Stand by for notice of escalation or termination of event.

SITE AREA EMERGENCY AND GENERAL EMERGENCY

1. Receive notification from the Police Officer On Duty or On Call via phone.
2. Report to the EOC.
3. Verify inventory and operational check, radiological monitoring and dosimetry equipment.
4. Inform the Civil Defense Director of any deficiencies.
5. If the need for additional dosimetry arises, coordinate these needs through the IFO local liaison.
6. Issue dosimetry and KI to all emergency workers in accordance with Attachment 2.
7. If a radioactive release is expected or is in progress:
 - a. Instruct all emergency workers to begin reading their dosimeters at 15 minute intervals.
 - b. Begin making hourly reports to the IFO/EOF of the number of workers reporting exposures of 175mR, 1R, 2R, 3R, 4R and 5R respectively.
 - c. Upon request from state officials at the IFO, carry out monitoring of the outside area around the EOC using the CDV-700. Report the findings to the IFO.
8. When informed by the IFO that the Director, DPHS, has authorized the use of KI, ensure all emergency workers under the supervision of the EOC are notified to begin taking KI.

NOTE: If any emergency worker reports any side effects or reactions from KI, instruct the worker to discontinue use of KI and to leave the affected area.

9. If a protective action is recommended for the EOC,
 - a. Establish a radiological monitoring area at the entrance to the EOC and monitor all individuals seeking entry to the EOC in accordance with Attachment 3.
 - b. Implement sheltering precautions for the EOC
10. If an emergency worker reports an exposure of:

NOTE:

Attachment 4 provides a list of emergency worker radiological action levels and a brief explanation of the action(s) required at each level.

- a. 175mR on his CDV-138, instruct the worker to begin reading their CDV-730 and report in when the CDV-730 indicates an exposure.
- b. 1R, 2R, 3R, 4R on his CDV-730;
 - (1) Consult with the Civil Defense Director to determine if the worker is necessary for the response effort.
 - (2) If the worker is not required for the response, instruct the worker to leave the affected area.
 - (3) If worker is required to support the response, request the Civil Defense Director replace the exposed worker.
 - (4) If no replacement is available assign the worker a new exposure action level of 2R, 3R, or 4R.

- c. 5R or greater on his COV-730:
 - (1) Log the emergency workers name, SSN and the date and time of the report.
 - (2) Notify the Local Liason at the IFO/EOF of the exposure.
 - (3) If the worker is assigned the RSP #, record the number on his dosimetry-KI report form.
 - (4) Instruct the worker to report to the appropriate reception center.

- 11. Maintain exposure records for all emergency workers. _____
- 12. If you are required to leave the EOC, appoint the next available person in your line of succession to staff the EOC. Inform the Senior Town Official of this change. _____
- 13. Collect all bottles of remaining KI tablets after a determination has been made to discontinue ingestion, or after ten tablets have been taken, whichever comes first. _____
- 14. Collect from each emergency workers their dosimetry and completed Dosimetry-KI Report form, if their need for dosimetry has been discontinued, and forward all forms to the DPHS IFO RHTA. _____
- 15. Submit copies of emergency worker exposure records, survey records (if applicable) and TLDs to N.H. Division of Public Health Services following the emergency. _____
- 16. Submit this checklist and all messages to the Treasurer. _____

ATTACHMENT 1
RADIOLOGICAL EQUIPMENT
INVENTORY AND OPERATIONAL CHECK

1. Verify with the Civil Defense Director that the number of items required, as listed in Enclosure 1, Radiological Equipment Inventory, are accurate. _____
2. Record any change in estimates for required equipment in the appropriate column of Enclosure 1. _____
3. Count the number of each item listed on Enclosure 1. _____
4. Perform operational checks on those items so designated by Figure 1. Instructions on how to perform the checks are provided as follows: _____
 - a. CDV - 750, Enclosure 2;
 - b. Self-reading dosimeters, Enclosure 3;
 - c. CDV - 700 survey meter, Enclosure 4;Any item which fails an operational check shall be considered defective and not counted as available for use.
5. Record the quantity of each item listed on Enclosure 1, available for the towns use, in the available column on Enclosure 1. _____
6. Determine unmet need for each item by subtracting the number available from the number required. Record this number in the "unmet" column on Enclosure 1. _____
7. Report unmet needs to the Civil Defense Director.
8. Prepare dosimetry for issue to emergency workers. A dosimetry unit consists of the following: _____
 - a. (1) CDV - 730/Dosimeter Corp. 822
 - b. (1) CDV - 138/Dosimeter Corp. 862 Dosimeter (0-200mR)
 - c. (1) Thermoluminescent Dosimetry (TLD)
 - d. (1) Dosimetry-K1 Report Form
 - e. Bottle of Potassium Iodide (KI)

ENCLOSURE 1

RADIOLOGICAL EQUIPMENT INVENTORY

Item	OP (1) Check	EOC/CO Staff	Other	TOTAL		
				Req'd.	Available	Unmet
CDV-730/Dosimeter Corp. 622 (0-20R) Dosimeters	Yes					
CDV-138/Dosimeter Corp. 862 (0-200mR) Dosimeters	Yes					
CDV-742 (0-200R) Dosimeters	Yes					
Thermoluminescent Dosimeter (TLD)	No					
CDV-750 Dosimeter Charger	Yes					
CDV-700 (0-50mR) Survey Meter	Yes					
Bottles KI Tablets	No					
Appropriate Instructions and Log Forms	No					

Notes:

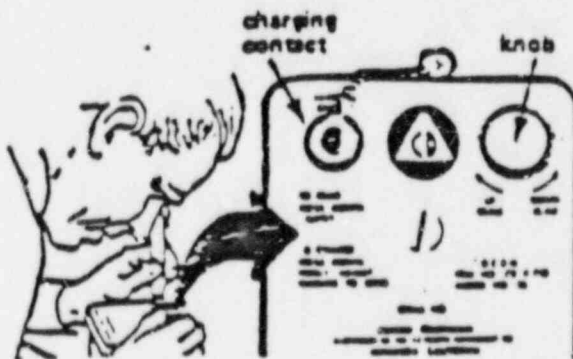
(1) If operational check is required, see Tabs for instructions.

ENCLOSURE 2
ATTACHMENT 1
OPERATIONAL CHECKS FOR
THE CDV-750 DOSIMETER CHARGER

2

1. To check the Dosimeter Charger, loosen thumbscrew in the top or bottom center of the charger with a coin, such as a dime, and remove bottom case. Install battery (in correct way, + and -) and reassemble.
2. Position the charger on a flat surface such as a table. Unscrew the cap on the charging contact and place end of the dosimeter opposite pocket clip and eyepiece on charging contact of charger (see Figure 1).

Figure 1



3. Apply downward pressure and you should see a meter scale and a vertical line while looking through the dosimeter. If no line is visible, rotate the control knob, located in the upper right hand corner (Figure 1), until a line appears.
4. Set line to or near zero (see Figure 2) by turning control knob (see Figure 1).

Figure 2



5. The charger is considered operational if the light sources for reading dosimeters is working and the charger can move the hairline on a self-reading dosimeter to, or close to, zero.
6. If the light source fails to work, replace battery and repeat check sequence. If light still fails to operate, replace the light bulb with the spare provided inside the charger case and repeat check sequence.
7. If the light source works but you are unable to move the line on the dosimeter, clean the charging contact on the charger by rubbing with a pencil eraser and repeat the check sequence.

ENCLOSURE 3
ATTACHMENT 1
OPERATION CHECK/ZEROING
SELF-READING DOSIMETERS

2

1. Place the end of the dosimeter, opposite the pocket clip and eyepiece on the charging contact of the CDV-750 dosimeter charger.
2. Apply downward pressure on the dosimeter and you should see a meter scale and a vertical line, while looking through the dosimeter (see Figure 1). If no line is visible, rotate the control knob of the dosimeter charger until a line appears.

Figure 1



NOTE: IF YOU HAVE TROUBLE FINDING THE LINE ON A DOSIMETER:

- (a) APPLY MORE PRESSURE ON THE DOSIMETER, OR
- (b) CLEAN THE CHARGING CONTACTS ON THE DOSIMETER AND THE CDV-750 WITH A PENCIL ERASER, OR
- (c) REPLACE THE BATTERY IN THE CDV-750 DOSIMETER CHARGER.

3. Set the line on the dosimeter to zero by turning the control knob on the CDV-750.
4. Remove the dosimeter from the charging contact. Read the dosimeter.

NOTE: WHEN READING DOSIMETER, KEEP THE DOSIMETER AS LEVEL AS POSSIBLE AND ENSURE THAT THE SCALE IS PARALLEL WITH THE HORIZON.

5. If the dosimeter reading is zero, continue to Step 8.
6. If the reading is above zero, repeat the procedure; but when charging the dosimeter, set line slightly below zero.
7. If the reading is below zero, repeat the procedure; but when charging the dosimeter, set line slightly above zero.

NOTE: IF TIME IS CRITICAL, A READING OF MID-SCALE OR LESS IS AN ACCEPTABLE CHARGE ON A SELF-READING DOSIMETER.

8. If a dosimeter is not to be issued immediately, allow the dosimeter to sit for 15 minutes, then read the dosimeter. If the reading has increased, the dosimeter has excessive drift and should not be used.

ENCLOSURE 4
ATTACHMENT 1
OPERATIONAL CHECK
FOR THE COV-700 SURVEY METER

Note Time

1. Visually check the meter for signs of physical damage. _____
2. Ensure the selector switch is in the "off" position. _____
3. Open case and install batteries. Return instrument to case. _____
4. Turn the selector switch to the "X10" position. _____
5. Connect the headphones to the audio jack. _____
6. Open the probe shield and put on the headphone. _____

NOTE: ENSURE THE COV-700 HAS BEEN ALLOWED TO WARM UP FOR AT
LEAST 30 SECONDS BEFORE BEGINNING STEP 7.

7. Hold the probe's open window area against the operational check
source on the side of COV-700. The meter should read between
1.5 and 2.5 mR/hr. An increase in the rate of clicks should be
heard in the headphone. _____
8. If the meter reads too low, install new batteries and re-check
the instrument. If no clicks are audible in the headphone,
replace the headphones and re-check the instrument. _____

PROCEDURE FOR ISSUING DOSIMETRY AND KI

ACTIONS

1. Verify that dosimetry is divided into units consisting of:

- a. 1 CDV-730 or DCA-622 (0-20R self-reading dosimeter),
- b. 1 CDV-138 (0-200mR self-reading dosimeter),
- c. 1 Thermoluminescent Dosimeter (TLD),
- d. 1 Bottle of Potassium Iodide (KI),
- e. 1 Dosimetry-KI Report Form (Figure 1),
- f. 1 Potassium Iodide Acknowledgement Form (Enclosure 1),
- g. 1 Emergency Workers Information Sheet (Enclosure 3).

Each emergency worker receives one unit as described above.

2. Have all the worker complete the top section of the Dosimetry-KI Report Form (see Figure 1).
3. While the worker is completing the top section of the Dosimetry-KI form, read the self-reading dosimeters. If not done previously, recharge or zero the dosimeter in accordance with Enclosure 2.
4. Record the serial number of the self-reading dosimeters and TLD on the Dosimetry Log Sheet (see Figure 2).
5. Record the date, time, your name and organization in the TLD issued blocks on the Dosimetry Log Sheet (see Figure 2).
6. Have the emergency worker complete the Potassium Iodide Acknowledgement Form (see Enclosure 1) as specified.
7. Have the worker verify the serial numbers of their self-reading dosimeters and TLD with the numbers recorded on the sheet.
8. The worker should read both self-reading dosimeters and record the reading in the "before" block for each dosimeter (see Figure 2).
9. Record the appropriate information on the Dosimetry Log Form (see Figure 2). Have the worker sign the form.
10. Provide each individual a copy of Exposure Control and KI information sheet (see Enclosure 3).

DOSIMETRY—KI REPORT FORM

(Please print legibly)

Emergency Worker's Name: _____

Social Security Number: _____

Home Address: _____

Emergency Worker's Organization: _____

Town/City: _____

Emergency Worker's Signature: X _____

MISSION		CD V-730 or DCA-622 (0-20R)			CD V-138 (0-200mR)			TLD (thermoluminescent dosimeter)		
NO.	DESCRIPTION	DATE	SERIAL NO.	BEFORE AFTER	MISSION TOTAL	SERIAL NO.	BEFORE AFTER	MISSION TOTAL	Serial No. of TLD:	
1.				R			mR			
				R	R		mR	mR		
2.				R			mR			
				R	R		mR	mR		
3.				R			mR			
				R	R		mR	mR		
4.				R			mR			
				R	R		mR	mR		
5.				R			mR			
				R	R		mR	mR		
			TOTAL		R	TOTAL				

DOSIMETRY INSTRUCTIONS: Read the CD V-730 (DCA-622) and CD V-138 each half hour. Do not exceed 1 R cumulative total. The TLD gives an accurate reading of the total dose and therefore should be used only by one person. Forward the TLD with this form (see form distribution below.)

THYROID GLAND SCREENING CHECK

Upon completion of the mission, or as directed, each emergency worker must undergo "decontamination monitoring" at a decontamination monitoring station or a mass care/decontamination center. Monitoring personnel at these stations will complete a "Decontamination Monitoring Report Form" for you. Additionally emergency workers should be screened for radioiodine uptake in the thyroid gland and the results recorded here. Medical referral action level for the thyroid check is 100 cpm above background or higher when using the CD V-700 survey meter.

CD V-700 Serial No. _____ Reading: _____

Signature of Monitor: X _____

DOSIMETRY—KI REPORT FORM DISTRIBUTION: Complete this form and forward the original copy with the TLD through emergency management channels to DPHS. If the self-reading dosimetry indicates total exposure of 5 R or more, expedite delivery to DPHS. DPHS will forward to the individual and to the Town or City Civil Defense Director the TLD reading as well as an explanation of the reading. Copy 2 is retained by the Town or City Civil Defense Agency. Copy 3 is retained by the individual.

POTASSIUM IODIDE (K) RECORD			
	Date	Time	Amount Taken
Day 1			1 tablet/130 mg
Day 2			1 tablet/130 mg
Day 3			1 tablet/130 mg
Day 4			1 tablet/130 mg
Day 5			1 tablet/130 mg
Day 6			1 tablet/130 mg
Day 7			1 tablet/130 mg
Day 8			1 tablet/130 mg
Day 9			1 tablet/130 mg
Day 10			1 tablet/130 mg

KI INSTRUCTIONS: Take KI only on the direction of your supervisor. Take one tablet (130 mg) once a day. If you have any adverse reaction to the drug, discontinue taking KI and report to your supervisor.

ENCLOSURE 1
POTASSIUM IODIDE ACKNOWLEDGEMENT FORM

I will not take my first KI tablet until I receive instructions to do so. If instructed to do so, I, _____, understand that in order to obtain maximum protection for the thyroid, I will receive 130 milligrams per day for the next 10 days for the thyroid blocking agent potassium iodide. I have been informed that this drug will block the absorption of radioiodine by my thyroid and thereby reduce the exposure to radiation of the thyroid; that potassium iodide does not reduce the uptake of other radioactive materials by the body; nor, does it provide protection against exposure from external radiation. I have been told that if I am allergic to iodine that I should not take potassium iodide.

SIGNATURE _____

DATE _____

2

DOSIMETRY LOG SHEET

[illegible]

ENCLOSURE 2
OPERATIONAL CHECK/ZEROING
SELF-READING DOSIMETERS

ACTIONS

1. Place the end of the dosimeter, opposite the pocket clip and eye piece on the charging contact of the CDV-750 dosimeter charger.
2. Apply downward pressure on the dosimeter and you should see a meter scale and a line while looking through the dosimeter (see Figure 1). If no line is visible, rotate the control knob of the dosimeter charger until a line appears.

Figure 1



NOTE: IF YOU HAVE TROUBLE FINDING THE LINE ON A DOSIMETER,

- (a) APPLY MORE PRESSURE ON THE DOSIMETER, OR,
 - (b) CLEAN THE CHARGING CONTACTS ON THE DOSIMETER AND THE CDV-750 WITH A PENCIL ERASER, OR,
 - (c) REPLACE THE BATTERY IN THE CDV-750 DOSIMETER CHARGER.
3. Set the line on the dosimeter to zero by turning the control knob on the CDV-750.
 4. Remove the dosimeter from the charging contact. Read the dosimeter.
- NOTE: WHEN READING DOSIMETER KEEP THE DOSIMETER AS LEVEL AS POSSIBLE AND ENSURE THAT THE SCALE IS PARALLEL WITH THE HORIZON.
5. If the dosimeter reading is zero, continue to Step 8.
 6. If the reading is above zero, repeat the procedure but when charging the dosimeter set line slightly below zero.

7. If the reading is below zero, repeat the procedure but when charging the dosimeter, set line slightly above zero.

NOTE: IF TIME IS CRITICAL, A READING OF MID-SCALE OR LESS IS AN ACCEPTABLE CHARGE ON A SELF-READING DOSIMETER.

8. If dosimeter is not to be issued immediately, allow the dosimeter to sit for 15 minutes then read the dosimeter. If the reading has increased, the dosimeter has excessive drift and should not be used.

ENCLOSURE 3
EMERGENCY WORKER INFORMATION

a. Dosimetry:

- (1) Dosimetry should be worn in the pocket of an outer garment from the time of issue until you are dismissed from duty or until you are notified by your supervisor that dosimetry is no longer necessary.
- (2) In no case should your TLD be used by another person.
- (3) You should read your self-reading dosimeters at least once every thirty minutes.

b. Dosimetry-KI Report Form:

- (1) Keep the form in your possession at all times;

c. Potassium Iodide Acknowledgement Form:

- (1) Ensure you understand all the instructions on the form.

d. Radiation Exposure Control:

- (1) If notified by your supervisor that a release of radioactive material has occurred at the station, begin reading your dosimeters every 15 minutes.
- (2) If your CDV-138 (0-200mR) dosimeter indicates an exposure of 175mR, notify your supervisor and begin reading CDV-730 (0-20R) dosimeter.
- (3) If your CDV-730 (0-20R) dosimeter indicates an exposure of 1R, notify your supervisor. The supervisor will instruct you either to leave the affected area or assign you a new exposure level to report your dosimeter reading.
- (4) The maximum amount of whole body exposure a worker is allowed to receive prior to being removed is 5 Roentgen, however, emergency workers and supervisors are cautioned that the 5 Roentgen figure is a guide and should attempt to keep exposure as low as reasonably achievable. The exposure to radiation should be kept to a minimum for all persons. Any one individual should not receive a total

dose far in excess of other emergency workers if circumstances permit substitution of personnel, termination of assignment or other protective action. If your dosimeter indicates an exposure of 5R or greater, notify your supervisor. The supervisor will instruct you to proceed to a location outside of the affected area.

e. Potassium Iodide (KI):

- (1) Potassium Iodide (KI) is an over-the-counter drug that will block the absorption of Radio Iodines in the thyroid and thereby reduce the exposure to radiation of the thyroid.
- (2) KI DOES NOT reduce the uptake of other radioactive materials by the body, nor does it provide protection against exposure from external radioactive contamination.
- (3) If you are allergic to Iodide (i.e., allergic to shellfish, iodized salt, etc.) DO NOT take KI. Inform your supervisor and, when instructed to take a KI tablet, make arrangements with your supervisor to leave the affected area.
- (4) Usually, side effects of potassium iodide happen when people take higher doses for a long time. You should be careful not to take more than the recommended dose or take it for longer than you are told. Side effects are unlikely because of the low dose and the short time you will be taking the drug.
- (5) Possible side effects include skin rashes, swelling of the salivary glands and "iodism" (metallic taste, burning mouth and throat, sore teeth and gums, symptoms of a head cold, and sometimes stomach upset and diarrhea).
- (6) A few people have an allergic reaction with more serious symptoms. These could be fever and joint pains or swelling of parts of the face and body and at times severe shortness of breath requiring immediate medical attention.
- (7) Keep the bottle of KI with you at all times. Do not loose it or discard it.

- (8) When instructed to do so, take one KI tablet and record the time and date on your Dosimetry-KI Report Form.
- (9) If you experience any side effects, report them immediately.
- (10) Unless instructed otherwise, continue to take ONE tablet each day for the next nine (9) days, recording each on the Dosimetry-KI Report Form.

f. Termination of Assignment

- (1) Unless directed otherwise by your supervisor, at the end of your assignment report back to your duty station. Record the final reading of your dosimeter in the after block on the Dosimetry-KI Report Form. Subtract the before reading from the after reading and record results in the mission total block. Report mission completion and the total mission exposure to your supervisor. Stand by for further instructions from your supervisor.

NOTE: BASED ON CONDITIONS OF THE PLANT AND PROTECTIVE ACTION RECOMMENDATIONS RECEIVED FROM THE STATE, YOU MAY BE DIRECTED BY YOUR SUPERVISOR TO REPORT TO ANOTHER LOCATION OTHER THAN YOUR DUTY STATION UPON TERMINATION OF ASSIGNMENT. IF THIS OCCURS, REPORT TO THE LOCATION AS INSTRUCTED AND COMPLETE ACTIONS AS STATED ABOVE.

- (2) If you are being relieved of your assignment by another individual then:
 - (a) Turnover all logs, procedures and equipment except dosimetry and KI to your relief.
 - (b) Notify your supervisor of the turnover.
 - (c) Report to the area where you were issued dosimetry to turn in your dosimetry, unless directed otherwise by your supervisor.

Attachment 3 to RALF Officer's
Emergency Procedure

PERSONNEL MONITORING


2

- A. Have person remove all outer garments and shoes immediately upon entering the entrance of the EOC.
- 1) Monitor coat, hat and shoes to determine whether contaminated.
 - 2) If contaminated, place in plastic bag, labeled with person's name, until decontamination can be performed.
- B. Conduct monitoring survey of the person according to the following guidelines:
- 1) Use the headphones on the CDV-700. (Listen to the audio output rather than watching the meter.) A "Hot Spot" will be indicated by an increase in audit output, allowing you to go back, now looking at the meter, to determine exact spot.
 - 2) Open side-window probe of the CDV-700.
 - 3) Hold the probe parallel to the subject and 1/2 inch - 1 inch from the person.
 - 4) Monitor the hands first, then have the person assume the "spread-eagle" position (refer to Figure 1).
 - a) If hands are contaminated, cover with plastic baggie or plastic wrap until monitoring survey is completed.
 - 5) Next, monitor the head, back of the neck, shoulders and continue down to the arms and body to the feet.
 - a) To monitor bottoms of feet, have person lean against a wall (with hands covered if contaminated) for balance while he/she lifts one foot at a time.
 - 6) ☐ DO NOT move the probe too fast - only about 1-2 inch per second. The average personnel monitoring should be performed in 2-3 minutes per person.

Attachment 3 (cont.)

- 7) If probe becomes contaminated, use a different instrument. Probe can be protected by wrapping it with plastic wrap or inserting it into a finger of a disposable surgical glove.
- C. If readings are more than 100 counts per minute above background, this person is to be considered contaminated.
- 1) Refer the contaminated individual to the appropriate Reception Center.

FIGURE 1
PERSONNEL MONITORING



ATTACHMENT 4

EMERGENCY WORKER RADIOLOGICAL LIMITS AND ACTION LEVELS

2

Type of Limit Action Level	Limit/ Action Level	Actions Required
Whole Body Exposure	175 mR	Emergency worker reports reading to his supervisor.
	1R	Emergency worker reports reading to his supervisor. A determination is made to assign the worker a new action level or instruct worker to leave the affected area.
	2R, 3R, 4R	Same as 1R
	5R	Local emergency workers will be instructed to leave the affected area. State emergency workers can be assigned a higher action level if their duties are critical to the response effort and no replacement is available, and the new action level is approved by the IFO/Coordinator. Any worker exceeding this level will be included in the Radiological screening program
	10R, 15R	Same as 5R for State emergency workers.
	20R	State emergency workers will be instructed to leave the affected area. Additional Exposure must be approved in accordance with Appendix L to DPHS procedure.
	25R	Upper limit of EPA PAG for emergency workers.
	75R	Maximum exposure for life saving activities
Thyroid Exposure (Projected)	25Rem	Director, DPHS approves use of Potassium Iodine (KI) for emergency workers
Personnel Vehicle and Equipment Contamination	100cpm with a CDV-700 at 1 inch	Referred to Decontamination Section of the appropriate Reception Center

F. POLICE CHIEF

Radiological Emergency Response
Procedure Checklist
for the
Seabrook Station Nuclear Power Plant

This document provides a checklist of procedures for the Police Chief of the Town of Newfields to be used in the event emergency conditions are declared at the Seabrook Station Nuclear Power Plant.

Initial Notification of a potential or actual emergency condition at the Seabrook Station will contain one of the Emergency Classification Levels: UNUSUAL EVENT, ALERT, SITE AREA EMERGENCY, or GENERAL EMERGENCY. The following procedure checklists for each Emergency Classification Level represent the minimum actions the Police Chief is required to fulfill. Additional instructions, if any, will be provided by the Selectmen.

The Police Chief is responsible for providing traffic control and security. He also provides a backup means of public alerting.

These checklists of step-by-step procedures are written as guidance to the Police Chief. In doubtful situations common sense should dictate appropriate actions.

NOTE TIME

UNUSUAL EVENT

1. If you are on duty or on call, perform notification sequence outlined under the checklist for Police Officer On Duty Or On Call. _____
2. Receive notification from the Police Officer On Duty Or On Call via phone or radio. Ensure notification sequence has been completed. No further action required unless directed by the Selectmen. _____
3. Stand by for notice of escalation or termination of event. _____

POLICE CHIEF (cont.)

NOTE TIME

ALERT

1. If you are on duty or on call, perform notification sequence outlined under the checklist for Police Officer On Duty Or On Call. _____
2. Receive notification from the Police Officer On Duty Or On Call via phone or radio. Ensure notification sequence has been completed. _____
3. If the EOC has been activated, report to the EOC in the Fire Station. Assign a police officer for EOC security. _____
4. Review your procedures for a SITE AREA EMERGENCY and GENERAL EMERGENCY. _____
5. Stand by for notice of escalation or termination of event. _____

SITE AREA EMERGENCY AND GENERAL EMERGENCY

1. If you are on duty or on call, perform notification sequence outlined under the checklist for Police Officer On Duty Or On Call. _____
2. Receive notification from the Police Officer On Duty Or On Call via phone or radio. Ensure notification sequence has been completed. _____
3. Report to the EOC in the Fire Station. _____
4. Assign a police officer for EOC Security. _____

POLICE CHIEF (cont.)

NOTE TIME

5. Notify additional Police Department personnel as required to report to the Fire Station. Assess availability of personnel and equipment. _____
6. Advise police to obtain dosimetry and instructions from the RADEF Officer prior to dispatch. _____
7. Support the Fire Chief in public alerting if required. _____
8. Review traffic control points and intersections along with available personnel and resources. (See Attachment 1.) _____
9. If evacuation is recommended, dispatch police to intersections to deal with possible congestion. _____
10. During and after evacuation maintain patrols to provide security. _____
11. If you are required to leave the EOC, appoint the next available person in your line of succession to staff the EOC. Inform the Selectmen of this change. _____
12. Submit this checklist and all messages to the Treasurer. _____

Attachment 1 to
Police Chief's Emergency Procedure

TRAFFIC CONTROL POINTS

<u>Number</u>	<u>Location and Description</u>
NF-01	Route 108 and Route 85. Facilitate northbound movement on Route 108. Facilitate left turn movement from Route 85 to Route 108. Discourage southbound traffic on Route 108 and on Route 85.
NF-02	Route 85 and Route 87. Facilitate traffic movements from Route 85 onto Route 87 westbound. Discourage northbound traffic movement on Route 85 unless Route 87 is congested. Restrict southbound movement on Route 75.

G. POLICE OFFICER ON DUTY OR ON CALL

Radiological Emergency Response
Procedure Checklist
for the
Seabrook Station Nuclear Power Plant

This document provides a checklist of procedures for the Police Officer on Duty Or On Call of the Town of Newfields to be used in the event emergency conditions are declared at the Seabrook Station Nuclear Power Plant.

Initial Notification of a potential or actual emergency condition at the Seabrook Station will contain one of the Emergency Classification Levels: UNUSUAL EVENT, ALERT, SITE AREA EMERGENCY, or GENERAL EMERGENCY. The following procedure checklists for each Emergency Classification Level represent the minimum actions the Police Officer On Duty Or On Call is required to fulfill. Additional instructions, if any, will be provided by the Police Chief. The primary means of communications with the members of the Emergency Response Organization is the telephone. Back-up means are the radio pagers and runners.

The Police Officer On Duty Or On Call is responsible for notifying the members of the Emergency Response Organization of an emergency condition.

These checklists of step-by-step procedures are written as guidance to the Police Officer On Duty Or On Call. In doubtful situations common sense should dictate appropriate actions.

NOTE TIME

UNUSUAL EVENT

1. Record the notification message from Rockingham County Dispatch. (See Attachment 1.) _____
2. Verify message with Rockingham County Dispatch by
(1) roll call response to radio message or (2) telephone.
(NOTE: If County Dispatch cannot be reached in two minutes,
proceed to the following steps without further delay.) _____

POLICE OFFICER ON DUTY OR ON CALL (Cont.)

NOTE TIME

3. Notify the following by the best means that are available (phone, pager/radio, runner). (See Appendix A - EMERGENCY CALL LIST). If notification has not been verified, the individuals will be advised that the report is unconfirmed. Provide any additional information to the Selectmen.

Notify all of the following. Call in order listed.

Chairman-Board of Selectmen

Selectman

Selectman

Civil Defense Director

Fire Chief

Police Chief

4. If UNUSUAL EVENT is terminated, notify those individuals contacted above. If emergency escalates, continue with checklist.

ALERT

1. Record the notification message from Rockingham County Dispatch. (See Attachment 1.)
2. Verify message with Rockingham County Dispatch by (1) roll call response to radio message or (2) telephone. (NOTE: If County Dispatch cannot be reached in two minutes, proceed to the following steps without further delay.)

POLICE OFFICER ON DUTY OR ON CALL (Cont.)

NOTE TIME

3. Notify the following by the best means that are available (phone, pager/radio, runner). (See Appendix A - EMERGENCY CALL LIST). If notification has not been verified, the individuals will be advised that the report is unconfirmed. Provide any additional information to the Selectmen.

Notify all of the following. Call in order listed.

Chairman-Board of Selectmen

Selectman

Selectman

Civil Defense Director

Fire Chief

Police Chief

RADEF Officer

Highway Agent

4. Notify additional personnel as designated by the Selectmen. (See Appendix A.)
5. If EOC is activated, transfer all incident-related communications to the EOC dispatcher at the Fire Station.
6. If ALERT is terminated, notify those individuals contacted above. If emergency escalates, continue with checklist.

POLICE OFFICER ON DUTY OR ON CALL (Cont.)

NOTE TIME

SITE AREA EMERGENCY AND GENERAL EMERGENCY

1. Record the notification message from Rockingham County Dispatch. (See Attachment 1.) _____
2. Verify message with Rockingham County Dispatch by (1) roll call response to radio message or (2) telephone. (NOTE: If County Dispatch cannot be reached in two minutes, proceed to the following steps without further delay.) _____
3. Notify the following by the best means that are available (phone, pager/radio, runner). (See Appendix A - EMERGENCY CALL LIST). If notification has not been verified, the individuals will be advised that the report is unconfirmed. Instruct them to report to the EOC. Call in order listed.
 - a. Chairman, Board of Selectmen _____
 - b. Selectman _____
 - c. Selectman _____
 - d. Civil Defense Director _____
 - e. Fire Chief _____
 - f. Police Chief _____
 - g. RADEF Officer _____
 - h. Health Officer _____
 - i. Highway Agent _____
 - j. Treasurer _____
5. Notify additional personnel as designated by the Selectmen. (See Appendix A - EMERGENCY CALL LIST.) _____
6. Upon EOC activation transfer all incident-related communications to the EOC dispatcher at the Fire Station. _____

Attachment 1 to Police Officer On Duty Or On Call's
Emergency Procedure

MESSAGE FROM ROCKINGHAM DISPATCH TO NEWFIELDS POLICE DEPARTMENT

1. ALERT AND PAGER TONES sounded and the following message broadcast on Channels 2, 3, L4, S4 and Seacoast Fire:

"Attention all units and stations in the Seabrook Emergency Planning Zone - Stand by for an emergency message."

"Attention all units and stations in the Seabrook Emergency Planning Zone - Seabrook Station has declared an UNUSUAL EVENT/ALERT/SITE AREA EMERGENCY/GENERAL EMERGENCY (circle one) - stand by to acknowledge this message then proceed according to individual community procedures."

"This is not a test - I repeat - this is not a test."

"All units - acknowledge with your communities name as I call you."

"Rockingham to:

Seabrook, Hampton Falls, Hampton, South Hampton, Kensington, North Hampton, Newton, East Kingston, Exeter, Stratham, Greenland, Rye, Portsmouth, Newfields, Brentwood, Kingston, New Castle."

H. HEALTH OFFICER

Radiological Emergency Response Procedure Checklist for the Seabrook Station Nuclear Power Plant

This document provides a checklist of procedures for the Health Officer of the Town of Newfields to be used in the event emergency conditions are declared at the Seabrook Station Nuclear Power Plant.

Initial Notification of a potential or actual emergency condition at the Seabrook Station will contain one of the Emergency Classification Levels: UNUSUAL EVENT, ALERT, SITE AREA EMERGENCY, or GENERAL EMERGENCY. The following procedure checklists for each Emergency Classification Level represent the minimum actions the Health Officer is required to fulfill. Additional instructions, if any, will be provided by the Selectmen. The primary means of communication with DPHS is the telephone. Back-up means is Civil Defense Radio.

The Health Officer is responsible for providing assistance and guidance in health-related areas.

These checklists of step-by-step procedures are written as guidance to the Health Officer. In doubtful situations common sense should dictate appropriate actions.

NOTE TIME

UNUSUAL EVENT

1. No action required. (You will not normally be notified.) _____

ALERT

1. You will not normally be notified unless the Selectmen activate the EOC. _____

NOTE TIME

2. If activated, report to the EOC in the Fire Station and review your procedures for a SITE AREA EMERGENCY and GENERAL EMERGENCY. _____
3. Stand by for notice of escalation or termination of event. _____

SITE AREA EMERGENCY AND GENERAL EMERGENCY

1. Receive notification from the Police Officer On Duty Or On Call via phone. _____
2. Report to the EOC in the Fire Station. _____
3. Act as liaison between DPHS and the Town agencies in radiation-related public health matters. _____
4. Provide assistance/guidance to the Selectmen and other department heads in health-related areas. _____
5. In conjunction with the RADEF Officer, ensure emergency workers do not exceed State exposure Protective Action Guides. _____
6. If you are required to leave the EOC, appoint the next available person in your line of succession to staff the EOC. Notify the Selectmen of this change. _____
7. Submit this checklist and copies of all your messages to the Treasurer. _____

I. HIGHWAY AGENT

Radiological Emergency Response Procedure Checklist for the Seabrook Station Nuclear Power Plant

This document provides a checklist of procedures for the Highway Agent of the Town of Newfields to be used in the event emergency conditions are declared at the Seabrook Station Nuclear Power Plant.

Initial Notification of a potential or actual emergency condition at the Seabrook Station will contain one of the Emergency Classification Levels: UNUSUAL EVENT, ALERT, SITE AREA EMERGENCY, or GENERAL EMERGENCY. The following procedure checklists for each Emergency Classification Level represent the minimum actions the Highway Agent is required to fulfill. Additional instructions, if any, will be provided by the Selectmen.

The Highway Agent is responsible for maintaining evacuation routes and providing transportation as needed.

These checklists of step-by-step procedures are written as guidance to the Highway Agent. In doubtful situations common sense should dictate appropriate actions.

NOTE TIME

UNUSUAL EVENT

1. No action required. (You will not normally be notified.)

ALERT

1. You will not normally be notified unless the Selectmen activate the EOC.

HIGHWAY AGENT (Cont.)

NOTE TIME

2. If activated, report to the EOC in the Fire Station and review your procedures for a SITE AREA EMERGENCY and GENERAL EMERGENCY. _____
3. Stand by for notice of escalation or termination of event. _____

SITE AREA EMERGENCY AND GENERAL EMERGENCY

1. Receive notification from the Police Officer On Duty Or On Call via phone. _____
2. Report to the EOC in the Fire Station. _____
3. Assess the impact of current and forecasted weather conditions on the road network, and report findings to the Selectmen. _____
4. Notify additional Public Works personnel or contractors as required to report to the Fire Station. _____
5. Check with the RADEF Officer to determine if radiological monitoring equipment will be required for emergency Public Works personnel. Check also for appropriate protective actions to be used by emergency workers. _____
6. Provide manpower and/or equipment, as required by the Selectmen, for emergency maintenance of evacuation routes, transportation, etc. _____

HIGHWAY AGENT (Cont.)

NOTE TIME

8. If you are required to leave the EDC, appoint the next available person in your line of succession to staff the EDC. Notify the Selectmen of this change. _____
9. Submit this checklist and copies of all your messages to the Treasurer. _____

2

J. TREASURER

Radiological Emergency Response
Procedure Checklist
for the
Seabrook Station Nuclear Power Plant

This document provides a checklist of procedures for the Treasurer of the Town of Newfields to be used in the event emergency conditions are declared at the Seabrook Station Nuclear Power Plant.

Initial Notification of a potential or actual emergency condition at the Seabrook Station will contain one of the Emergency Classification Levels: UNUSUAL EVENT, ALERT, SITE AREA EMERGENCY, or GENERAL EMERGENCY. The following procedure checklists for each Emergency Classification Level represent the minimum actions the Treasurer is required to fulfill. Additional instructions, if any, will be provided by the Selectmen.

The Treasurer is responsible for administrative support of the EOC.

These checklists of step-by-step procedures are written as guidance to the Treasurer. In doubtful situations common sense should dictate appropriate actions.

NOTE TIME

UNUSUAL EVENT

1. No action required. (You will not normally be notified.)

ALERT

1. You will not normally be notified unless the Selectmen activate the EOC.
2. If activated, report to the EOC in the Fire Station.

3. If the EOC is activated:

- a. Provide a telephone operator and clerical assistance, and check supplies of EOC forms. (See Attachments 1 and 2.) _____
- b. Maintain logs of incoming and outgoing messages. _____
- c. Once every hour, transcribe information on the status boards to a permanent log for future reference. (A redundant method of recording information could be the use of periodic photos of the status board.) _____
- d. Assist the Selectmen and Civil Defense Director in administrative operation of the EOC. _____
- e. If you are required to leave the EOC, appoint the next available person in your line of succession to staff the EOC. Notify the Selectmen of this change. _____

SITE AREA EMERGENCY AND GENERAL EMERGENCY

- 1. Receive notification from the Police Officer On Duty Or On Call via phone. _____
- 2. Report to the EOC in the Fire Station. _____
- 3. Provide a telephone operator and clerical assistance, and check supplies of EOC forms. (See Attachment 1 and 2.) _____
- 4. Maintain logs of incoming and outgoing messages and significant events. _____

TREASURER (Cont.)

NOTE TIME

5. Once every hour, transcribe information on the status boards to a permanent log for future reference. (A redundant method of recording information could be the use of periodic photos of the status board.)

6. Assist the Selectmen and Civil Defense Director in the administrative operation of the EOC.

7. If you are required to leave the EOC, appoint the next available person in your line of succession to staff the EOC. Notify the Selectmen of this change.

8. Following the emergency, collect all checklists and messages. Deliver them to the Civil Defense Director.

LOG SHEET

Date _____

Rev. 2 8/86

Attachment 2 to Treasurer's
Emergency Procedure

TELEPHONE COMMUNICATION LOGSHEET

DATE:	TIME:	INCOMING	OUTGOING	Phone Circuit Used:
TO:	FROM:			
Message:				
Received by:				

DATE:	TIME:	INCOMING	OUTGOING	Phone Circuit Used:
TO:	FROM:			
Message:				
Received by:				

DATE:	TIME:	INCOMING	OUTGOING	Phone Circuit Used:
TO:	FROM:			
Message:				
Received by:				

APPENDIX A

EMERGENCY CALL LIST

EMERGENCY CALL LIST

Listed below are the key members of the Newfields Emergency Response Organization listed in the order each individual should be called. In each case, the incumbent is listed first. If the first person is not available, the next person on the list takes over that position. If none are available to fill a certain position, the Selectmen will appoint an alternate.

<u>Board of Selectmen</u>	<u>Work Phone</u>	<u>Home Phone</u>	<u>Pager/Radio Frequency</u>
1. Donald Doane (Chairman)	[REDACTED]	[REDACTED]	[REDACTED]
2. James Ryan	[REDACTED]	[REDACTED]	[REDACTED]
3. Jerry Watson	[REDACTED]	[REDACTED]	[REDACTED]
 <u>Civil Defense Director</u>			
1. Thomas Conner	[REDACTED]	[REDACTED]	[REDACTED]
2.			
 <u>Fire Chief</u>			
1. William Chick	[REDACTED]	[REDACTED]	[REDACTED]
2. Ray Buxton	[REDACTED]	[REDACTED]	[REDACTED]
 <u>Police Chief</u>			
1. Michael Daley	[REDACTED]	[REDACTED]	[REDACTED]
2. Police Officer on Duty or on Call			[REDACTED]

Work Phone

Home Phone

- Pager/Radio

Frequency

RADEF Officer

1. Ray Buxton

2. Vernon Glass

Health Officer

1. James Heyl

Highway Agent

1. Brian Knipstein

Treasurer

1. Jeanne Connor

Town Clerk

1. Janet Landry

Fire Department Personnel

1. Chief William Chick

(Chief maintains roster of
personnel and phone numbers.)

Police Department Personnel

1. Michael Daley, Chief

(Chief Maintains Roster)

School Principal

Newfields Elementary Mary Beth Stevens

Special Facilities

Newfields Preschool Cathy Verville

Other Agencies

(To be notified at the discretion of the Selectmen.)

Mayor of Host

Robert Shaw

Community

(Manchester)

Red Cross

Audrey

(Portsmouth Chapter) Jackson-Ross

Salvation Army

Radio Stations

WOKQ (97.5 FM)

ask for

News Director

Allied Gas Division,

Northern Utilites, Inc.

New England Telephone Co.

Day

Night

New Hampshire Yankee

(Local Service)

New Hampshire Civil

State EOC in

Defense Agency

Concord

Newington IFD

Rumor Control Center

State EOC

People Requiring Special Notification (i.e., hearing impaired, etc.)

(This information is maintained separately by the Fire Chief)

People Requiring Special Transportation (i.e., non-ambulatory, without automobiles, etc.)

(This information is maintained separately by the Civil Defense Director).

EMERGENCY BROADCAST SYSTEM RADIO STATIONS	BRENTWOOD	EAST KINGSTON	EXETER	GREENLAND	HAMPTON	HAMPTON FALLS	KENSINGTON	KINGSTON	NEW CASTLE	NEWFIELDS	NEWTON	NORTH HAMPTON	PORTSMOUTH	RYE	SEABROOK	SOUTH HAMPTON	STRATHAM
WUNH-FM91.3MHZ				●					●	●			●				●
WOKQ-FM97.5MHZ	●	●	●	●	●	●	●	●	●	●	●	●	●	●	●	●	●
WHEB-FM100.3MHZ	●	●	●	●	●	●	●		●	●		●	●	●	●	●	●
WERZ-FM107.1MHZ	●	●	●	●	●	●	●	●	●	●	●	●	●	●	●	●	●
WHEB-AM750KHZ	●		●	●	●	●			●	●		●	●	●			●
WWNH-AM930KHZ				●					●	●			●	●			●
WWNH-AM1110KHZ	●	●					●	●			●						
WTSN-AM1270KHZ				●					●	●			●	●			●
WAVI-AM1380KHZ	●	●	●	●	●	●	●	●	●	●		●	●	●	●	●	●
WMYF-AM1540KHZ	●	●	●	●	●	●	●	●	●	●	●	●	●	●	●	●	●

● THIS STATION CAN BE RECEIVED IN YOUR COMMUNITY

APPENDIX B
INDEX OF AGREEMENTS

Appendix B

INDEX OF AGREEMENTS IN SUPPORT OF NEWFIELDS

Agreement

Transportation and towing agreements are contained in the
NHRERP, Section 4.1.

APPENDIX C

NEWFIELDS EMERGENCY RESOURCES AND EQUIPMENT

Appendix C

NEWFIELDS EMERGENCY RESOURCES AND EQUIPMENT

POLICE DEPARTMENT

Personnel

Sworn

(Full Time) 1 (Chief)

(Part Time) 6

Vehicles (All have mobile radios, electronic sirens, and loud speakers)

Cruisers 1

Prisoner Detention Capability

None. Prisoners are detained in the Rockingham County Jail.

Traffic Control Devices

Road Cones 12

Street Barricades 10

NEWFIELDS EMERGENCY RESOURCES AND EQUIPMENT

FIRE DEPARTMENT

Personnel

Volunteer Firefighters 26

Equipment/Apparatus *Equipped with electronic sirens and loud speakers

Pumpers:

*1 750 GPM with 750 gallon tank

1 500 GPM with 800 gallon tank

*1 250 GPM with 225 gallon tank
(Forestry Unit)

Portable Generator,
Gas Driven

1

NEWFIELDS EMERGENCY RESOURCES AND EQUIPMENT

HIGHWAY DEPARTMENT

Personnel

Highway Agent 1

Other personnel are hired on an "as needed" basis.

Equipment

Snow Plow 1

Sander (without truck) 1

Contractors (hired on an "as needed" basis)

RADIOLOGICAL EQUIPMENT IN THE NEWFIELDS EDC

Two 777-1 kits each containing:

6 CDV 742 dosimeters (0-200 R)

1 CDV 750 dosimeter charger

1 CDV 700 survey meter

1 CDV 715 survey meter

and a minimum of one dosimeter kit containing:

30 TLD dosimeters

30 CDV 138/Dosimeter Corp. 862 dosimeters (0-200 mR)

30 CDV 730/Dosimeter Corp. 622 dosimeters (0-20 R)

2 CDV 750 dosimeter chargers

30 bottles KI tablets, 14/bottle

A storage container

Appropriate instructions and log forms

COMMUNICATIONS EQUIPMENT INVENTORY

TOWN OF NEWFIELDS

A. Base Stations

1. Command and Control (1)
2. Civil Defense (1)
3. Fire Department (1)
4. Police Department (1)

B. Police Department

1. Number of multichannel portables available (5)
2. Number of multichannel mobiles available (1)
3. Number of pagers available (6)

C. Fire Department/CD/DPW

1. Number of multichannel portables available (12)
2. Number of multichannel mobiles available (4)
3. Number of pagers available (23)

D. ARES Equipment

1. 2 meter base stations (1)

APPENDIX D

CROSS REFERENCE TO NUREG-0654

Appendix D

CROSS REFERENCE TO NUREG-0654

NUREG-0654

<u>Criteria Element</u>	<u>Section In Plan</u>
A.1.a.	I.G.
b.	I.G.
c.	Figures 3 and 4
d.	I.G.
e.	II.B., Appendix A
A.2.a.	Table 2
b.	I.D.
A.3.	Volume 5, NHRERP
A.4.	I.G., Appendix A
B.	N/A
C.1.a.-b.	N/A
c.	I.G.
C.2.a.	II.E.
b.	N/A
C.3.	N/A
C.4.	I.G., Volume 5, NHRERP
D.1.-2.	N/A
D.3.	I.H.
D.4.	Table 3
E.1.	II.B.
E.2.	II.B.
E.3.-4	N/A

N/A - Not Applicable

Criteria
Element

Section
In Plan

E.5.	II.B., II.D.
E.6.	II.B.
E.7.	II.B.
F.1.a.	II.B., II.C.
b.	II.C.; Appendix C
c.	Volume 1, NHRERP
d.	II.B.
e.	II.B.
f.	N/A
F.2.	Volume 1, NHRERP
F.3.	II.C.; II.K., Table 6
G.1.	II.D.; Volume 1, NHRERP
G.2.	II.D.
G.3.a.	II.D.
b.	N/A
G.4.a.	II.D.
b.	II.D.
c.	II.D.
G.5.	II.D.
H.1.-2.	N/A
H.3.	II.E.
H.4.	II.E.; Appendix A
H.5.-6.	N/A

N/A - Not Applicable

NUREG-0654

Criteria
Element

Section
In Plan

H.7.	II.E.
H.8.-9.	N/A
H.10.	II.E., III.E.
H.11.	Appendix C
H.12.	Volume 1, NHRERP
I.1.-6.	N/A
I.7.-8.	II.F.
I.9.-11.	N/A
J.1.	N/A
J.2.	N/A
J.3.-8	N/A
J.9.	II.G.
J.10.a.	Appendix E, Volume 1, NHRERP
b.	Appendix E, Table 1, Figure 1
c.	II.B., II.D.
d.	II.G.: Appendix F
e.	II.H.
f.	II.H.
g.	II.G.
h.	II.G.
i.	II.G., Appendix E
j.	II.G., Appendix E
k.	II.G., Appendix C

N/A - Not Applicable

Criteria
Element

Section
In Plan

1.	II.G., Appendix E
m.	N/A
J.11.	N/A
J.12.	II.G.
K.1.-2.	N/A
K.3.a.	II.H., Appendix A, Appendix C
b.	II.H.
K.4.	II.H.
K.5.a.	Table 5
b.	II.H.
K.6.-7.	N/A
L.1.	II.I.
L.2.-3.	N/A
L.4.	II.I.
M.1.	II.J.
M.2.-4.	N/A
N.1.a.	II.K.
b.	II.K.
2.a.	II.K.
c.	II.K.
d.	II.K.
3.a.-5	II.K.
O.1.	II.L.
O.1.a.	N/A
b.	II.L.
O.2.-3.	N/A
O.4.a.	II.L.
b.	N/A
c.	II.L.

N/A - Not Applicable

Criteria
Element

Section
In Plan

d.	N/A
e.	N/A
f.	II.L.
g.	II.L.
h.	II.L.
i.	N/A
j.	II.L.
O.5.	II.L., III.C.
P.1.	II.L., III.C.
P.2.	I.G., III.B.
P.3.	I.G., III.C.
P.4.	I.G., III.C.
P.5.	pg. V
P.6.	I.E.
P.7.	IV
P.8.	i through iv, Appendix D
P.9.	N/A
P.10.	Table 6, III.C.

N/A - Not Applicable

APPENDIX E
EVACUATION TIME STUDY
(Bound Separately)

APPENDIX F

SPECIAL FACILITIES PLANS

NEWFIELDS' SPECIAL FACILITIES' EMERGENCY RESPONSE PLANS

This appendix to the Newfields Radiological Emergency Response Plan describes the responsibilities and provides procedures for the special facilities in Newfields. These responsibilities include the activities that should be carried out on a routine basis prior to any emergency. The procedures describe actions to be taken in the event of an emergency condition at the Seabrook Station Nuclear Power Plant. Procedures for the following special facilities in Newfields are contained in this appendix:

Public School

1. Newfields Elementary School

Private School

1. Newfields Preschool

SPECIAL FACILITIES
EMERGENCY RESPONSE PLAN

NEWFIELDS ELEMENTARY SCHOOL

(Grades 1-6)

Box 206, Piscassic Road, Newfield, NH 03856

Telephone No: [REDACTED]

Mary Beth Stevens, Principal

I. PURPOSE

This plan describes the preparation and protective response required by Newfields Elementary School to react to an emergency condition at Seabrook Station Nuclear Power Plant. This plan is contained in Appendix F to the Town of Newfields Radiological Emergency Response Plan, which may be referred to for additional information.

II. EMERGENCY PREPAREDNESS RESPONSIBILITIES

A. The Superintendent of School Administrative Union (SAU 16) has the following responsibilities:

1. The Superintendent is responsible for reviewing the bus needs prior to the start of each school year. The Superintendent will meet with the Principal and Civil Defense Director to review bus needs.
2. The Superintendent is responsible for performing an annual review of this plan. Any needed corrections should be given to the Newfields Civil Defense Director.

B. The Principal of Newfields Elementary School has the following responsibilities:

1. The Principal is responsible for maintaining a tone-activated radio in a location which will be continuously monitored while the school is in session. A preferred location would be the secretary's office.
2. The Principal is responsible for reviewing the bus needs prior to the start of each school year and report the results to the Superintendent. The Principal will attend a meeting with the Superintendent and Civil Defense Director to discuss current needs.
3. The Principal is responsible for ensuring staff members have copies of public information brochures and are familiar with emergency procedures to be used during sheltering and evacuation.
4. The Principal is responsible for attending emergency response training classes, drills and exercises as requested by the Superintendent.
5. The Principal is responsible for performing an annual review of this Plan. Any corrections should be given to the Superintendent.

C. The Faculty and Support Staff of Newfields Elementary School have the following responsibility:

1. The Faculty and Staff are responsible for attending emergency response training classes, drills and exercises as requested by the Principal.

III. EMERGENCY RESPONSE PROCEDURES

Note Time

- A. Receive notification from the Superintendent via telephone of an emergency declaration and any pertinent information. This call will also be made by the Newfields Civil Defense Director. Provide the student attendance for the day.
-
- B. If the tone-activated radio is the first notification of an emergency condition, contact the Newfields Civil Defense Director at [REDACTED] for further information. The tone-activated radio normally serves as back-up notification and is automatically activated as part of the public alerting system.
-
- C. Depending on the Emergency Classification Level, take action as follows:
1. UNUSUAL EVENT - No notification. No action required.
 2. ALERT - School will be notified. No action required unless directed. Stand by.
Superintendent may recommend school cancellation via normal procedures as a precautionary measure.
 3. SITE AREA EMERGENCY or GENERAL EMERGENCY
 - a. School in Session. School will be notified and may be directed to undertake a protective response such as early dismissal, sheltering or evacuation.
-

- b. School Not in Session. The Principal will be notified. The Superintendent will determine if school should be cancelled as a precautionary measure and notify the Principal.

2

- E. Turn on AM/FM radio to WOKQ (97.5 FM). (If reception is poor, tune to one of the additional stations listed in Appendix A.) Additional information may then be obtained through messages over the Emergency Broadcast System (if activated).

- F. Sheltering. If Newfields, the Superintendent or the Emergency Broadcast System announces that sheltering has been recommended, then:

1. Close all windows and doors.
2. Turn off all ventilation systems using outside air (i.e., fans, air conditioning, etc.).
3. Remain indoors. The classrooms are the designated sheltering areas for Newfields Elementary School.
4. Await further instructions from Newfields, the Superintendent or the Emergency Broadcast System.

2

- G. Evacuation. If Newfields, the Superintendent or the Emergency Broadcast System announces that evacuation has been recommended, then:

The Superintendent shall:

1. Ensure transportation services have been obtained by Newfields for the school and will be sufficient for school evacuation. Obtain the number and capacity of transportation and expected time of arrival.
-

The Principal shall:

1. Verify that transportation services have been contacted by the Newfields Civil Defense Director [REDACTED] Determine the time of arrival and ensure the capacity is adequate.
 2. Instruct students and faculty via the public address system to assemble in the gymnasium.
 3. Ensure that all students are transported to the Reception Center at the Memorial High School in the host community of Manchester, New Hampshire, where they may be picked up by their parents/legal guardians. Assign one faculty member to each bus. Students may be released to parents/legal guardians if they arrive prior to bus boarding.
 4. Assign faculty members to supervise the students until they are picked up at the Reception Center by their parents/legal guardians or until relieved by other personnel.
-

The Faculty shall:

1. Account for all students prior to boarding buses. _____
2. Accompany students to the buses and ensure that students board them in an orderly fashion. _____
3. Supervise students in the Reception Center until they are picked up by their parents/legal guardians or until relieved by other personnel. _____

2

The Support Staff shall:

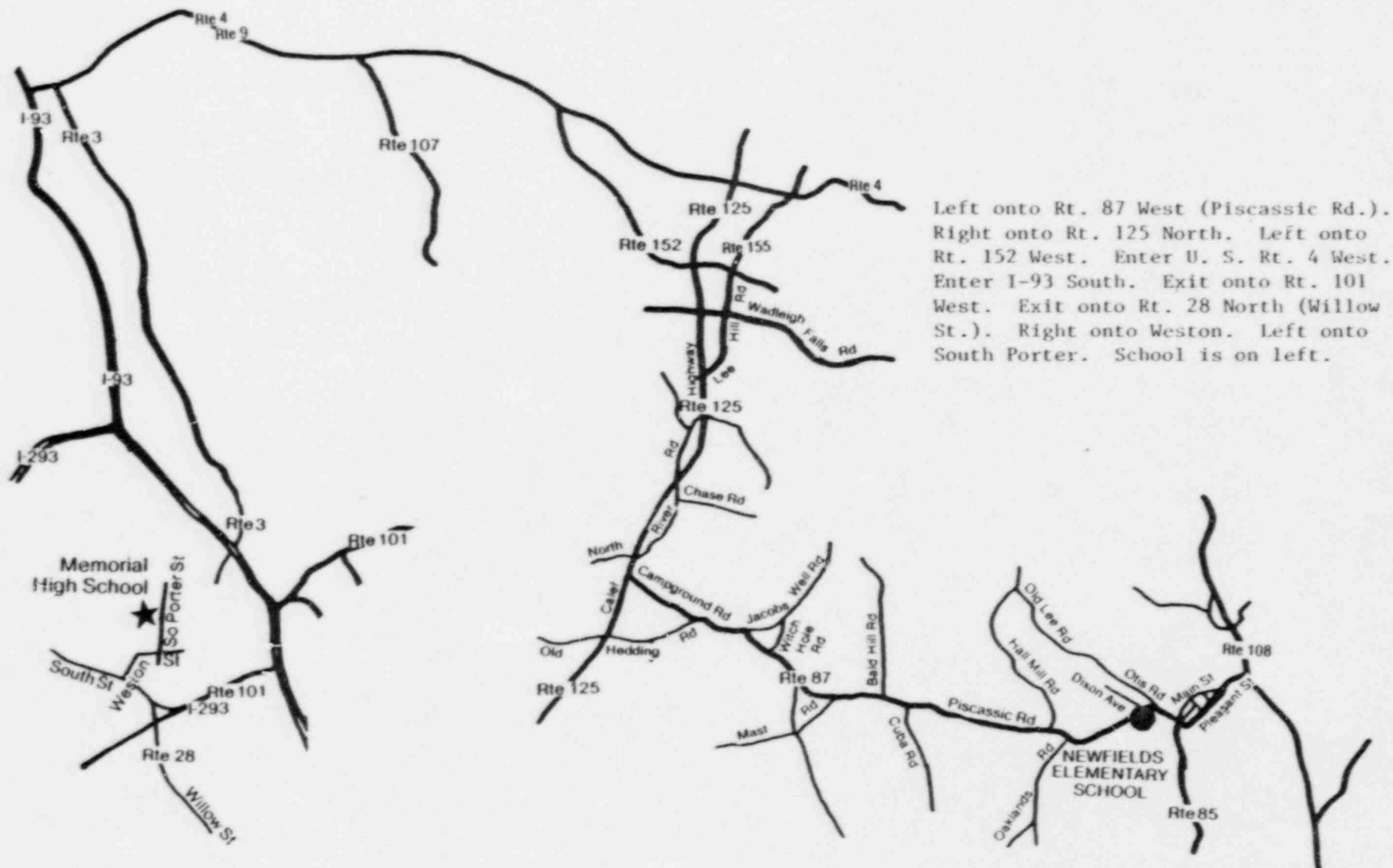
1. Ensure that the building is secured before leaving. _____

H. Prior to sheltering or evacuation the schools may be closed by the Superintendent in anticipation of the escalating emergency condition. In this case students may be transported home via the normal method. _____

IV. CONTACTS

<u>Title/Agency</u>	<u>Name</u>	<u>Telephone</u>	
		<u>Office</u>	<u>Home</u>
Superintendent of School Administrative Union 16	Wayne Gersen	[REDACTED]	
Newfields Civil Defense Director	Thomas Conner	[REDACTED]	[REDACTED]
Newfields Fire Station (Emergency Operations Center)		[REDACTED]	
Exeter Emergency Operations Center		[REDACTED]	

Newfields Elementary School
to
Memorial High School (Reception Center)



SPECIAL FACILITIES
EMERGENCY RESPONSE PLAN

NEWFIELDS PRESCHOOL

(Kindergarten-Nursery)

Route 87, P.O. Box 213, Newfields, NH 03856

Telephone No.: [REDACTED]

Catherine Verville, Director

Hours 9 AM - 3 PM, Closed July-August

2

I. PURPOSE

This plan describes the preparation and protective response required by Newfields Preschool to react to an emergency condition at Seabrook Station Nuclear Power Plant. This plan is contained in Appendix F to the Town of Newfields Radiological Emergency Response Plan, which may be referred to for additional information.

II. EMERGENCY PREPAREDNESS RESPONSIBILITIES

A. The Director has the following responsibilities:

1. The Director is responsible for maintaining a tone-activated radio in a location which will be continuously monitored while school is in session.
2. The Director is responsible for reviewing transportation needs prior to the start of each school year. The Director will meet with the Newfields Civil Defense Director to review transportation needs.
3. The Director is responsible for ensuring staff members have copies of public information brochures and are familiar with emergency procedures to be used during sheltering and evacuation.

2

4. The Director is responsible for attending emergency response training classes, drills and exercises as required by the Newfields Civil Defense Coordinator.
 5. The Director is responsible for performing an annual review of this plan. Any corrections should be given to the Civil Defense Director.
- 2
- B. The Staff has the following responsibilities:
 1. The Staff is responsible for attending emergency response training classes, drills and exercises as requested by the Director.

III. EMERGENCY RESPONSE PROCEDURES

Note Time

- A. Receive notification from the Newfields Civil Defense Director via telephone of an emergency declaration and any pertinent information. Provide the student attendance for the day. A call will also be made by the NH Division of Public Health Services.
 - B. If the tone-activated radio is the first notification of an emergency condition, contact the Newfields Civil Defense Director for further information. The tone-activated radio normally serves as back-up notification and is automatically activated as part of the public alerting system.
 - C. Depending on the Emergency Classification Level, take action as follows:
 1. UNUSUAL EVENT - No notification. No action required.
- 2

2. ALERT - School shall be notified. No action required unless directed. Stand by. _____ | 2
3. SITE AREA EMERGENCY or GENERAL EMERGENCY - School will be notified and may be directed to undertake a protective response such as early dismissal, sheltering or evacuation. _____ | 2
- D. Turn on AM/FM radio to WOKQ (97.5 FM). (If reception is poor, tune to one of the additional stations listed in Appendix A). Additional information may then be obtained through messages over the Emergency Broadcast System (if activated). _____
- E. Sheltering. If the Emergency Broadcast System recommends sheltering, then:
 1. Close all windows and doors. _____
 2. Turn off all ventilation systems using outside air (i.e., fans, air conditioning, etc.). _____
 3. Remain indoors. _____ | 2
 4. Await further instructions over the Emergency Broadcast System. _____
- F. Evacuation. If the Emergency Broadcast System recommends evacuation, the Director shall:
 1. Account for all children present and ensure that all students are transported to the Reception Center at the Memorial High School in the host community of Manchester, New Hampshire, where they may be picked up by their parents/legal guardians. Assign a staff member to accompany each vehicle. Children may be released to parents/legal guardians if they arrive prior to bus boarding. _____

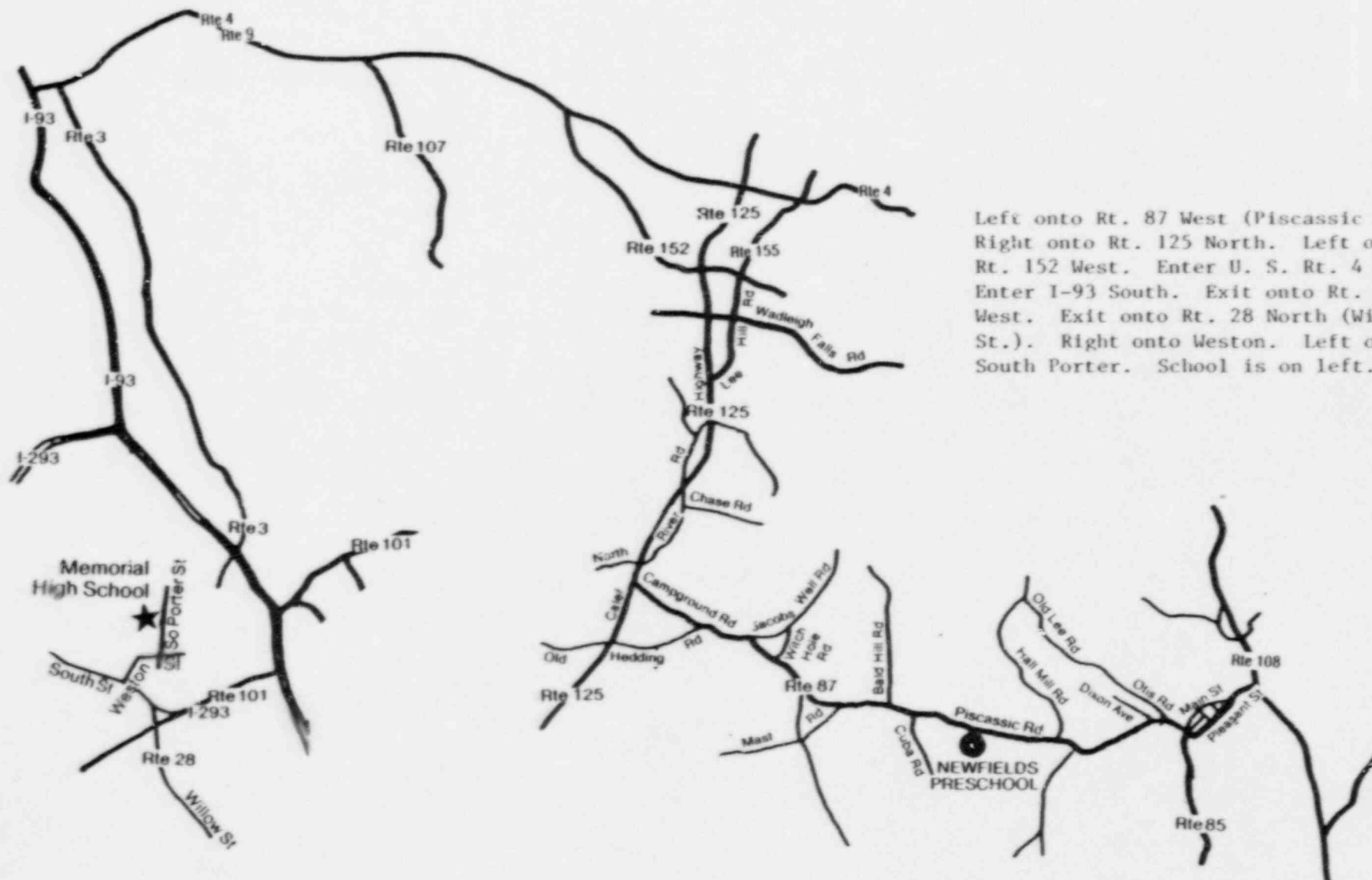
NOTE TIME

2. If a transportation service is to be used, ensure that it has been contacted by the Newfields Civil Defense Director. Obtain the expected time of arrival and ensure capacity will be adequate. _____
3. Assign a staff member to remain with children until they are picked up at the Reception Center by parents/legal guardians. _____
4. Ensure that the building is secured before leaving. _____

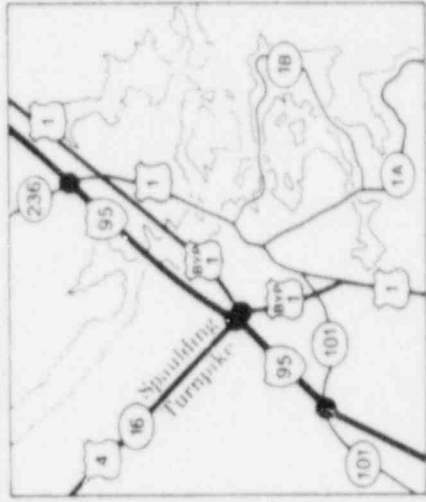
IV. CONTACTS

<u>Title/Agency</u>	<u>Name</u>	<u>Telephone</u>	
		<u>Office</u>	<u>Home</u>
Newfields Civil Defense Director	Thomas Conner	[REDACTED]	[REDACTED]
Newfields Fire Station (Emergency Operations Center)		[REDACTED]	

Newfields Preschool
to
Memorial High School (Reception Center)



Portsmouth



New Hampshire

Maine



OVERSIZE DOCUMENT PAGE PULLED

SEE APERTURE CARDS

NUMBER OF OVERSIZE PAGES FILMED ON APERTURE CARDS

13

**APERTURE CARD/HARD COPY AVAILABLE FROM RECORD SERVICES BRANCH
FTS 492-8989**