



September 23, 1996

Brian W. Smith
Health Physicist, Sealed Source Safety Section
Medical, Academic, and Commercial Use Safety Branch
Division of Industrial and Medical Nuclear Safety
Office of Nuclear Material Safety and Safeguards
United States Nuclear Regulatory Commission
Washington, D.C.
20555-0001

Dear Mr. Smith,

This is in reference to your letter dated August 26, 1996 regarding our application to the Nuclear Regulatory Commission for a domestic license. You indicated a requirement for a notarized letter requesting that the proprietary documents I submitted to you in confidence not be disclosed to the public due to the private nature of the trade secrets enclosed therein.

I hereby request, being the owner of the information, that the enclosed documents (drawing numbers IM-B-035 and IM-B-037) be withheld in whole from public disclosure on the grounds that they contain trade secrets which if disclosed to the public are likely to cause substantial harm to our competitive position, as discussed in paragraph 2.790(b) of NRC's regulations in 10 CFR Part 2, "Rules of Practice for Domestic Licensing Proceedings." These two drawings contain information that is considered proprietary and is based on information obtained through research that was sponsored jointly by the United States and Canadian Governments under a counterterrorism bilateral agreement.


I realize that it is necessary for persons properly and directly concerned to inspect the documents during the evaluation of our application and appreciate your discretion when handling this delicate information.

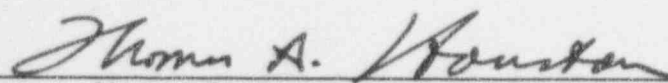
Thank you for your attention to this matter.

Sincerely,



Mariusz Rybak
Chief Executive Officer
CPAD Technologies Inc.





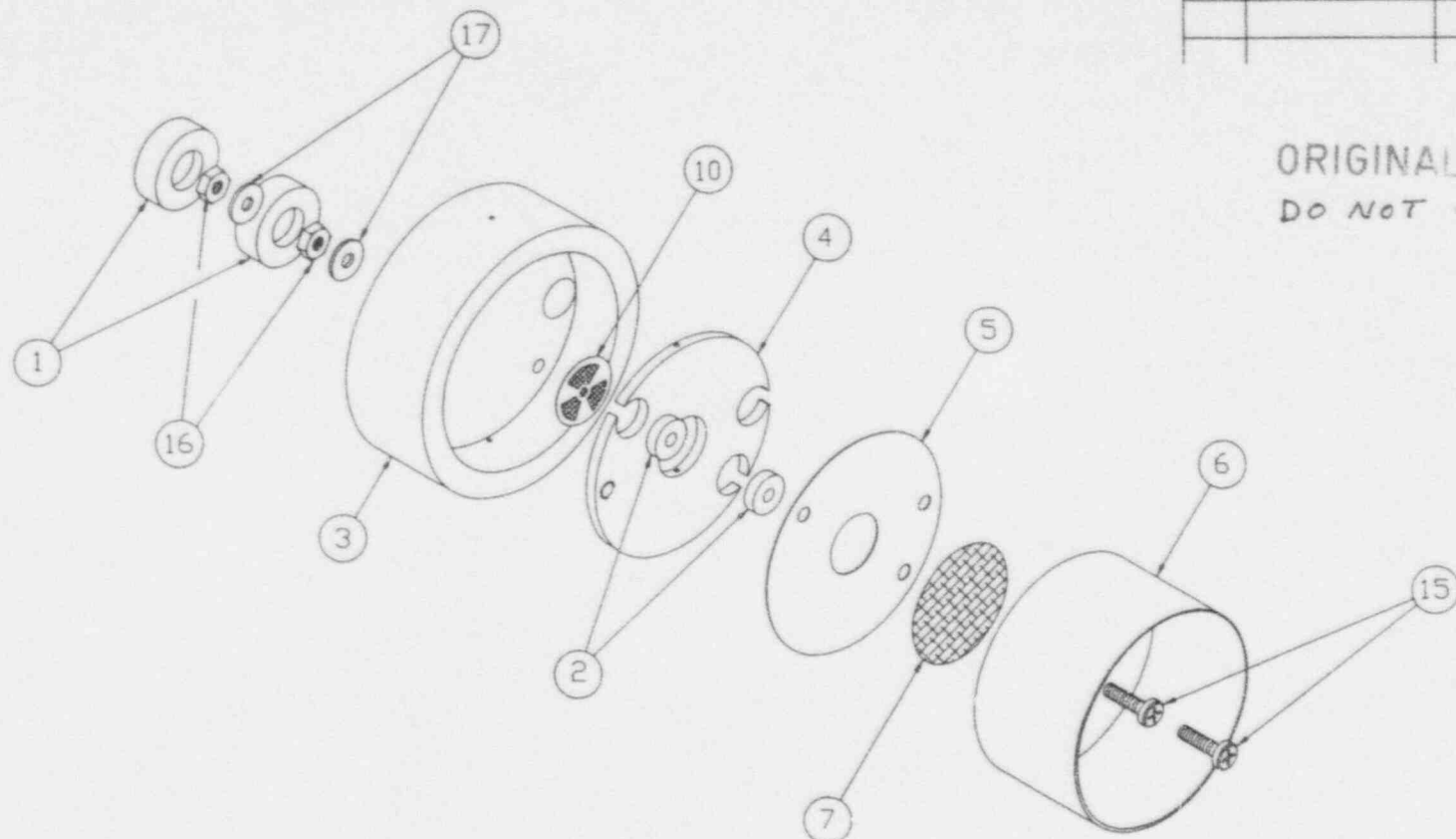
Signature of Notary Public

CPAD Technologies Inc.

88 Slater Street, 8th Floor, Ottawa, Ontario, Canada K1P 5H1

9702270007 961230
PDR RC *
SSD PDR

Tel.: 613.230.0809 Fax: 613.230.3805
E-mail: cpadtech@cpadtech.com



ORIGINAL
DO NOT COPY

SYM	REVISION	DATE	BY	CHK

IM-B-035

<p>UNLESS OTHERWISE SPECIFIED</p> <p>1. DO NOT SCALE DRAWING.</p> <p>2. DIMENSIONS ARE IN <u>INCH</u></p> <p>3. THREAD LENGTH DIMENSIONS ARE FULL THREADS.</p> <p>4. TOLERANCE ON DIMENSIONS (INCLUDING HOLES)</p> <p>DECIMAL .XX ± <u>.01</u></p> <p>.XXX ± <u>.005</u></p> <p>.XXXX ± <u>.0005</u></p> <p>FRACTIONAL ± <u>1</u></p> <p>ANGULAR ± <u>1</u></p>		<p>5. REMOVE ALL BURRS AND SHARP CORNERS <u>.015</u> MAX.</p> <p>6. ROUGHNESS OF SURFACE NOT TO EXCEED <u>63</u> IN</p> <p>7. <u>ALL RADII ARE .125 R</u></p> <p>8. _____</p> <p>_____</p> <p>_____</p>		<p>THESE DRAWINGS AND SPECIFICATIONS ARE THE PROPERTY OF CPAD TECHNOLOGIES INC. AND SHALL NOT BE REPRODUCED, COPIED OR USED AS THE BASIS FOR THE MANUFACTURE OR SALE OF APPARATUS WITHOUT THE WRITTEN PERMISSION OF CPAD TECHNOLOGIES INC.</p> <p>MATERIAL _____</p> <p>FINISH _____</p>		<p>DWG BY RMJ</p> <p>CHK BY WK</p> <p>APP'D BY WK</p>	<p>DATE 03/10/94</p> <p>DATE 04.06.96</p> <p>DATE 04.06.96</p>	<p>CPAD TECHNOLOGIES INC.</p> <p>TITLE</p> <p>SOURCE HOLDER SUB-ASSEMBLY</p>		<p>SCALE 1:1</p>	<p>SIZE B</p>	<p>SHEET 1 OF 1</p>	<p>DWG NO IM-B-035</p>	<p>REV -</p>
---	--	---	--	--	--	---	--	---	--	------------------	---------------	---------------------	------------------------	--------------

PARTS LIST

IM-B-035

NO ITEM	PART NO	REV	QTY	DESCRIPTION	MANUFACTURER SUPPLIER /
1	IM-B-005	-	2	TEFLON SCREW COVER	
2	IM-B-006	-	2	TEFLON INSULATOR	
3	IM-B-020	-	1	TEFLON SOURCE BASE	
4	IM-B-022	-	1	SOURCE HOLDING WASHER	
5	IM-B-023	-	1	TEFLON CUP WASHER	
6	IM-B-024	-	1	CUP - SCREEN HOLDER	
7	IM-B-030	-	1	SCREEN	
8					
9					
10	NICKEL 63		1	SOURCE 3.3 McI 7/16' DIA.	NRD STATIC CONTROL PRODUCTS
11					
12					
13					
14					
15	#2-56X5/16		2	PAN HD. PHILLIPS SCREW	
16	#2-56		2	HEX NUT	
17	#2		2	FLAT WASHER	
18					
19					
20					
21					
22					
23					
24					
25					
26					
27					
28					
29					
30					
31					
32					
33					
34					
35					

NOTES



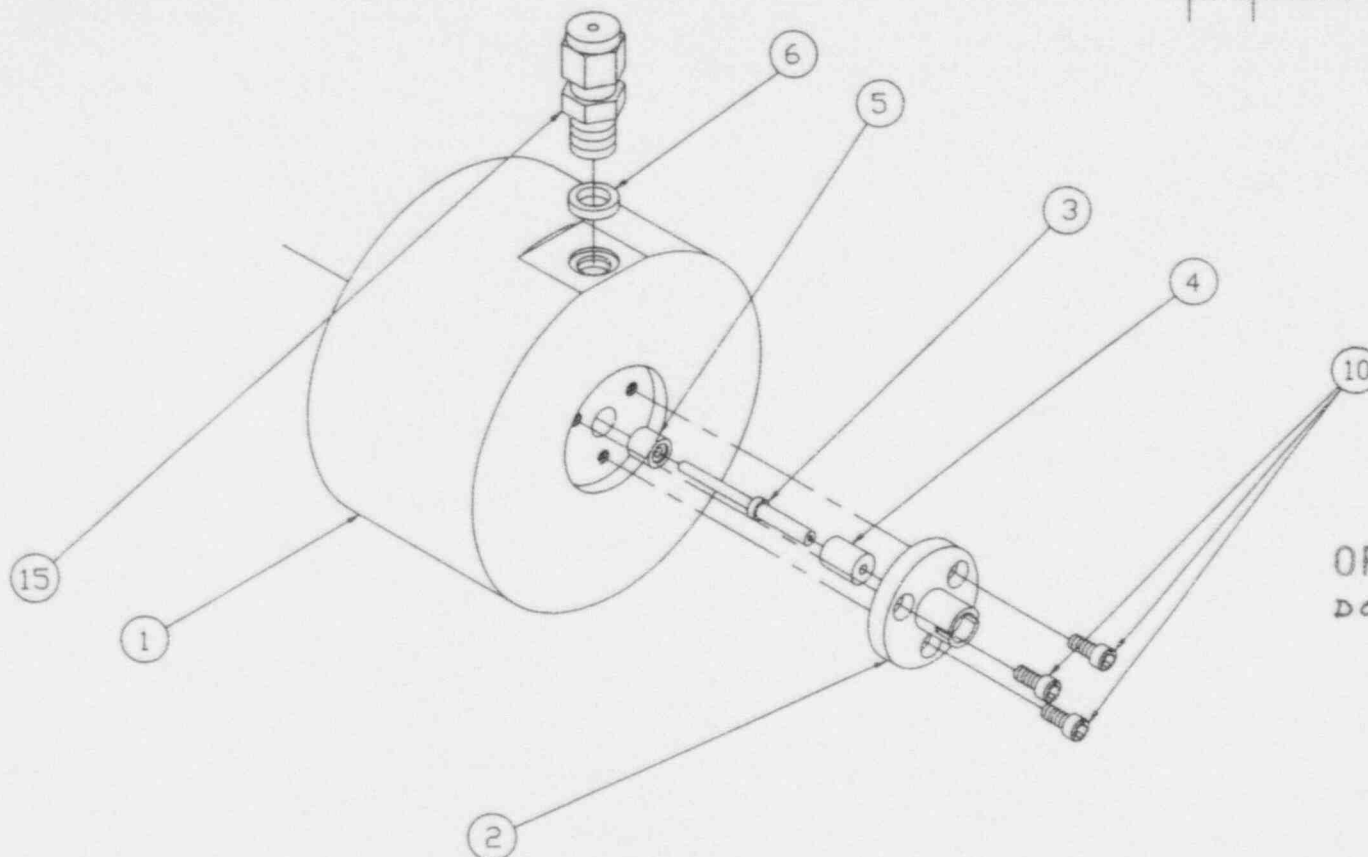
TITLE

SOURCE HOLDER
SUB-ASSEMBLY

						DWG NO	REV
SYM	REVISION	DATE	BY	CHK	SHEET 1 OF 1	IM-B-035	-

SYM	REVISION	DATE	BY	CHK

IM-B-037



ORIGINAL
DO NOT COPY

<p>UNLESS OTHERWISE SPECIFIED</p> <p>1. DO NOT SCALE DRAWING.</p> <p>2. DIMENSIONS ARE IN <u>INCH</u></p> <p>3. THREAD LENGTH DIMENSIONS ARE FULL THREADS.</p> <p>4. TOLERANCE ON DIMENSIONS (INCLUDING HOLES)</p> <p>DECIMAL .XX ± .01</p> <p>.XXX ± .005</p> <p>.XXXX ± .0005</p> <p>FRACTIONAL ± 1</p> <p>ANGULAR ± 1</p>		<p>5. REMOVE ALL BURRS AND SHARP CORNERS .015 MAX.</p> <p>6. ROUGHNESS OF SURFACE NOT TO EXCEED 63 IN</p> <p>7. ALL RADII ARE .125 R</p> <p>8. _____</p> <p>_____</p> <p>_____</p>		<p>THESE DRAWINGS AND SPECIFICATIONS ARE THE PROPERTY OF CPAD TECHNOLOGIES INC. AND SHALL NOT BE REPRODUCED, COPIED OR USED AS THE BASIS FOR THE MANUFACTURE OR SALE OF APPARATUS WITHOUT THE WRITTEN PERMISSION OF CPAD TECHNOLOGIES INC.</p> <p>MATERIAL _____</p> <p>FINISH _____</p>		<p>DWG BY RMJ</p> <p>CHK BY WK</p> <p>APPD BY WK</p> <p>SCALE 1:1</p>	<p>DATE 11/10/94</p> <p>DATE 04.06.96</p> <p>DATE 04.06.96</p>	<p>CPAD TECHNOLOGIES INC.</p> <p>TITLE</p> <p>SOURCE COVER SUB-ASSEMBLY</p>		<p>SIZE B</p> <p>SHEET 1 OF 1</p>	<p>DWG NO IM-B-037</p>	<p>REV -</p>
--	--	--	--	--	--	---	--	--	--	-----------------------------------	------------------------	--------------

PARTS LIST

IM-B-037

NO ITEM	PART NO	REV	QTY	DESCRIPTION	MANUFACTURER SUPPLIER /
1	IM-B-001	A	1	BASE	
2	IM-B-003	-	1	AMPLIFIER CONNECTOR BASE	
3	IM-B-004	A	1	AMPLIFIER PIN	
4	IM-B-010	-	1	TEFLON PIN-LONG	
5	IM-B-011	-	1	TEFLON PIN-SHORT	
6	IM-B-031	-	1	TEFLON WASHER	
7					
8					
9					
10	#2-56X3/16		3	HEX SOCKET CAP SCREW	
11					
12					
13					
14					
15	SS-100-6		1	UNION	SWAGELOK
16					
17					
18					
19					
20					
21					
22					
23					
24					
25					
26					
27					
28					
29					
30					
31					
32					
33					
34					
35					

NOTES



TITLE

SOURCE COVER
SUB-ASSY.

						DWG NO	REV
SYM	REVISION	DATE	BY	CHK	SHEET 1 OF 1	IM-B-037	-



September 23, 1996

Brian W. Smith
Health Physicist, Sealed Source Safety Section
Medical, Academic, and Commercial Use Safety Branch
Division of Industrial and Medical Nuclear Safety
Office of Nuclear Material Safety and Safeguards
United States Nuclear Regulatory Commission
Washington, D.C.
20555-0001

Dear Mr. Smith,


This is in reference to your letter dated August 26, 1996 regarding our application to the Nuclear Regulatory Commission for a domestic license. You indicated a requirement for a notarized letter requesting that the proprietary documents I submitted to you in confidence not be disclosed to the public due to the private nature of the trade secrets enclosed therein.

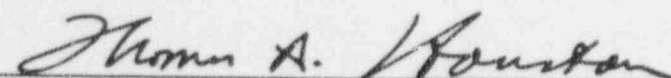
I hereby request, being the owner of the information, that the enclosed documents (drawing numbers IM-B-035 and IM-B-037) be withheld in whole from public disclosure on the grounds that they contain trade secrets which if disclosed to the public are likely to cause substantial harm to our competitive position, as discussed in paragraph 2.790(b) of NRC's regulations in 10 CFR Part 2, "Rules of Practice for Domestic Licensing Proceedings." These two drawings contain information that is considered proprietary and is based on information obtained through research that was sponsored jointly by the United States and Canadian Governments under a counterterrorism bilateral agreement.

I realize that it is necessary for persons properly and directly concerned to inspect the documents during the evaluation of our application and appreciate your discretion when handling this delicate information.

Thank you for your attention to this matter.

Sincerely,


Mariusz Rybak
Chief Executive Officer
CPAD Technologies Inc.



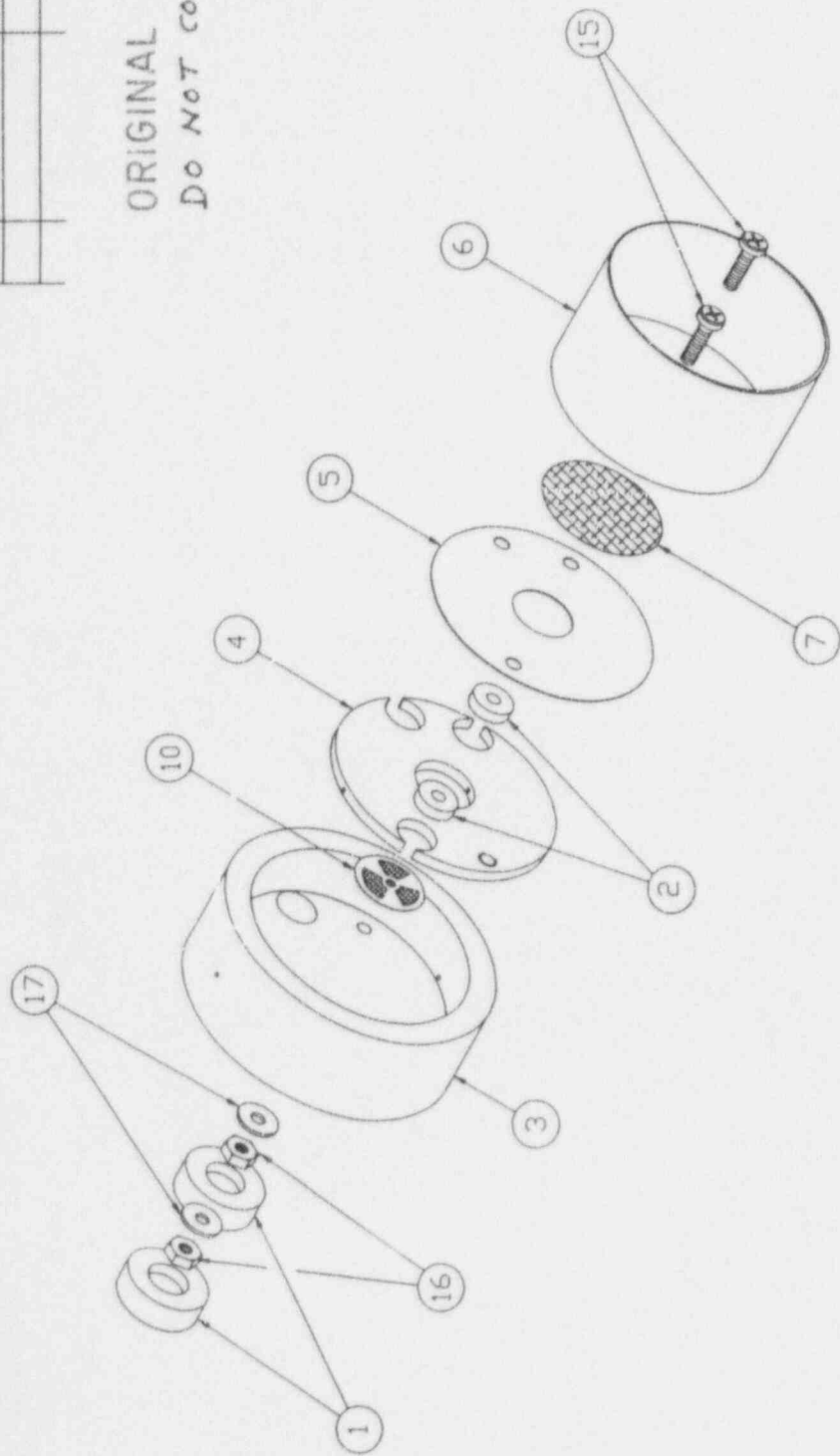
Signature of Notary Public



IM-B-035

SYM	REVISION	DATE	BY	CHK

ORIGINAL
DO NOT COPY



<p>UNLESS OTHERWISE SPECIFIED</p> <p>1. DO NOT SCALE DRAWING.</p> <p>2. DIMENSIONS ARE IN INCH.</p> <p>3. THREAD LENGTH DIMENSIONS ARE FULL THREADS.</p> <p>4. TOLERANCE ON DIMENSIONS (INCLUDING HOLES)</p> <p>DECIMAL</p> <p>FRACTIONAL</p> <p>ANGULAR</p>		<p>5. REMOVE ALL BURRS AND SHARP CORNERS .015 MAX.</p> <p>6. ROUGHNESS OF SURFACE NOT TO EXCEED 63 IN</p> <p>7. ALL RADII ARE .125 R</p> <p>8.</p>		<p>THESE DRAWINGS AND SPECIFICATIONS ARE THE PROPERTY OF CPAD TECHNOLOGIES INC. AND SHALL NOT BE REPRODUCED, COPIED OR USED AS THE BASIS FOR THE MANUFACTURE OR SALE OF APPARATUS WITHOUT THE WRITTEN PERMISSION OF CPAD TECHNOLOGIES INC.</p>		<p>DWG BY RMJ</p> <p>CHK BY WJK</p> <p>APPD BY WJK</p>		<p>DATE 03/10/94</p> <p>DATE 04.06.96</p> <p>DATE 04.06.96</p>		<p>SCALE 1:1</p>		<p>SIZE B</p>		<p>SHEET 1 OF 1</p>		<p>REV</p>	
<p>CPAD TECHNOLOGIES INC.</p>										<p>SOURCE HOLDER SUB-ASSEMBLY</p>		<p>IM-B-035</p>		<p>REV</p>			

PARTS LIST

IM-B-035

NO ITEM	PART NO	REV	QTY	DESCRIPTION	MANUFACTURER SUPPLIER /
1	IM-B-005	-	2	TEFLON SCREW COVER	
2	IM-B-006	-	2	TEFLON INSULATOR	
3	IM-B-020	-	1	TEFLON SOURCE BASE	
4	IM-B-022	-	1	SOURCE HOLDING WASHER	
5	IM-B-023	-	1	TEFLON CUP WASHER	
6	IM-B-024	-	1	CUP - SCREEN HOLDER	
7	IM-B-030	-	1	SCREEN	
8					
9					
10	NICKEL 63		1	SOURCE 3.3 McI 7/16' DIA.	NRD STATIC CONTROL PRODUCTS
11					
12					
13					
14					
15	#2-56X5/16		2	PAN HD. PHILLIPS SCREW	
16	#2-56		2	HEX NUT	
17	#2		2	FLAT WASHER	
18					
19					
20					
21					
22					
23					
24					
25					
26					
27					
28					
29					
30					
31					
32					
33					
34					
35					

NOTES



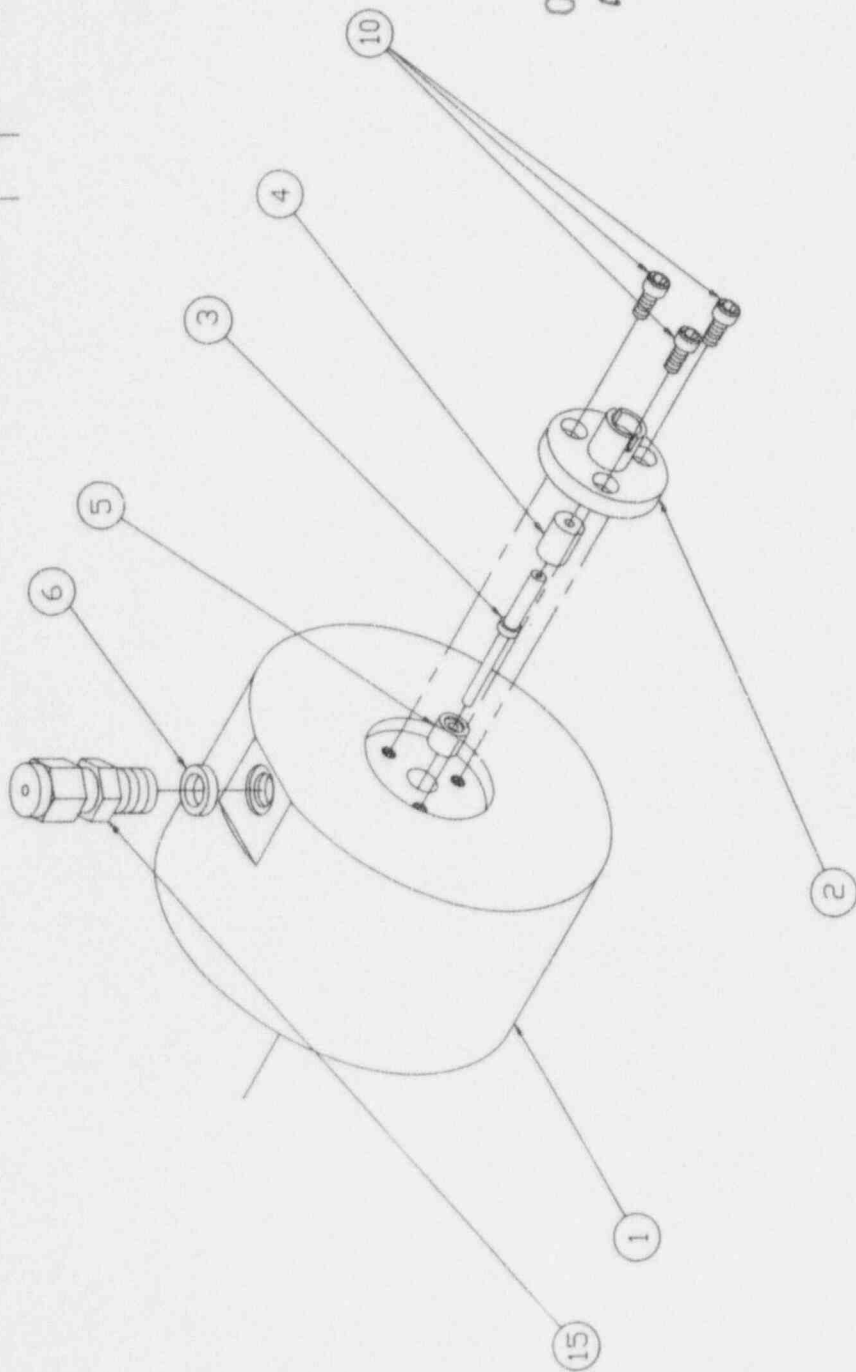
TITLE

SOURCE HOLDER
SUB-ASSEMBLY

SYM	REVISION	DATE	BY	CHK	SHEET 1 OF 1	DWG NO IM-B-035	REV -	

IM-B-037

SYM	REVISION	DATE	BY	CHK



ORIGINAL
Do NOT COPY

CPAD
TECHNOLOGIES INC.

DWG BY	RMJ	DATE	11/10/94
CHK BY	W/K	DATE	04.06.96
APPD BY	W/K	DATE	04.06.96
SCALE	1:1		

THESE DRAWINGS AND SPECIFICATIONS ARE THE PROPERTY OF **CPAD TECHNOLOGIES INC.** AND SHALL NOT BE REPRODUCED, COPIED OR USED AS THE BASIS FOR THE MANUFACTURE OR SALE OF APPARATUS WITHOUT THE WRITTEN PERMISSION OF **CPAD TECHNOLOGIES INC.**

MATERIAL

FINISH

UNLESS OTHERWISE SPECIFIED

- DO NOT SCALE DRAWING.
- DIMENSIONS ARE IN INCH.
- THREAD LENGTH DIMENSIONS ARE FULL THREADS.
- TOLERANCE ON DIMENSIONS (INCLUDING HOLES)
- REMOVE ALL BURRS AND SHARP CORNERS
- ROUGHNESS OF SURFACE NOT TO EXCEED
- ALL RADII ARE

DECIMAL

.XX ± .01

.XXX ± .005

.XXXX ± .0005

± .1

FRACTIONAL
ANGULAR

SIZE

SHEET 1 OF 1

DWG NO

IM-B-037

REV

-

PARTS LIST

IM-B-037

NO ITEM	PART NO	REV	QTY	DESCRIPTION	MANUFACTURER SUPPLIER /
1	IM-B-001	A	1	BASE	
2	IM-B-003	-	1	AMPLIFIER CONNECTOR BASE	
3	IM-B-004	A	1	AMPLIFIER PIN	
4	IM-B-010	-	1	TEFLON PIN-LONG	
5	IM-B-011	-	1	TEFLON PIN-SHORT	
6	IM-B-031	-	1	TEFLON WASHER	
7					
8					
9					
10	#2-56X3/16		3	HEX SOCKET CAP SCREW	
11					
12					
13					
14					
15	SS-100-6		1	UNION	SWAGELOK
16					
17					
18					
19					
20					
21					
22					
23					
24					
25					
26					
27					
28					
29					
30					
31					
32					
33					
34					
35					

NOTES

CPCD
TECHNOLOGIES INC.

TITLE

SOURCE COVER
SUB-ASSY.

SYM

REVISION

DATE

BY

CHK

SHEET 1 OF 1

DWG NO

IM-B-037

REV

-