

PSI PROGRAM PLAN:
RESIDUAL HEAT REMOVAL SYSTEM

PERRY NUCLEAR POWER PLANT, UNIT 1

Prepared For
CLEVELAND ELECTRIC ILLUMINATING COMPANY

CONTROLLED COPY
VALID ONLY IF THIS STAMP IS RED

Project Application 5532		Copy No	Assigned To		
APPROVALS					
TITLE / DEPT. - SIGNATURE - DATE					
REV NO	PREPARED BY	ISI Programs Engineer Mgr.	Project Mgr.	Q.A. Mgr.	
0					
1					
2					
3	Susan Meyer 10/1/84	<i>[Signature]</i>	<i>[Signature]</i> 10/1/84	Meeting for LCL 10-24-84	
4	<i>[Signature]</i> 3/8/85	<i>[Signature]</i> See B.B. 3/8/85	<i>[Signature]</i> 4/3/85	Meeting for LCL 3-8-85	
5					
6					
7					
8					
9					
10					
11					

8508120495 850807
PDR ADDCK 05000440
Q PDR

REV. NO.	DATE	PAGE NO.	DESCRIPTION	APPROVAL
1	6/15/81		CRA 1387	
2	12/7/83		Addition of Component Examinations Per CRA No. 3755	<i>[Signature]</i>
3	10/24/84	ALL	Revised to incorporate field changes, customer comments and addition of welded attachments. See CRA No. 4680 FC's 03-01 #1 thru #6 03-02 #1 thru #3 03-03 #1 thru #3 03-03A #1 03-04 #1, #2, #3, #5, #6, and #7 03-05 #1 thru #3 03-06 #1 03-07 #1 thru #7 03-08 #1 thru #4 03-09 #1 thru #5 03-10 #1 thru #3 03-11 #1, #2, #4, #5, and #6 03-12 #1 thru #5 03-13 #1 thru #8 03-14 #1 thru #6 03-15 #1 thru #3 03-16 #1 thru #3 03-17 #1 thru #11 03-18 #1 thru #7 03-19 #1 thru #3 03-20 #1	<i>Susan A Meyer</i>
				4
				4
				4

TABLE OF CONTENTS

4

	<u>PAGE</u>
1. INTRODUCTION	5
2. SYSTEM DESCRIPTION	5
2.1 Exemptions and Exceptions	5
2.2 Exceptions	5
2.3 Classifications	5
2.4 Calibration Standards	10
2.5 Isometric Figures and Sketches	11
3. PROGRAM PLAN AND SCHEDULE	12
System Classification Figures	13
Weld Map Figures	15
Component Figures	36
Schedule Sheets Piping Welds and Welded Attachment	47
Schedule Sheets Component Examinations	198

TABLES

2.1 System Exemptions	7
2.2 System Exceptions (Provided Later)	
2.3 System Classification	8
2.4 Referenced Calibration Standards	10
2.5 Isometric/Component Figures	11

RESIDUAL HEAT REMOVAL SYSTEM

1. INTRODUCTION

This document has been prepared to (1) delineate system-specific, itemized Preservice Inspection (PSI) requirements and, (2) present appropriate diagrams locating the areas for examination. All components in the Residual Heat Removal (RHR) system required to be examined by ASME BPV Code, Section XI, are included.

The General Reference Text, NES Document 80A4420, presents the development and required procedural information for the PSI Program Plan generic to all systems examined.

2. SYSTEM DESCRIPTION

2.1 EXEMPTIONS

The portions of the RHR System that are exempted from examination as allowed by ASME BPV Code, Section XI, and as described in the General Reference Text are presented in Table 2.1.

2.2 EXCEPTIONS

Exception may be taken to code requirements of examination where access is not possible due to design limitations. Provision for such exception is presented in the General Reference Text. Exceptions that are taken to required exams of the RHR System are itemized in Table 2.2 (provided later).

2.3 CLASSIFICATIONS

This system's piping and instrumentation diagrams have been reviewed and Quality Group A, B and C (ASME Code Class 1, 2 and 3) boundaries have been established as required by ASME Code Section XI, IWA-1400. The General Reference Text discusses the basis for these determinations.

Diagrams delineating these boundaries for the RHR System are presented herein. Table 2.3 described the boundaries for the RHR System.

TABLE 2.1
 SYSTEM EXEMPTIONS

ASME Code <u>Class</u>	<u>Description</u>	<u>Ref. P&ID</u>	<u>Basis For Exemption</u>
1	All component connections, piping and associated valves of 1" nominal size and smaller	D-302-642	Piping 1" nominal size and smaller exempted as per ASME Section XI Code IWB-1220(b) S'78 Addenda
2	All vent, drain, test, sample, fill, by-pass and instrument connections 4" nominal size or smaller	D-302-641 D-302-642 D-302-643	All component connections, piping & associated valves, and vessels (and their supports) that are 4" nominal pipe size & smaller are exempted as per ASME Section XI, IWC-1220(d) S'75 Addenda

TABLE 2.3
 SYSTEM CLASSIFICATION

<u>ASME Code Class</u>	<u>Description</u>	<u>Ref. P&ID</u>
1	From and including Valves E12-F042A, E12-F042C to Reactor Pressure Vessel (RPV)	D-302-642
1	From and including Valve E12-F023 and from Reactor Core Isolation Cooling (RCIC) System to RPV	D-302-642
1	From and including Valve E12-F008 to Recirculation Loop B	D-302-642
2	From Loop A Suppression Pool, Condensate Transfer Valve E12-F020, LPCS Supply cross-tie and Pump Suction, cross-connect through Pump C002A, to discharge into Suppression Pool, to Valves E12-F072A and E12-F040, to Fuel Pool Cooling and clean-up Intertie, to RWCU Intertie Valve G33-F052A, and to RPV via Feedwater; to Suppression Pool	D-302-641 D-302-642
2	To Valve E12-F086 and RCIC Intertie, to Valves E12-F042A, E12-F037A, and E12-F028A	D-302-641 D-302-642
2	From Loop B cross-connect to Heat Exchanger B001AC	D-302-641 D-302-642



TABLE 2.3 (Continued)
 SYSTEM CLASSIFICATION

<u>ASME Code</u> <u>Class</u>	<u>Description</u>	<u>Ref. P&ID</u>
2	From Loop B Suppression Pool, Fuel Pool Cooling and clean-up Intertie, Pump Suction cross-connect through Pump C002B; to discharge into Suppression Pool, to RWCU Intertie Valve G33-F052B, to RPV via Feedwater, to Suppression Pool	D-302-642 D-302-643
2	To Valves E12-F042B, E12-F037B, E12-F028B	D-302-642 D-302-643
2	And from Loop A cross-connect from RCIC Interconnect to Heat Exchangers B001B, D	D-302-642 D-302-643
2	From Loop C Suppression Pool, and Pump Suction cross-connect through Pump C002C to Suppression Pool, to Valve E21-F042C	D-302-642 D-302-643

2.4 CALIBRATION STANDARDS

Table 2.4 lists the Calibration Standards for ultrasonic examinations scheduled for the RHR System. All calibration standards are to be retained on site.

Design drawing documents are presented in Table 3.5 of the General Reference Text (Later).






TABLE 2.4
RHR System: Referenced Calibration Standards

<u>Title</u>	<u>Line Class</u>	<u>Schedule</u>	<u>Material</u>
PY-06-080-CS	6"D1-1	SCH 80	SA 106, Grade B
PY-06-120-CS	6"D1-2	SCH 120	SA 106, Grade B
PY-10-080-CS	10"D1-2	SCH 80	SA 106, Grade B
PY-10-100-CS	10"D1-2	SCH 100	SA 106, Grade B
PY-12-080-CS	12"D1-1	SCH 80	SA 106, Grade B
PY-12-100-CS	12"D1-2	SCH 100	SA 106, Grade B
PY-12-120-CS	12"D1-2	SCH 120	SA 106, Grade B
PY-12-XX1-CS-F	12"D1-1	.688" Nom	SA-234 WPB
PY-18-040-CS	18"G1-2	SCH 40	SA 106, Grade B
PY-18-40S-SS	18"L2-2	SCH 40S	SA 312, Type 304 or SA 358, Type 304
PY-18-XX1-CS-F	18"G1-2	.562" Nom	SA-234 WPB
PY-20-080-CS	20"D1-1	SCH 80	SA 106, Grade B or SA 333, Grade 6
PY-20-040-CS	20"G1-2	SCH 40	SA 106, Grade B
PY-20-XX1-SS-F	20"G1-2	1.13" Nom	SA-403-WP-304
PY-24-040-CS	24"G1-2	SCH 40	SA 106, Grade B
PY-24-XX1-CS-F	24"G1-2	.687" Nom	SA-234 WPB
PY-1.5-RHR- SA 516-GR 70	HX	1.5"	SA 516 GR 70
PY-IR-RHR- SA 105-CS	HX	1.140" Nom	SA 105

2.5 ISOMETRIC FIGURES AND SKETCHES

The piping isometric figures listed in Table 2.5 show the identification and location of areas for the RHR System requiring examination. Sketches may also be included that illustrate or locate areas of components requiring identification for examination.

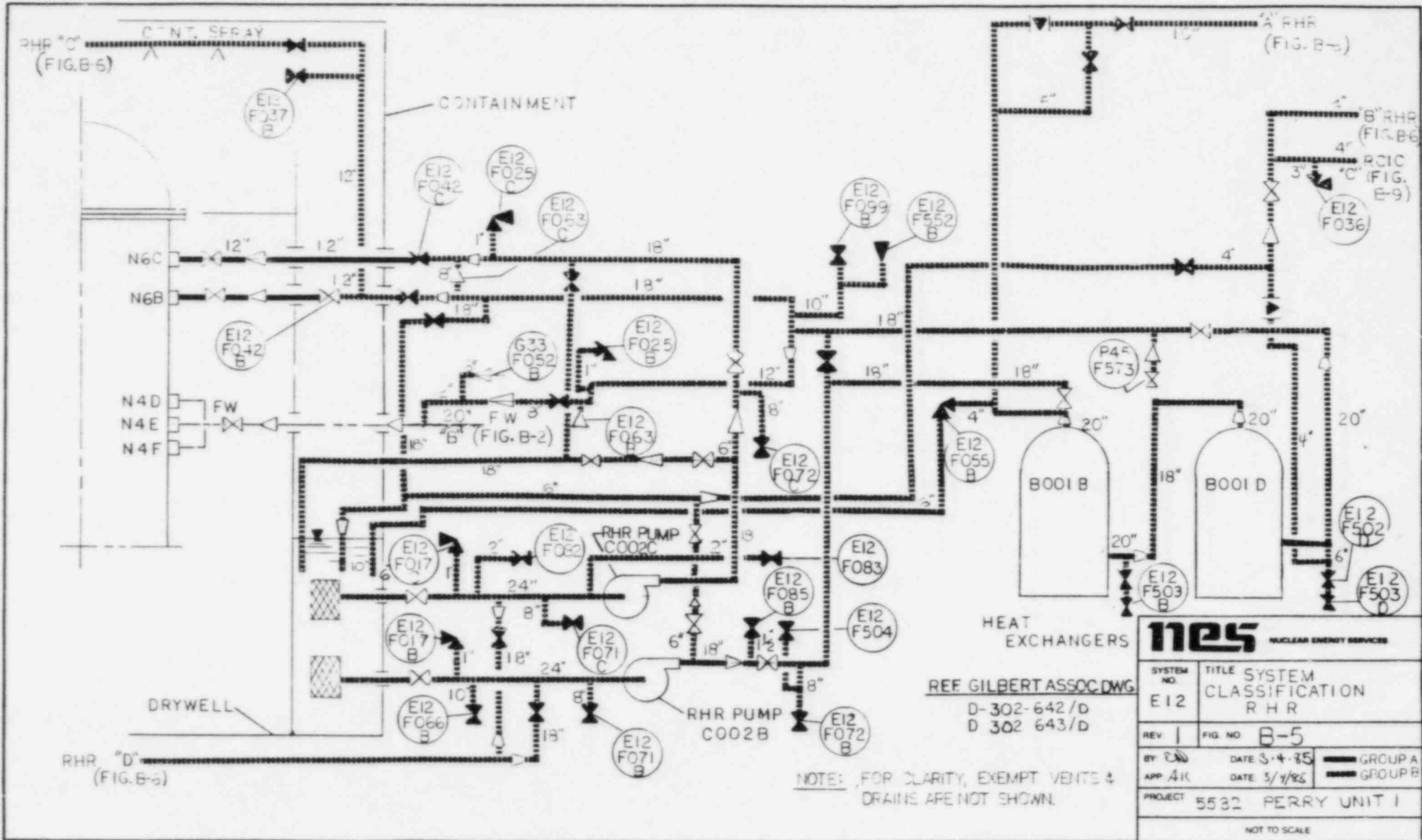
TABLE 2.5
RHR System: Isometric Figures

03-01	Revision 2	03-18	Revision 2	
03-02	Revision 2	03-19	Revision 2	
03-03	Revision 2	03-20	Revision 2	
03-03A	Revision 1 	03-21	Revision 0	
03-04	Revision 2	03-21A	Revision 0	
03-22	Revision 0	03-21B	Revision 0	
03-05	Revision 1	03-21C	Revision 0	
03-06	Revision 1	03-22	Revision 0	
03-07	Revision 2	03-23	Revision 0	
03-08	Revision 2	03-23A	Revision 0	
03-09	Revision 2	03-24	Revision 0	
03-10	Revision 2	03-25	Revision 0	
03-11	Revision 2	03-26	Revision 0	
03-12	Revision 1	03-27	Revision 1	
03-13	Revision 2			
03-14	Revision 2			
03-15	Revision 2			
03-16	Revision 2			
03-17	Revision 2			

3. PROGRAM PLAN AND SCHEDULE

The specific PSI examination requirements are defined in the PSI Program Plan and its schedule tables. Each weld or other examination area is designated by a unique identification number, and then described. Also identified are applicable examination category, method, procedure number, any calibration standard number referenced for ultrasonic examination, and the zone in which the examination area is located, as described in Section 3 of the General Reference Text.

Examination items are first divided according to the weld or hanger figure that they appear on. Multiple examination requirements of the same component are listed together in the schedule tables. Component examinations or component bolting follow the piping weld examinations for each system. Hanger examinations appear as the next section, followed by the hydrovisual examination requirements.

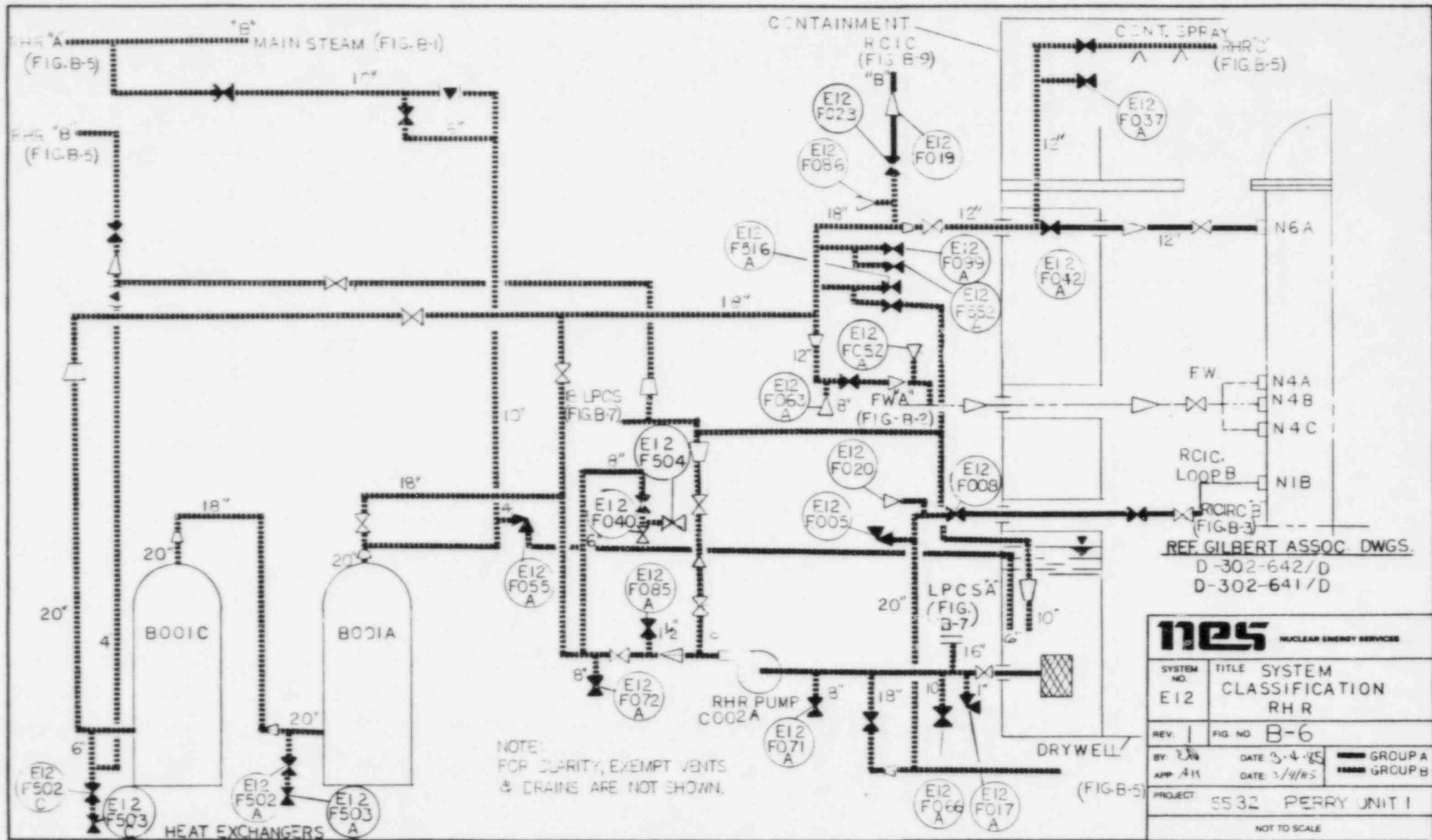


REF GILBERT ASSOC DWG

D-302-642/D
D 302 643/D

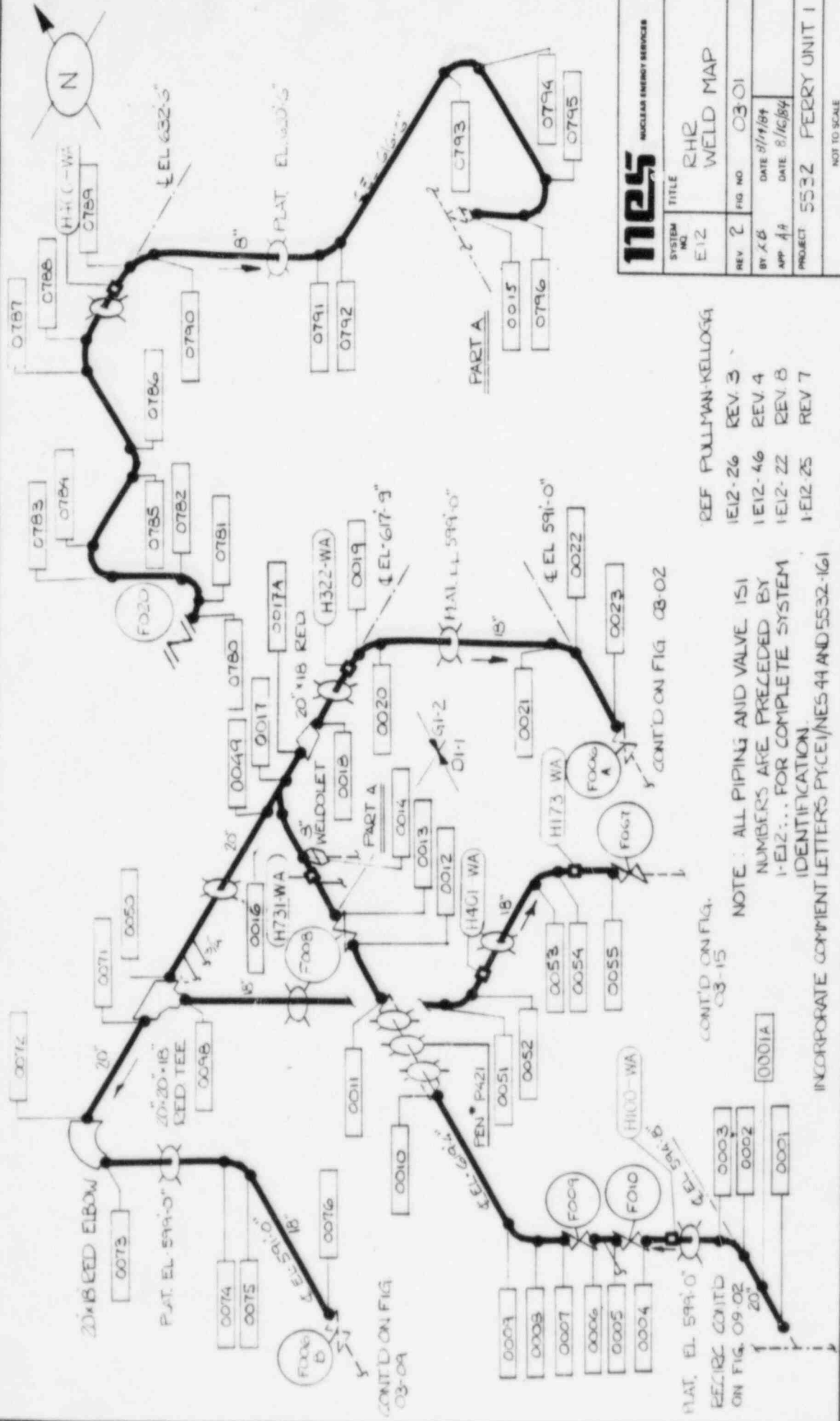
NOTE: FOR CLARITY, EXEMPT VENTS & DRAINS ARE NOT SHOWN.

nes NUCLEAR ENERGY SERVICES	
SYSTEM NO. E12	TITLE SYSTEM CLASSIFICATION RHR
REV 1	FIG NO B-5
BY <i>[Signature]</i>	DATE 3/4/85
APP 4IK	DATE 3/1/85
PROJECT 5532 PERRY UNIT 1	GROUP A
	GROUP B
NOT TO SCALE	



REF GILBERT ASSOC. DWGS.
 D-302-642/D
 D-302-641/D

nes NUCLEAR ENERGY SERVICES	
SYSTEM NO. E12	TITLE SYSTEM CLASSIFICATION RHR
REV. 1	FIG. NO. B-6
BY: JAK	DATE 3/4/85
APP: JHK	DATE 3/4/85
PROJECT: 5532 PERRY UNIT 1	GROUP A GROUP B
NOT TO SCALE	



NEES

NUCLEAR ENERGY SERVICES

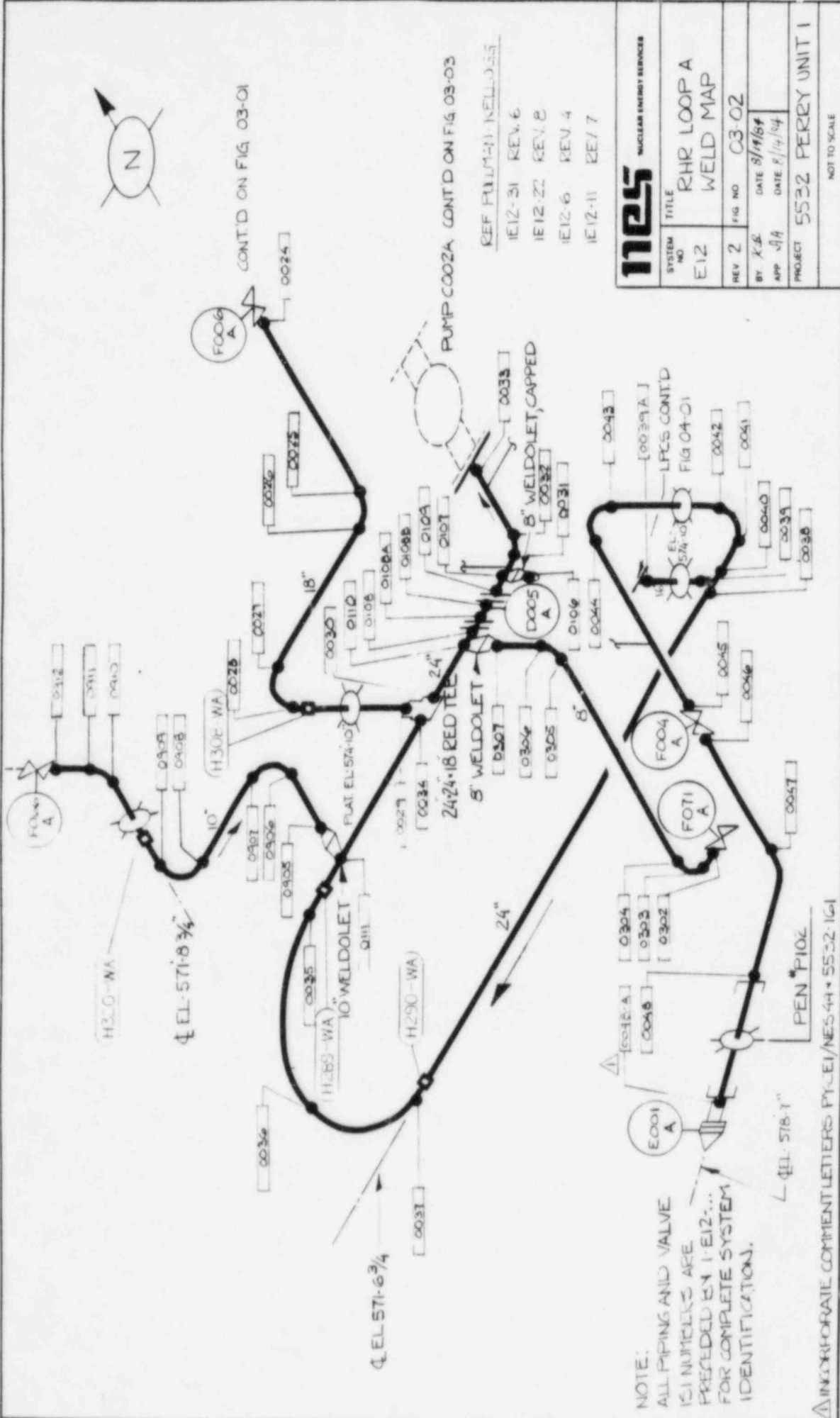
TITLE	
E12	RHC WELD MAP
REV 2	FIG NO 03 01
BY JGB	DATE 8/17/84
APP JAA	DATE 8/16/84
PROJECT	5532 FERRY UNIT I
NOT TO SCALE	

REF PULLMAN-KELLOGG
1E12-26 REV. 3
1E12-46 REV. 4
1E12-22 REV. 8
1E12-25 REV. 7

NOTE: ALL PIPING AND VALVE ISI NUMBERS ARE PRECEDED BY 1-E12:... FOR COMPLETE SYSTEM IDENTIFICATION
INCORPORATE COMMENT LETTERS PY-CEI/NE5 44 AND 5532-1G1

CONT'D ON FIG. 03-15

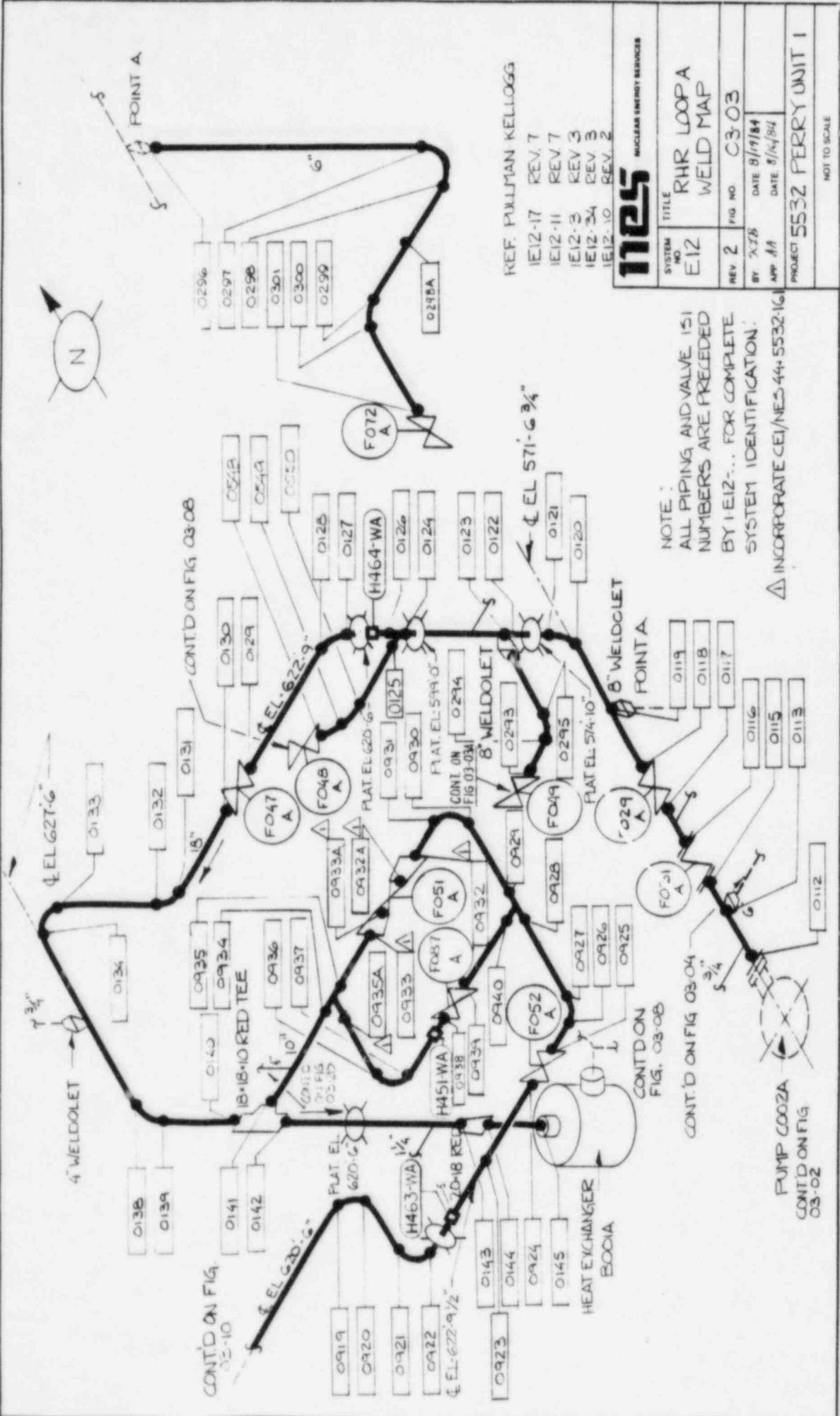
CONT'D ON FIG. 09-02



nes NUCLEAR ENERGY SERVICES	
SYSTEM NO	E12
TITLE	RHR LOOP A WELD MAP
REV 2	FIG NO 03-02
BY: K.B.	DATE 8/19/84
APP: J.A.	DATE 8/19/84
PROJECT	5532 PERRY UNIT 1
NOT TO SCALE	

NOTE:
 ALL PIPING AND VALVE
 IS IN INCHES ARE
 PRECEDED BY I-E12...
 FOR COMPLETE SYSTEM
 IDENTIFICATION.

INCORPORATE COMMENT LETTERS PYLEI/NE544-5532-161



REF. PULLMAN KELLOGG
 IE12-17 REV. 7
 IE12-11 REV. 7
 IE12-3 REV. 3
 IE12-34 REV. 3
 IE12-10 REV. 2

nes NUCLEAR ENERGY SERVICES	
SYSTEM NO. E12	TITLE RHR LOOP A WELD MAP
REV. 2	FIG. NO. C3-03
BY: XTB	DATE: 8/19/84
APP: AH	DATE: 8/14/84
PROJECT: 5532 FERRY UNIT 1	
NOT TO SCALE	

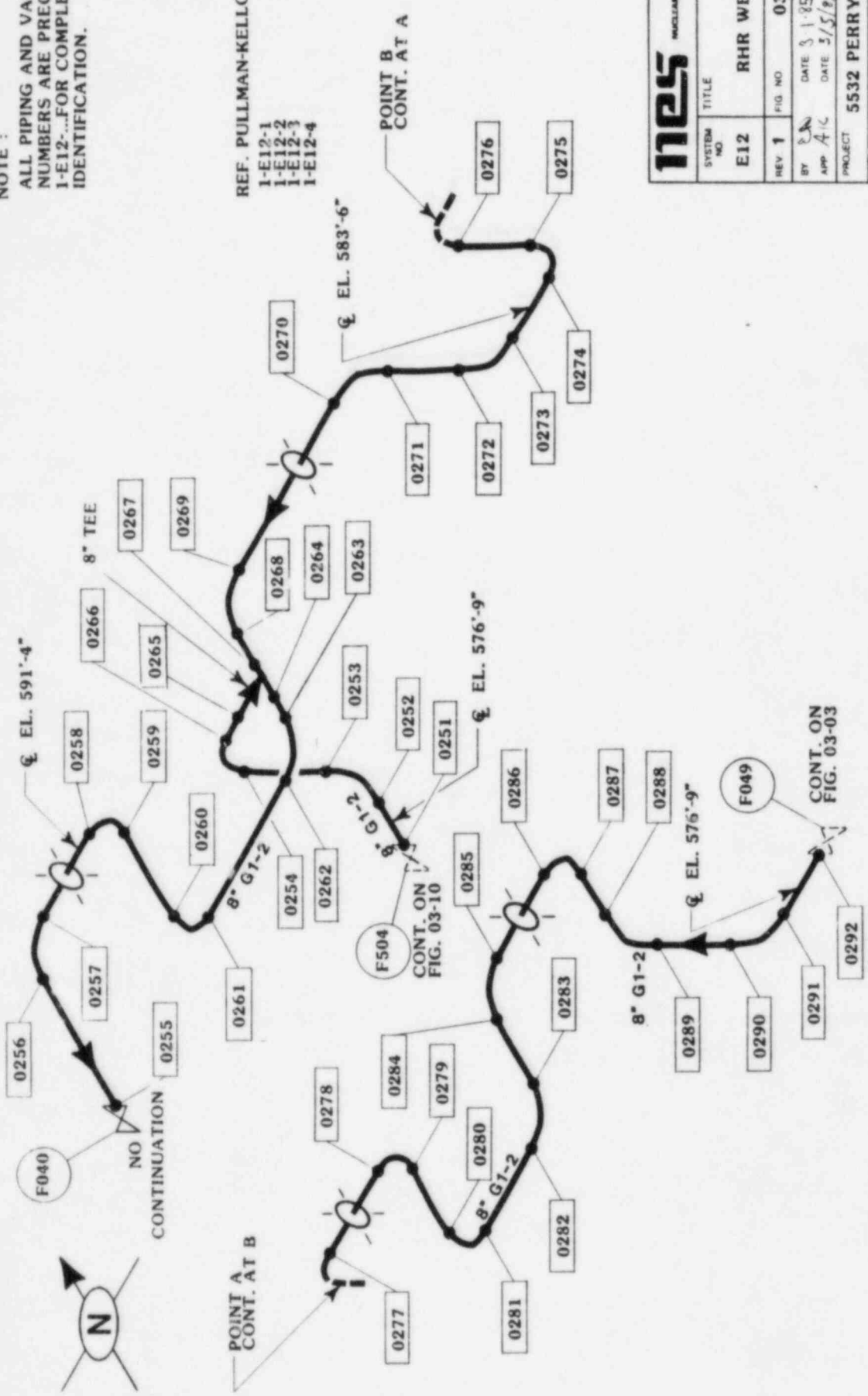
NOTE:
 ALL PIPING AND VALVE 151
 NUMBERS ARE PRECEDED
 BY IE12... FOR COMPLETE
 SYSTEM IDENTIFICATION.
 INCORPORATE CEI/NE5-44-5532-16

NOTE :

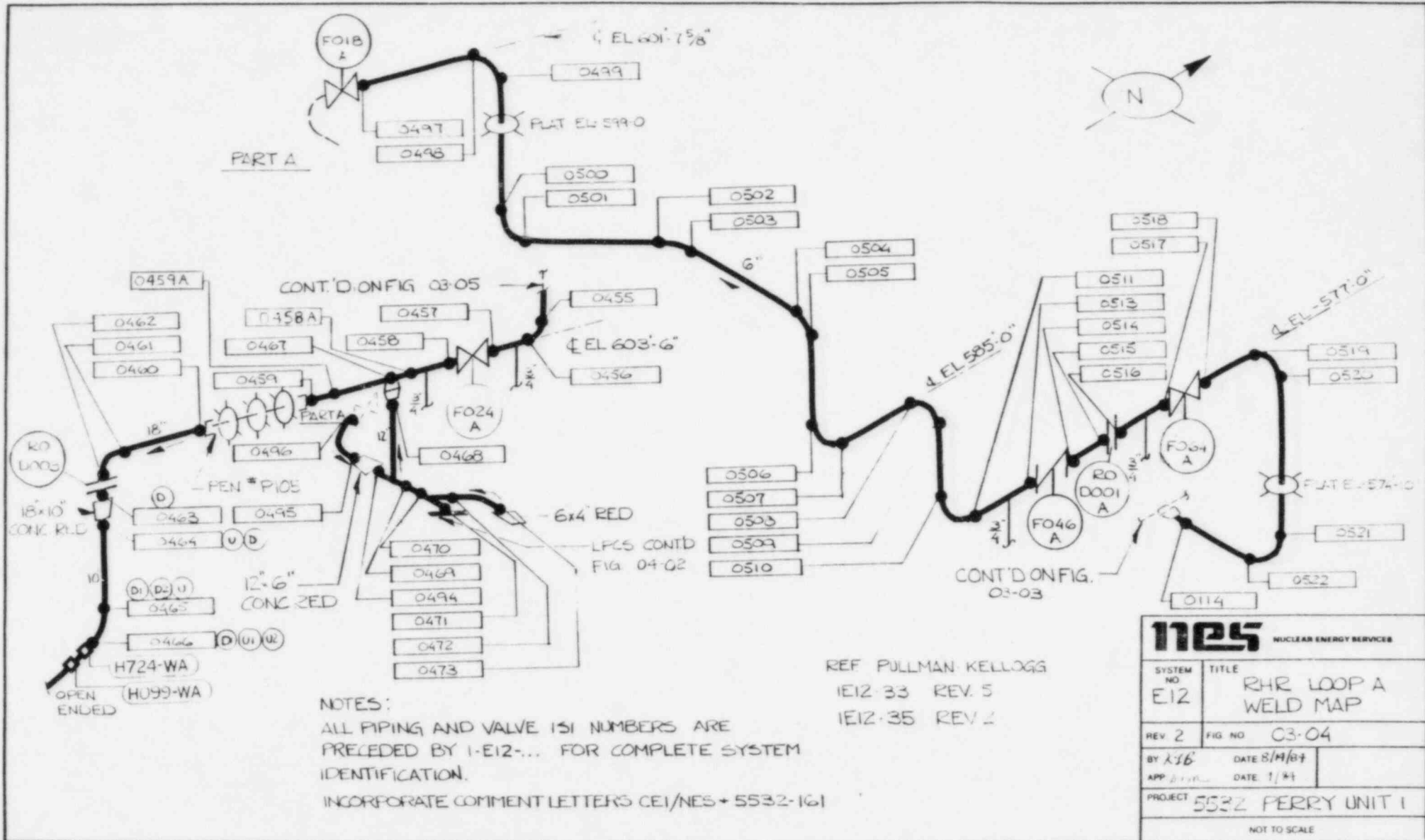
ALL PIPING AND VALVE ISI NUMBERS ARE PRECEDED BY 1-E12-...FOR COMPLETE SYSTEM IDENTIFICATION.

REF. PULLMAN-KELLOGG DWG.

- 1-E12-1
- 1-E12-2
- 1-E12-3
- 1-E12-4



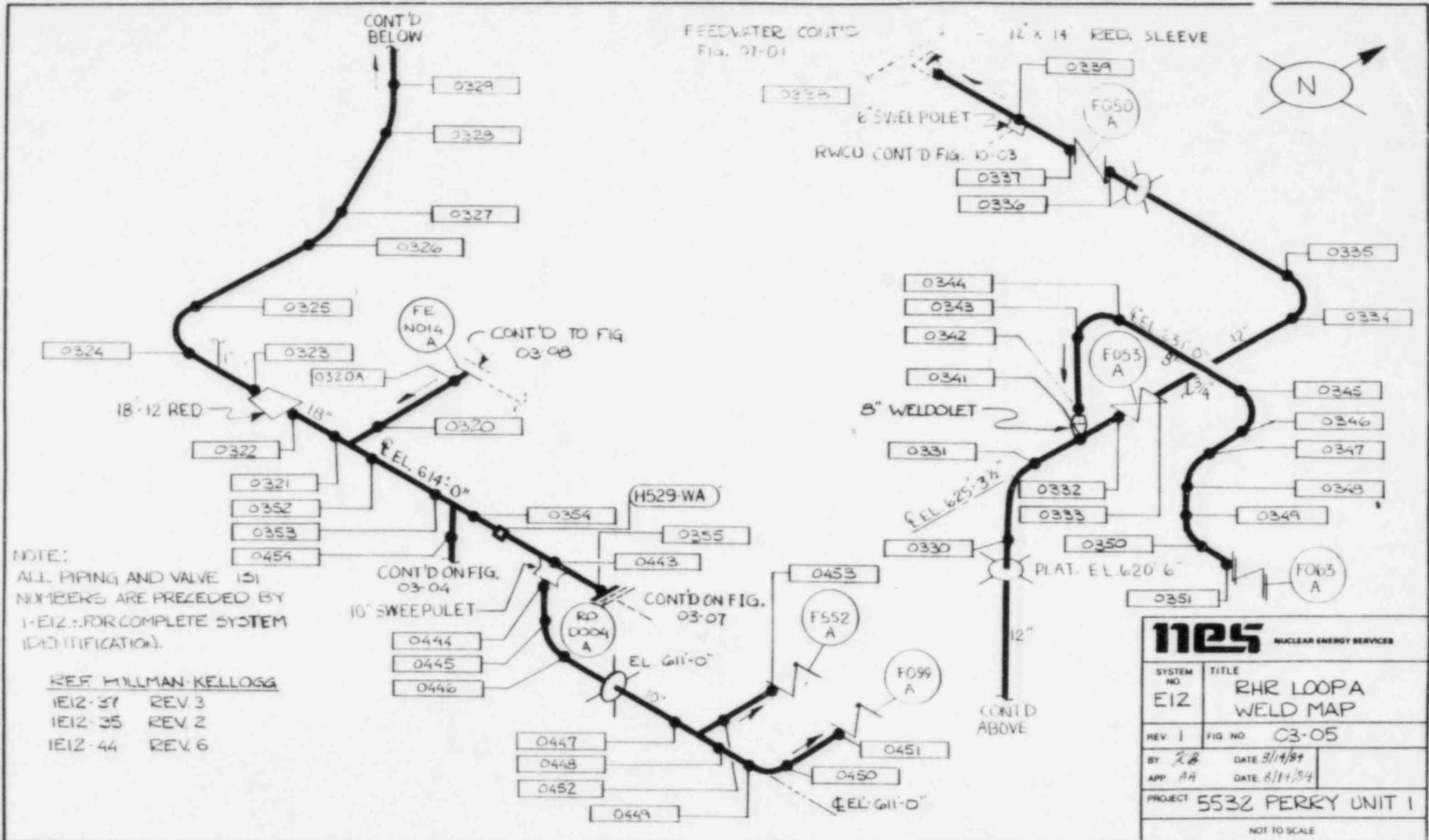
nes		NUCLEAR ENERGY SERVICES	
SYSTEM NO.	TITLE		
E12	RHR WELD MAP		
REV. 1	FIG. NO.	03-03A	
BY: <i>AK</i>	DATE:	3/1/85	
APP: <i>AC</i>	DATE:	3/5/85	
PROJECT	5532 PERRY UNIT 1		
NOT TO SCALE			

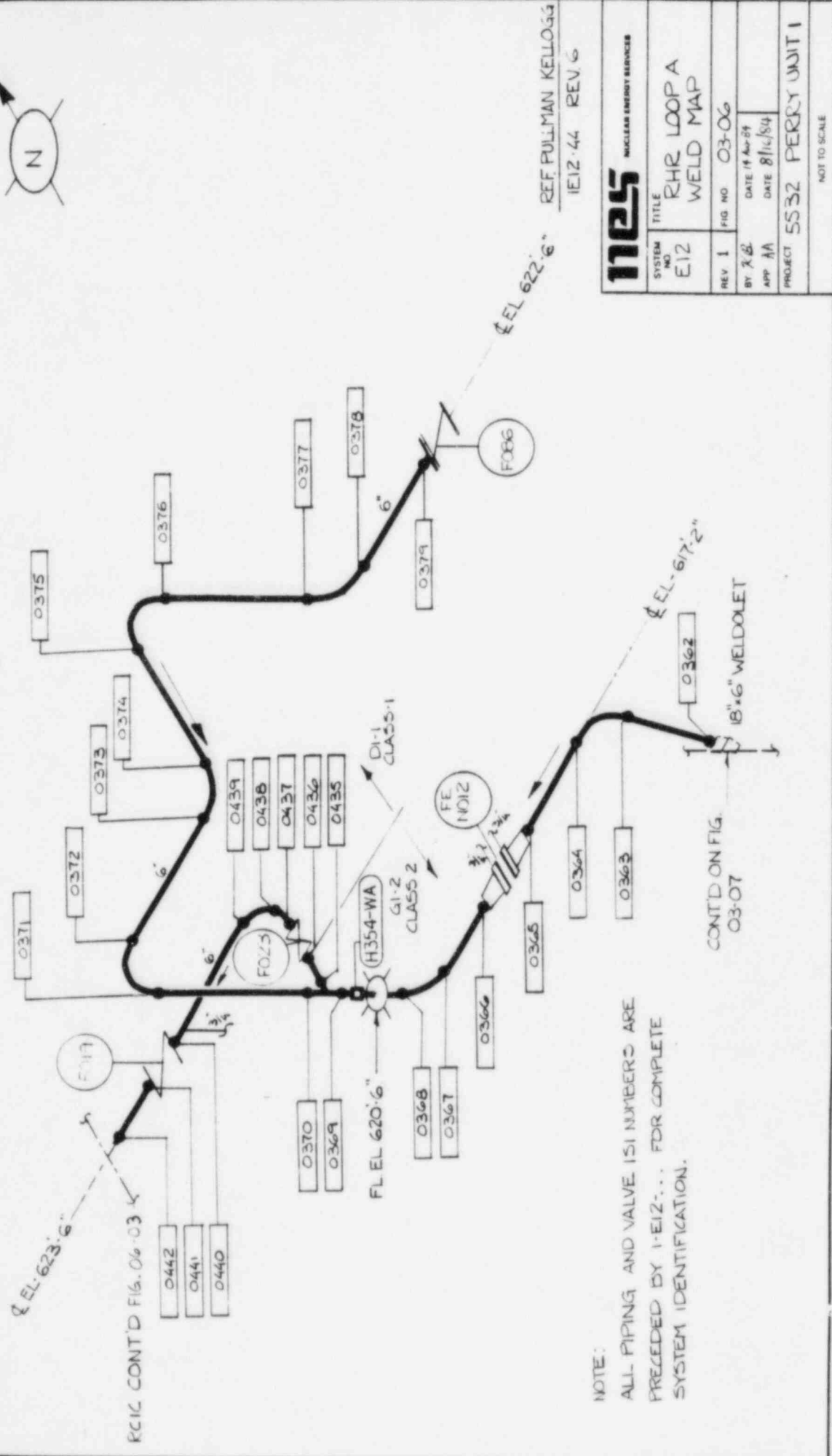


NOTES:
 ALL PIPING AND VALVE ISI NUMBERS ARE
 PRECEDED BY I-EI2-... FOR COMPLETE SYSTEM
 IDENTIFICATION.
 INCORPORATE COMMENT LETTERS CEI/NES+ 5532-161

REF PULLMAN KELLOGG
 IEI2-33 REV. 5
 IEI2-35 REV. 2

nes NUCLEAR ENERGY SERVICES	
SYSTEM NO EI2	TITLE RHR LOOP A WELD MAP
REV 2	FIG NO 03-04
BY <i>LSB</i>	DATE 8/14/84
APP <i>LSB</i>	DATE 1/84
PROJECT	5532 PERRY UNIT 1
NOT TO SCALE	



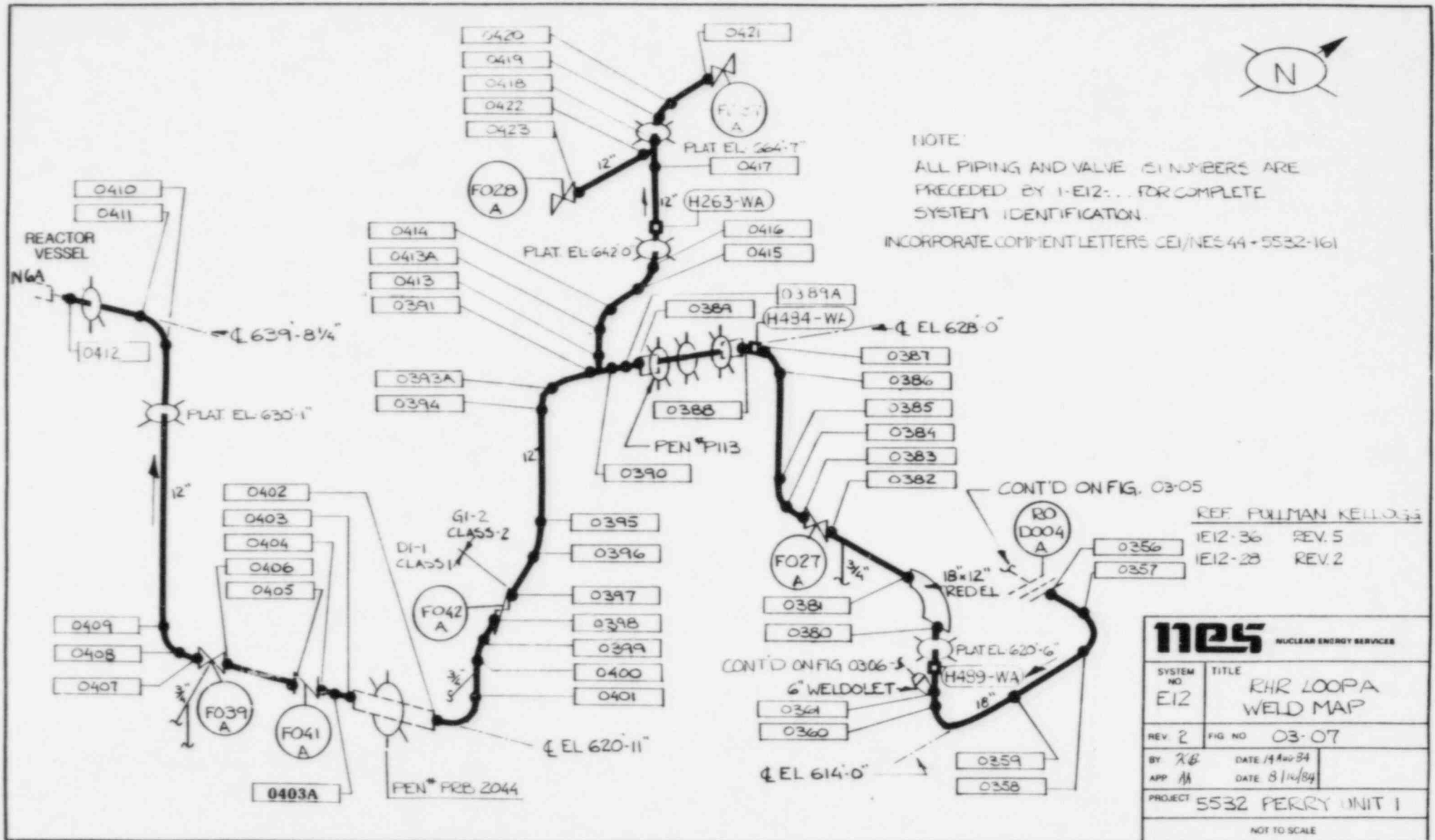


REF. PULLMAN KELLOGG
 1E12-44 REV 6


nes NUCLEAR ENERGY SERVICES	
SYSTEM NO. E12	TITLE RHR LOOP A WELD MAP
REV 1	FIG NO 03-06
BY: XGL	DATE: 4/28/84
APP: AA	DATE: 8/16/84
PROJECT 5532 PERRY UNIT 1	
NOT TO SCALE	

NOTE:
 ALL PIPING AND VALVE ISI NUMBERS ARE
 PRECEDED BY 1-E12... FOR COMPLETE
 SYSTEM IDENTIFICATION.

CONT'D ON FIG
 03-07

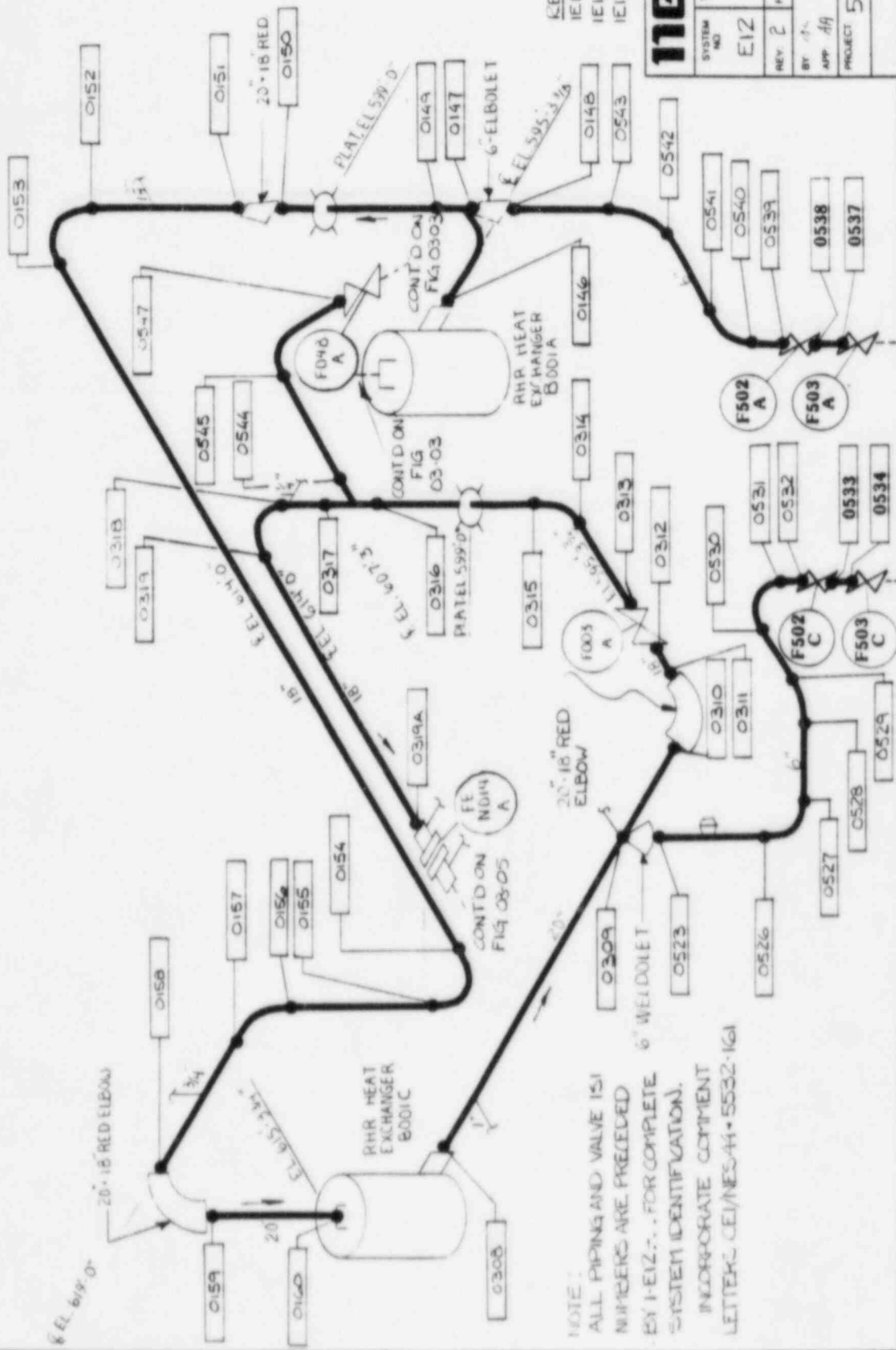


NOTE:
 ALL PIPING AND VALVE IS NUMBERS ARE
 PRECEDED BY 1-E12... FOR COMPLETE
 SYSTEM IDENTIFICATION.
 INCORPORATE COMMENT LETTERS CEI/NES 44-5532-161



CONT'D ON FIG. 03-05
 REF. FULLMAN KELLOGG
 1E12-36 REV. 5
 1E12-28 REV. 2

nes NUCLEAR ENERGY SERVICES	
SYSTEM NO E12	TITLE RHR LOOP A WELD MAP
REV. 2	FIG. NO. 03-07
BY: XJB APP: AM	DATE: 11/14/84 DATE: 8/14/84
PROJECT: 5532 PERRY UNIT 1	
NOT TO SCALE	

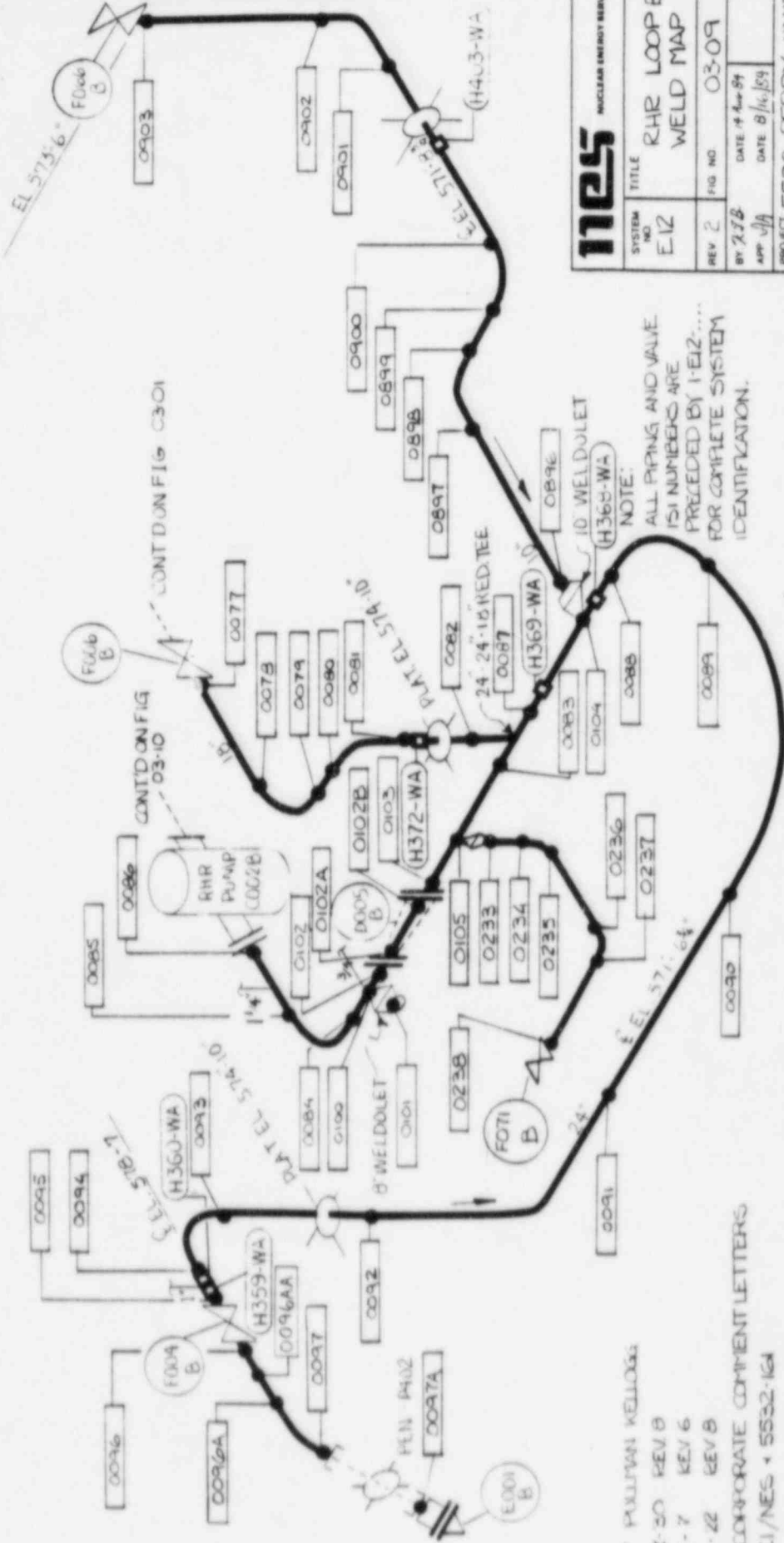


KEE FULLMAN KELLON
 IE12-10 REV 5
 IE12-10 REV.2
 IE12-11 REV.7

1125
 NUCLEAR ENERGY SERVICES

SYSTEM NO.	E12	TITLE	RHR LOOP A WELD MAP
REV. 2		FIG. NO.	03-08
BY: AH		DATE: 6/15/84	
APP: AH		DATE: 6/25/84	
PROJECT	5532 PERRY UNIT 1		

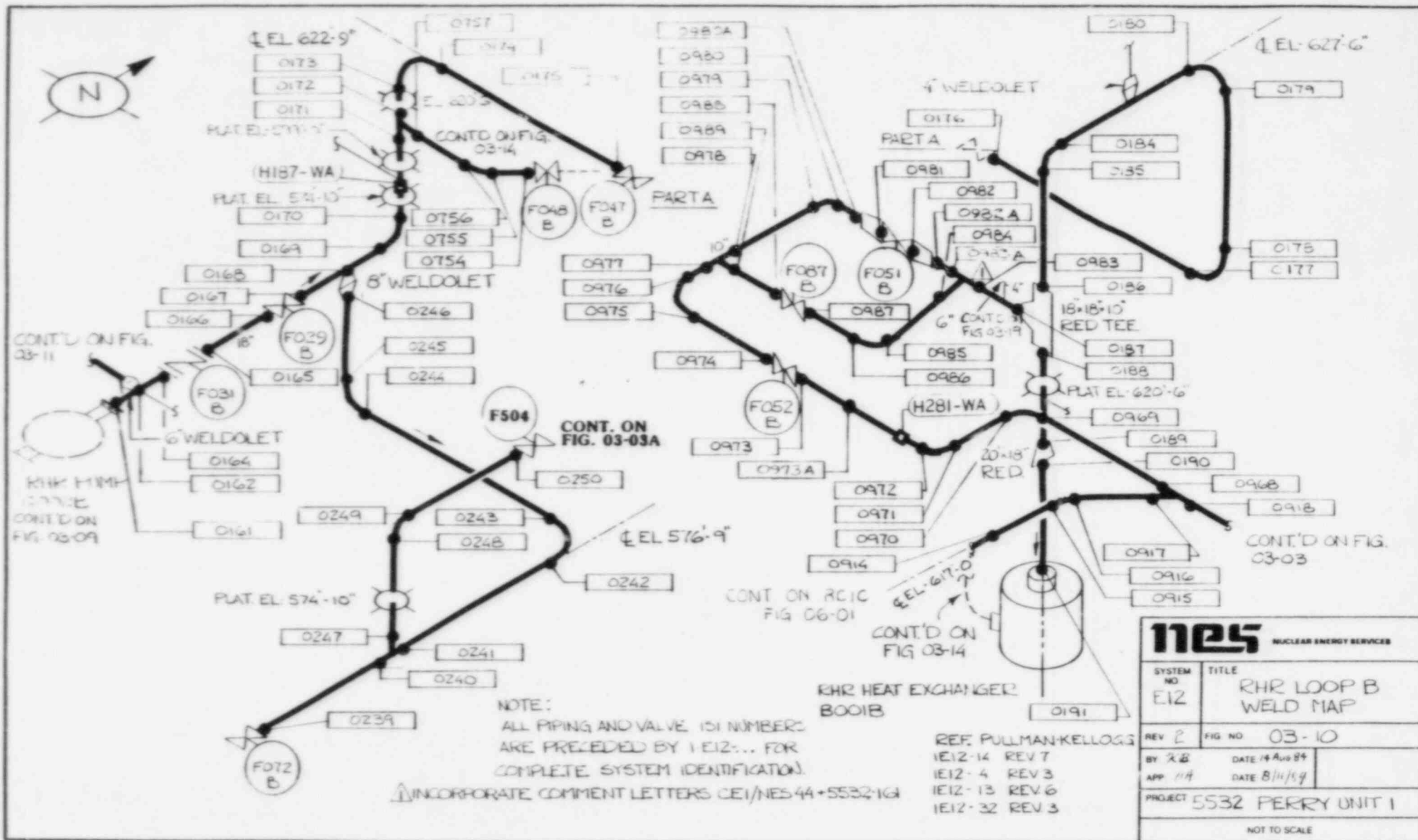
NOTE:
 ALL PIPING AND VALVE IS/ NUMBERS ARE PRECEDED BY IE12-... FOR COMPLETE SYSTEM IDENTIFICATION. INCORPORATE COMMENT LETTERS CE/NE/AH-5532-1G1



INES NUCLEAR ENERGY SERVICES	
SYSTEM NO.	RHR LOOP B
E.I.Z.	WELD MAP
REV. 2	FIG. NO. 03-09
BY 278	DATE 4 Nov 84
APP JJA	DATE 8/16/89
PROJECT	5532 PERRY UNIT 1
NOT TO SCALE	

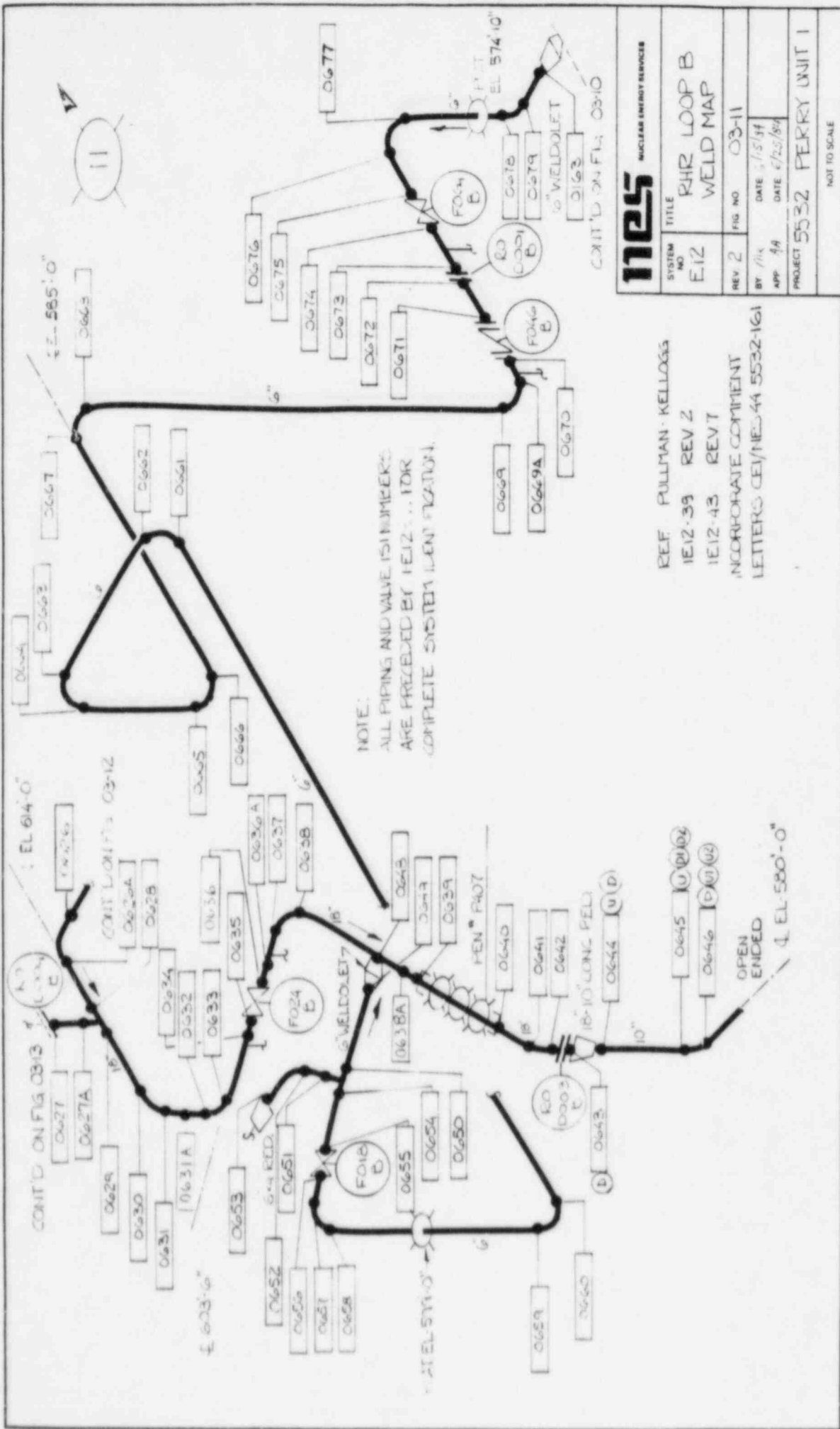
NOTE:
ALL PIPING AND VALVE
ISI NUMBERS ARE
PRECEDED BY I-EI2....
FOR COMPLETE SYSTEM
IDENTIFICATION.

REF PULLMAN KELLOGG
IEI2-50 REV B
IEI2-7 REV 6
IEI2-22 REV B
INCORPORATE COMMENT LETTERS
CEI/NE5 + 5532-164



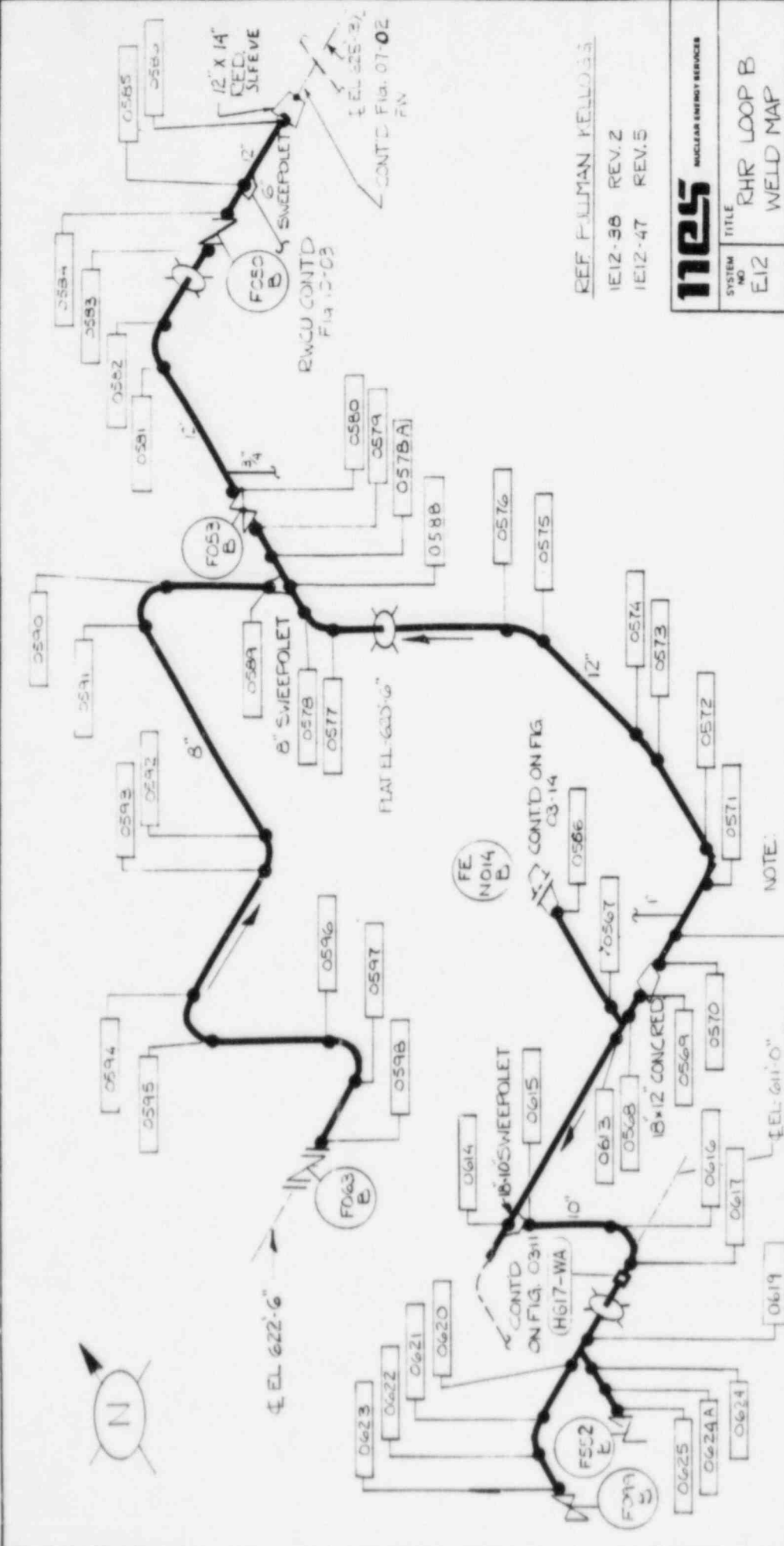
NOTE:
 ALL PIPING AND VALVE ISI NUMBERS
 ARE PRECEDED BY 1E12-... FOR
 COMPLETE SYSTEM IDENTIFICATION.
 INCORPORATE COMMENT LETTERS CE1/NES 44-5532-1G1

nes NUCLEAR ENERGY SERVICES	
SYSTEM NO. E12	TITLE RHR LOOP B WELD MAP
REV 2	FIG NO 03-10
BY X.B	DATE 14 Aug 89
APP 114	DATE 8/14/89
PROJECT 5532 PERRY UNIT 1	
NOT TO SCALE	



NEES NUCLEAR ENERGY SERVICES	
SYSTEM NO E12	TITLE RHR LOOP B WELD MAP
REV 2	FIG NO 03-11
BY /IK	DATE 1/5/84
APP /JA	DATE 4/23/84
PROJECT 5532 FERRY UNIT 1	
NOT TO SCALE	

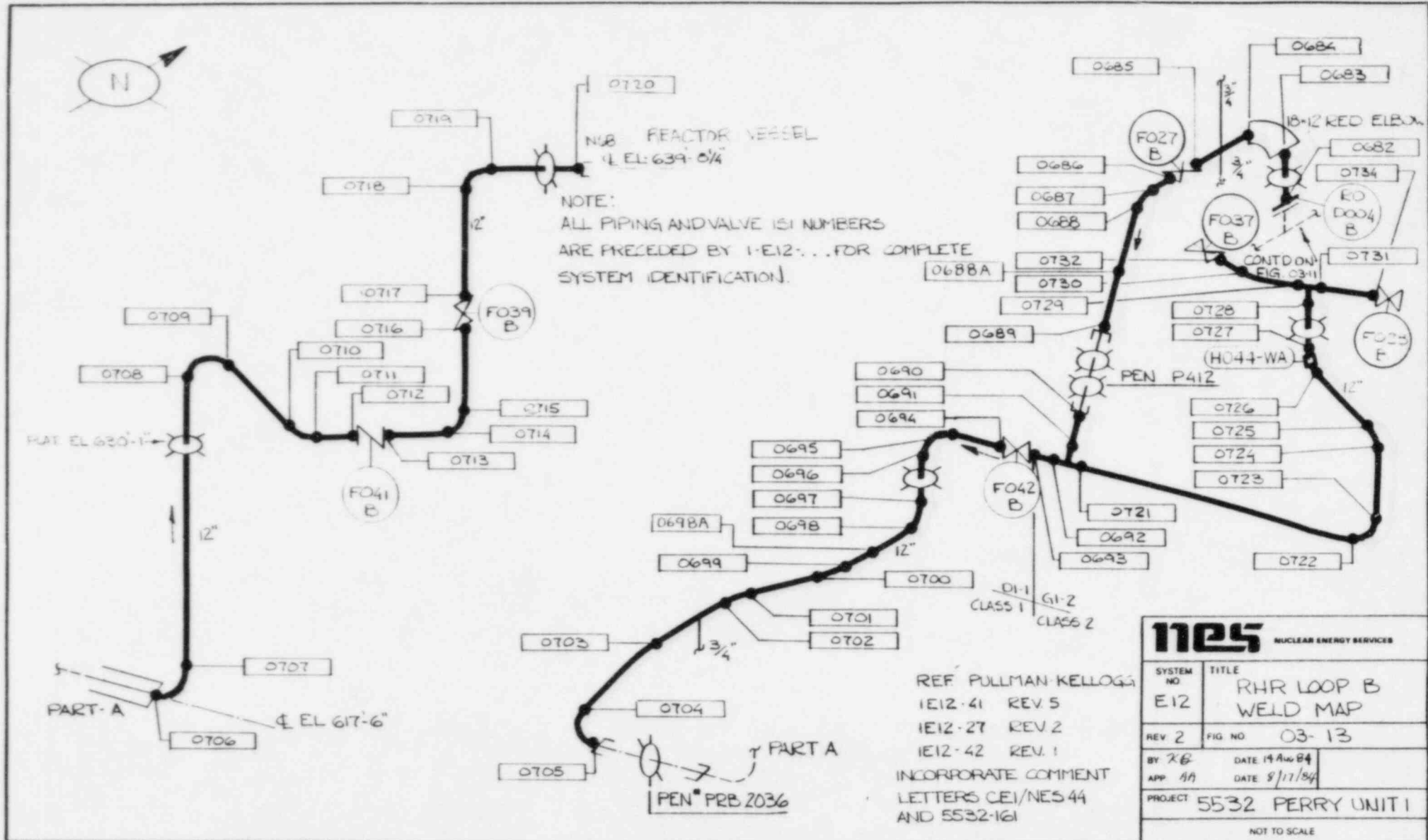
REF PULLMAN-KELLOGG
 1E12-39 REV 2
 1E12-43 REV 7
 INCORPORATE COMMENT
 LETTERS CEI/NEES-44 5532-161



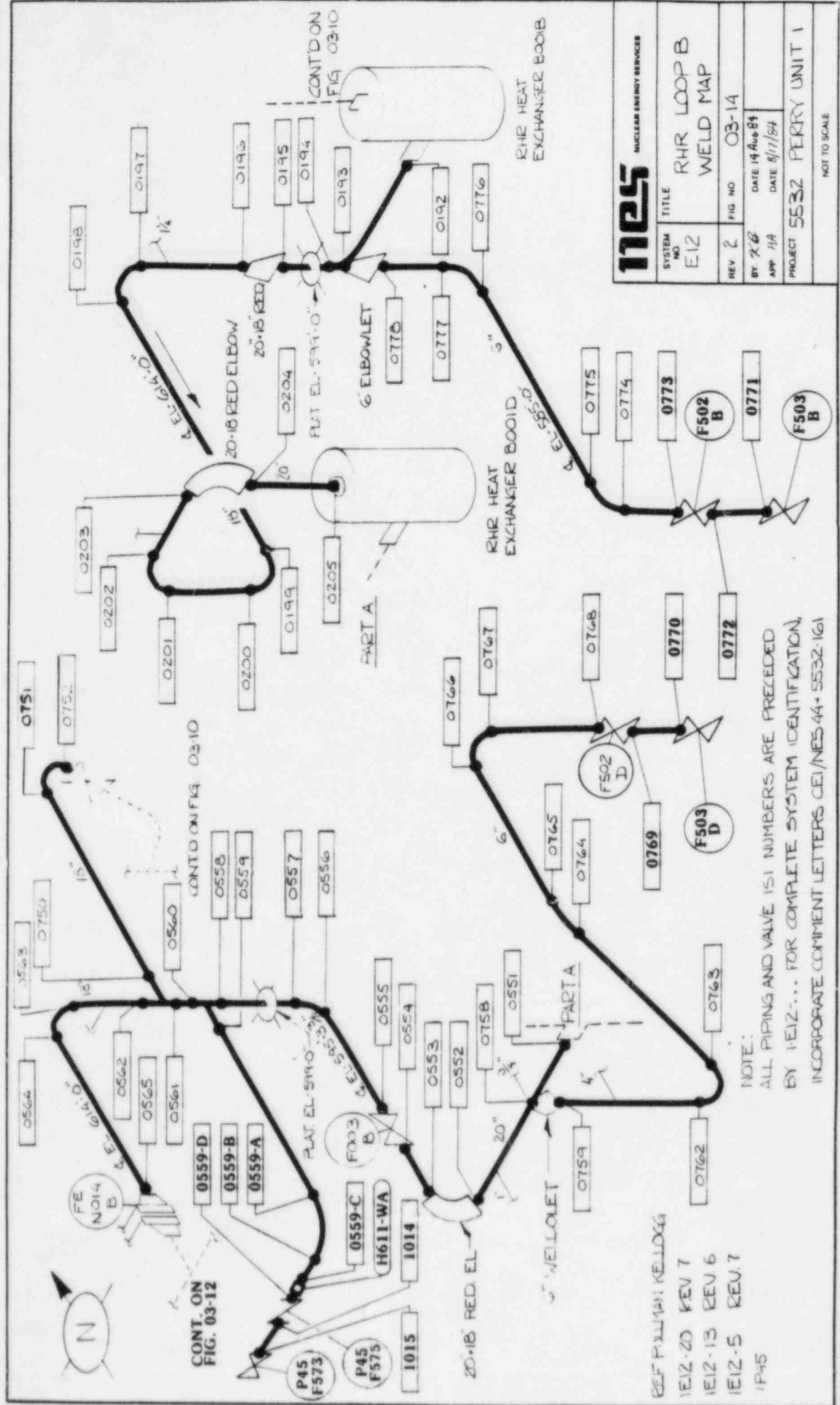
REF FULLMAN KELLOGG'S
 IE12-38 REV. 2
 IE12-47 REV. 5

nes		NUCLEAR ENERGY SERVICES	
SYSTEM NO. E12	TITLE RHR LOOP B WELD MAP	FIG NO 03-12	
REV 1	BY 2/8	DATE 11/6/84	
	APP 1/4	DATE 5/14/84	
	PROJECT 5532	PERRY UNIT 1	
NOT TO SCALE			

NOTE:
 ALL PIPING AND VALVE ISI NUMBERS ARE PRE-ELEV
 BY IE12-... FOR COMPLETE SYSTEM IDENTIFICATION.

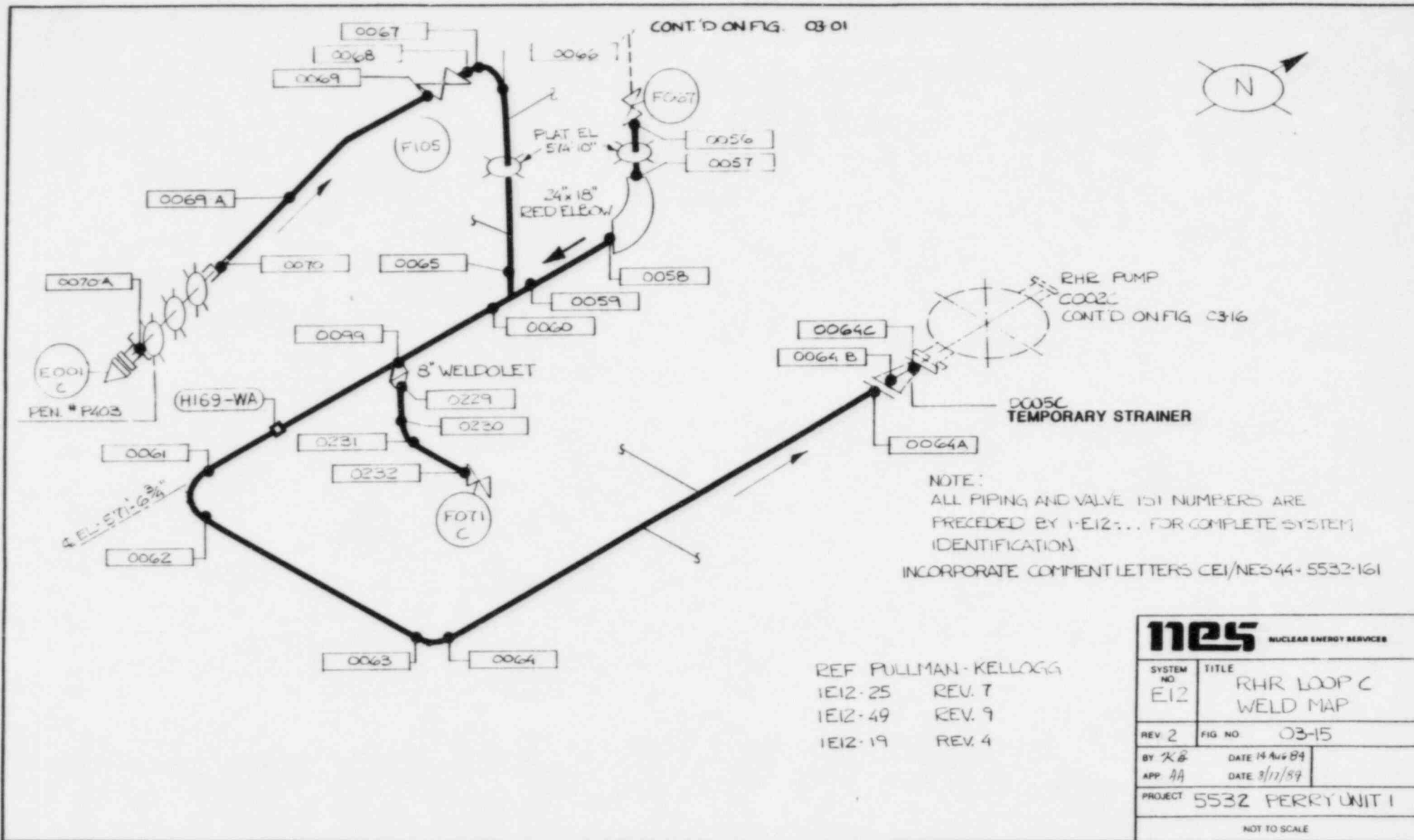


nes NUCLEAR ENERGY SERVICES	
SYSTEM NO E12	TITLE RHR LOOP B WELD MAP
REV 2	FIG NO 03-13
BY KB APP AA	DATE 19 AUG 84 DATE 8/17/84
PROJECT 5532 PERRY UNIT 1	
NOT TO SCALE	



1125		NUCLEAR ENERGY SERVICES	
SYSTEM NO.	EI2	TITLE	RHR LOOP B WELD MAP
REV.	2	FIG. NO.	03-14
BY	KB	DATE	19 Aug 84
APP.	HA	DATE	8/11/84
PROJECT	5532 PERRY UNIT 1		
			NOT TO SCALE

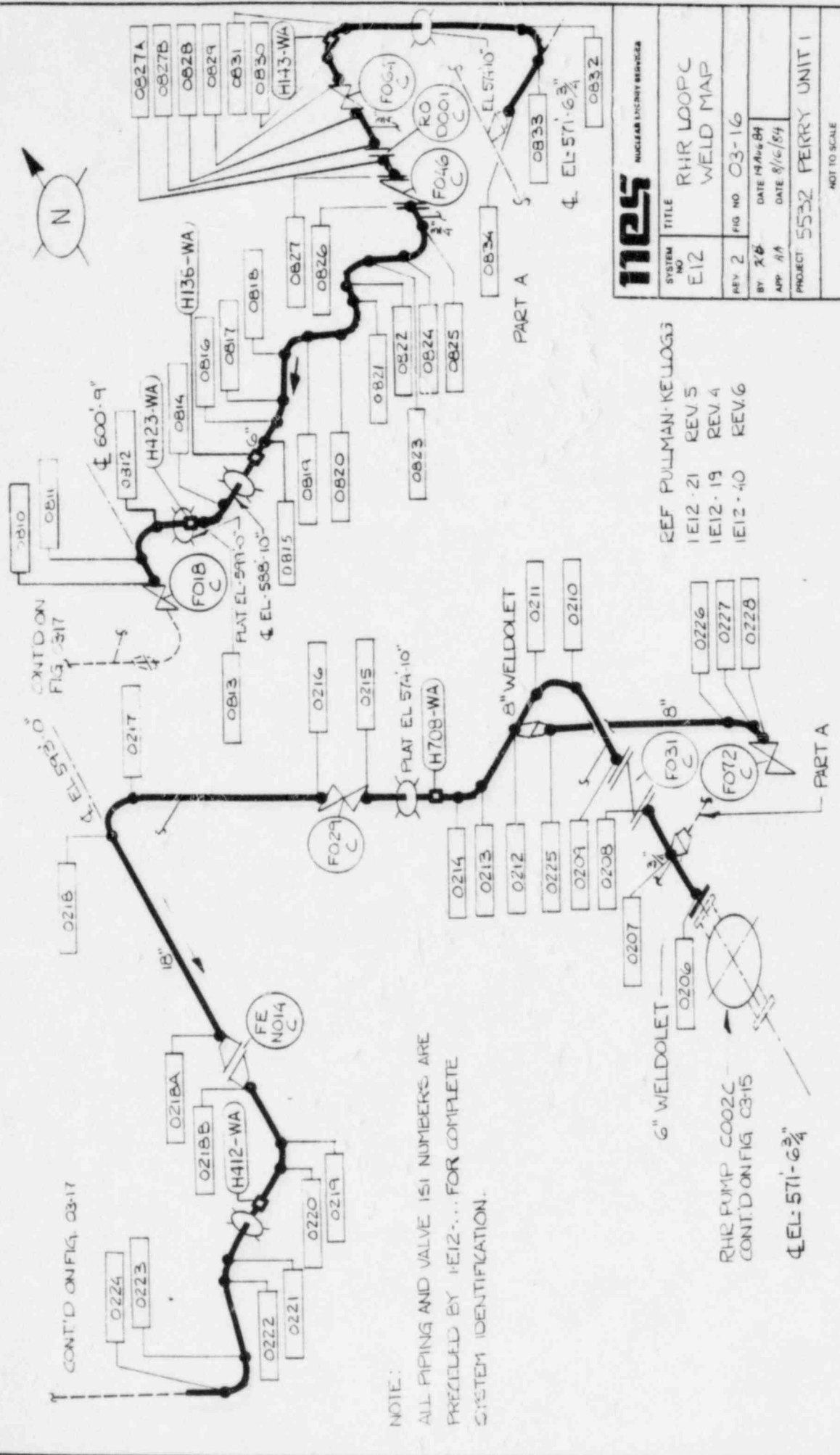
REF PULLMAN KELLOGG
 IEI2-20 REV 7
 IEI2-13 REV 6
 IEI2-5 REV 7
 IP45



NOTE:
 ALL PIPING AND VALVE I.D. NUMBERS ARE
 PRECEDED BY I-E12:... FOR COMPLETE SYSTEM
 IDENTIFICATION.
 INCORPORATE COMMENT LETTERS CEI/NES-44-5532-161

REF PULLMAN-KELLOGG
 1E12-25 REV. 7
 1E12-49 REV. 9
 1E12-19 REV. 4

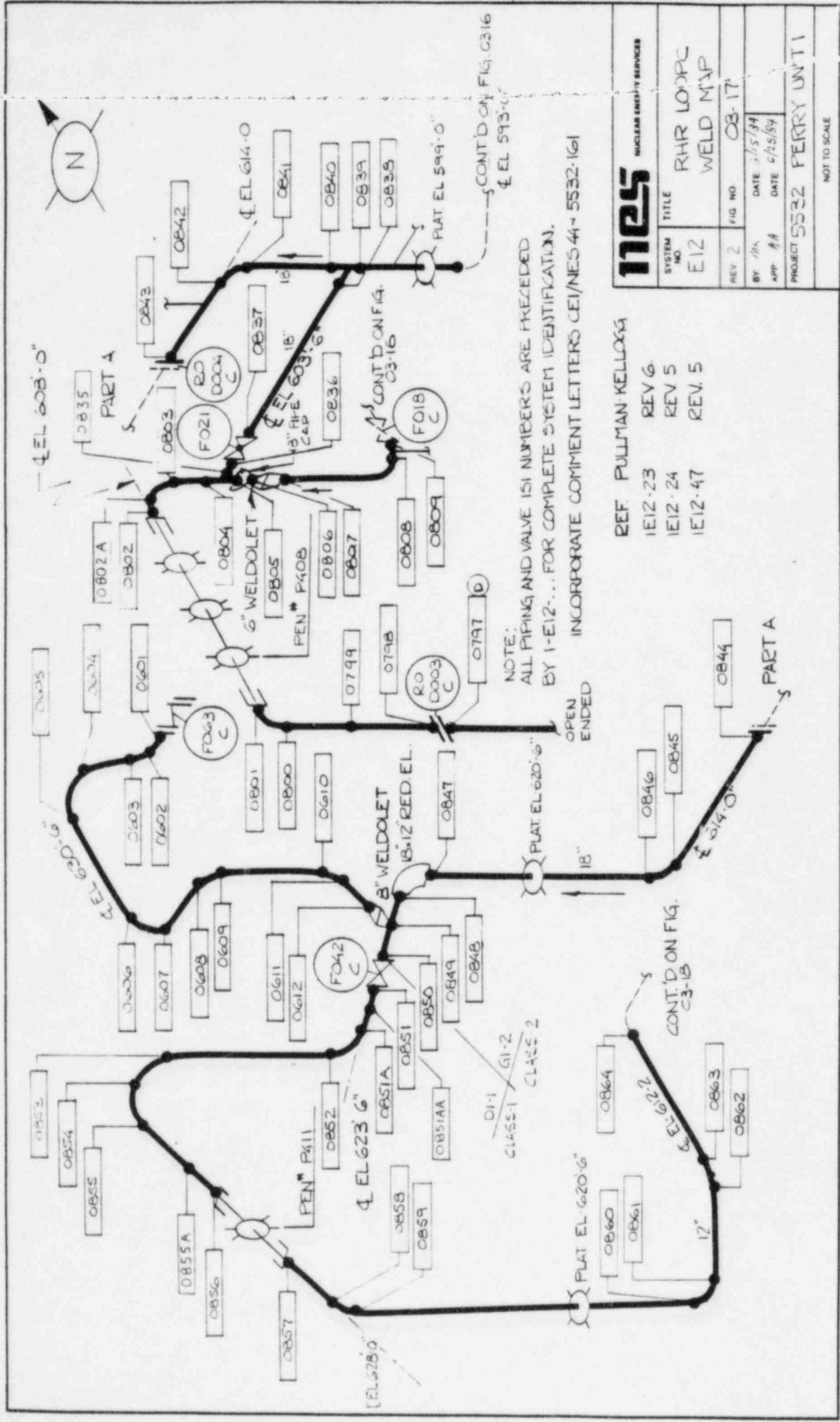
nes NUCLEAR ENERGY SERVICES	
SYSTEM NO E12	TITLE RHR LOOP C WELD MAP
REV 2	FIG NO 03-15
BY KB APP AA	DATE 14 Aug 89 DATE 8/17/89
PROJECT 5532 PERRY UNIT 1	
NOT TO SCALE	



INES NUCLEAR ENERGY SERVICES	
SYSTEM NO.	RHR LOOPC
NO.	WELD MAP
REV. 2	FIG. NO. 03-16
BY: 36	DATE: 12/14/84
APP: AA	DATE: 8/16/84
PROJECT: 5532 FERRY UNIT 1	
NOT TO SCALE	

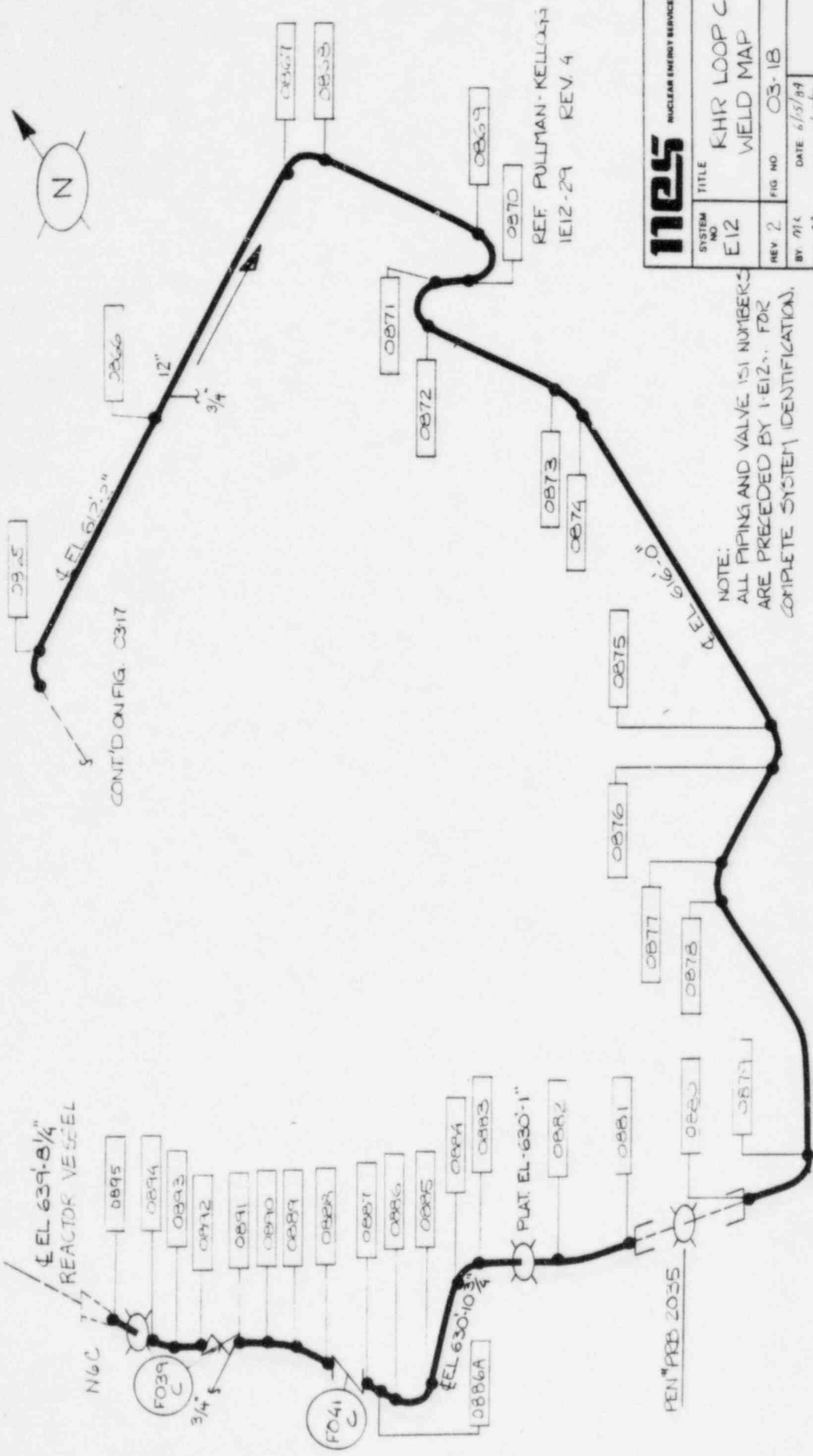
REF PULLMAN-KELLOGG
 IE12-21 REV.5
 IE12-19 REV.4
 IE12-40 REV.6

6" WELDOLET
 RHR PUMP CO02C
 CONT'D ON FIG. 03-15
 4 EL: 571'-6 3/4"



nes NUCLEAR ENERGY SERVICES	
SYSTEM NO.	E12
TITLE	RHR LOOP WELD MAP
REV 2	FIG NO. 08-17
BY: M/A	DATE: 3/15/84
APP: AA	DATE: 5/15/84
PROJECT	5532 FERRY UNIT 1
NOT TO SCALE	

REF. PULLMAN-KELLOXA
 IE12-23 REV 6
 IE12-24 REV 5
 IE12-47 REV 5

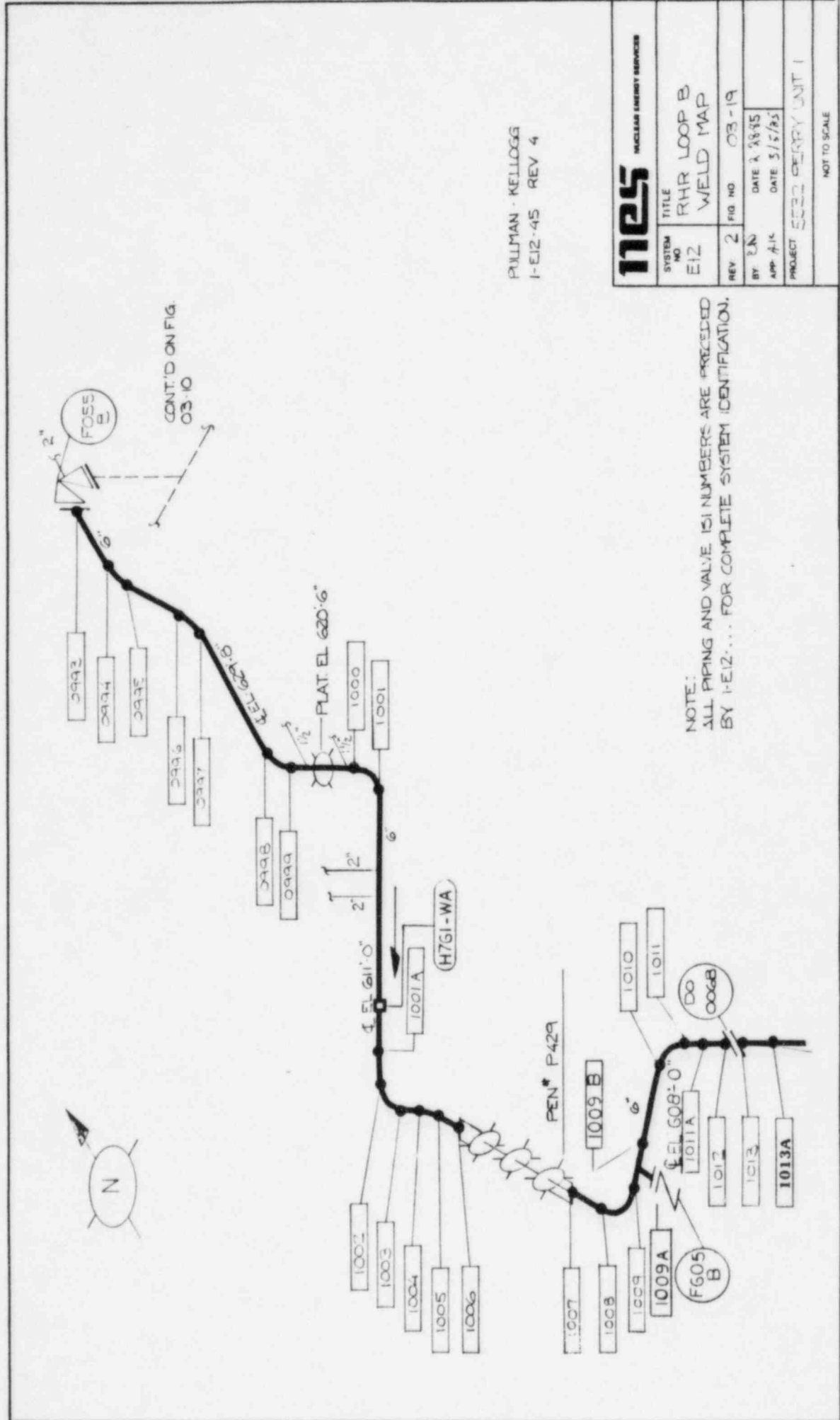


NOTE:
 ALL PIPING AND VALVE ISI NUMBERS
 ARE PRECEDED BY 1-E12.. FOR
 COMPLETE SYSTEM IDENTIFICATION.

INCORPORATE COMMENT LETTERS CE1/NE544 + 5532-161

1125 NUCLEAR ENERGY SERVICES	
SYSTEM NO. E12	TITLE KHR LOOP C WELD MAP
REV 2	FIG NO 03-1B
BY: MLC	DATE 6/15/89
APP: JF	DATE 6/15/89
PROJECT 5532 FERRY UNIT 1	
NOT TO SCALE	

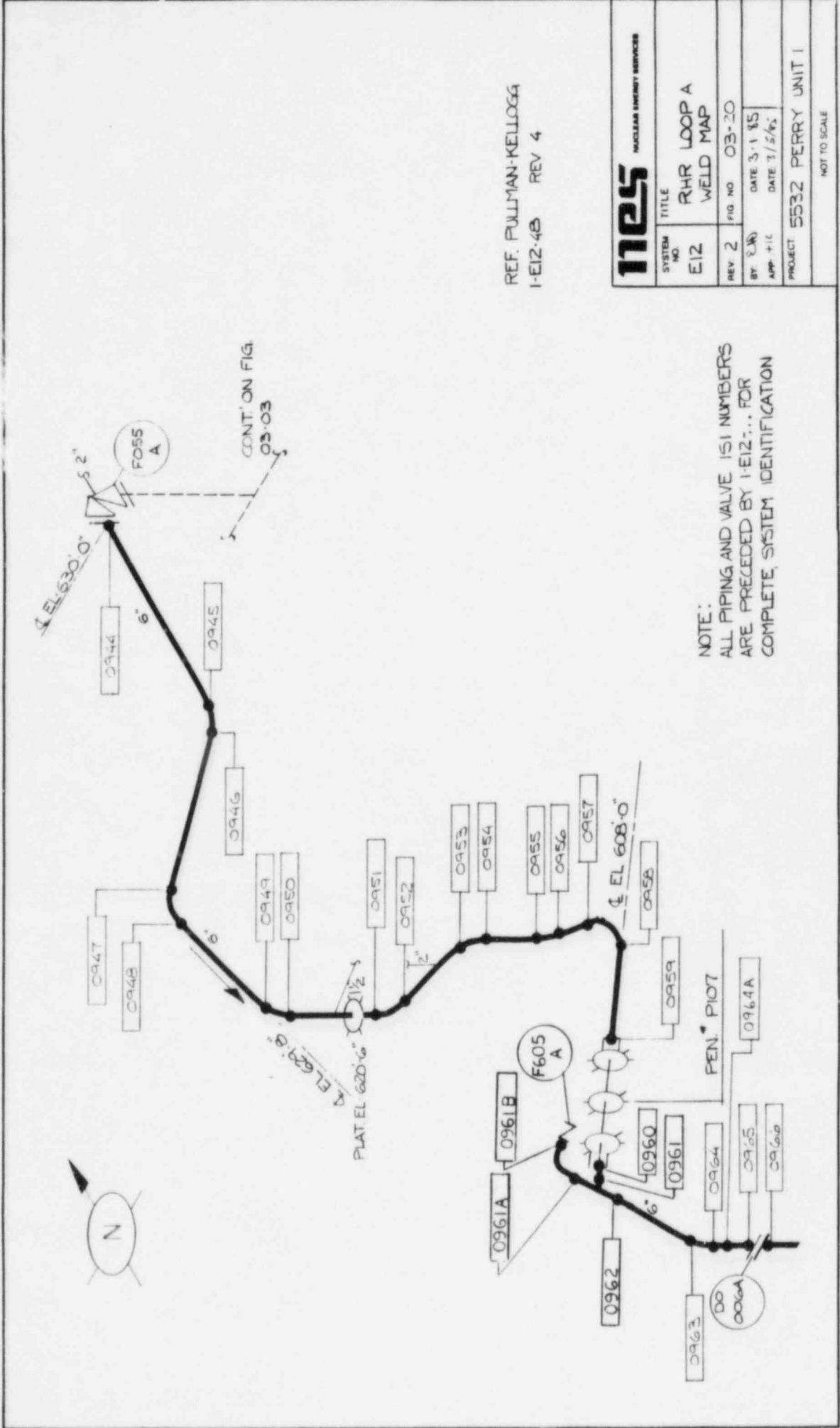
REF PULLMAN-KELLUM
 1E12-29 REV. 4



NOTE:
 ALL PIPING AND VALVE ISI NUMBERS ARE PRECEDED
 BY I-E12... FOR COMPLETE SYSTEM IDENTIFICATION.

PULLMAN - KELLOGG
 I-E12-45 REV 4

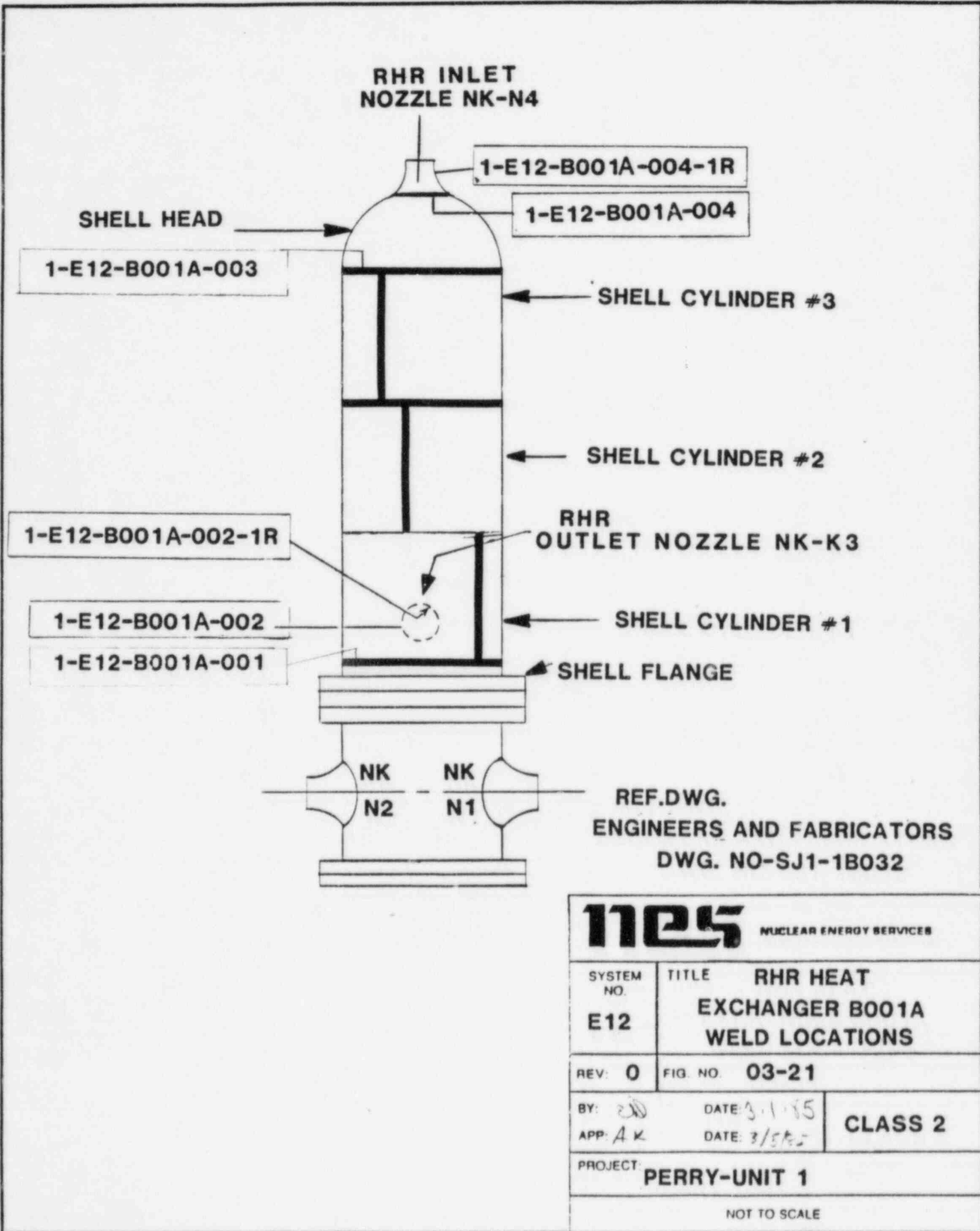
nes NUCLEAR ENERGY SERVICES	
SYSTEM NO E12	TITLE RHR LOOP B WELD MAP
REV 2	FIG NO 03-19
BY LN	DATE 2/8/85
APP JLS	DATE 5/5/85
PROJECT 5002 BERRY UNIT I	
NOT TO SCALE	



NOTE:
 ALL PIPING AND VALVE ISI NUMBERS
 ARE PRECEDED BY 1-E12... FOR
 COMPLETE SYSTEM IDENTIFICATION

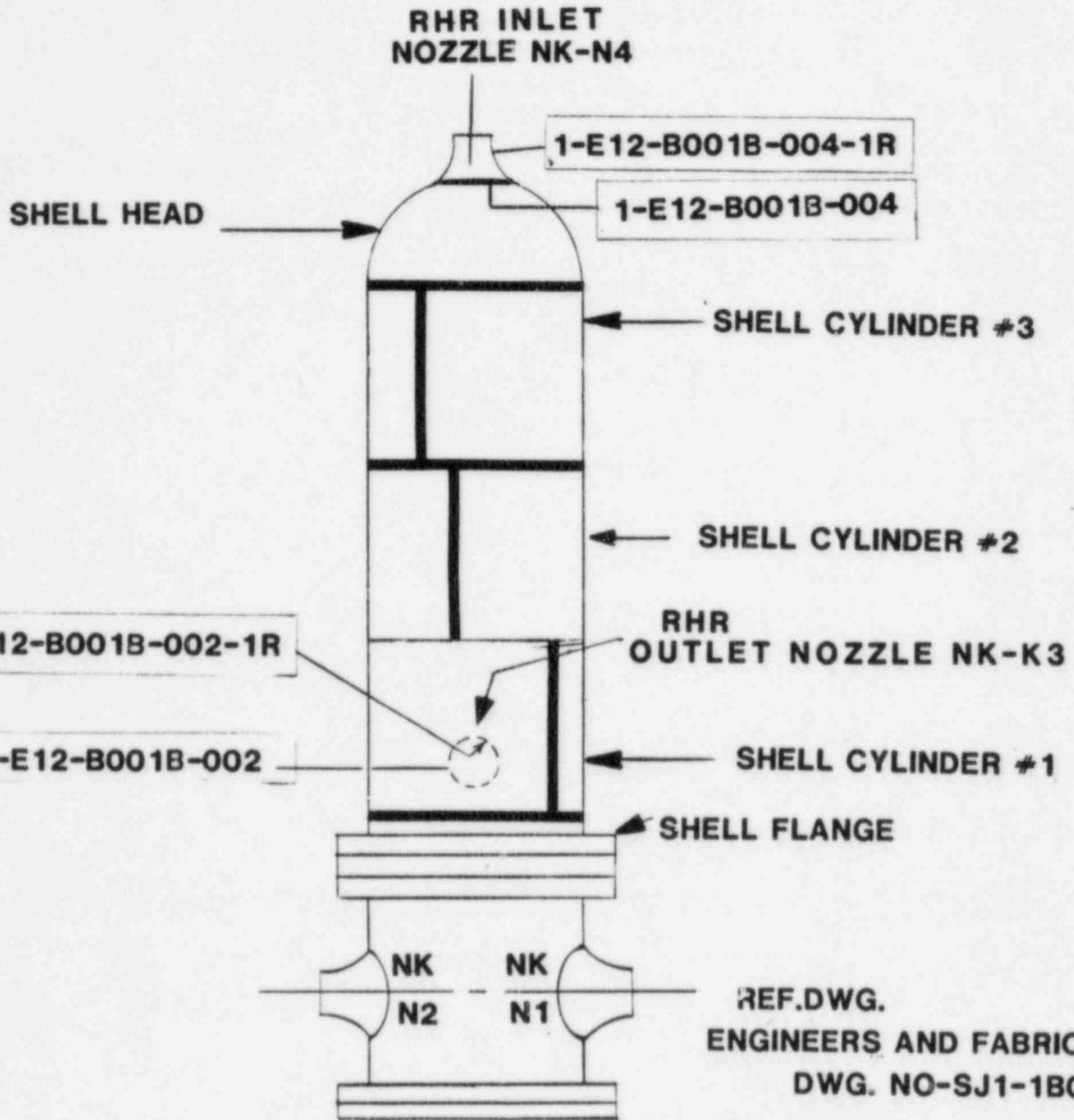
REF. PULLMAN-KELLOGG
 1-E12-4B REV 4

nes NUCLEAR ENERGY SERVICES	
SYSTEM NO. E12	TITLE RHR LOOP A WELD MAP
REV. 2	FIG. NO. 03-20
BY: E.M.	DATE 3/1/85
APP. +IC	DATE 3/5/85
PROJECT: 5532 PERRY UNIT I	
NOT TO SCALE	



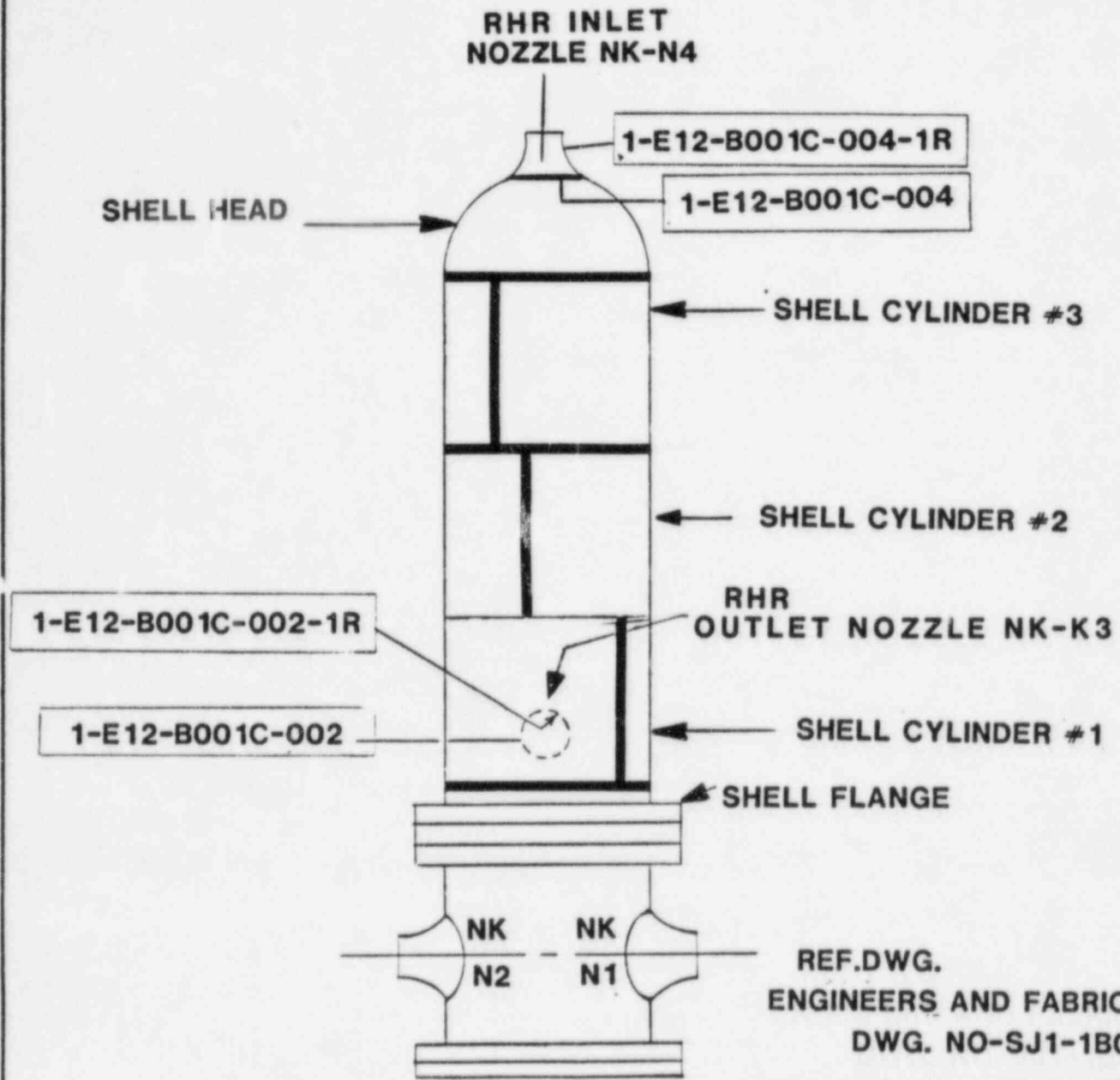
nes NUCLEAR ENERGY SERVICES

SYSTEM NO. E12	TITLE RHR HEAT EXCHANGER B001A WELD LOCATIONS	
REV: 0	FIG. NO. 03-21	
BY: <i>AK</i>	DATE: <i>3/1/85</i>	CLASS 2
APP: <i>AK</i>	DATE: <i>3/5/85</i>	
PROJECT: PERRY-UNIT 1		
NOT TO SCALE		



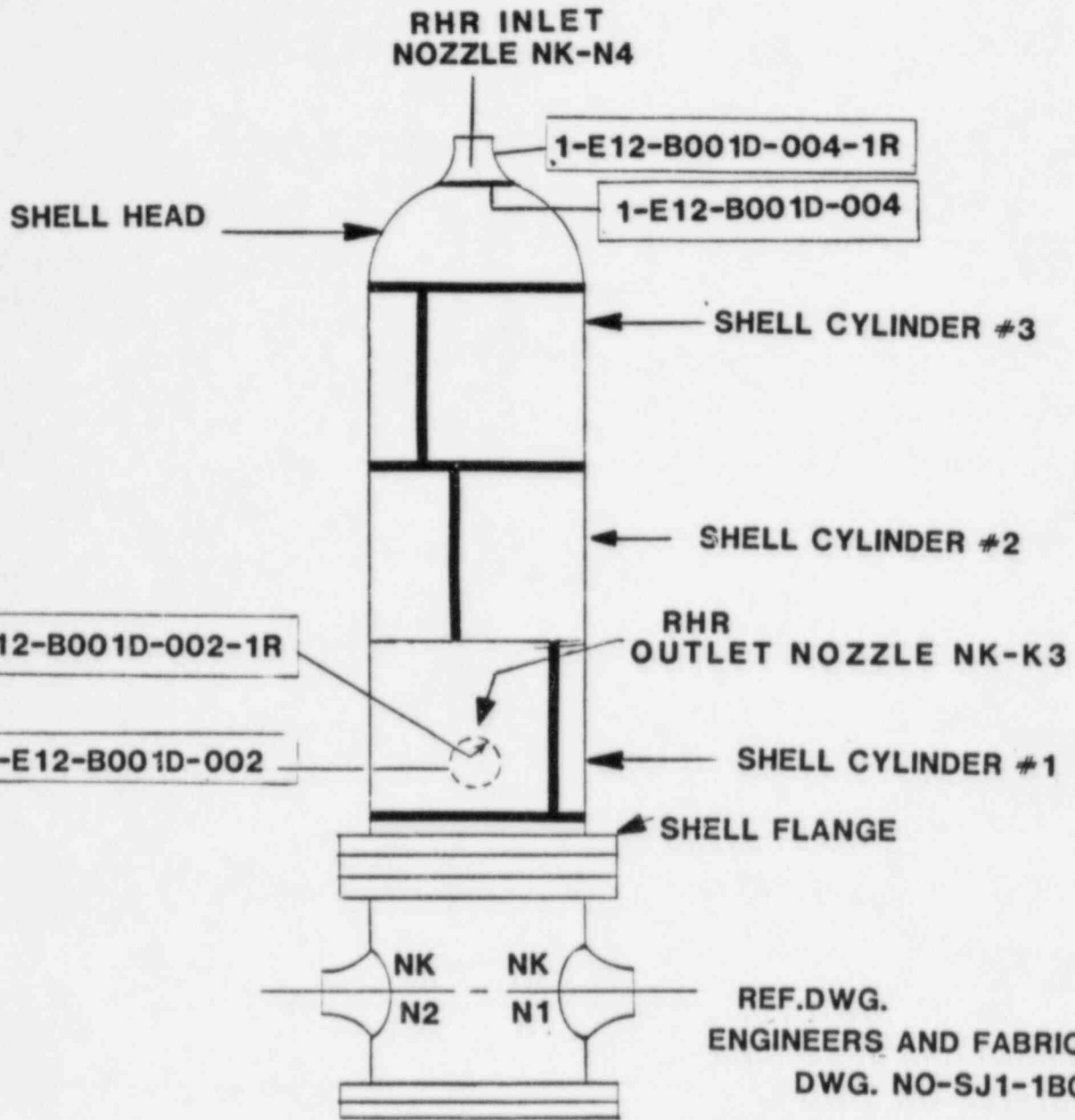
NES NUCLEAR ENERGY SERVICES

SYSTEM NO. E12	TITLE RHR HEAT EXCHANGER B001A WELD LOCATIONS	
REV: 0	FIG. NO. 03-21 A	
BY: <i>EN</i>	DATE: <i>3-1-85</i>	CLASS 2
APP: <i>AK</i>	DATE: <i>3/5/85</i>	
PROJECT: PERRY-UNIT 1		
NOT TO SCALE		



REF.DWG.
ENGINEERS AND FABRICATORS
DWG. NO-SJ1-1B032

nes NUCLEAR ENERGY SERVICES	
SYSTEM NO. E12	TITLE RHR HEAT EXCHANGER B001C WELD LOCATIONS
REV: 0	FIG. NO. 03-21 B
BY: <i>elo</i>	DATE: <i>3/1/85</i>
APP: <i>peh</i>	DATE: <i>3/5/85</i>
PROJECT: PERRY-UNIT 1	CLASS 2
NOT TO SCALE	

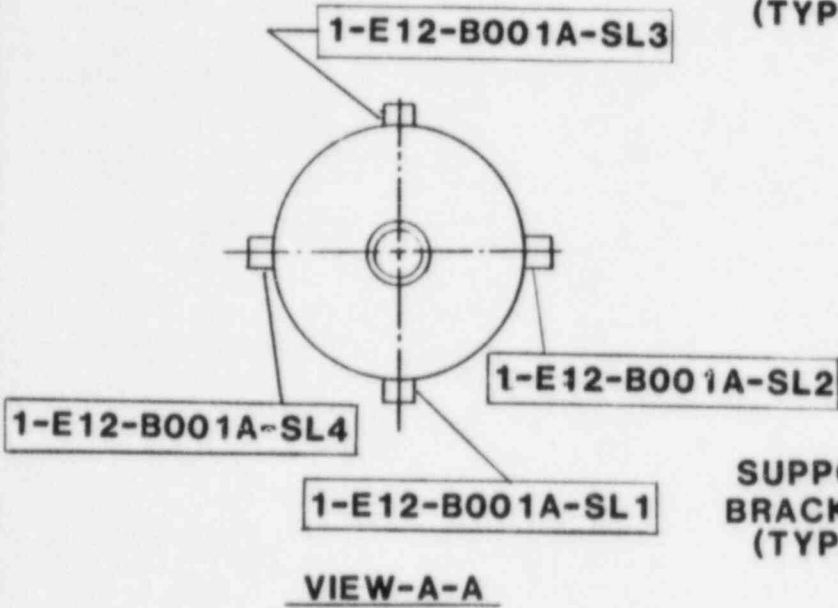


REF.DWG.
 ENGINEERS AND FABRICATORS
 DWG. NO-SJ1-1B032

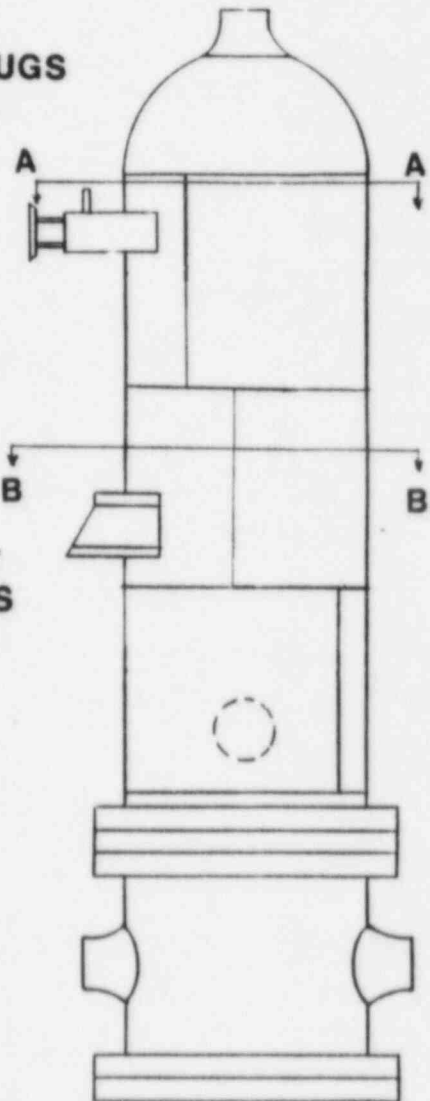
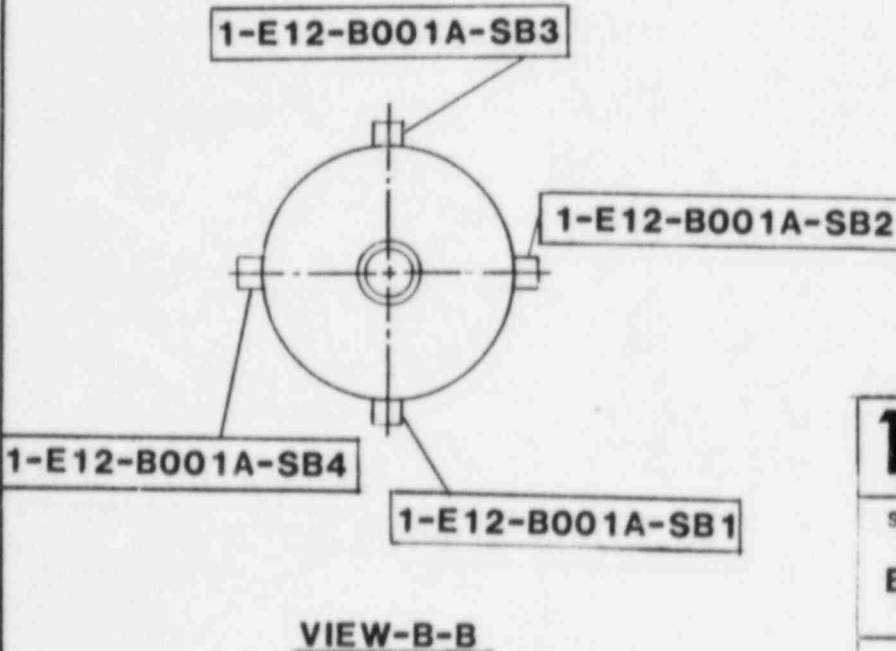


SYSTEM NO. E12	TITLE RHR HEAT EXCHANGER B001 D WELD LOCATIONS	
REV: 0	FIG. NO. 03-21 C	
BY: <i>AK</i>	DATE: <i>3-1-85</i>	CLASS 2
APP: <i>AK</i>	DATE: <i>3/5/85</i>	
PROJECT: PERRY-UNIT 1		
NOT TO SCALE		


**SEISMIC LUGS
(TYP. 4)**



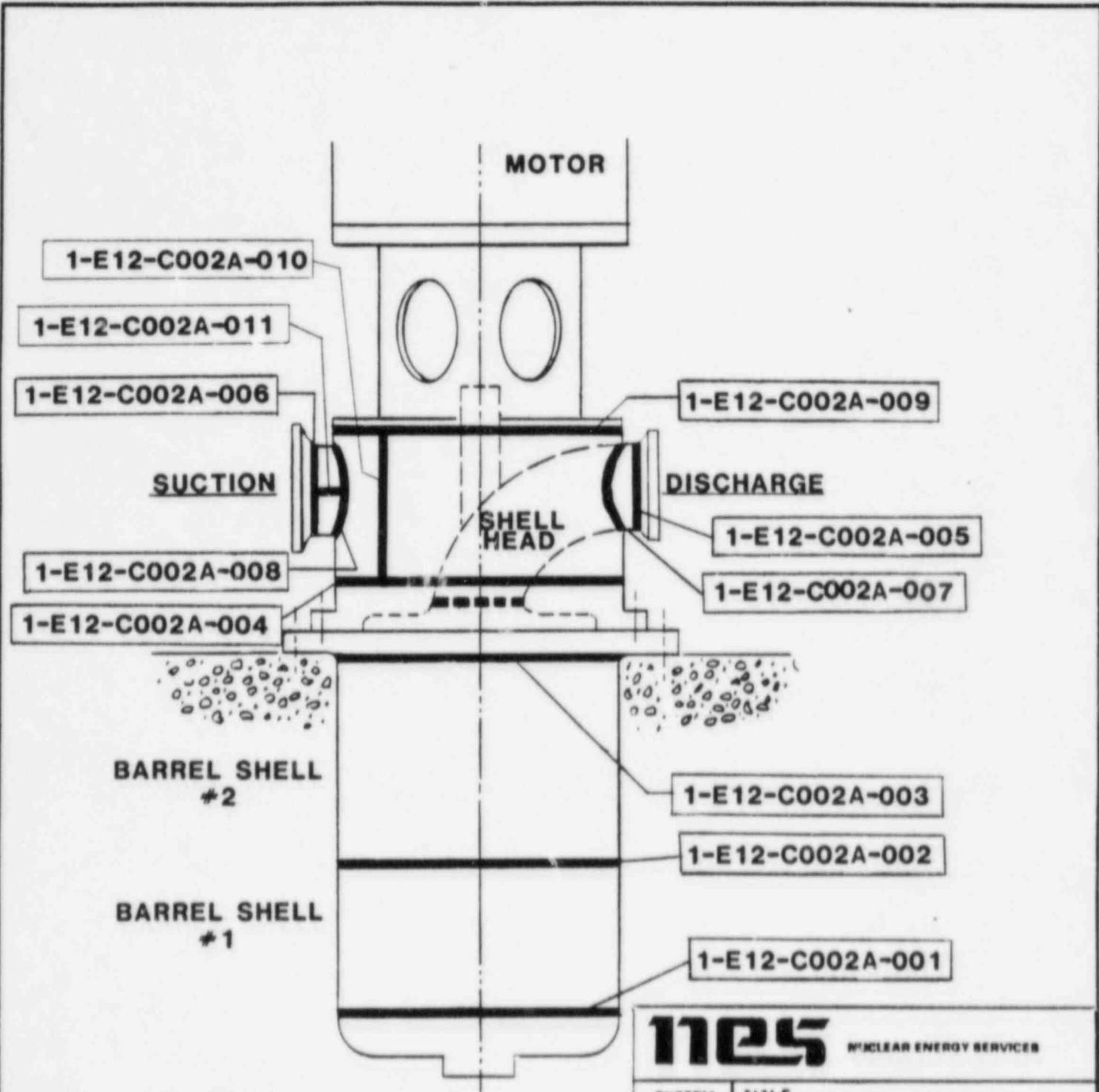
**SUPPORT BRACKETS
(TYP. 4)**



REF. DWG.
ENGINEERS & FABRICATORS
DWG. NO-SJ1-1B032



SYSTEM NO. E12	TITLE RHR HEAT EXCHANGER B001A SUPPORT LOCATIONS	
REV: 0	FIG. NO. 03-22	
BY: <i>VB</i>	DATE: <i>8/17/83</i>	CLASS 2
APP: <i>AA</i>	DATE: <i>10/17/83</i>	
PROJECT: PERRY-UNIT 1		
NOT TO SCALE		



BARREL SHELL #2

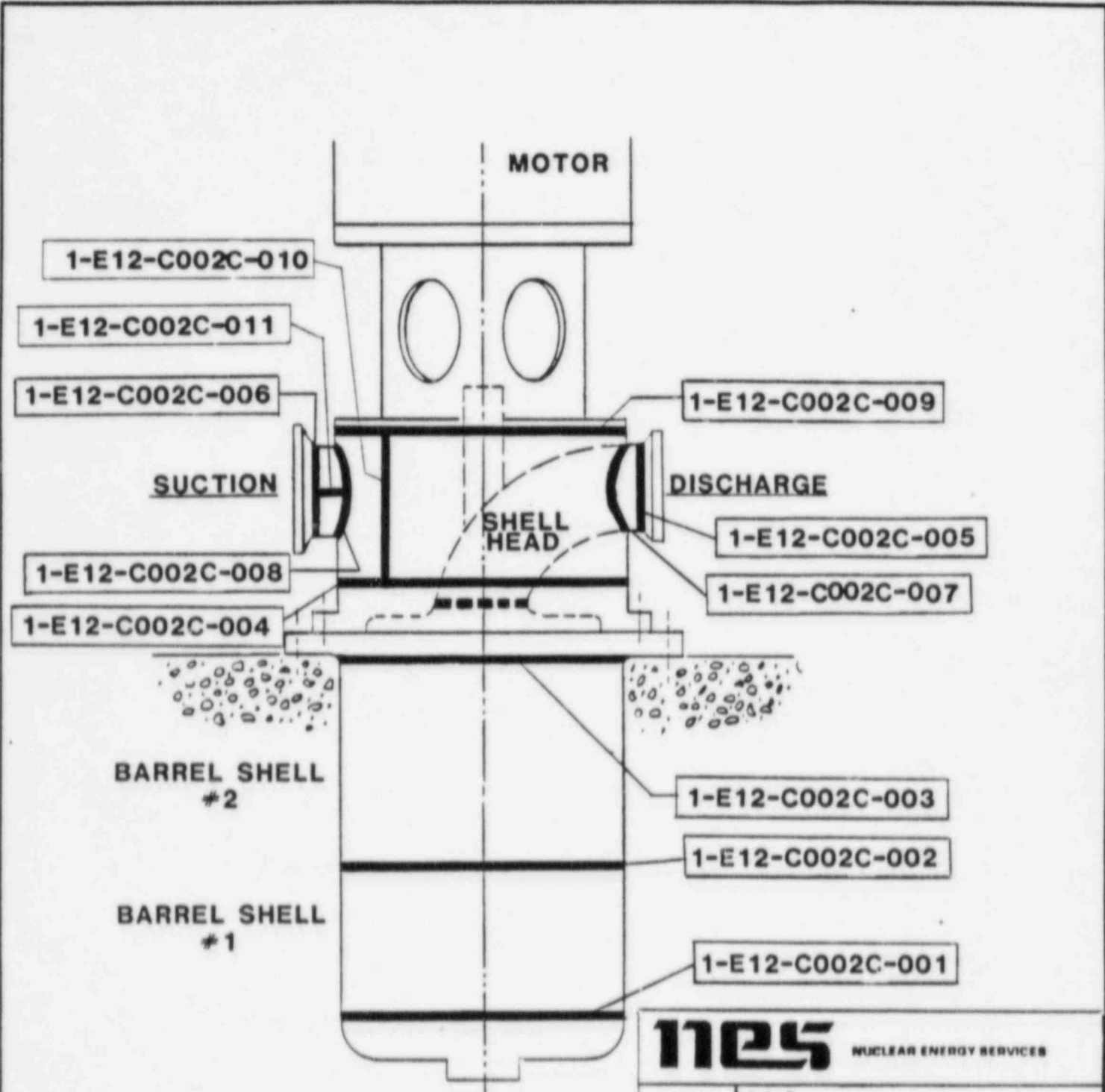
BARREL SHELL #1

REF. DWGS.

BYRON JACKSON PUMP
SECTIONAL DWG.
DWG. NO. 1F-7830/B

GENERAL ELECTRIC CO.
DWG. NO. 105 D 5172/2

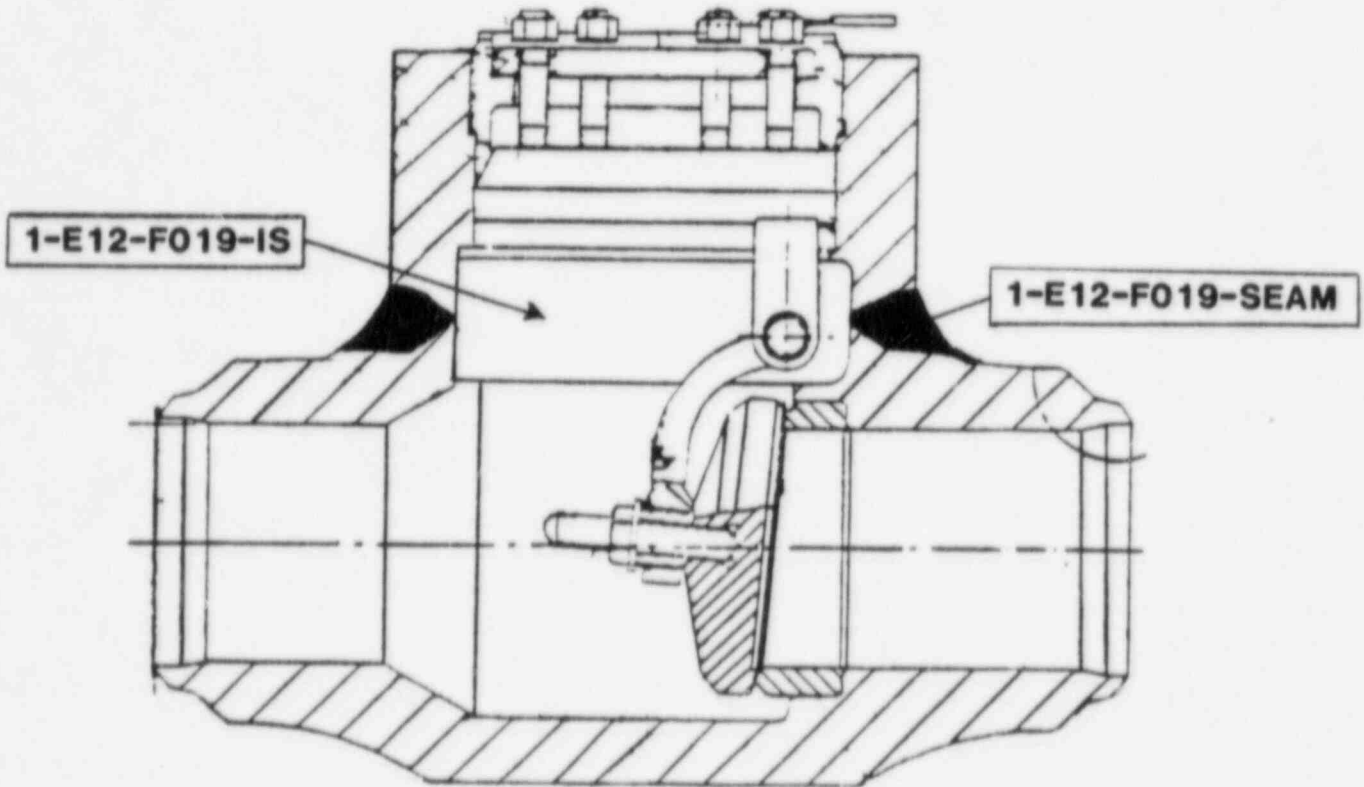
nes NUCLEAR ENERGY SERVICES	
SYSTEM NO. E12	TITLE RHR PUMP C002A SEAM LOCATIONS
REV: 0	FIG. NO. 03-23
BY: <i>VB</i>	DATE: <i>8/17/83</i>
APP: <i>AA</i>	DATE: <i>10/13/85</i>
PROJECT	PERRY UNIT 1
NOT TO SCALE	



REF. DWGS.
 BYRON JACKSON PUMP
 SECTIONAL DWG.
 DWG. NO. 1F-7830/B
 GENERAL ELECTRIC CO.
 DWG. NO. 105 D 5172/2

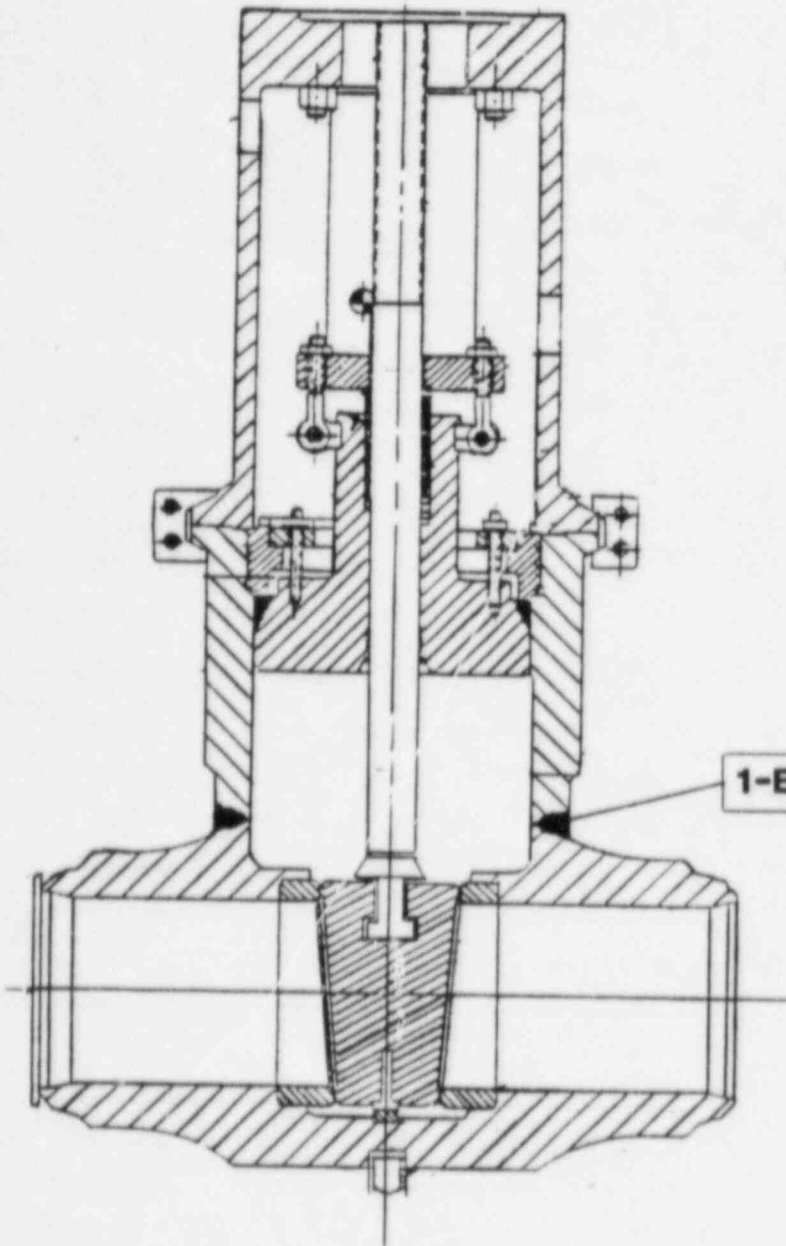
nes NUCLEAR ENERGY SERVICES	
SYSTEM NO E12	TITLE RHR PUMP C002C SEAM LOCATIONS
REV: 0	FIG NO 03-23A
BY: <i>EX</i>	DATE: <i>5/1/85</i>
APP: <i>AK</i>	DATE: <i>3/4/85</i>
PROJECT:	PERRY UNIT 1
NOT TO SCALE	

CLASS 2



REF. DWGS.
 BORG WARNER DWG. NO. 81490
 GAI DWG. NO. 4549-40-331-0-3

NES NUCLEAR ENERGY SERVICES	
SYSTEM NO. E12	TITLE RHR 6" CHECK VALVE F019 SEAM LOCATION
REV: 0	FIG. NO. 03-24
BY: VB	DATE: 8/23/83
APP: AA	DATE: 10/26/83
PROJECT:	PERRY UNIT 1
NOT TO SCALE	



**NOTE: WELD IDENTIFICATION
NUMBERS FOR IDENTICAL
VALVES F042B & F042C ARE:
1-E12-F042B-SEAM
1-E12-F042C-SEAM**

1-E12-F042A-SEAM

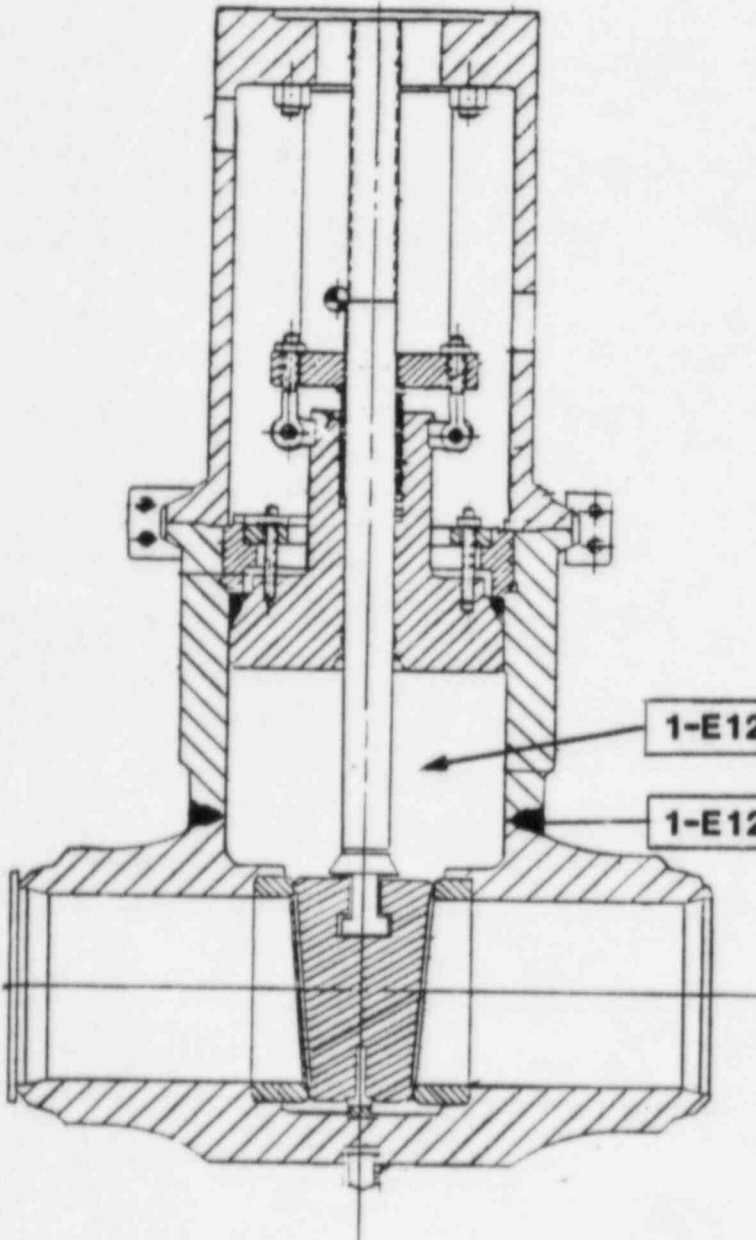
REF. DWGS.

BORG WARNER DWG. NO. 81220-2

GAI DWG. NO. 4549-40-759-1-2

" " 4549-40-758-1-2

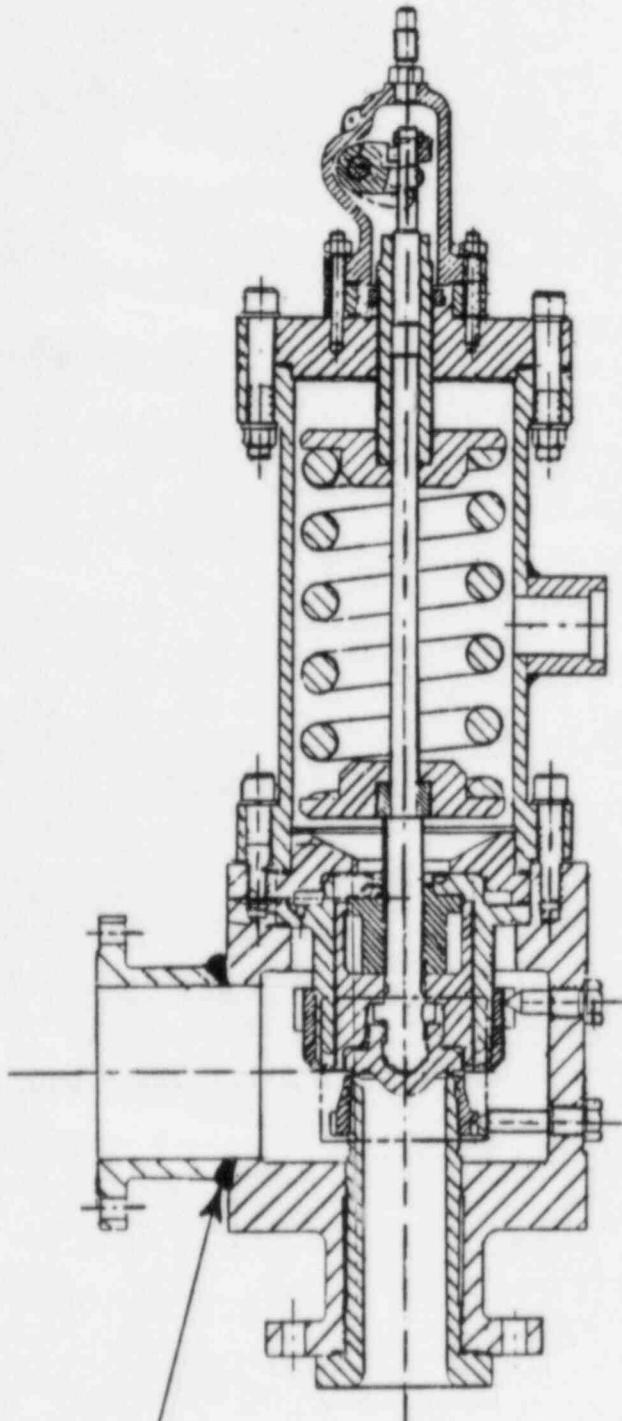
NES NUCLEAR ENERGY SERVICES	
SYSTEM NO. E12	TITLE RHR 12" GATE VALVES F042A,B,C SEAM LOCATION
REV: 0	FIG. NO. 03-25
BY: <i>VB</i>	DATE: <i>8/23/83</i>
APP: <i>LS</i>	DATE: <i>10/07/83</i>
CLASS 1	
PERRY UNIT 1	
NOT TO SCALE	



**NOTE: WELD IDENTIFICATION
NUMBERS FOR IDENTICAL
VALVES F039B & F039C ARE:
1-E12-F039B-SEAM
1-E12-F039C-SEAM**

**REF. DWGS.
BORG WARNER DWG. NO. 81030
GAI DWG. NO. 4549-40-478-1-6
" " 4549-40-732-1-2**

NES NUCLEAR ENERGY SERVICES	
SYSTEM NO E12	TITLE RHR 12° GATE VALVES F039A,B,C SEAM LOCATION
REV: 0	FIG. NO. 03-26
BY: VB	DATE: 8/23/83
APP: AA	DATE: 10/07/83
PROJECT:	PERRY UNIT 1
NOT TO SCALE	



1-E12-FO55A-SEAM

REF. DWG.
TARGET ROCK CORP.
DWG. 4x6REHC1

NES NUCLEAR ENERGY SERVICES	
SYSTEM NO. E12	TITLE RHR 6" SAFETY RELIEF VALVE FO55A
REV: 1	FIG. NO. 03-27
BY: <i>J. J. Luna</i> DATE: <i>8-27-84</i>	CLASS 2
APP: <i>SLM</i> DATE: <i>9/27/84</i>	
PROJECT:	PERRY-UNIT 2
NOT TO SCALE	



PROGRAM PLAN AND SCHEDULE

System: RHR
Document No. 80A4422
Preservice Inspection

5532 - PERRY

By: _____
App: JK / 5/85
Rev. 4 Page 47 of 212

COMPONENT IDENTIFICATION	COMPONENT DESCRIPTION	PROCEDURE NUMBER	CALIBRATION BLOCK (If applicable)	CODE CATEGORY	CODE EXAM METHOD	ZONE NO.	REMARKS
PIPING WELDS LOOP A							
Ref. Dwg. No. 03-01							
1-E12-0023	18" Valve F006A to Pipe	80A0186	PY-18-40-CS	C-F	UT	XIII	
		80A0183	N/A		PT		
1-E12-0022	18" Pipe to Elbow	80A0186	PY-18-40-CS	C-F	UT	XIII	
		80A0183	N/A		PT		
1-E12-0021	18" Elbow to Pipe	80A0186	PY-18-40-CS	C-F	UT	XIII	
		80A0183	N/A		PT		
1-E12-0020	18" Pipe to Elbow	80A0186	PY-18-40-CS	C-F	UT	XII	
		80A0183	N/A		PT		
1-E12-0019	18" Elbow to Pipe	80A0186	PY-18-40-CS	C-F	UT	XII	
		80A0183	N/A		PT		
1-E12-0018	18" Pipe to 20" x 18" Reducer	80A0186	PY-18-40-CS	C-F	UT	XII	
		80A0183	N/A		PT		
1-E12-0017-A	20" x 18" Reducer to 20" Pipe	80A0186	PY-20-40-CS	C-F	UT	XII	
		80A0183	N/A		PT		
1-E12-0017	20" Pipe to 20" x 20" x 20" Tee	80A0186	PY-20-40-CS	C-F	UT	XII	
		80A0183	N/A		PT		



PROGRAM PLAN AND SCHEDULE

System: RHR
Document No. 80A4422
Preservice Inspection

5532 - PERRY

By:
App: A14 / 1 3/85
Rev. 4 Page 48 of 212

COMPONENT IDENTIFICATION	COMPONENT DESCRIPTION	PROCEDURE NUMBER	CALIBRATION BLOCK (If applicable)	CODE CATEGORY	CODE EXAM METHOD	ZONE NO.	REMARKS
PIPING WELDS LOOP A							
Ref. Dwg. No. 03-01							
1-E12-0049	20" Tee to Pipe	80A0186	PY-20-40- CS	C-F	UT	XII	
		80A0183	N/A		PT		
1-E12-0050	20" Pipe to 20" x 20" x 18" Tee	80A0186	PY-20-40- CS	C-F	UT	XII	
		80A0183	N/A		PT		
1-E12-0071	20" Tee to Pipe	80A0186	PY-20-40- CS	C-F	UT	XII	
		80A0183	N/A		PT		
1-E12-0072	20" Pipe to 20" x 18" Reducing Elbow	80A0186	PY-20-40- CS	C-F	UT	XII	
		80A0183	N/A		PT		
1-E12-0073	20" x 18" Reducing Elbow to 18" Pipe	80A0186	PY-18-40- CS	C-F	UT	XII	
		80A0183	N/A		PT		
1-E12-0074	18" Pipe to Elbow	80A0186	PY-18-40- CS	C-F	UT	XIII	
		80A0183	N/A		PT		
1-E12-0075	18" Elbow to Pipe	80A0186	PY-18-40- CS	C-F	UT	XIII	
		80A0183	N/A		PT		
1-E12-0076	18" Pipe to Valve F006B	80A0186	PY-18-40- CS	C-F	UT	XIII	
		80A0183	N/A		PT		



PROGRAM PLAN AND SCHEDULE

System: RHR
Document No. 80A4422
Preservice Inspection

5532 - PERRY

By: _____ / _____
App: AK / 3/85
Rev. 4 Page 49 of 212

COMPONENT IDENTIFICATION	COMPONENT DESCRIPTION	PROCEDURE NUMBER	CALIBRATION BLOCK (If applicable)	CODE CATEGORY	CODE EXAM METHOD	ZONE NO.	REMARKS
PIPING WELDS LOOP A							
Ref. Dwg. No. 03-01							
1-E12-0098	20" x 20" x 18" Tee to Pipe	80A0186	PY-18-40- CS	C-F	UT	XII	
		80A0183	N/A		PT		
1-E12-0051	18" Pipe to Elbow	80A0186	PY-18-40- CS	C-F	UT	XIII	
		80A0183	N/A		PT		
1-E12-0052	18" Elbow to Pipe	80A0186	PY-18-40- CS	C-F	UT	XIII	
		80A0183	N/A		PT		
1-E12-0053	18" Pipe to Elbow	80A0186	PY-18-40- CS	C-F	UT	XIII	
		80A0183	N/A		PT		
1-E12-0054	18" Elbow to Pipe	80A0186	PY-18-40- CS	C-F	UT	XIII	
		80A0183	N/A		PT		
1-E12-0055	18" Pipe to Valve F067	80A0186	PY-18-40- CS	C-F	UT	XIII	
		80A0183	N/A		PT		
1-E12-0016	20" x 20" x 20" Tee to Pipe Bend	80A0186	PY-20-40- CS	C-F	UT	XII	
		80A0183	N/A		PT		
1-E12-0014	20" Pipe Bend to 20" x 8" Weldolet	80A0183	N/A	C-F	PT	XII	




PROGRAM PLAN AND SCHEDULE

System: RHR
Document No. 80A4422
Preservice Inspection

5532 - PERRY

By: AK
App: 1/3/85
Rev. 4 Page 50 of 212

COMPONENT IDENTIFICATION	COMPONENT DESCRIPTION	PROCEDURE NUMBER	CALIBRATION BLOCK (If applicable)	CODE CATEGORY	CODE EXAM METHOD	ZONE NO.	REMARKS
PIPING WELDS LOOP A							
Ref. Dwg. No. 03-01							
1-E12-0013	20" Pipe Bend to Valve F008	80A0186	PY-20-80- CS	C-F	UT	XII	
		80A0183	N/A		PT		
1-E12-0012	20" Valve F008 to Pipe	80A0186	PY-20-80- CS	B-J	UT	XII	
		80A0183	N/A		PT		
1-E12-0011	20" Pipe to Penetration P421 Process Pipe	80A0186	PY-20-80- CS	B-J	UT	XII	
		80A0183	N/A		PT		
1-E12-0010	20" Penetration P421 Process Pipe to Pipe	80A0186	PY-20-80- CS	B-J	UT	II	
		80A0183	N/A		PT		
1-E12-0009	20" Pipe to Elbow	80A0186	PY-20-80- CS	B-J	UT	II	
		80A0183	N/A		PT		
1-E12-0008	20" Elbow to Pipe	80A0186	PY-20-80- CS	B-J	UT	II	
		80A0183	N/A		PT		
1-E12-0007	20" Pipe to Valve F009	80A0186	PY-20-80- CS	B-J	UT	II	
		80A0183	N/A		PT		
1-E12-0006	20" Valve F009 to Pipe	80A0186	PY-20-80- CS	B-J	UT	II	
		80A0183	N/A		PT		



PROGRAM PLAN AND SCHEDULE

System: RHR
Document No. 80A4422
Preservice Inspection

5532 - PERRY

By: _____
App: AK / 1/3/85
Rev. 4 Page 51 of 212

COMPONENT IDENTIFICATION	COMPONENT DESCRIPTION	PROCEDURE NUMBER	CALIBRATION BLOCK (if applicable)	CODE CATEGORY	CODE EXAM METHOD	ZONE NO.	REMARKS	
PIPING WELDS LOOP A Ref. Dwg. No. 03-01								
1-E12-0005	20" Pipe to Valve F010	80A0186	PY-20-80-CS	B-J	UT	II		
		80A0183	N/A		PT			
1-E12-0004	20" Valve F010 to Pipe	80A0186	PY-20-80-CS	B-J	UT	II		
		80A0183	N/A		PT			
1-E12-0003	20" Pipe to Elbow	80A0186	PY-20-80-CS	B-J	UT	I		
		80A0183	N/A		PT			
1-E12-0002	20" Elbow to Pipe	80A0186	PY-20-80-CS	B-J	UT	I		
		80A0183	N/A		PT			
1-E12-0001A	20" C.S. Pipe to 20" S.S. Pipe Bimetallic Recirc. Intertie	80A0186	PY-20-80-CS	B-F	UT	I	Carbon Side	
		80A0187	PY-20-XXI-SS-F					Stainless Side
		80A0183	N/A		PT			
1-E12-0001	22" x 22" x 20" Tee to 20" Pipe	80A0187	PY-20-XXI-SS-F	B-J	UT	I	⚠	
		80A0183	N/A		PT			
1-E12-0015	20" x 8" Weldolet to 8" Pipe	80A0183	N/A	C-F	PT	XII		
1-E12-0796	8" Pipe to Elbow	80A0183	N/A	C-F	PT	XII		



PROGRAM PLAN AND SCHEDULE

System: RHR
Document No. 80A4422
Preservice Inspection

5532 - PERRY

By: AK
App: 1/3/85
Rev. # 1 Page 53 of 212

COMPONENT IDENTIFICATION	COMPONENT DESCRIPTION	PROCEDURE NUMBER	CALIBRATION BLOCK (if applicable)	CODE CATEGORY	CODE EXAM METHOD	ZONE NO.	REMARKS
PIPING WELDS LOOP A Ref. Dwg. No. 03-01							
I-E12-0786	8" Pipe to Elbow	80A0183	N/A	C-F	PT	XI	
I-E12-0785	8" Elbow to Pipe	80A0183	N/A	C-F	PT	XI	
I-E12-0784	8" Pipe to Elbow	80A0183	N/A	C-F	PT	XI	
I-E12-0783	8" Elbow to Pipe	80A0183	N/A	C-F	PT	XI	
I-E12-0782	8" Pipe to Elbow	80A0183	N/A	C-F	PT	XI	
I-E12-0781	8" Elbow to Pipe	80A0183	N/A	C-F	PT	XI	
I-E12-0780	8" Pipe to Flanged Valve F020	80A0183	N/A	C-F	PT	XI	



PROGRAM PLAN AND SCHEDULE

5532 - PERRY

System: RHR
Document No. 80A4422
Preservice Inspection

By: _____
App: AK / 3/85
Rev. # _____ Page 54 of 212

COMPONENT IDENTIFICATION	COMPONENT DESCRIPTION	PROCEDURE NUMBER	CALIBRATION BLOCK (if applicable)	CODE CATEGORY	CODE EXAM METHOD	ZONE NO.	REMARKS
WELDED ATTACHMENTS Ref. Dwg. No. 03-01							
I-E12-H100-WA	Pipe Welded Attachment	80A0183	N/A	B-K-1	PT	II	
I-E12-H731-WA	Pipe Welded Attachment	80A0183	N/A	C-E	PT	XII	
I-E12-H400-WA	Pipe Welded Attachment	80A0183	N/A	C-E	PT	XI	
I-E12-H322-WA	Pipe Welded Attachment	80A0183	N/A	C-E	PT	XII	
I-E12-H401-WA	Pipe Welded Attachment	80A0183	N/A	C-E	PT	XIII	
I-E12-H173-WA	Pipe Welded Attachment	80A0183	N/A	C-E	PT	XIII	




PROGRAM PLAN AND SCHEDULE

System: RHR
Document No. 80A4422
Preservice Inspection

5532 - PERRY

By:
App: ALC / 1
Rev. 4 3/85
Page 55 of 212

COMPONENT IDENTIFICATION	COMPONENT DESCRIPTION	PROCEDURE NUMBER	CALIBRATION BLOCK (if applicable)	CODE CATEGORY	CODE EXAM METHOD	ZONE NO.	REMARKS
PIPING WELDS LOOP A							
Ref. Dwg. No. 03-02							
I-E12-0048-A	24" Flange (Suction Strainer E001A) to Penetration P102 Process Pipe	80A0183	N/A	C-F	PT	XVII	
I-E12-0048	24" Penetration P102 Process Pipe to Elbow	80A0183	N/A	C-F	PT	XIII	
I-E12-0047	24" Elbow to Pipe	80A0183	N/A	C-F	PT	XIII	
I-E12-0046	24" Pipe to Valve F004A	80A0183	N/A	C-F	PT	XIII	
I-E12-0045	24" Valve F004A to Pipe	80A0186	PY-24-40-CS	C-F	UT	XIII	
		80A0183	N/A		PT		
I-E12-0044	24" Pipe to Elbow	80A0186	PY-24-40-CS	C-F	UT	XIII	
		80A0183	N/A		PT		
I-E12-0043	24" Elbow to Pipe	80A0186	PY-24-40-CS	C-F	UT	XIII	
		80A0183	N/A		PT		
I-E12-0042	24" Pipe to Elbow	80A0186	PY-24-40-CS	C-F	UT	XIV	
		80A0183	N/A		PT		



PROGRAM PLAN AND SCHEDULE

System: RHR
Document No. 80A4422
Preservice Inspection

5532 - PERRY

By: AKL
App: 1/3/85
Rev. 4 Page 56 of 212

COMPONENT IDENTIFICATION	COMPONENT DESCRIPTION	PROCEDURE NUMBER	CALIBRATION BLOCK (if applicable)	CODE CATEGORY	CODE EXAM METHOD	ZONE NO.	REMARKS
PIPING WELDS LOOP A							
Ref. Dwg. No. 03-02							
1-E12-0041	24" Elbow to Pipe	80A0186	PY-24-40- CS	C-F	UT	XIV	
		80A0183	N/A		PT		
1-E12-0040	24" Pipe to 24" x 24" x 16" Tee	80A0186	PY-24-40- CS	C-F	UT	XIV	
		80A0183	N/A		PT		
1-E12-0039	24" x 24" x 16" Tee to 16" Pipe	80A0183	N/A	C-F	PT	XIV	
1-E12-0039A	16" Pipe to Flange, LPCS Intertie	80A0183	N/A	C-F	PT	XIV	
1-E12-0038	24" x 24" x 16" Tee to 24" Pipe	80A0186	PY-24-40 CS	C-F	UT	XIV	
		80A0183	N/A		PT		
1-E12-0037	24" Pipe to Elbow	80A0186	PY-24-40- CS	C-F	UT	XIV	
		80A0183	N/A		PT		
1-E12-0036	24" Elbow to Elbow	80A0186	PY-24-XX1- CS-F	C-F	UT	XIV	
		80A0183	N/A		PT		
1-E12-0035	24" Elbow to Pipe	80A0186	PY-24-40- CS	C-F	UT	XIV	
		80A0183	N/A		PT		



PROGRAM PLAN AND SCHEDULE

System: RHR
Document No. 80A4422
Preservice Inspection

5532 - PERRY

By: /
App: AL 1 3/55
Rev. 4 Page 59 of 212

COMPONENT IDENTIFICATION	COMPONENT DESCRIPTION	PROCEDURE NUMBER	CALIBRATION BLOCK (If applicable)	CODE CATEGORY	CODE EXAM METHOD	ZONE NO.	REMARKS
PIPING WELDS LOOP A Ref. Dwg. No. 03-02							
1-E12-0030	24" x 24" x 18" Tee to 24" Pipe	80A0186	PY-24-40- CS	C-F	UT	XIV	
		80A0183	N/A		PT		
1-E12-0110	24" Pipe to 24" x 8" Weldolet	80A0183	N/A	C-F	PT	XIV	
1-E12-0307	24" x 8" Weldolet to 8" Pipe	80A0183	N/A	C-F	PT	XIV	
1-E12-0306	8" Pipe to Elbow	80A0183	N/A	C-F	PT	XIV	
1-E12-0305	8" Elbow to Pipe	80A0183	N/A	C-F	PT	XIV	
1-E12-0304	8" Pipe to Elbow	80A0183	N/A	C-F	PT	XIV	
1-E12-0303	8" Elbow to Pipe	80A0183	N/A	C-F	PT	XIV	
1-E12-0302	8" Pipe to Valve F071A	80A0183	N/A	C-F	PT	XIV	



PROGRAM PLAN AND SCHEDULE

System: RHR
Document No. 80A4422
Preservice Inspection

5532 - PERRY

By: _____
App: ATK / 13/85
Rev. 4 Page 60 of 212

COMPONENT IDENTIFICATION	COMPONENT DESCRIPTION	PROCEDURE NUMBER	CALIBRATION BLOCK (If applicable)	CODE CATEGORY	CODE EXAM METHOD	ZONE NO	REMARKS
PIPING WELDS LOOP A							
Ref. Dwg. No. 03-02							
1-E12-0108	24" Pipe to Flange (Temporary Strainer D005A)	80A0186	PY-24-40- CS	C-F	UT	XIV	
		80A0183	N/A		PT		
1-E12-0108-A	24" Flange to Pipe, (Temporary Strainer D005A)	80A0186	PY-24-40- CS	C-F	UT	XIV	
		80A0183	N/A		PT		
1-E12-0108-B	24" Pipe to Flange, (Temporary Strainer D005A)	80A0186	PY-24-40- CS	C-F	UT	XIV	
		80A0183	N/A		PT		
1-E12-0109	24" Flange to Pipe (Temporary Strainer D005A)	80A0186	PY-24-40- CS	C-F	UT	XIV	
		80A0183	N/A		PT		
1-E12-0107	24" Pipe to 24" x 8" Weldolet	80A0183	N/A	C-F	PT	XIV	
1-E12-0106	24" x 8" Weldolet to 8" Pipe Cap	80A0183	N/A	C-F	PT	XIV	
1-E12-0031	24" Pipe to Elbow	80A0186	PY-24-40- CS	C-F	UT	XIV	
		80A0183	N/A		PT		
1-E12-0032	24" Elbow to Pipe	80A0186	PY-24-40- CS	C-F	UT	XIV	
		80A0183	N/A		PT		



PROGRAM PLAN AND SCHEDULE

System: RHR
Document No. 80A4422
Preservice Inspection

5532 - PERRY

By: ALZ
App: 1/3/85
Rev. 4 Page 61 of 212

COMPONENT IDENTIFICATION	COMPONENT DESCRIPTION	PROCEDURE NUMBER	CALIBRATION BLOCK (If applicable)	CODE CATEGORY	CODE EXAM METHOD	ZONE NO.	REMARKS
PIPING WELDS LOOP A Ref. Dwg. No. 03-02							
1-E12-0033	24" Pipe to Flange	80A0186	PY-24-40- CS	C-F	UT	XIV	
		80A0183	N/A		PT		



PROGRAM PLAN AND SCHEDULE

System: RHR
Document No. 80A4422
Preservice Inspection

5532 - PERRY

By: _____
App: ATL / 13/85
Rev. 4 Page 62 of 212

COMPONENT IDENTIFICATION	COMPONENT DESCRIPTION	PROCEDURE NUMBER	CALIBRATION BLOCK (If applicable)	CODE CATEGORY	CODE EXAM METHOD	ZONE NO.	REMARKS
WELDED ATTACHMENTS Ref. Dwg. No. 03-02							
1-E12-H290-WA	Pipe Welded Attachment	80A0183	N/A	C-E	PT	XIV	
1-E12-H289-WA	Pipe Welded Attachment	80A0183	N/A	C-E	PT	XIV	
1-E12-H308-WA	Pipe Welded Attachment	80A0183	N/A	C-E	PT	XIII	
1-E12-H320-WA	Pipe Welded Attachment	80A0183	N/A	C-E	PT	XIV	



PROGRAM PLAN AND SCHEDULE

System: RHR
Document No. 80A4422
Preservice Inspection

5532 - PERRY

By: _____
App: FK / 3/25
Rev. 4 Page 63 of 212

COMPONENT IDENTIFICATION	COMPONENT DESCRIPTION	PROCEDURE NUMBER	CALIBRATION BLOCK (If applicable)	CODE CATEGORY	CODE EXAM METHOD	ZONE NO.	REMARKS
PIPING WELDS LOOP A							
Ref. Dwg. No. 03-03							
1-E12-0112	18" Flange to Pipe	80A0186	PY-18-40- CS	C-F	UT	XIV	
		80A0183	N/A		PT		
1-E12-0113	18" Pipe to 18" x 6" Weldolet	80A0183	N/A	C-F	PT	XIV	
1-E12-0115	18" Pipe to Flanged Valve F031A	80A0186	PY-18-40- CS	C-F	UT	XIV	
		80A0183	N/A		PT		
1-E12-0116	18" Flanged Valve F031A to Pipe	80A0186	PY-18-40- CS	C-F	UT	XIV	
		80A0183	N/A		PT		
1-E12-0117	18" Pipe to Valve F029A	80A0186	PY-18-40- CS	C-F	UT	XIV	
		80A0183	N/A		PT		
1-E12-0118	18" Valve F029A to Pipe	80A0186	PY-18-40- CS	C-F	UT	XIV	
		80A0183	N/A		PT		
1-E12-0119	18" Pipe to 18" x 8" Weldolet	80A0183	N/A	C-F	PT	XIV	
1-E12-0296	18" x 8" Weldolet to 8" Pipe	80A0183	N/A	C-F	PT	XIV	



PROGRAM PLAN AND SCHEDULE

System: RHR
Document No. 80A4422
Preservice Inspection

5532 - PERRY

By: _____
App: AE / 13/85
Rev. 4 Page 64 of 212

COMPONENT IDENTIFICATION	COMPONENT DESCRIPTION	PROCEDURE NUMBER	CALIBRATION BLOCK (If applicable)	CODE CATEGORY	CODE EXAM METHOD	ZONE NO.	REMARKS
PIPING WELDS LOOP A Ref. Dwg. No. 03-03							
1-E12-0297	8" Pipe to Elbow	80A0183	N/A	C-F	PT	XIV	
1-E12-0298	8" Elbow to Pipe	80A0183	N/A	C-F	PT	XIV	
1-E12-0298A	8" Pipe to Pipe	80A0183	N/A	N/A	PT	XIV	Customer requested exam
1-E12-0299	8" Pipe to Elbow	80A0183	N/A	C-F	PT	XIV	
1-E12-0300	8" Elbow to Pipe	80A0183	N/A	C-F	PT	XIV	
1-E12-0301	8" Pipe to Valve F072A	80A0183	N/A	C-F	PT	XIV	
1-E12-0120	18" Pipe to Elbow	80A0186	PY-18-40- CS	C-F	UT	XIV	
		80A0183	N/A		PT		
1-E12-0121	18" Elbow to Pipe	80A0186	PY-18-40- CS	C-F	UT	XIV	
		80A0183	N/A		PT		

System: RHR
 Document No. 80A4422
 Preservice Inspection

nes
PROGRAM PLAN AND SCHEDULE
 5532 - PERRY

By: _____
 App: ATL / 3/85
 Rev. 4 Page 65 of 212

COMPONENT IDENTIFICATION	COMPONENT DESCRIPTION	PROCEDURE NUMBER	CALIBRATION BLOCK (If applicable)	CODE CATEGORY	CODE EXAM METHOD	ZONE NO.	REMARKS
PIPING WELDS LOOP A							
Ref. Dwg. No. 03-03							
1-E12-0123	18" Pipe to 18" x 8" Weldolet	80A0183	N/A	C-F	PT	XIII	
1-E12-0122	18" x 8" Weldolet to 8" Pipe	80A0183	N/A	C-F	PT	XIII	
1-E12-0295	8" Pipe to Elbow	80A0183	N/A	C-F	PT	XIII	
1-E12-0294	8" Elbow to Pipe	80A0183	N/A	C-F	PT	XIII	
1-E12-0293	8" Pipe to Valve F049	80A0183	N/A	C-F	PT	XIII	
1-E12-0124	18" Pipe to 18" x 18" x 18" Tee	80A0186	PY-18-40- CS	C-F	UT	XII	
		80A0183	N/A		PT		
1-E12-0125	18" Tee to Pipe	80A0186	PY-18-40- CS	C-F	UT	XII	
		80A0183	N/A		PT		
1-E12-0550	18" Pipe to Elbow	80A0186	PY-18-40- CS	C-F	UT	XII	
		80A0183	N/A		PT		



System: RHR
 Document No. 80A4422
 Preservice Inspection

PROGRAM PLAN AND SCHEDULE

5532 - PERRY

By: _____
 App: AL / 13/88
 Rev. 4 Page 66 of 212

COMPONENT IDENTIFICATION	COMPONENT DESCRIPTION	PROCEDURE NUMBER	CALIBRATION BLOCK (If applicable)	CODE CATEGORY	CODE EXAM METHOD	ZONE NO.	REMARKS
PIPING WELDS LOOP A							
Ref. Dwg. No. 03-03							
1-E12-0549	18" Elbow to Pipe	80A0186	PY-18-40- CS	C-F	UT	XII	
		80A0183	N/A		PT		
1-E12-0548	18" Pipe to Valve F048A	80A0186	PY-18-40- CS	C-F	UT	XII	
		80A0183	N/A		PT		
1-E12-0126	18" x 18" x 18" Tee to Pipe	80A0186	PY-18-40- CS	C-F	UT	XII	
		80A0183	N/A		PT		
1-E12-0127	18" Pipe to Elbow	80A0186	PY-18-40- CS	C-F	UT	XI	
		80A0183	N/A		PT		
1-E12-0128	18" Elbow to Pipe	80A0186	PY-18-40- CS	C-F	UT	XI	
		80A0183	N/A		PT		
1-E12-0129	18" Pipe to Valve F047A	80A0186	PY-18-40- CS	C-F	UT	XI	
		80A0183	N/A		PT		
1-E12-0130	18" Valve F047A to Pipe	80A0186	PY-18-40- CS	C-F	UT	XI	
		80A0183	N/A		PT		
1-E12-0131	18" Pipe to Elbow	80A0186	PY-18-40- CS	C-F	UT	XI	
		80A0183	N/A		PT		



PROGRAM PLAN AND SCHEDULE

System: RHR
Document No. 80A4422
Preservice Inspection

5532 - PERRY

By: _____
App: AL 1 385
Rev. 4 Page 67 of 212

COMPONENT IDENTIFICATION	COMPONENT DESCRIPTION	PROCEDURE NUMBER	CALIBRATION BLOCK (If applicable)	CODE CATEGORY	CODE EXAM METHOD	ZONE NO.	REMARKS
PIPING WELDS LOOP A							
Ref. Dwg. No. 03-03							
1-E12-0132	18" Elbow to Pipe	80A0186	PY-18-40- CS	C-F	UT	XI	
		80A0183	N/A		PT		
1-E12-0133	18" Pipe to Elbow	80A0186	PY-18-40- CS	C-F	UT	XI	
		80A0183	N/A		PT		
1-E12-0134	18" Elbow to Pipe	80A0186	PY-18-40- CS	C-F	UT	XI	
		80A0183	N/A		PT		
1-E12-0138	18" Pipe to Elbow	80A0186	PY-18-40- CS	C-F	UT	XI	
		80A0183	N/A		PT		
1-E12-0139	18" Elbow to Pipe	80A0186	PY-18-40- CS	C-F	UT	XI	
		80A0183	N/A		PT		
1-E12-0140	18" Pipe to 18" x 18" x 10" Tee	80A0186	PY-18-40- CS	C-F	UT	XI	
		80A0183	N/A		PT		
1-E12-0141	18" x 18" x 10" Tee to 10" Pipe	80A0183	N/A	C-F	PT	XI	
1-E12-0934	10" Pipe to 10" x 10" x 6" TEE	80A0183	N/A	C-F	PT	XI	



PROGRAM PLAN AND SCHEDULE

System: RHR
Document No. 80A4422
Preservice Inspection

5532 - PERRY

By: _____
App: A. J. / 3/86
Rev. 4 Page 68 of 212

COMPONENT IDENTIFICATION	COMPONENT DESCRIPTION	PROCEDURE NUMBER	CALIBRATION BLOCK (If applicable)	CODE CATEGORY	CODE EXAM METHOD	ZONE NO	REMARKS
PIPING WELDS LOOP A							
Ref. Dwg. No. 03-03							
1-E12-0935-A	10" x 10" x 6" Tee To 6" Pipe	80A0183	N/A	C-F	PT	XI	
1-E12-0936	6" Pipe to Elbow	80A0183	N/A	C-F	PT	XI	
1-E12-0937	6" Elbow to Pipe	80A0183	N/A	C-F	PT	XI	
1-E12-0938	6" Pipe to Valve F087A	80A0183	N/A	C-F	PT	XI	
1-E12-0935	10" x 10" x 6" Tee To 10" Pipe	80A0183	N/A	C-F	PT	XI	
1-E12-0933	10" Pipe to 10" x 6" Reducer	80A0183	N/A	C-F	PT	XI	
1-E12-0933-A	10" x 6" Reducer to 6" Valve F051A	80A0183	N/A	C-F	PT	XI	
1-E12-0932-A	6" Valve F051A to 10" x 6" Reducer	PPP-IX-RT-5	N/A	C-F	RT	XI	RT Procedure by CEI
		80A0183	N/A		PT		



PROGRAM PLAN AND SCHEDULE

System: RHR
Document No. 80A4422
Preservice Inspection

5532 - PERRY

By: _____ / _____
App: 415 / 3/85
Rev. 4 Page 69 of 212

COMPONENT IDENTIFICATION	COMPONENT DESCRIPTION	PROCEDURE NUMBER	CALIBRATION BLOCK (If applicable)	CODE CATEGORY	CODE EXAM METHOD	ZONE NO	REMARKS
PIPING WELDS LOOP A							
Ref. Dwg. No. 03-03							
1-212-0932	10" x 6" Reducer to 10" Pipe	80A0186	PY-10-100- CS	C-F	UT	XI	
		80A0183	N/A		PT		
1-E12-0931	10" Pipe to Elbow	80A0186	PY-10-100- CS	C-F	UT	XI	
		80A0183	N/A		PT		
1-E12-0930	10" Elbow to Pipe	80A0186	PY-10-100- CS	C-F	UT	XI	
		80A0183	N/A		PT		
1-E12-0929	10" Pipe to 10" x 10" x 6" Tee	80A0186	PY-10-100- CS	C-F	UT	XI	
		80A0183	N/A		PT		
1-E12-0939	6" Valve F087A to Pipe	80A0186	PY-6-120- CS	C-F	UT	XI	
		80A0183	N/A		PT		
1-E12-0940	6" Pipe to 10" x 10" x 6" Tee	80A0186	PY-6-120- CS	C-F	UT	XI	
		80A0183	N/A		PT		
1-E12-0928	10" x 10" x 6" Tee to 10" Pipe	80A0186	PY-10-100- CS	C-F	UT	XI	
		80A0183	N/A		PT		
1-E12-0927	10" Pipe to Elbow	80A0186	PY-10-100- CS	C-F	UT	XI	
		80A0183	N/A		PT		



PROGRAM PLAN AND SCHEDULE

System: RHR
Document No. 80A4422
Preservice Inspection

5532 - PERRY

By: _____
App: ALH / 3/85
Rev. 4 Page 70 of 212

COMPONENT IDENTIFICATION	COMPONENT DESCRIPTION	PROCEDURE NUMBER	CALIBRATION BLOCK (if applicable)	CODE CATEGORY	CODE EXAM METHOD	ZONE NO.	REMARKS
PIPING WELDS LOOP A							
Ref. Dwg. No. 03-03							
1-E12-0926	10" Elbow to Pipe	80A0186	PY-10-100- CS	C-F	UT	XI	
		80A0183	N/A		PT		
1-E12-0925	10" Pipe to Valve F052A	80A0186	PY-10-100- CS	C-F	UT	XI	
		80A0183	N/A		PT		
1-E12-0924	10" Valve F052A to Pipe	80A0186	PY-10-100- CS	C-F	UT	XI	
1-E12-0923	10" Pipe (SCH 100) to Pipe (SCH 80)	80A0186	PY-10-100- CS	C-F	UT	XI	
		80A0183	PY-10-80 CS N/A		PT		
1-E12-0922	10" Pipe to Elbow	80A0186	PY-10-80- CS	C-F	UT	XI	
		80A0183	N/A		PT		
1-E12-0921	10" Elbow to Pipe	80A0186	PY-10-80- CS	C-F	UT	XI	
		80A0183	N/A		PT		
1-E12-0920	10" Pipe to Elbow	80A0186	PY-10-80- CS	C-F	UT	XI	
		80A0183	N/A		PT		



PROGRAM PLAN AND SCHEDULE

System: RHR
Document No. 80A4422
Preservice Inspection

5532 - PERRY

By: _____
App: 215 / 3/85
Rev. 4 Page 71 of 212

COMPONENT IDENTIFICATION	COMPONENT DESCRIPTION	PROCEDURE NUMBER	CALIBRATION BLOCK (If applicable)	CODE CATEGORY	CODE EXAM METHOD	ZONE NO.	REMARKS
PIPING WELDS LOOP A							
Ref. Dwg. No. 03-03							
1-E12-0919	10" Elbow to Pipe	80A0186	PY-10-80- CS	C-F	UT	XI	
		80A0183	N/A		PT		
1-E12-0142	18" x 18" x 10" Tee to 18" Pipe	80A0186	PY-18-40- CS	C-F	UT	XI	
		80A0183	N/A		PT		
1-E12-0143	18" Pipe to 20" x 18" Reducer	80A0186	PY-18-40- CS	C-F	UT	XII	
		80A0183	N/A		PT		
1-E12-0144	20" x 18" Reducer to 20" Pipe	80A0186	PY-20-40- CS	C-F	UT	XII	
		80A0183	N/A		PT		
1-E12-0145	20" Pipe to Inlet Nozzle Heat Exchanger B001A	80A0186	PY-20-40- CS	C-F	UT	XII	△ 4
		80A0183	N/A		PT		



PROGRAM PLAN AND SCHEDULE

System: RHR
Document No. 80A4422
Preservice Inspection

5532 - PERRY

By: JL
App: 13/85
Rev. 4 Page 72 of 212

COMPONENT IDENTIFICATION	COMPONENT DESCRIPTION	PROCEDURE NUMBER	CALIBRATION BLOCK (If applicable)	CODE CATEGORY	CODE EXAM METHOD	ZONE NO.	REMARKS
WELDED ATTACHMENTS							
Ref. Dwg. No. 03-03							
1-E12-H464-WA	Pipe Welded Attachment	80A0183	N/A	C-E	PT	XI	
1-E12-H451-WA	Pipe Welded Attachment	80A0183	N/A	C-E	PT	XI	
1-E12-H463-WA	Pipe Welded Attachment	80A-0183	N/A	C-E	PT	XI	



System: RHR
 Document No. 80A4422
 Preservice Inspection

PROGRAM PLAN AND SCHEDULE
 5532 - PERRY

By: /
 App: AL / 3/85
 Rev. 4 Page 74 of 212

COMPONENT IDENTIFICATION	COMPONENT DESCRIPTION	PROCEDURE NUMBER	CALIBRATION BLOCK (If applicable)	CODE CATEGORY	CODE EXAM METHOD	ZONE NO.	REMARKS
PIPING WELDS LOOP A Ref. Dwg. No. 03-03A							
1-E12-0284	8" Elbow to Pipe	80A0183	N/A	C-F	PT	XIII	
1-E12-0283	8" Pipe to Elbow	80A0183	N/A	C-F	PT	XIII	
1-E12-0282	8" Elbow to Pipe	80A0183	N/A	C-F	PT	XIII	
1-E12-0281	8" Pipe to Elbow	80A0183	N/A	C-F	PT	XIII	△
1-E12-0280	8" Elbow to Pipe	80A0183	N/A	C-F	PT	XIII	
1-E12-0279	8" Pipe to Elbow	80A0183	N/A	C-F	PT	XIII	
1-E12-0278	8" Elbow to Pipe	80A0183	N/A	C-F	PT	XIII	
1-E12-0277	8" Pipe to Elbow	80A0183	N/A	C-F	PT	XIII	

System: RHR
 Document No. 80A4422
 Preservice Inspection



PROGRAM PLAN AND SCHEDULE
 5532 - PERRY

By: _____
 App: AK / 13/85
 Rev. 4 Page 75 of 212

COMPONENT IDENTIFICATION	COMPONENT DESCRIPTION	PROCEDURE NUMBER	CALIBRATION BLOCK (If applicable)	CODE CATEGORY	CODE EXAM METHOD	ZONE NO.	REMARKS
PIPING WELDS LOOP A							
Ref. Dwg. No. 03-03A							
1-E12-0276	8" Elbow to Pipe	80A0183	N/A	C-F	PT	XIII	
1-E12-0275	8" Pipe to Elbow	80A0183	N/A	C-F	PT	XIII	
1-E12-0274	8" Elbow to Pipe	80A0183	N/A	C-F	PT	XIII	
1-E12-0273	8" Pipe to Elbow	80A0183	N/A	C-F	PT	XIII	△
1-E12-0272	8" Elbow to Pipe	80A0183	N/A	C-F	PT	XIII	
1-E12-0271	8" Pipe to Elbow	80A0183	N/A	C-F	PT	XIII	
1-E12-0270	8" Elbow to Pipe	80A0183	N/A	C-F	PT	XIII	
1-E12-0269	8" Pipe to Elbow	80A0183	N/A	C-F	PT	XIII	



System: RHR
 Document No. 80A4422
 Preservice Inspection

PROGRAM PLAN AND SCHEDULE
 5532 - PERRY

By: ATZ
 App: 1/3/85
 Rev. 4 Page 76 of 212

COMPONENT IDENTIFICATION	COMPONENT DESCRIPTION	PROCEDURE NUMBER	CALIBRATION BLOCK (If applicable)	CODE CATEGORY	CODE EXAM METHOD	ZONE NO.	REMARKS
PIPING WELDS LOOP A							
Ref. Dwg. No. 03-03A							
1-E12-0268	8" Elbow to Pipe	80A0183	N/A	C-F	PT	XIII	
1-E12-0267	8" Pipe to Tee	80A0183	N/A	C-F	PT	XIII	
1-E12-0264	8" Tee to Pipe	80A0183	N/A	C-F	PT	XIII	
1-E12-0263	8" Pipe to Elbow	80A0183	N/A	C-F	PT	XIII	4
1-E12-0262	8" Elbow to Pipe	80A0183	N/A	C-F	PT	XIII	
1-E12-0261	8" Pipe to Elbow	80A0183	N/A	C-F	PT	XIII	
1-E12-0260	8" Elbow to Pipe	80A0183	N/A	C-F	PT	XIII	
1-E12-0259	8" Pipe to Elbow	80A0183	N/A	C-F	PT	XIII	



System: RHR
 Document No. 80A4422
 Preservice Inspection

PROGRAM PLAN AND SCHEDULE
 5532 - PERRY

By: _____ / _____
 App: AL / 3/85
 Rev. 4 Page 77 of 212

COMPONENT IDENTIFICATION	COMPONENT DESCRIPTION	PROCEDURE NUMBER	CALIBRATION BLOCK (If applicable)	CODE CATEGORY	CODE EXAM METHOD	ZONE NO.	REMARKS
PIPING WELDS LOOP A							
Ref. Dwg. No. 03-03A							
I-E12-0258	8" Elbow to Pipe	80A0183	N/A	C-F	PT	XIII	
I-E12-0257	8" Pipe to Elbow	80A0183	N/A	C-F	PT	XIII	
I-E12-0256	8" Elbow to Pipe	80A0183	N/A	C-F	PT	XIII	
I-E12-0255	8" Pipe to Valve E12-F040	80A0183	N/A	C-F	PT	XIII	
I-E12-0251	8" Valve E12-F504 to Pipe	80A0183	N/A	C-F	PT	XIII	
I-E12-0252	8" Pipe to Elbow	80A0183	N/A	C-F	PT	XIII	
I-E12-0253	8" Elbow to Pipe	80A0183	N/A	C-F	PT	XIII	
I-E12-0254	8" Pipe to Elbow	80A0183	N/A	C-F	PT	XIII	

4



PROGRAM PLAN AND SCHEDULE
5532 - PERRY

System: RHR
Document No. 80A4422
Preservice Inspection

By: _____
App: AK / 1-3-83
Rev. 4 Page 78 of 212

COMPONENT IDENTIFICATION	COMPONENT DESCRIPTION	PROCEDURE NUMBER	CALIBRATION BLOCK (If applicable)	CODE CATEGORY	CODE EXAM METHOD	ZONE NO.	REMARKS
PIPING WELDS LOOP A Ref. Dwg. No. 03-03A							
I-E12-0266	8" Elbow to Pipe	80A0183	N/A	C-F	PT	XIII	△ 4
I-E12-0265	8" Pipe to Tee	80A0183	N/A	C-F	PT	XIII	



PROGRAM PLAN AND SCHEDULE

System: RHR
 Document No. 80A4422
 Preservice Inspection

5532 - PERRY

By:
 App: AL / 1/3/82
 Rev. 4 Page 79 of 212

COMPONENT IDENTIFICATION	COMPONENT DESCRIPTION	PROCEDURE NUMBER	CORROSION BLOCK (if applicable)	CODE CATEGORY	CODE EXAM METHOD	ZONE NO	REMARKS
PIPING WELDS LOOP A Ref. Dwg. No. 03-04							
1-E12-0114	18" x 6" Weldolet to 6" Pipe	80A0183	N/A	C-F	PT	XIV	
1-E12-0522	6" Pipe to Elbow	80A0183	N/A	C-F	PT	XIII	
1-E12-0521	6" Elbow to Pipe	80A0183	N/A	C-F	PT	XIII	
1-E12-0520	6" Pipe to Elbow	80A0183	N/A	C-F	PT	XIII	
1-E12-0519	6" Elbow to Pipe	80A0183	N/A	C-F	PT	XIII	
1-E12-0518	6" Pipe to Valve F064A	80A0183	N/A	C-F	PT	XIII	
1-E12-0517	6" Valve F064A to Pipe	80A0183	N/A	C-F	PT	XIII	
1-E12-0516	6" Pipe to Flange ROD001A	80A0183	N/A	C-F	PT	XIII	



System: RHR
 Document No. 80A4422
 Preservice Inspection



PROGRAM PLAN AND SCHEDULE

5532 - PERRY

By: _____ / _____
 App: AK / 1385
 Rev. 4 Page 80 of 212

COMPONENT IDENTIFICATION	COMPONENT DESCRIPTION	PROCEDURE NUMBER	CALIBRATION BLOCK (If applicable)	CODE CATEGORY	CODE EXAM METHOD	ZONE NO.	REMARKS
PIPING WELDS LOOP A							
Ref. Dwg. No. 03-04							
1-E12-0515	6" Flange ROD001A to Pipe	80A0183	N/A	C-F	PT	XIII	
1-E12-0514	6" Pipe to Flanged Valve F046A	80A0183	N/A	C-F	PT	XIII	
1-E12-0513	6" Flanged Valve F046A to Pipe	80A0183	N/A	C-F	PT	XIII	
1-E12-0511	6" Pipe to Elbow	80A0183	N/A	C-F	PT	XIII	
1-E12-0510	6" Elbow to Pipe	80A0183	N/A	C-F	PT	XIII	
1-E12-0509	6" Pipe to Elbow	80A0183	N/A	C-F	PT	XIII	
1-E12-0508	6" Elbow to Pipe	80A0183	N/A	C-F	PT	XIII	
1-E12-0507	6" Pipe to Elbow	80A0183	N/A	C-F	PT	XIII	



PROGRAM PLAN AND SCHEDULE

System: RHR
Document No. 80A4422
Preservice Inspection

5532 - PERRY

By: ATL
App: 13/85
Rev. 4 Page 81 of 212

COMPONENT IDENTIFICATION	COMPONENT DESCRIPTION	PROCEDURE NUMBER	CALIBRATION BLOCK (If applicable)	CODE CATEGORY	CODE EXAM METHOD	ZONE NO.	REMARKS
PIPING WELDS LOOP A Ref. Dwg. No. 03-04							
1-E12-0506	6" Elbow to Pipe	80A0183	N/A	C-F	PT	XIII	
1-E12-0505	6" Pipe to Elbow	80A0183	N/A	C-F	PT	XIII	
1-E12-0504	6" Elbow to Pipe	80A0183	N/A	C-F	PT	XIII	
1-E12-0503	6" Pipe to Elbow	80A0183	N/A	C-F	PT	XIII	
1-E12-0502	6" Elbow to Pipe	80A0183	N/A	C-F	PT	XIII	
1-E12-0501	6" Pipe to Elbow	80A0183	N/A	C-F	PT	XIII	
1-E12-0500	6" Elbow to Pipe	80A0183	N/A	C-F	PT	XIII	
1-E12-0499	6" Pipe to Elbow	80A0183	N/A	C-F	PT	XII	



PROGRAM PLAN AND SCHEDULE

System: RHR
Document No. 80A4422
Preservice Inspection

5532 - PERRY

By: AK
App: 1/3/85
Rev. 4 Page 82 of 212

COMPONENT IDENTIFICATION	COMPONENT DESCRIPTION	PROCEDURE NUMBER	CALIBRATION BLOCK (If applicable)	CODE CATEGORY	CODE EXAM METHOD	ZONE NO.	REMARKS
PIPING WELDS LOOP A Ref. Dwg. No. 03-04							
1-E12-0498	6" Elbow to Pipe	80A0183	N/A	C-F	PT	XII	
1-E12-0497	6" Pipe to Valve F018A	80A0183	N/A	C-F	PT	XII	
1-E12-0496	6" Valve F018A to Elbow	80A0183	N/A	C-F	PT	XII	
1-E12-0495	6" Elbow to 12" x 6" Reducer	80A0183	N/A	C-F	PT	XII	
1-E12-0494	12" x 6" Reducer to 12" x 12" x 12" Tee	80A0183	N/A	C-F	PT	XII	
1-E12-0469	12" x 12" x 12" Tee to Pipe	80A0183	N/A	C-F	PT	XII	
1-E12-C470	12" Pipe to 12" x 12" x 6" Tee	80A0183	N/A	C-F	PT	XII	
1-E12-0472	12" x 12" x 6" Tee to 6" Elbow	80A0183	N/A	C-F	PT	XII	



PROGRAM PLAN AND SCHEDULE

System: RHR
Document No. 80A4422
Preservice Inspection

5532 - PERRY

By: AK
App: 13/83
Rev. 4 Page 83 of 212

COMPONENT IDENTIFICATION	COMPONENT DESCRIPTION	PROCEDURE NUMBER	CALIBRATION BLOCK (If applicable)	CODE CATEGORY	CODE EXAM METHOD	ZONE NO.	REMARKS
PIPING WELDS LOOP A Ref. Dwg. No. 03-04							
1-E12-0473	6" Elbow to 6" x 4" Reducer	80A0183	N/A	C-F	PT	XII	
1-E12-0471	12" x 12" x 6" Tee to 12" Flange LPCS Intertie	80A0183	N/A	C-F	PT	XII	
1-E12-0468	12" x 12" x 12" Tee to 18" x 12" Weldolet	80A0183	N/A	C-F	PT	XII	
1-E12-0467	18" x 12" Weldolet to 18" Pipe	80A0183	N/A	C-F	PT	XII	
1-E12-0459A	18" Pipe to Pipe	80A0183	N/A	N/A	PT	XII	Customer requested exam
1-E12-0459	18" Pipe to Penetration P105	80A0183	N/A	C-F	PT	XII	
1-E12-0460	18" Penetration P105 to Pipe	80A0183	N/A	C-F	PT	IX	
1-E12-0461	18" Pipe to Elbow	80A0183	N/A	C-F	PT	IX	



PROGRAM PLAN AND SCHEDULE

System: RHR
Document No. 80A4422
Preservice Inspection

5532 - PERRY

By: _____
App: ATC / 1/3/85
Rev. 4 Page 84 of 212

COMPONENT IDENTIFICATION	COMPONENT DESCRIPTION	PROCEDURE NUMBER	CALIBRATION BLOCK (If applicable)	CODE CATEGORY	CODE EXAM METHOD	ZONE NO.	REMARKS
PIPING WELDS LOOP A Ref. Dwg. No. 03-04							
1-E12-0462	18" Elbow to Flange ROD003A	80A0183	N/A	C-F	PT	IX	
1-E12-0463	18" Flange ROD003A to 18" x 10" Reducer	80A0183	N/A	C-F	PT	IX	
1-E12-0463-D	Reducer Seam	80A0183	N/A	C-F	PT	IX	
1-E12-0464	18" x 10" Reducer to 10" Pipe	80A0183	N/A	C-F	PT	IX	
1-E12-0464-U	Reducer Seam	80A0183	N/A	C-F	PT	IX	
1-E12-0464-D	Pipe Seam	80A0183	N/A	C-F	PT	IX	
1-E12-0465	10" Pipe to Elbow	80A0183	N/A	C-F	PT	IX	
1-E12-0465-U	Pipe Seam	80A0183	N/A	C-F	PT	IX	



PROGRAM PLAN AND SCHEDULE

5532 - PERRY

System: RHR
 Document No. 80A4422
 Preservice Inspection

By: _____
 App: FLC / 13/87
 Rev. 4 Page 85 of 212

COMPONENT IDENTIFICATION	COMPONENT DESCRIPTION	PROCEDURE NUMBER	CALIBRATION BLOCK (If applicable)	CODE CATEGORY	CODE EXAM METHOD	ZONE NO.	REMARKS
PIPING WELDS LOOP A Ref. Dwg. No. 03-04							
1-E12-0465-D1	Elbow Short Seam	80A0183	N/A	C-F	PT	IX	
1-E12-0465-D2	Elbow Long Seam	80A0183	N/A	C-F	PT	IX	
1-E12-0466	10" Elbow to Pipe	80A0183	N/A	C-F	PT	IX	
1-E12-0466-U1	Elbow Short Seam	80A0183	N/A	C-F	PT	IX	
1-E12-0466-U2	Elbow Long Seam	80A0183	N/A	C-F	PT	IX	
1-E12-0466-D	Pipe Seam	80A0183	N/A	C-F	PT	IX	
1-E12-0458A	18" Pipe to Pipe	80A0183	N/A	N/A	PT	XII	Customer requested exam
1-E12-0458	18" Pipe to Valve F024A	80A0183	N/A	C-F	PT	XII	

System: RHR
 Document No. 80A4422
 Preservice Inspection



PROGRAM PLAN AND SCHEDULE
 5532 - PERRY

By: _____
 App: 412 / 1 / 23/85
 Rev. 4 Page 86 of 212

COMPONENT IDENTIFICATION	COMPONENT DESCRIPTION	PROCEDURE NUMBER	CALIBRATION BLOCK (If applicable)	CODE CATEGORY	CODE EXAM METHOD	ZONE NO.	REMARKS
WELDED ATTACHMENTS							
Ref. Dwg. No. 03-04							
1-E12-0457	18" Valve F024A to Pipe	80A0186	PY-18-40- CS	C-F	UT	XII	
		80A0183	N/A		PT		
1-E12-0456	18" Pipe to Elbow	80A0186	PY-18-40- CS	C-F	UT	XII	
		80A0183	N/A		PT		
1-E12-0455	18" Elbow to Pipe	80A0186	PY-18-40- CS	C-F	UT	XII	
		80A0183	N/A		PT		
1-E12-H099-WA	Pipe Welded Attachment	80A0183	N/A	C-E	PT	IX	
1-E12-H724-WA	Pipe Welded Attachment	80A0183	N/A	C-E	PT	IX	



PROGRAM PLAN AND SCHEDULE

System: RHR
Document No. 80A4422
Preservice Inspection

5532 - PERRY

By: /
App: AK / 3/83
Rev. # Page 87 of 212

COMPONENT IDENTIFICATION	COMPONENT DESCRIPTION	PROCEDURE NUMBER	CALIBRATION BLOCK (If applicable)	CODE CATEGORY	CODE EXAM METHOD	ZONE NO.	REMARKS
PIPING WELDS LOOP A							
Ref. Dwg. No. 03-05							
1-E12-0454	18" Pipe to 18" x 18" x 18" Tee	80A0186	PY-18-40-CS	C-F	UT	XII	
		80A0183	N/A		PT		
1-E12-0354	18" Tee to Pipe	80A0186	PY-18-40-CS	C-F	UT	XII	
		80A0183	N/A		PT		
1-E12-0443	18" Pipe to 18" x 10" Sweepolet	80A0183	N/A	C-F	PT	XII	
1-E12-0444	18" x 10" Sweepolet to 10" Pipe	80A0183	N/A	C-F	PT	XII	
1-E12-0445	10" Pipe to Elbow	80A0183	N/A	C-F	PT	XII	
1-E12-0446	10" Elbow to Pipe	80A0183	N/A	C-F	PT	XII	
1-E12-0447	10" Pipe to 10" x 10" x 10" Tee	80A0183	N/A	C-F	PT	XII	
1-E12-0452	10" Tee to Pipe	80A0183	N/A	C-F	PT	XII	



PROGRAM PLAN AND SCHEDULE

System: RHR
Document No. 80A4422
Preservice Inspection

5532 - PERRY

By: _____
App: AIC / 13/85
Rev. 4 Page 88 of 212

COMPONENT IDENTIFICATION	COMPONENT DESCRIPTION	PROCEDURE NUMBER	CALIBRATION BLOCK (If applicable)	CODE CATEGORY	CODE EXAM METHOD	ZONE NO.	REMARKS
PIPING WELDS LOOP A Ref. Dwg. No. 03-05							
1-E12-0453	10" Pipe to Valve F552A	80A0183	N/A	C-F	PT	XII	
1-E12-0448	10" x 10" x 10" Tee to Pipe	80A0183	N/A	C-F	PT	XII	
1-E12-0449	10" Pipe to Elbow	80A0183	N/A	C-F	PT	XII	
1-E12-0450	10" Elbow to Pipe	80A0183	N/A	C-F	PT	XII	
1-E12-0451	10" Pipe to Valve F099A	80A0183	N/A	C-F	PT	XII	
1-E12-0355	16" Pipe to Flange ROD004A	80A0186	PY-18-40- CS	C-F	UT	XII	
		80A0183	N/A		PT		
1-E12-0353	18" x 18" x 18" Tee to 18" Pipe	80A0186	PY-18-40- CS	C-F	UT	XII	
		80A0183	N/A		PT		
1-E12-0352	18" Pipe to 18" x 18" x 18" Tee	80A0186	PY-18-40- CS	C-F	UT	XII	
		80A0183	N/A		PT		



PROGRAM PLAN AND SCHEDULE

System: RHR
Document No. 80A4422
Preservice Inspection

5532 - PERRY

By: _____ / _____
App: ATK / 3/83
Rev. 4 Page 89 of 212

COMPONENT IDENTIFICATION	COMPONENT DESCRIPTION	PROCEDURE NUMBER	CALIBRATION BLOCK (if applicable)	CODE CATEGORY	CODE EXAM METHOD	ZONE NO.	REMARKS
PIPING WELDS LOOP A							
Ref. Dwg. No. 03-05							
1-E12-0320	18" Tee to Pipe	80A0186	PY-18-40- CS	C-F	UT	XII	
		80A0183	N/A		PT		
1-E12-0320A	18" Pipe to Flange	80A0186	PY-18-40- CS	C-F	UT	XII	
		80A0183	N/A		PT		
1-E12-0321	18" Tee to Pipe	80A0186	PY-18-40- CS	C-F	UT	XII	
		80A0183	N/A		PT		
1-E12-0322	18" Pipe to 18" x 12" Reducer	80A0186	PY-18-40- CS	C-F	UT	XII	
		80A0183	N/A		PT		
1-E12-0323	18" x 12" Reducer to 12" Pipe	80A0183	N/A	C-F	PT	XII	
1-E12-0324	12" Pipe to Elbow	80A0183	N/A	C-F	PT	XII	
1-E12-0325	12" Elbow to Pipe	80A0183	N/A	C-F	PT	XII	
1-E12-0326	12" Pipe to Elbow	80A0183	N/A	C-F	PT	XII	



PROGRAM PLAN AND SCHEDULE

System: RHR
Document No. 80A4422
Preservice Inspection

5532 - PERRY

By: _____
App: AIC 13/85
Rev. # _____ Page 90 of 212

COMPONENT IDENTIFICATION	COMPONENT DESCRIPTION	PROCEDURE NUMBER	CALIBRATION BLOCK (If applicable)	CODE CATEGORY	CODE EXAM METHOD	ZONE NO.	REMARKS
PIPING WELDS LOOP A							
Ref. Dwg. No. 03-05							
1-E12-0327	12" Elbow to Pipe	80A0183	N/A	C-F	PT	XII	
1-E12-0328	12" Pipe to Elbow	80A0183	N/A	C-F	PT	XII	
1-E12-0329	12" Elbow to Pipe	80A0183	N/A	C-F	PT	XII	
1-E12-0330	12" Pipe to Elbow	80A0183	N/A	C-F	PT	XI	
1-E12-0331	12" Elbow to Pipe	80A0183	N/A	C-F	PT	XI	
1-E12-0341	12" Pipe to 12" x 8" Weldolet	80A0183	N/A	C-F	PT	XI	
1-E12-0342	12" x 8" Weldolet to 8" Pipe	80A0183	N/A	C-F	PT	XI	
1-E12-0343	8" Pipe to Elbow	80A0183	N/A	C-F	PT	XI	



PROGRAM PLAN AND SCHEDULE

System: RHR
Document No. 80A4422
Preservice Inspection

5532 - PERRY

By: _____ / _____
App: AIC / 13/85
Rev. 4 Page 91 of 212

COMPONENT IDENTIFICATION	COMPONENT DESCRIPTION	PROCEDURE NUMBER	CALIBRATION BLOCK (If applicable)	CODE CATEGORY	CODE EXAM METHOD	ZONE NO	REMARKS
PIPING WELDS LOOP A Ref. Dwg. No. 03-05							
1-E12-0344	8" Elbow to Pipe	80A0183	N/A	C-F	PT	XI	
1-E12-0345	8" Pipe to Elbow	80A0183	N/A	C-F	PT	XI	
1-E12-0346	8" Elbow to Pipe	80A0183	N/A	C-F	PT	XI	
1-E12-0347	8" Pipe to Elbow	80A0183	N/A	C-F	PT	XI	
1-E12-0348	8" Elbow to Pipe	80A0183	N/A	C-F	PT	XI	
1-E12-0349	8" Pipe to Elbow	80A0183	N/A	C-F	PT	XI	
1-E12-0350	8" Elbow to Pipe	80A0183	N/A	C-F	PT	XI	
1-E12-0351	8" Pipe to Flanged Valve F063A	80A0183	N/A	C-F	PT	XI	



PROGRAM PLAN AND SCHEDULE

System: RHR
Document No. 80A4422
Preservice Inspection

5532 - PERRY

By: /
App: 12/13/85
Rev. 4 Page 92 of 212

COMPONENT IDENTIFICATION	COMPONENT DESCRIPTION	PROCEDURE NUMBER	CALIBRATION BLOCK (If applicable)	CODE CATEGORY	CODE EXAM METHOD	ZONE NO.	REMARKS
PIPING WELDS LOOP A							
Ref. Dwg. No. 03-05							
1-E12-0332	12" Pipe to Valve F053A	80A0183	N/A	C-F	PT	XI	
1-E12-0333	12" Valve F053A to Pipe	80A0186	PY-12-100- CS	C-F	UT	XI	
		80A0183	N/A		PT		
1-E12-0334	12" Pipe to Elbow	80A0186	PY-12-100- CS	C-F	UT	XI	
		80A0183	N/A		PT		
1-E12-0335	12" Elbow to Pipe	80A0186	PY-12-100- CS	C-F	UT	XI	
		80A0183	N/A		PT		
1-E12-0336	12" Pipe to Valve F050A	80A0186	PY-12-100- CS	C-F	UT	XI	
		80A0183	N/A		PT		
1-E12-0337	12" Valve F050A to Pipe	80A0186	PY-12-120- CS	C-F	UT	XI	
		80A0183	N/A		PT		
1-E12-0339	12" Pipe to 12" x 6" Sweepolet RWCU Intertie	80A0183	N/A	C-F	PT	XI	
1-E12-0338	12" Pipe to 12" x 14" Reducing Sleeve	80A0183	N/A	C-F	PT	XI	



PROGRAM PLAN AND SCHEDULE

System: RHR
Document No. 80A4422
Preservice Inspection

By: AL / 3/85
App: AL / 3/85
Rev. 4 Page 93 of 212

5532 - PERRY

COMPONENT IDENTIFICATION	COMPONENT DESCRIPTION	PROCEDURE NUMBER	CALIBRATION BLOCK (if applicable)	CODE CATEGORY	CODE EXAM METHOD	ZONE NO.	REMARKS
WELDED ATTACHMENTS							
Ref. Dwg. No. 03-05							
I-E12-H529-WA	Pipe Welded Attachment	80A0183	N/A	C-E	PT	XII	



PROGRAM PLAN AND SCHEDULE

System: RHR
 Document No. 80A4422
 Preservice Inspection

5532 - PERRY

By: _____ / _____
 App: AIC / 13/85
 Rev. 4 Page 94 of 212

COMPONENT IDENTIFICATION	COMPONENT DESCRIPTION	PROCEDURE NUMBER	CALIBRATION BLOCK (If applicable)	CODE CATEGORY	CODE EXAM METHOD	ZONE NO.	REMARKS
PIPING WELDS							
Ref. Dwg. No. 03-06							
I-E12-0362	18" x 6" Weldolet to 6" Pipe	80A0183	N/A	C-F	PT	XII	
I-E12-0363	6" Pipe to Elbow	80A0183	N/A	C-F	PT	XII	
I-E12-0364	6" Elbow to Pipe	80A0183	N/A	C-F	PT	XII	
I-E12-0365	6" Pipe to Flange FE N012	80A0183	N/A	C-F	PT	XII	
I-E12-0366	6" Flange FE N012 to Pipe	80A0183	N/A	C-F	PT	XII	
I-E12-0367	6" Pipe to Elbow	80A0183	N/A	C-F	PT	XII	
I-E12-0368	6" Elbow to Pipe	80A0183	N/A	C-F	PT	XII	
I-E12-0369	6" Pipe to 6" x 6" x 6" Tee	80A0183	N/A	C-F	PT	XI	



PROGRAM PLAN AND SCHEDULE

System: RHR
Document No. 80A4422
Preservice Inspection

5532 - PERRY

By: AK
App: 1/3/85
Rev. 4 Page 95 of 212

COMPONENT IDENTIFICATION	COMPONENT DESCRIPTION	PROCEDURE NUMBER	CALIBRATION BLOCK (If applicable)	CODE CATEGORY	CODE EXAM METHOD	ZONE NO	REMARKS
PIPING WELDS							
Ref. Dwg. No. 03-06							
1-E12-0435	6" Tee to Pipe	80A0183	N/A	C-F	PT	XI	
1-E12-0436	6" Pipe to Valve F023	80A0183	N/A	C-F	PT	XI	
1-E12-0437	6" Valve F023 to Pipe	80A0186	PY-6-80- CS	B-J	UT	XI	
		80A0183	N/A		PT		
1-E12-0438	6" Pipe to Elbow	80A0186	PY-6-80- CS	B-J	UT	XI	
		80A0183	N/A		PT		
1-E12-0439	6" Elbow to Pipe	80A0186	PY-6-80- CS	B-J	UT	XI	
		80A0183	N/A		PT		
1-E12-0440	6" Pipe to Valve F019	80A0186	PY-6-80- CS	B-J	UT	XI	
		80A0183	N/A		PT		
1-E12-0441	6" Valve F019 to Pipe	80A0186	PY-6-80- CS	B-J	UT	XI	
		80A0183	N/A		PT		
1-E12-0442	6" Pipe to 6" x 6" x 6" Tee RCIC Intertie	80A0186	PY-6-80- CS	B-J	UT	XI	
		80A0183	N/A		PT		



PROGRAM PLAN AND SCHEDULE

System: RHR
Document No. 80A4422
Preservice Inspection

5532 - PERRY

By: _____
App: AL / 13/83
Rev. 4 Page 96 of 212

COMPONENT IDENTIFICATION	COMPONENT DESCRIPTION	PROCEDURE NUMBER	CALIBRATION BLOCK (If applicable)	CODE CATEGORY	CODE EXAM METHOD	ZONE NO.	REMARKS
PIPING WELDS							
Ref. Dwg. No. 03-06							
1-E12-0370	6" x 6" x 6" Tee to Pipe	80A0183	N/A	C-F	PT	XI	
1-E12-0371	6" Pipe to Elbow	80A0183	N/A	C-F	PT	XI	
1-E12-0372	6" Elbow to Pipe	80A0183	N/A	C-F	PT	XI	
1-E12-0373	6" Pipe To Elbow	80A0183	N/A	C-F	PT	XI	
1-E12-0374	6" Elbow to Pipe	80A0183	N/A	C-F	PT	XI	
1-E12-0375	6" Pipe to Elbow	80A0183	N/A	C-F	PT	XI	
1-E12-0376	6" Elbow to Pipe	80A0183	N/A	C-F	PT	XI	
1-E12-0377	6" Pipe to Elbow	80A0183	N/A	C-F	PT	XI	



PROGRAM PLAN AND SCHEDULE

System: RHR
Document No. 80A4422
Preservice Inspection

5532 - PERRY

By:
App: ALZ / 3/85
Rev. 4 Page 97 of 212

COMPONENT IDENTIFICATION	COMPONENT DESCRIPTION	PROCEDURE NUMBER	CALIBRATION BLOCK (If applicable)	CODE CATEGORY	CODE EXAM METHOD	ZONE NO.	REMARKS
PIPING WELDS Ref. Dwg. No. 03-06							
I-E12-0378	6" Elbow to Pipe	80A0183	N/A	C-F	PT	XI	
I-E12-0379	6" Pipe to Flanged Valve F086	80A0183	N/A	C-F	PT	XI	



PROGRAM PLAN AND SCHEDULE

System: RHR
Document No. 80A4422
Preservice Inspection

5532 - PERRY

By: _____
App: ALC / 13/82
Rev. 4 Page 98 of 212

COMPONENT IDENTIFICATION	COMPONENT DESCRIPTION	PROCEDURE NUMBER	CALIBRATION BLOCK (If applicable)	CODE CATEGORY	CODE EXAM METHOD	ZONE NO	REMARKS
WELDED ATTACHMENTS Ref. Dwg. 03-06							
I-E12-H354-WA	Pipe Welded Attachment	80A0183	N/A	C-E	PT	XI	



PROGRAM PLAN AND SCHEDULE

System: RHR
Document No. 80A4422
Preservice Inspection

5532 - PERRY

By: ATL
App: 1/3/85
Rev. # 1 Page 99 of 212

COMPONENT IDENTIFICATION	COMPONENT DESCRIPTION	PROCEDURE NUMBER	CALIBRATION BLOCK (If applicable)	CODE CATEGORY	CODE EXAM METHOD	ZONE NO	REMARKS
PIPING WELDS LOOP A							
Ref. Dwg. No. 03-07							
1-E12-0356	18" Flange ROD004A to Pipe	80A0186	PY-18-40-CS	C-F	UT	XII	
		80A0183	N/A		PT		
1-E12-0357	18" Pipe to Elbow	80A0186	PY-18-40-CS	C-F	UT	XII	
		80A0183	N/A		PT		
1-E12-0358	18" Elbow to Pipe	80A0186	PY-18-40-CS	C-F	UT	XII	
		80A0183	N/A		PT		
1-E12-0359	18" Pipe to Elbow	80A0186	PY-18-40-CS	C-F	UT	XII	
		80A0183	N/A		PT		
1-E12-0360	18" Elbow to Pipe	80A0186	PY-18-40-CS	C-F	UT	XII	
		80A0183	N/A		PT		
1-E12-0361	18" Pipe to 18" x 6" Sweepolet	80A0183	N/A	C-F	PT	XII	
1-E12-0380	18" Pipe to 18" x 12" Reducing Elbow	80A0186	PY-18-40-CS	C-F	UT	XII	
		80A0183	N/A		PT		
1-E12-0381	18" x 12" Reducing Elbow to 12" Pipe	80A0183	N/A	C-F	PT	XI	




PROGRAM PLAN AND SCHEDULE

System: RHR
Document No. 80A4422
Preservice Inspection

5532 - PERRY

By: _____
App: AIC / 13/85
Rev. 4 Page 100 of 212

COMPONENT IDENTIFICATION	COMPONENT DESCRIPTION	PROCEDURE NUMBER	CALIBRATION BLOCK (If applicable)	CODE CATEGORY	CODE EXAM METHOD	ZONE NO.	REMARKS
PIPING WELDS LOOP A							
Ref. Dwg. No. 03-07							
1-E12-0382	12" Pipe to Valve F027A	80A0183	N/A	C-F	PT	XI	
1-E12-0383	12" Valve F027A to Pipe	80A0183	N/A	C-F	PT	XI	
1-E12-0384	12" Pipe to Elbow	80A0183	N/A	C-F	PT	XI	
1-E12-0385	12" Elbow to Pipe	80A0183	N/A	C-F	PT	XI	
1-E12-0386	12" Pipe to Elbow	80A0183	N/A	C-F	PT	XI	
1-E12-0387	12" Elbow to Pipe	80A0183	N/A	C-F	PT	XI	
1-E12-0388	12" Pipe to Penetration P113 Process Pipe	80A0183	N/A	C-F	PT	XI	
1-E12-0389	12" Penetration P113 Process Pipe to Pipe	80A0183	N/A	C-F	PT	VIII	



PROGRAM PLAN AND SCHEDULE

System: RHR
Document No. 80A4422
Preservice Inspection

5532 - PERRY

By: ATC / 1/3/85
App: ATC / 1/3/85
Rev. 4 Page 101 of 212

COMPONENT IDENTIFICATION	COMPONENT DESCRIPTION	PROCEDURE NUMBER	CALIBRATION BLOCK (If applicable)	CODE CATEGORY	CODE EXAM METHOD	ZONE NO.	REMARKS
PIPING WELDS LOOP A Ref. Dwg. No. 03-07							
1-E12-0389A	12" Pipe to Pipe	80A0183	N/A	N/A	PT	VIII	Customer requested exam
1-E12-0390	12" Pipe to 12" x 12" x 12" Tee	80A0183	N/A	C-F	PT	VIII	
1-E12-0413	12" x 12" x 12" Tee to 12" Pipe	80A0183	N/A	C-F	PT	VIII	⚠
1-E12-0413-A	12" Pipe to Elbow	80A0186	PY-12-80-CS	C-F	UT	VIII	
		80A0183	N/A		PT		
1-E12-0414	12" Elbow to Pipe	80A0186	PY-12-80-CS	C-F	UT	VIII	
		80A0183	N/A		PT		
1-E12-0415	12" Pipe to Elbow	80A0186	PY-12-80-CS	C-F	PT	VIII	
		80A0183	N/A		UT		
1-E12-0416	12" Elbow to Pipe	80A0186	PY-12-80-CS	C-F	UT	VIII	
		80A0183	N/A		PT		
1-E12-0417	12" Pipe to 12" x 12" x 12" Tee	80A0183	N/A	C-F	PT	VII	



PROGRAM PLAN AND SCHEDULE

System: RHR
Document No. 80A4422
Preservice Inspection

5532 - PERRY

By: /
App: AK 13/85
Rev. 4 Page 102 of 212

COMPONENT IDENTIFICATION	COMPONENT DESCRIPTION	PROCEDURE NUMBER	CALIBRATION BLOCK (If applicable)	CODE CATEGORY	CODE EXAM METHOD	ZONE NO	REMARKS
PIPING WELDS LOOP A							
Ref. Dwg. No. 03-07							
1-E12-0422	12" Tee to Pipe	80A0183	N/A	C-F	PT	VII	
1-E12-0423	12" Pipe to Valve F028A	80A0183	N/A	C-F	PT	VII	
1-E12-0418	12" x 12" x 12" Tee to 12" Pipe	80A0183	N/A	C-F	PT	VII	
1-E12-0419	12" Pipe to Elbow	80A0183	N/A	C-F	PT	VI	
1-E12-0420	12" Elbow to Pipe	80A0183	N/A	C-F	PT	VI	
1-E12-0421	12" Pipe to Valve F037A	80A0183	N/A	C-F	PT	VI	
1-E12-0391	12" x 12" x 12" Tee to Pipe	80A0183	N/A	C-F	PT	VIII	
1-E12-0393-A	12" Pipe to Elbow	80A0183	N/A	C-F	PT	VIII	



PROGRAM PLAN AND SCHEDULE

System: RHR
Document No. 80A4422
Preservice Inspection

5532 - PERRY

By: _____ / _____
App: AK / 3/83
Rev. 4 Page 103 of 212

COMPONENT IDENTIFICATION	COMPONENT DESCRIPTION	PROCEDURE NUMBER	CALIBRATION BLOCK (If applicable)	CODE CATEGORY	CODE EXAM METHOD	ZONE NO.	REMARKS
PIPING WELDS LOOP A							
Ref. Dwg. No. 03-07							
1-E12-0394	12" Elbow to Pipe	80A0183	N/A	C-F	PT	VIII	
1-E12-0395	12" Pipe to Elbow	80A0183	N/A	C-F	PT	VIII	
1-E12-0396	12" Elbow to Pipe	80A0183	N/A	C-F	PT	VIII	
1-E12-0397	12" Pipe to Valve F042A	80A0183	N/A	C-F	PT	VIII	
1-E12-0398	12" Valve F042A to Pipe	80A0186	PY-12-80- CS	B-J	UT	VIII	
		80A0183	N/A		PT		
1-E12-0399	12" Pipe to Elbow	80A0186	PY-12-80- CS	B-J	UT	VIII	
		80A0183	N/A		PT		
1-E12-0400	12" Elbow to Pipe	80A0186	PY-12-80- CS	B-J	UT	VIII	
		80A0183	N/A		PT		




PROGRAM PLAN AND SCHEDULE

System: RHR
Document No. 80A4422
Preservice Inspection

5532 - PERRY

By: /
App: AK / 3/85
Rev. 4 Page 104 of 212

COMPONENT IDENTIFICATION	COMPONENT DESCRIPTION	PROCEDURE NUMBER	CALIBRATION BLOCK (If applicable)	CODE CATEGORY	CODE EXAM METHOD	ZONE NO	REMARKS
PIPING WELDS LOOP A							
Ref. Dwg. No. 03-07							
1-E12-0401	12" Pipe to Elbow	80A0186	PY-12-80-CS	B-J	UT	VIII	
		80A0183	N/A		PT		
1-E12-0402	12" Elbow to Penetration PRB-2044 Process Pipe	80A0186	PY-12-80-CS	B-J	UT	VIII	
		80A0183	N/A		PT		
1-E12-0403	12" Penetration PRB-2044 Process Pipe to Pipe	80A0186	PY-12-80-CS	B-J	UT	II	
		80A0183	N/A		PT		
1-E12-0403A	12" Pipe to Pipe	80A0186	PY-12-80-CS	B-J	UT	II	
		80A0183	N/A		PT		
1-E12-0404	12" Pipe to Valve F041A	80A0186	PY-12-80-CS	B-J	UT	II	
		80A0183	N/A		PT		
1-E12-0405	12" Valve F041A to Pipe	80A0186	PY-12-80-CS	B-J	UT	II	
		80A0183	N/A		PT		
1-E12-0406	12" Pipe to Valve F039A	80A0186	PY-12-80-CS	B-J	UT	II	
		80A0183	N/A		PT		
1-E12-0407	12" Valve F039A to Pipe	80A0186	PY-12-80-CS	B-J	UT	II	
		80A0183	N/A		PT		



PROGRAM PLAN AND SCHEDULE

System: RHR
 Document No. 80A4422
 Preservice Inspection

5532 - PERRY

By: _____
 App: AK / 13/83
 Rev. 4 Page 105 of 212

COMPONENT IDENTIFICATION	COMPONENT DESCRIPTION	PROCEDURE NUMBER	CALIBRATION BLOCK (If applicable)	CODE CATEGORY	CODE EXAM METHOD	ZONE NO.	REMARKS
PIPING WELDS LOOP A							
Ref. Dwg. No. 03-07							
1-E12-0408	12" Pipe to Elbow	80A0186	PY-12-80- CS	B-J	UT	II	
		80A0183	N/A		PT		
1-E12-0409	12" Elbow to Pipe	80A0186	PY-12-80- CS	B-J	UT	II	
		80A0183	N/A		PT		
1-E12-0410	12" Pipe to Elbow	80A0186	PY-12-80- CS	B-J	UT	III	
		80A0183	N/A		PT		
1-E12-0411	12" Elbow to Pipe	80A0186	PY-12-80- CS	B-J	UT	III	
		80A0183	N/A		PT		
1-E-12-0412	12" Pipe to Safe End Extension	80A0186	PY-12-80- CS	B-J	UT	III	
		80A0183	N/A		PT		



PROGRAM PLAN AND SCHEDULE

System: RHR
Document No. 80A4422
Preservice Inspection

5532 - PERRY

By: _____ / _____
App: AIL / 3/83
Rev. 4 Page 106 of 212

COMPONENT IDENTIFICATION	COMPONENT DESCRIPTION	PROCEDURE NUMBER	CALIBRATION BLOCK (if applicable)	CODE CATEGORY	CODE EXAM METHOD	ZONE NO	REMARKS
WELDED ATTACHMENTS Ref. Dwg. 03-07							
I-E12-H489-WA	Pipe Welded Attachment	80A0183	N/A	C-E	PT	XII	
I-E12-H484-WA	Pipe Welded Attachment	80A0183	N/A	C-E	PT	XI	
I-E12-H263-WA	Pipe Welded Attachment	80A0183	N/A	C-E	PT	VII	



PROGRAM PLAN AND SCHEDULE

System: RHR
Document No. 80A4422
Preservice Inspection

5532 - PERRY

By: AK
App: 1/3/83
Rev. 4 Page 107 of 212

COMPONENT IDENTIFICATION	COMPONENT DESCRIPTION	PROCEDURE NUMBER	CALIBRATION BLOCK (If applicable)	CODE CATEGORY	CODE EXAM METHOD	ZONE NO.	REMARKS
PIPING WELDS LOOP A							
Ref. Dwg. No. 03-08							
1-E12-0146	20" Heat Exchanger B001A Outlet Nozzle to Elbow	83A0802	PY-20-XXI- CS-F	C-F	UT	XIII	△ 4
		80A0183	N/A		PT		
1-E12-0147	20" Elbow to 20" x 6" Elbolet	80A0183	N/A	C-F	PT	XIII	
1-E12-0148	20" x 6" Elbolet to 6" Pipe	80A0183	N/A	C-F	PT	XIII	
1-E12-0543	6" Pipe to Elbow	80A0183	N/A	C-F	PT	XIII	
1-E12-0542	6" Elbow to Pipe	80A0183	N/A	C-F	PT	XIII	
1-E12-0541	6" Pipe to Elbow	80A0183	N/A	C-F	PT	XIII	
1-E12-0540	6" Elbow to Pipe	80A0183	N/A	C-F	PT	XIII	
1-E12-0539	6" Pipe to Valve F502A	80A0183	N/A	C-F	PT	XIII	



PROGRAM PLAN AND SCHEDULE

System: RHR
 Document No. 80A4422
 Preservice Inspection

5532 - PERRY

By: AK
 App: 13/85
 Rev. 4 Page 108 of 212

COMPONENT IDENTIFICATION	COMPONENT DESCRIPTION	PROCEDURE NUMBER	CALIBRATION BLOCK (if applicable)	CODE CATEGORY	CODE EXAM METHOD	ZONE NO.	REMARKS
PIPING WELDS LOOP A							
Ref. Dwg. No. 03-08							
I-E12-0538	Valve F502A to 6" Pipe	80A0183	N/A	C-F	PT	XIII	
I-E12-0537	6" Pipe to Valve F503A	80A0183	N/A	C-F	PT	XIII	
I-E12-0149	20" Elbow to Pipe	80A0186	PY-20-40-CS	C-F	UT	XIII	
		80A0183	N/A		PT		
I-E12-0150	20" Pipe to 20" x 18" Reducer	80A0186	PY-20-40-CS	C-F	UT	XII	
		80A0183	N/A		PT		
I-E12-0151	20" x 18" Reducer to 18" Pipe	80A0186	PY-18-40-CS	C-F	UT	XII	
		80A0183	N/A		PT		
I-E12-0152	18" Pipe to Elbow	80A0186	PY-18-40-CS	C-F	UT	XII	
		80A0183	N/A		PT		
I-E12-0153	18" Elbow to Pipe	80A0186	PY-18-40-CS	C-F	UT	XII	
		80A0183	N/A		PT		
I-E12-0154	18" Pipe to Elbow	80A0186	PY-18-40-CS	C-F	UT	XII	
		80A0183	N/A		PT		




PROGRAM PLAN AND SCHEDULE

System: RHR
Document No. 80A4422
Preservice Inspection

5532 - PERRY

By: AK
App: 1/3/85
Rev. 4 Page 109 of 212

COMPONENT IDENTIFICATION	COMPONENT DESCRIPTION	PROCEDURE NUMBER	CALIBRATION BLOCK (if applicable)	CODE CATEGORY	CODE EXAM METHOD	ZONE NO.	REMARKS
PIPING WELDS LOOP A							
Ref. Dwg. No. 03-08							
1-E12-0155	18" Elbow to Pipe	80A0186	PY-18-40-CS	C-F	UT	XII	
		80A0183	N/A		PT		
1-E12-0156	18" Pipe to Elbow	80A0186	PY-18-40-CS	C-F	UT	XII	
		80A0183	N/A		PT		
1-E12-0157	18" Elbow to Pipe	80A0186	PY-18-40-CS	C-F	UT	XII	
		80A0183	N/A		PT		
1-E12-0158	18" Pipe to 20" x 18" Reducing Elbow	80A0186	PY-18-40-CS	C-F	UT	XII	
		80A0183	N/A		PT		
1-E12-0159	20" x 18" Reducing Elbow to Pipe	80A0186	PY-20-40-CS	C-F	UT	XII	
		80A0183	N/A		PT		
1-E12-0160	20" Pipe to Heat Exchanger B001C Inlet Nozzle	80A0186	PY-20-40-CS	C-F	UT	XII	
		80A0183	N/A		PT		
1-E12-0308	20" Heat Exchanger B001C Outlet Nozzle to Pipe	80A0186	PY-20-40-CS	C-F	UT	XIII	
		80A0183	N/A		PT		
1-E12-0309	20" Pipe to 20" x 6" Weldolet	80A0183	N/A	C-F	PT	XIII	



PROGRAM PLAN AND SCHEDULE

System: RHR
Document No. 80A4422
Preservice Inspection

5532 - PERRY

By: _____ / _____
App: ATC / 3/85
Rev. # _____ Page 110 of 212

COMPONENT IDENTIFICATION	COMPONENT DESCRIPTION	PROCEDURE NUMBER	CALIBRATION BLOCK (if applicable)	CODE CATEGORY	CODE EXAM METHOD	ZONE NO.	REMARKS
PIPING WELDS LOOP A Ref. Dwg. No. 03-08							
I-E12-0523	20" x 6" Weldolet to 6" Pipe	80A0183	N/A	C-F	PT	XIII	
I-E12-0526	6" Pipe to Elbow	80A0183	N/A	C-F	PT	XIII	
I-E12-0527	6" Elbow to Pipe	80A0183	N/A	C-F	PT	XIII	
I-E12-0528	6" Pipe to Elbow	80A0183	N/A	C-F	PT	XIII	
I-E12-0529	6" Elbow to Pipe	80A0183	N/A	C-F	PT	XIII	
I-E12-0530	6" Pipe to Elbow	80A0183	N/A	C-F	PT	XIII	
I-E12-0531	6" Elbow to Pipe	80A0183	N/A	C-F	PT	XIII	
I-E12-0532	6" Pipe to Valve F502C	80A0183	N/A	C-F	PT	XIII	



PROGRAM PLAN AND SCHEDULE

System: RHR
Document No. 80A4422
Preservice Inspection

5532 - PERRY

By: _____ / _____
App: AK / 3/85
Rev. 4 Page 111 of 212

COMPONENT IDENTIFICATION	COMPONENT DESCRIPTION	PROCEDURE NUMBER	CALIBRATION BLOCK (If applicable)	CODE CATEGORY	CODE EXAM METHOD	ZONE NO.	REMARKS
PIPING WELDS LOOP A Ref. Dwg. No. 03-08							
1-E12-0533	Valve F502C to 6" Pipe	80A0183	N/A	C-F	PT	XIII	
1-E12-0534	6" Pipe to Valve 503C	80A0183	N/A	C-F	PT	XIII	
1-E12-0310	20" Pipe to 20" x 18" Reducing Elbow	80A0186	PY-20-40- CS	C-F	UT	XIII	
		80A0183	N/A		PT		
1-E12-0311	20" x 18" Reducing Elbow to 18" Pipe	80A0186	PY-18-40- CS	C-F	UT	XIII	
		80A0183	N/A		PT		
1-E12-0312	18" Pipe to Valve F003A	80A0186	PY-18-40- CS	C-F	UT	XIII	
		80A0183	N/A		PT		
1-E12-0313	18" Valve F003A to Pipe	80A0186	PY-18-40- CS	C-F	UT	XIII	
		80A0183	N/A		PT		
1-E12-0314	18" Pipe to Elbow	80A0186	PY-18-40- CS	C-F	UT	XIII	
		80A0183	N/A		PT		
1-E12-0315	18" Elbow to Pipe	80A0186	PY-18-40- CS	C-F	UT	XIII	
		80A0183	N/A		PT		



PROGRAM PLAN AND SCHEDULE

System: RHR
Document No. 80A4422
Preservice Inspection

5532 - PERRY

By: /
App: AL / 3/83
Rev. # Page 112 of 212

COMPONENT IDENTIFICATION	COMPONENT DESCRIPTION	PROCEDURE NUMBER	CALIBRATION BLOCK (If applicable)	CODE CATEGORY	CODE EXAM METHOD	ZONE NO	REMARKS
PIPING WELDS LOOP A							
Ref. Dwg. No. 03-08							
1-E12-0316	18" Pipe to 18" x 18" x 18" Tee	80A0186	PY-18-40-CS	C-F	UT	XII	
		80A0183	N/A		PT		
1-E12-0544	18" Tee to Pipe	80A0186	PY-18-40-CS	C-F	UT	XII	
		80A0183	N/A		PT		
1-E12-0545	18" Pipe to Elbow	80A0186	PY-18-40-CS	C-F	UT	XII	
		80A0183	N/A		PT		
1-E12-0547	18" Elbow to Valve F048A	80A0186	PY-18-40-CS	C-F	UT	XII	
		80A0183	N/A		PT		
1-E12-0317	18" Tee to Pipe	80A0186	PY-18-40-CS	C-F	UT	XII	
		80A0183	N/A		PT		
1-E12-0318	18" Pipe to Elbow	80A0186	PY-18-40-CS	C-F	UT	XII	
		80A0183	N/A		PT		
1-E12-0319	18" Elbow to Pipe	80A0186	PY-18-40-CS	C-F	UT	XII	
		80A0183	N/A		PT		
1-E12-0319-A	18" Pipe to Flange FE N014A	80A0186	PY-18-40-CS	C-F	UT	XII	
		80A0183	N/A		PT		



PROGRAM PLAN AND SCHEDULE

System: RHR
Document No. 80A4422
Preservice Inspection

5532 - PERRY

By: AK / 3/8
App: AK / 3/8
Rev. 4 Page 113 of 212

COMPONENT IDENTIFICATION	COMPONENT DESCRIPTION	PROCEDURE NUMBER	CALIBRATION BLOCK (if applicable)	CODE CATEGORY	CODE EXAM METHOD	ZONE NO.	REMARKS
PIPING WELDS LOOP A Ref. Dwg. No. 03-09							
1-E12-0097-A	24" Flange (Suction Strainer E001B) to Penetration P402 Process Pipe	80A0183	N/A	C-F	PT	XIII	4
1-E12-0097	24" Penetration P402 Process Pipe to Elbow	80A0183	N/A	C-F	PT	XIII	
1-E12-0096-A	24" Elbow to Pipe	80A0183	N/A	C-F	PT	XIII	
1-E12-0096-AA	24" Pipe to Pipe	80A0183	N/A	N/A	PT	XIII	Customer requested exam
1-E12-0096	24" Pipe to Valve F004B	80A0183	N/A	C-F	PT	XIII	
1-E12-0095	24" Valve F004B to Pipe	80A0186	PY-24-40-CS	C-F	UT	XIII	
		80A0183	N/A		PT		
1-E12-0094	24" Pipe to Elbow	80A0186	PY-24-40-CS	C-F	UT	XIII	
		80A0183	N/A		PT		
1-E12-0093	24" Elbow to Pipe	80A0186	PY-24-40-CS	C-F	UT	XIII	
		80A0183	N/A		PT		



PROGRAM PLAN AND SCHEDULE

5532 - PERRY

System: RHR
 Document No. 80A4422
 Preservice Inspection

By:
 App: ATL / 3/5
 Rev. 4 Page 114 of 212

COMPONENT IDENTIFICATION	COMPONENT DESCRIPTION	PROCEDURE NUMBER	CALIBRATION BLOCK (If applicable)	CODE CATEGORY	CODE EXAM METHOD	ZONE NO.	REMARKS
PIPING WELDS LOOP A							
Ref. Dwg. No. 03-09							
1-E12-0092	24" Pipe to Elbow	80A0186	PY-24-40- CS	C-F	UT	XIV	
		80A0183	N/A		PT		
1-E12-0091	24" Elbow to Pipe	80A0186	PY-24-40- CS	C-F	UT	XIV	
		80A0183	N/A		PT		
1-E12-0090	24" Pipe to Elbow	80A0186	PY-24-040- CS	C-F	UT	XIV	
		80A0183	N/A		PT		
1-E12-0089	24" Elbow to Elbow	80A0186	PY-24-XX1- CS-F	C-F	UT	XIV	△
		80A0183	N/A		PT		
1-E12-0088	24" Elbow to Pipe	80A0186	PY-24-40- CS	C-F	UT	XIV	
		80A0183	N/A		PT		
1-E12-0104	24" Pipe to 24" x 10" Weldolet	80A0183	N/A	C-F	PT	XIV	
1-E12-0896	24" x 10" Weldolet to 10" Pipe	80A0183	N/A	C-F	PT	XIV	
1-E12-0897	10" Pipe to Elbow	80A0183	N/A	C-F	PT	XIV	
1-E12-0898	10" Elbow to Pipe	80A0183	N/A	C-F	PT	XIV	



PROGRAM PLAN AND SCHEDULE

System: RHR
Document No. 80A4422
Preservice Inspection

5532 - PERRY

By: /
App: AL / 3/93
Rev. 4 Page 115 of 212

COMPONENT IDENTIFICATION	COMPONENT DESCRIPTION	PROCEDURE NUMBER	CALIBRATION BLOCK (if applicable)	CODE CATEGORY	CODE EXAM METHOD	ZONE NO.	REMARKS
PIPING WELDS LOOP B							
Ref. Dwg. No. 03-09							
1-E12-0899	10" Pipe to Elbow	80A0183	N/A	C-F	PT	XIV	
1-E12-0900	10" Elbow to Pipe	80A0183	N/A	C-F	PT	XIV	
1-E12-0901	10" Pipe to Elbow	80A0183	N/A	C-F	PT	XIV	
1-E12-0902	10" Elbow to Pipe	80A0183	N/A	C-F	PT	XIV	
1-E12-0903	10" Pipe to Valve F066B	80A0183	N/A	C-F	PT	XIV	
1-E12-0087	24" Pipe to 24" x 24" x 18" Tee	80A0186	PY-24-40- CS	C-F	UT	XIV	
		80A0183	N/A		PT		
1-E12-0082	24" x 24" x 18" Tee to 18" Pipe	80A0186	PY-18-40- CS	C-F	UT	XIV	
		80A0183	N/A		PT		
1-E12-0081	18" Pipe to Elbow	80A0186	PY-18-40- CS	C-F	UT	XIII	
		80A0183	N/A		PT		



PROGRAM PLAN AND SCHEDULE

System: RHR
Document No. 80A4422
Preservice Inspection

5532 - PERRY

By: /
App: AK / 3/85
Rev. 4 Page 116 of 212

COMPONENT IDENTIFICATION	COMPONENT DESCRIPTION	PROCEDURE NUMBER	CALIBRATION BLOCK (If applicable)	CODE CATEGORY	CODE EXAM METHOD	ZONE NO.	REMARKS
PIPING WELDS LOOP B							
Ref. Dwg. No. 03-09							
1-E12-0080	18" Elbow to Pipe	80A0186	PY-18-40- CS	C-F	UT	XIII	
		80A0183	N/A		PT		
1-E12-0079	18" Pipe to Elbow	80A0186	PY-18-40- CS	C-F	UT	XIII	
		80A0183	N/A		PT		
1-E12-0078	18" Elbow to Pipe	80A0186	PY-18-40- CS	C-F	UT	XIII	
		80A0183	N/A		PT		
1-E12-0077	18" Pipe to Valve F006B	80A0186	PY-18-40- CS	C-F	UT	XIII	
		80A0183	N/A		PT		
1-E12-0083	24" x 24" x 18" Tee to 24" Pipe	80A0186	PY-24-40- CS	C-F	UT	XIV	
		80A0183	N/A		PT		
1-E12-0105	24" Pipe to 24" x 8" Weldolet	80A0183	N/A	C-F	PT	XIV	
1-E12-0233	24" x 8" Weldolet to 8" Pipe	80A0183	N/A	C-F	PT	XIV	
1-E12-0234	8" Pipe to Elbow	80A0183	N/A	C-F	PT	XIV	



PROGRAM PLAN AND SCHEDULE

System: RHR
Document No. 80A4422
Preservice Inspection

5532 - PERRY

By: /
App: AL / 3/85
Rev. 4 Page 117 of 212

COMPONENT IDENTIFICATION	COMPONENT DESCRIPTION	PROCEDURE NUMBER	CALIBRATION BLOCK (If applicable)	CODE CATEGORY	CODE EXAM METHOD	ZONE NO	REMARKS
PIPING WELDS LOOP B Ref. Dwg. No. 03-09							
1-E12-0235	8" Elbow to Pipe	80A0183	N/A	C-F	PT	XIV	
1-E12-0236	8" Pipe to Elbow	80A0133	N/A	C-F	PT	XIV	
1-E12-0237	8" Elbow to Pipe	80A0183	N/A	C-F	PT	XIV	
1-E12-0238	8" Pipe to Valve F071B	80A0183	N/A	C-F	PT	XIV	
1-E12-0103	24" Pipe to Flange (Temporary Strainer D005B)	80A0186	PY-24-40- CS	C-F	UT	XIV	
		80A0183	N/A		PT		
1-E12-0102-B	24" Flange to Pipe (Temporary Strainer D005B)	80A0186	PY-24-40- CS	C-F	UT	XIV	
		80A0183	N/A		PT		
1-E12-0102-A	24" Pipe to Flange (Temporary Strainer D005B)	80A0186	PY-24-40- CS	C-F	UT	XIV	
		80A0183	N/A		PT		
1-E12-0102	24" Flange to Pipe (Temporary Strainer D005B)	80A0186	PY-24-40- CS	C-F	UT	XIV	
		80A0183	N/A		PT		



PROGRAM PLAN AND SCHEDULE

System: RHR
Document No. 80A4422
Preservice Inspection

5532 - PERRY


By: /
App: AK / 3/85
Rev. 4 Page 118 of 212

COMPONENT IDENTIFICATION	COMPONENT DESCRIPTION	PROCEDURE NUMBER	CALIBRATION BLOCK (If applicable)	CODE CATEGORY	CODE EXAM METHOD	ZONE NO.	REMARKS
PIPING WELDS LOOP B							
Ref. Dwg. No. 03-09							
1-E12-0100	24" Pipe to 24" x 8" Weldolet	80A0183	N/A	C-F	PT	XIV	
1-E12-0101	24" x 8" Weldolet to 8" Pipe Cap	80A0183	N/A	C-F	PT	XIV	
1-E12-0084	24" Pipe to Elbow	80A0186	PY-24-40- CS	C-F	UT	XIV	
		80A0183	N/A		PT		
1-E12-0085	24" Elbow to Pipe	80A0186	PY-24-40- CS	C-F	UT	XIV	
		80A0183	N/A		PT		
1-E12-0086	24" Pipe to Flange	80A0186	PY-24-40- CS	C-F	UT	XIV	
		80A0183	N/A		PT		

System: RHR
 Document No. 80A4422
 Preservice Inspection



By: JK / 1/3/85
 App: JK / 1/3/85
 Rev. 4 Page 119 of 212

COMPONENT IDENTIFICATION	COMPONENT DESCRIPTION	PROCEDURE NUMBER	CALIBRATION BLOCK (if applicable)	CODE CATEGORY ITEM NO.	CODE EXAM METHOD	DATA SHEET	INDICATIONS		REMARKS
							Record'I	Geom'I	
WELDED ATTACHMENTS Ref. Dwg. No. 03-09									
1-E12-H403-WA	Pipe Welded Attachment			80A0183		N/A	C-E	PT	XIV
1-E12-H368-WA	Pipe Welded Attachment			80A0183		N/A	C-E	PT	XIV
1-E12-H369-WA	Pipe Welded Attachment			80A0183		N/A	C-E	PT	XIV
1-E12-H372-WA	Pipe Welded Attachment			80A0183		N/A	C-E	PT	XIII
1-E12-H359-WA	Pipe Welded Attachment			80A0183		N/A	C-E	PT	XIII 
1-E12-H360-WA	Pipe Welded Attachment			80A0183		N/A	C-E	PT	XIII



PROGRAM PLAN AND SCHEDULE

System: RHR
Document No. 80A4422
Preservice Inspection

5532 - PERRY

By: _____ / _____
App: AK / 3/85
Rev. 4 Page 120 of 212

COMPONENT IDENTIFICATION	COMPONENT DESCRIPTION	PROCEDURE NUMBER	CALIBRATION BLOCK (if applicable)	CODE CATEGORY	CODE EXAM METHOD	ZONE NO.	REMARKS
PIPING WELDS LOOP B							
Ref. Dwg. No. 03-10							
1-E12-0161	18" Flange to Pipe	80A0186	PY-18-40- CS	C-F	UT	XIV	
		80A0183	N/A		PT		
1-E12-0162	18" Pipe to 18" x 6" Weldolet	80A0183	N/A	C-F	PT	XIV	
1-E12-0164	18" Pipe to Flanged Valve F031B	80A0186	PY-18-40- CS	C-F	UT	XIV	
		80A0183	N/A		PT		
1-E12-0165	18" Flanged Valve F031B to Pipe	80A0186	PY-18-40- CS	C-F	UT	XIV	
		80A0183	N/A		PT		
1-E12-0166	18" Pipe to Valve F029B	80A0186	PY-18-40- CS	C-F	UT	XIV	
		80A0183	N/A		PT		
1-E12-0167	18" Valve F029B to Pipe	80A0186	PY-18-40- CS	C-F	UT	XIV	
		80A0183	N/A		PT		
1-E12-0168	18" Pipe to 18" x 8" Weldolet	80A0183	N/A	C-F	PT	XIV	



PROGRAM PLAN AND SCHEDULE

System: RHR
Document No. 80A4422
Preservice Inspection

5532 - PERRY

By: AK
App: 1355
Rev. # 1 Page 121 of 212

COMPONENT IDENTIFICATION	COMPONENT DESCRIPTION	PROCEDURE NUMBER	CALIBRATION BLOCK (If applicable)	CODE CATEGORY	CODE EXAM METHOD	ZONE NO.	REMARKS
PIPING WELDS LOOP B Ref. Dwg. No. 03-10							
1-E12-0246	18" x 8" Weldolet to 8" Pipe	80A0183	N/A	C-F	PT	XIV	
1-E12-0245	8" Pipe to Elbow	80A0183	N/A	C-F	PT	XIV	
1-E12-0244	8" Elbow to Pipe	80A0183	N/A	C-F	PT	XIV	
1-E12-0243	8" Pipe to Elbow	80A0183	N/A	C-F	PT	XIV	
1-E12-0242	8" Elbow to Pipe	80A0183	N/A	C-F	PT	XIV	
1-E12-0241	8" Pipe to 8" x 8" x 8" Tee	80A0183	N/A	C-F	PT	XIV	
1-E12-0247	8" Tee to Pipe	80A0183	N/A	C-F	PT	XIV	
1-E12-0248	8" Pipe to Elbow	80A0183	N/A	C-F	PT	XIV	



PROGRAM PLAN AND SCHEDULE

System: RHR
Document No. 80A4422
Preservice Inspection

5532 - PERRY

By: /
App: ATC / 1 3/85
Rev. # Page 122 of 212

COMPONENT IDENTIFICATION	COMPONENT DESCRIPTION	PROCEDURE NUMBER	CALIBRATION BLOCK (if applicable)	CODE CATEGORY	CODE EXAM METHOD	ZONE NO	REMARKS
PIPING WELDS LOOP B							
Ref. Dwg. No. 03-10							
1-E12-0249	8" Elbow to Pipe	80A0183	N/A	C-F	PT	XIII	
1-E12-0250	8" Pipe to Valve F504	80A0183	N/A	C-F	PT	XIII	
1-E12-0240	8" x 8" x 8" Tee to Pipe	80A0183	N/A	C-F	PT	XIV	
1-E12-0239	8" Pipe to Valve F072B	80A0183	N/A	C-F	PT	XIV	
1-E12-0169	18" Pipe to Elbow	80A0186	PY-18-40-CS	C-F	UT	XIV	
		80A0183	N/A		PT		
1-E12-0170	18" Elbow to Pipe	80A0186	PY-18-40-CS	C-F	UT	XIV	
		80A0183	N/A		PT		
1-E12-0171	18" Pipe to 18" x 18" x 18" Tee	80A0186	PY-18-40-CS	C-F	UT	XII	
		80A0183	N/A		PT		
1-E12-0757	18" x 18" x 18" Tee to Pipe	80A0186	PY-18-40-CS	C-F	UT	XII	
		80A0183	N/A		PT		



PROGRAM PLAN AND SCHEDULE

System: RHR
Document No. 80A4422
Preservice Inspection

5532 - PERRY

By: AK
App: 13/85
Rev. 4 Page 123 of 212

COMPONENT IDENTIFICATION	COMPONENT DESCRIPTION	PROCEDURE NUMBER	CALIBRATION BLOCK (If applicable)	CODE CATEGORY	CODE EXAM METHOD	ZONE NO.	REMARKS
PIPING WELDS LOOP B							
Ref. Dwg. No. 03-10							
1-E12-0756	18" Pipe to Elbow	80A0186	PY-18-40- CS	C-F	UT	XII	
		80A0183	N/A		PT		
1-E12-0755	18" Elbow to Pipe	80A0186	PY-18-40- CS	C-F	UT	XII	
		80A0183	N/A		PT		
1-E12-0754	18" Pipe to Valve F048B	80A0186	PY-18-40- CS	C-F	UT	XII	
		80A0183	N/A		PT		
1-E12-0172	18" Tee to Pipe	80A0186	PY-18-40- CS	C-F	UT	XI	
		80A0183	N/A		PT		
1-E12-0173	18" Pipe to Elbow	80A0186	PY-18-40- CS	C-F	UT	XI	
		80A0183	N/A		PT		
1-E12-0174	18" Elbow to Pipe	80A0186	PY-18-40- CS	C-F	UT	XI	
		80A0183	N/A		PT		
1-E12-0175	18" Pipe to Valve F047B	80A0186	PY-18-40- CS	C-F	UT	XI	
		80A0183	N/A		PT		
1-E12-0176	18" Valve F047B to Pipe	80A0186	PY-18-40- CS	C-F	UT	XI	
		80A0183	N/A		PT		



PROGRAM PLAN AND SCHEDULE

System: RHR
Document No. 80A4422
Preservice Inspection

5532 - PERRY

By: /
App: AIC 13/85
Rev. 4 Page 124 of 212

COMPONENT IDENTIFICATION	COMPONENT DESCRIPTION	PROCEDURE NUMBER	CALIBRATION BLOCK (If applicable)	CODE CATEGORY	CODE EXAM METHOD	ZONE NO.	REMARKS
PIPING WELDS LOOP B							
Ref. Dwg. No. 03-10							
1-E12-0177	18" Pipe to Elbow	80A0186	PY-18-40-CS	C-F	UT	XI	
		80A0183	N/A		PT		
1-E12-0178	18" Elbow to Pipe	80A0186	PY-18-40-CS	C-F	UT	XI	
		80A0183	N/A		PT		
1-E12-0179	18" Pipe to Elbow	80A0186	PY-18-40-CS	C-F	UT	XI	
		80A0183	N/A		PT		
1-E12-0180	18" Elbow to Pipe	80A0186	PY-18-40-CS	C-F	UT	XI	
		80A0183	N/A		PT		
1-E12-0184	18" Pipe to Elbow	80A0186	PY-18-40-CS	C-F	UT	XI	
		80A0183	N/A		PT		
1-E12-0185	18" Elbow to Pipe	80A0186	PY-18-40-CS	C-F	UT	XI	
		80A0183	N/A		PT		
1-E12-0186	18" Pipe to 18" x 18" x 10" Tee	80A0186	PY-18-40-CS	C-F	UT	XI	
		80A0183	N/A		PT		
1-E12-0187	18" x 18" x 10" Tee to 10" Pipe	80A0183	N/A	C-F	PT	XI	



PROGRAM PLAN AND SCHEDULE

System: RHR
Document No. 80A4422
Preservice Inspection

5532 - PERRY

By: /
App: ALC 13/83
Rev. 4 Page 125 of 212

COMPONENT IDENTIFICATION	COMPONENT DESCRIPTION	PROCEDURE NUMBER	CALIBRATION BLOCK (If applicable)	CODE CATEGORY	CODE EXAM METHOD	ZONE NO.	REMARKS
PIPING WELDS LOOP B							
Ref. Dwg. No. 03-10							
1-E12-0983	10" Pipe to 10" x 10" x 6" Tee	80A0183	N/A	C-F	PT	XI	
1-E12-0984	10" x 10" x 6" Tee to 6" Pipe	80A0183	N/A	C-F	PT	XI	
1-E12-0985	6" Pipe to Elbow	80A0183	N/A	C-F	PT	XI	
1-E12-0986	6" Elbow to Pipe	80A0183	N/A	C-F	PT	XI	
1-E12-0983-A	10" x 10" x 6" Tee to 10" Pipe	80A0183	N/A	C-F	PT	XI	
1-E12-0987	6" Pipe to Valve F087B	80A0183	N/A	C-F	PT	XI	
1-E12-0982-A	10" Pipe to 10" x 6" Reducer	80A0183	N/A	C-F	PT	XI	
1-E12-0982	10" x 6" Reducer to 6" Valve F051B	80A0183	N/A	C-F	PT	XI	



PROGRAM PLAN AND SCHEDULE

System: RHR
 Document No. 80A4422
 Preservice Inspection

5532 - PERRY

By: _____ / _____
 App: AK / 3/85
 Rev. 4 Page 126 of 212

COMPONENT IDENTIFICATION	COMPONENT DESCRIPTION	PROCEDURE NUMBER	CALIBRATION BLOCK (If applicable)	CODE CATEGORY	CODE EXAM METHOD	ZONE NO.	REMARKS
PIPING WELDS LOOP B							
Ref. Dwg. No. 03-10							
1-E12-0981	6" Valve F051B to 10" x 6" Reducer	PPP-IX-RT-5	N/A	C-F	RT	XI	RT Procedure by CEI
		80A0183	N/A		PT		
1-E12-0980-A	10" x 6" Reducer to 10" Pipe	80A0186	PY-10-100-CS	C-F	UT	XI	
		80A0183	N/A		PT		
1-E12-0980	10" Pipe to Elbow	80A0186	PY-10-100-CS	C-F	UT	XI	
		80A0183	N/A		PT		
1-E12-0979	10" Elbow to Pipe	80A0186	PY-10-100-CS	C-F	UT	XI	
		80A0183	N/A		PT		
1-E12-0978	10" Pipe to 10" x 10" x 6" Tee	80A0186	PY-10-100-CS	C-F	UT	XI	
		80A0183	N/A		PT		
1-E12-0989	10" x 10" x 6" Tee to 6" Pipe	80A0186	PY-6-120-CS	C-F	UT	XI	
		80A0183	N/A		PT		
1-E12-0988	6" Pipe to Valve F087B	80A0186	PY-6-120-CS	C-F	UT	XI	
		80A0183	N/A		PT		
1-E12-0977	10" x 10" x 6" Tee to 10" Pipe	80A0186	PY-10-100-CS	C-F	UT	XI	
		80A0183	N/A		PT		



PROGRAM PLAN AND SCHEDULE

System: RHR
Document No. 80A4422
Preservice Inspection

5532 - PERRY

By:
App: AIC / 3/85
Rev. 4 Page 127 of 212

COMPONENT IDENTIFICATION	COMPONENT DESCRIPTION	PROCEDURE NUMBER	CALIBRATION BLOCK (If applicable)	CODE CATEGORY	CODE EXAM METHOD	ZONE NO	REMARKS
PIPING WELDS LOOP B Ref. Dwg. No. 03-10							
1-E12-0976	10" Pipe to Elbow	80A0186	PY-10-100- CS	C-F	UT	XI	
		80A0183	N/A		PT		
1-E12-0975	10" Elbow to Pipe	80A0186	PY-10-100- CS	C-F	UT	XI	
		80A0183	N/A		PT		
1-E12-0974	10" Pipe to Valve F052B	80A0186	PY-10-100- CS	C-F	UT	XI	
		80A0183	N/A		PT		
1-E12-0973	10" Valve F052B to Pipe	80A0186	PY-10-100- CS	C-F	UT	XI	
		80A0183	N/A		PT		
1-E12-0973-A	10" Pipe (SCH 100) to Pipe (SCH 080)	80A0186	PY-10-80- CS	C-F	UT	XI	
		80A0183	N/A		PT		
1-E12-0972	10" Pipe to Elbow	80A0186	PY-10-80- CS	C-F	UT	XI	
		80A0183	N/A		PT		
1-E12-0971	10" Elbow to Pipe	80A0186	PY-10-80- CS	C-F	UT	XI	
		80A0183	N/A		PT		
1-E12-0970	10" Pipe to Elbow	80A0186	PY-10-80- CS	C-F	UT	XI	
		80A0183	N/A		PT		



PROGRAM PLAN AND SCHEDULE

System: RHR
Document No. 80A4422
Preservice Inspection

5532 - PERRY

By: /
App: AIC / 13/95
Rev. 4 Page 128 of 212

COMPONENT IDENTIFICATION	COMPONENT DESCRIPTION	PROCEDURE NUMBER	CALIBRATION BLOCK (If applicable)	CODE CATEGORY	CODE EXAM METHOD	ZONE NO.	REMARKS
PIPING WELDS LOOP B							
Ref. Dwg. No. 03-10							
1-E12-0969	10" Elbow to Pipe	80A0186	PY-10-80-CS	C-F	UT	XI	
		80A0183	N/A		PT		
1-E12-0968	10" Pipe to 10" x 10" x 10" Tee	80A0186	PY-10-80-CS	C-F	UT	XI	
		80A0183	N/A		PT		
1-E12-0918	10" Pipe to 10" x 10" x 10" Tee	80A0186	PY-10-80-CS	C-F	UT	XI	
		80A0183	N/A		PT		
1-E12-0917	10" x 10" x 10" Tee to Pipe	80A0186	PY-10-80-CS	C-F	UT	XI	
		80A0183	N/A		PT		
1-E12-0916	10" Pipe to Elbow	80A0186	PY-10-80-CS	C-F	UT	XI	
		80A0183	N/A		PT		
1-E12-0915	10" Elbow to Pipe	80A0186	PY-10-80-CS	C-F	UT	XI	
		80A0183	N/A		PT		
1-E12-0914	10" Pipe to 10" x 10" x 4" Tee RCIC Head Spray Intertie	80A0186	PY-10-80-CS	C-F	UT	XI	
		80A0183	N/A		PT		
1-E12-0188	18" x 18" x 10" Tee to 18" Pipe	80A0186	PY-18-40-CS	C-F	UT	XI	
		80A0183	N/A		PT		



PROGRAM PLAN AND SCHEDULE

System: RHR
Document No. 80A4422
Preservice Inspection

5532 - PERRY

By: _____ / _____
App: AV / 383
Rev. 4 Page 129 of 212

COMPONENT IDENTIFICATION	COMPONENT DESCRIPTION	PROCEDURE NUMBER	CALIBRATION BLOCK (If applicable)	CODE CATEGORY	CODE EXAM METHOD	ZONE NO.	REMARKS
PIPING WELDS LOOP B							
Ref. Dwg. No. 07-10							
1-E12-0189	18" Pipe to 18" x 20" Reducer	80A0186	PY-18-40- CS	C-F	UT	XII	
		80A0183	N/A		PT		
1-E12-0190	18" x 20" Reducer to 20" Pipe	80A0186	PY-20-40- CS	C-F	UT	XII	
		80A0183	N/A		PT		
1-E12-0191	20" Pipe to Heat Exchanger B001B Inlet Nozzle	80A0186	PY-20-40- CS	C-F	UT	XII	
		80A0183	N/A		PT		



System: RHR
Document No. 80A4422
Preservice Inspection

PROGRAM PLAN AND SCHEDULE

5532 - PERRY

By: /
App: ATK / 13/95
Rev. 4 Page 130 of 212

COMPONENT IDENTIFICATION	COMPONENT DESCRIPTION	PROCEDURE NUMBER	CALIBRATION BLOCK (If applicable)	CODE CATEGORY	CODE EXAM METHOD	ZONE NO.	REMARKS
WELDED ATTACHMENTS Ref. Dwg. No. 03-10							
I-E12-H187-WA	Pipe Welded Attachment	80A0183	N/A	C-E	PT	XII	
I-E12-H281-WA	Pipe Welded Attachment	80A0183	N/A	C-E	PT	XII	



PROGRAM PLAN AND SCHEDULE

System: RHR
Document No. 80A4422
Preservice Inspection

5532 - PERRY

By: _____ / _____
App: AK / 13/85
Rev. 4 Page 131 of 212

COMPONENT IDENTIFICATION	COMPONENT DESCRIPTION	PROCEDURE NUMBER	CALIBRATION BLOCK (If applicable)	CODE CATEGORY	CODE EXAM METHOD	ZONE NO.	REMARKS
PIPING WELDS - LOOP B Ref. Dwg. No. 03-11							
1-E12-0163	18" x 6" Weldolet to 6" Pipe	80A0183	N/A	C-F	PT	XIV	
1-E12-0679	6" Pipe to Elbow	80A0183	N/A	C-F	PT	XIV	
1-E12-0678	6" Elbow to Pipe	80A0183	N/A	C-F	PT	XIV	
1-E12-0677	6" Pipe to Elbow	80A0183	N/A	C-F	PT	XIII	
1-E12-0676	6" Elbow to Pipe	80A0183	N/A	C-F	PT	XIII	
1-E12-0675	6" Pipe to Valve F064B	80A0183	N/A	C-F	PT	XIII	
1-E12-0674	6" Valve F064B to Pipe	80A0183	N/A	C-F	PT	XIII	
1-E12-0673	6" Pipe to Flange ROD001B	80A0183	N/A	C-F	PT	XIII	



PROGRAM PLAN AND SCHEDULE

System: RHR
Document No. 80A4422
Preservice Inspection

5532 - PERRY

By: /
App: AIC 13/85
Rev. # Page 132 of 212

COMPONENT IDENTIFICATION	COMPONENT DESCRIPTION	PROCEDURE NUMBER	CALIBRATION BLOCK (If applicable)	CODE CATEGORY	CODE EXAM METHOD	ZONE NO.	REMARKS
PIPING WELDS - LOOP B							
Ref. Dwg. No. 03-11							
1-E12-0672	6" Flange ROD001B to Pipe	80A0183	N/A	C-F	PT	XIII	
1-E12-0671	6" Pipe to Flanged Valve F046B	80A0183	N/A	C-F	PT	XIII	
1-E12-0670	6" Flanged Valve F046B to Pipe	80A0183	N/A	C-F	PT	XIII	
1-E12-0669-A	6" Pipe to Elbow	80A0183	N/A	C-F	PT	XIII	
1-E12-0669	6" Elbow to Pipe	80A0183	N/A	C-F	PT	XIII	
1-E12-0668	6" Pipe to Elbow	80A0183	N/A	C-F	PT	XIII	
1-E12-0667	6" Elbow to Pipe	80A0183	N/A	C-F	PT	XIII	
1-E12-0666	6" Pipe to Elbow	80A0183	N/A	C-F	PT	XIII	



PROGRAM PLAN AND SCHEDULE

System: RHR
Document No. 80A4422
Preservice Inspection

5532 - PERRY

By:
App: AL / 13/85
Rev. 4 Page 133 of 212

COMPONENT IDENTIFICATION	COMPONENT DESCRIPTION	PROCEDURE NUMBER	CALIBRATION BLOCK (If applicable)	CODE CATEGORY	CODE EXAM METHOD	ZONE NO.	REMARKS
PIPING WELDS - LOOP B							
Ref. Dwg. No. 03-11							
1-E12-0665	6" Elbow to Pipe	80A0183	N/A	C-F	PT	XIII	
1-E12-0664	6" Pipe to Elbow	80A0183	N/A	C-F	PT	XIII	
1-E12-0663	6" Elbow to Pipe	80A0183	N/A	C-F	PT	XIII	
1-E12-0662	6" Pipe to Elbow	80A0183	N/A	C-F	PT	XIII	
1-E12-0661	6" Elbow to Pipe	80A0183	N/A	C-F	PT	XIII	
1-E12-0660	6" Pipe to Elbow	80A0183	N/A	C-F	PT	XIII	
1-E12-0659	6" Elbow to Pipe	80A0183	N/A	C-F	PT	XIII	
1-E12-0658	6" Pipe to Elbow	80A0183	N/A	C-F	PT	XII	



PROGRAM PLAN AND SCHEDULE

System: RHR
 Document No. 80A4422
 Preservice Inspection

5532 - PERRY

By: _____ / _____
 App: AIC / 13/85
 Rev. 4 Page 134 of 212

COMPONENT IDENTIFICATION	COMPONENT DESCRIPTION	PROCEDURE NUMBER	CALIBRATION BLOCK (If applicable)	CODE CATEGORY	CODE EXAM METHOD	ZONE NO.	REMARKS
PIPING WELDS - LOOP B							
Ref. Dwg. No. 03-11							
1-E12-0657	6" Elbow to Pipe	80A0183	N/A	C-F	PT	XII	
1-E12-0656	6" Pipe to Valve F018B	80A0183	N/A	C-F	PT	XII	
1-E12-0655	6" Valve F018B to Pipe	80A0183	N/A	C-F	PT	XII	
1-E12-0654	6" Pipe to 6" x 6" x 6" Tee	80A0183	N/A	C-F	PT	XII	
1-E12-0651	6" Tee to 6" Pipe	80A0183	N/A	C-F	PT	XII	
1-E12-0652	6" Pipe to Elbow	80A0183	N/A	C-F	PT	XII	
1-E12-0653	6" Elbow to 6" x 4" Reducer	80A0183	N/A	C-F	PT	XII	
1-E12-0650	6" x 6" x 6" Tee to Pipe	80A0183	N/A	C-F	PT	XII	



PROGRAM PLAN AND SCHEDULE

System: RHR
Document No. 80A4422
Preservice Inspection

5532 - PERRY

By: _____
App: AIC / 13/85
Rev. 4 Page 135 of 212

COMPONENT IDENTIFICATION	COMPONENT DESCRIPTION	PROCEDURE NUMBER	CALIBRATION BLOCK (If applicable)	CODE CATEGORY	CODE EXAM METHOD	ZONE NO.	REMARKS
PIPING WELDS - LOOP B							
Ref. Dwg. No. 03-11							
1-E12-0649	6" Pipe to 18" x 6" Weldolet	80A0183	N/A	C-F	PT	XII	
1-E12-0648	18" x 6" Weldolet to 18" Pipe	80A0183	N/A	C-F	PT	XII	
1-E12-0638A	18" Pipe to Pipe	80A0183	N/A	N/A	PT	XII	Customer requested exam
1-E12-0639	18" Pipe to Penetration P407	80A0183	N/A	C-F	PT	XII	
1-E12-0640	18" Penetration P407 to Pipe	80A0183	N/A	C-F	PT	IX	
1-E12-0641	18" Pipe to Elbow	80A0183	N/A	C-F	PT	IX	
1-E12-0642	18" Elbow to Flange ROD003B	80A0183	N/A	C-F	PT	IX	
1-E12-0643	18" Flange ROD003B to 18" x 10" Reducer	80A0183	N/A	C-F	PT	XVII	

System: RHR
 Document No. 80A4422
 Preservice Inspection



PROGRAM PLAN AND SCHEDULE
 5532 - PERRY

By: _____ / _____
 App: AVL / 3/85
 Rev. 4 Page 136 of 212

COMPONENT IDENTIFICATION	COMPONENT DESCRIPTION	PROCEDURE NUMBER	CALIBRATION BLOCK (If applicable)	CODE CATEGORY	CODE EXAM METHOD	ZONE NO.	REMARKS
PIPING WELDS - LOOP B							
Ref. Dwg. No. 03-11							
I-E12-0643-D	Reducer Seam, Downstream	80A0183	N/A	C-F	PT	XVII	
I-E12-0644	18" x 10" Reducer to 10" Pipe	80A0183	N/A	C-F	PT	XVII	
I-E12-0644-U	Reducer Seam, Upstream	80A0183	N/A	C-F	PT	XVII	
I-E12-0644-D	Pipe Seam	80A0183	N/A	C-F	PT	XVII	
I-E12-0645	10" Pipe to Elbow	80A0183	N/A	C-F	PT	XVII	
I-E12-0645-U	Pipe Seam	80A0183	N/A	C-F	PT	XVII	
I-E12-0645-D1	Elbow Short Seam	80A0183	N/A	C-F	PT	XVII	
I-E12-0645-D2	Elbow Long Seam	80A0183	N/A	C-F	PT	XVII	



System: RHR
 Document No. 80A4422
 Preservice Inspection


PROGRAM PLAN AND SCHEDULE
 5532 - PERRY

By: _____ / _____
 App: AR / 3/85
 Rev. 4 Page 137 of 212

COMPONENT IDENTIFICATION	COMPONENT DESCRIPTION	PROCEDURE NUMBER	CALIBRATION BLOCK (If applicable)	CODE CATEGORY	CODE EXAM METHOD	ZONE NO.	REMARKS
PIPING WELDS - LOOP B							
Ref. Dwg. No. 03-11							
1-E12-0646	10" Elbow to Pipe	80A0183	N/A	C-F	PT	XVII	
1-E12-0646-U1	Elbow Short Seam	80A0183	N/A	C-F	PT	XVII	
1-E12-0646-U2	Elbow Long Seam	80A0183	N/A	C-F	PT	XVII	
1-E12-0646-D	Pipe Seam, Downstream	80A0183	N/A	C-F	PT	XVII	
1-E12-0638	18" Pipe to Elbow	80A0183	N/A	C-F	PT	XII	
1-E12-0637	18" Elbow to Pipe	80A0183	N/A	C-F	PT	XII	
1-E-12-0636A	18" Pipe to Pipe	80A0183	N/A	N/A	PT	XII	Customer requested exam
1-E12-0636	18" Pipe to Valve F024B	80A0183	N/A	C-F	PT	XII	



PROGRAM PLAN AND SCHEDULE
 5532 - PERRY

COMPONENT IDENTIFICATION	COMPONENT DESCRIPTION	PROCEDURE NUMBER	CALIBRATION BLOCK (If applicable)	CODE CATEGORY	CODE EXAM METHOD	ZONE NO.	REMARKS
PIPING WELDS - LOOP B							
Ref. Dwg. No. 03-11							
1-E12-0635	18" Valve F024B to Pipe	80A0186	PY-18-40- CS	C-F	UT	XII	
		80A0183	N/A		PT		
1-E12-0633	18" Pipe to Elbow	80A0186	PY-18-40- CS	C-F	UT	XII	
		80A0183	N/A		PT		
1-E12-0632	18" Elbow to Pipe	80A0186	PY-18-40- CS	C-F	UT	XII	
		80A0183	N/A		PT		
1-E12-0631A	18" Pipe to Pipe	80A0183	N/A	N/A	PT	XII	Customer  requested exam
1-E12-0631	18" Pipe to Elbow	80A0186	PY-18-40- CS	C-F	UT	XII	
		80A0183	N/A		PT		
1-E12-0630	18" Elbow to Pipe	80A0186	PY-18-40- CS	C-F	UT	XII	
		80A0183	N/A		PT		
1-E12-0629	18" Pipe to 18" x 18" x 18" Tee	80A0186	PY-18-40- CS	C-F	UT	XII	
		80A0183	N/A		PT		
1-E12-0627-A	18" x 18" x 18" Tee to Pipe	80A0186	PY-18-40- CS	C-F	UT	XII	
		80A0183	N/A		PT		

System: RHR
 Document No. 80A4422
 Preservice Inspection



PROGRAM PLAN AND SCHEDULE
 5532 - PERRY

By: _____ / _____
 App: AL / 3/85
 Rev. 4 Page 139 of 212

COMPONENT IDENTIFICATION	COMPONENT DESCRIPTION	PROCEDURE NUMBER	CALIBRATION BLOCK (If applicable)	CODE CATEGORY	CODE EXAM METHOD	ZONE NO.	REMARKS
PIPING WELDS - LOOP B							
Ref. Dwg. No. 03-11							
1-E12-0627	18" Pipe to Flange ROD004B	80A0186	PY-18-40- CS	C-F	UT	XII	
		80A0183	N/A		PT		
1-E12-0628	18" x 18" x 18" Tee to Pipe	80A0186	PY-18-40- CS	C-F	UT	XII	
		80A0183	N/A		PT		
1-E12-0626-A	18" Pipe to Elbow	80A0186	PY-18-40- CS	C-F	UT	XII	
		80A0183	N/A		PT		
1-E12-0626	18" Elbow to Pipe	80A0186	PY-18-40- CS	C-F	UT	XII	
		80A0183	N/A		PT		
PIPING WELDS - LOOP B							
Ref. Dwg. No. 03-12							
1-E12-0614	18" Pipe to 18" x 10" Sweepolet	80A0183	N/A	C-F	PT	XII	
1-E12-0615	18" x 10" Sweepolet to 10" Pipe	80A0183	N/A	C-F	PT	XII	
1-E12-0616	10" Pipe to Elbow	80A0183	N/A	C-F	PT	XII	
1-E12-0617	10" Elbow to Pipe	80A0183	N/A	C-F	PT	XII	



System: RHR
 Document No. 80A4422
 Preservice Inspection

PROGRAM PLAN AND SCHEDULE
 5532 - PERRY

By: /
 App: AIC 13/85
 Rev. 4 Page 141 of 212

COMPONENT IDENTIFICATION	COMPONENT DESCRIPTION	PROCEDURE NUMBER	CALIBRATION BLOCK (If applicable)	CODE CATEGORY	CODE EXAM METHOD	ZONE NO.	REMARKS
PIPING WELDS - LOOP B							
Ref. Dwg. No. 03-12							
1-E12-0613	18" Pipe to 18" x 18" x 18" Tee	80A0186	PY-18-40-CS	C-F	UT	XII	
		80A0183	N/A		PT		
1-E12-0567	18" Tee to Pipe	80A0186	PY-18-40-CS	C-F	UT	XII	
		80A0183	N/A		PT		
1-E12-0566	18" Pipe to Flange FE N014B	80A0186	PY-18-40-CS	C-F	UT	XII	
		80A0183	N/A		PT		
1-E12-0568	18" x 18" x 18" Tee to Pipe	80A0186	PY-18-40-CS	C-F	UT	XII	
		80A0183	N/A		PT		
1-E12-0569	18" Pipe to 18" x 12" Reducer	80A0186	PY-18-40-CS	C-F	UT	XII	
		80A0183	N/A		PT		
1-E12-0570	18" x 12" Reducer to 12" Pipe	80A0183	N/A	C-F	PT	XII	
1-E12-0570A	12" Pipe to Pipe	80A0183	N/A	N/A	PT	XII	Customer requested exam
1-E12-0571	12" Pipe to Elbow	80A0183	N/A	C-F	PT	XII	

System: RHR
Document No. 80A4422
Preservice Inspection



PROGRAM PLAN AND SCHEDULE

5532 - PERRY

By: /
App: AIL / 3/85
Rev. 4 Page 142 of 212

COMPONENT IDENTIFICATION	COMPONENT DESCRIPTION	PROCEDURE NUMBER	CALIBRATION BLOCK (If applicable)	CODE CATEGORY	CODE EXAM METHOD	ZONE NO.	REMARKS
PIPING WELDS - LOOP B Ref. Dwg. No. 03-12							
1-E12-0572	12" Elbow to Pipe	80A0183	N/A	C-F	PT	XII	
1-E12-0573	12" Pipe to Elbow	80A0183	N/A	C-F	PT	XII	
1-E12-0574	12" Elbow to Pipe	80A0183	N/A	C-F	PT	XII	
1-E12-0575	12" Pipe to Elbow	80A0183	N/A	C-F	PT	XII	
1-E12-0576	12" Elbow to Pipe	80A0183	N/A	C-F	PT	XII	
1-E12-0577	12" Pipe to Elbow	80A0183	N/A	C-F	PT	XI	
1-E12-0578	12" Elbow to Pipe	80A0183	N/A	C-F	PT	XI	
1-E12-0588	12" Pipe to 12" x 8" Sweepolet	80A0183	N/A	C-F	PT	XI	

System: RHR
 Document No. 80A4422
 Preservice Inspection



PROGRAM PLAN AND SCHEDULE
 5532 - PERRY

By: _____
 App: AK / 3/93
 Rev. # _____ Page 143 of 212

COMPONENT IDENTIFICATION	COMPONENT DESCRIPTION	PROCEDURE NUMBER	CALIBRATION BLOCK (If applicable)	CODE CATEGORY	CODE EXAM METHOD	ZONE NO	REMARKS
PIPING WELDS - LOOP B							
Ref. Dwg. No. 03-12							
1-E12-0589	12" x 8" Sweepolet to 8" Pipe	80A0183	N/A	C-F	PT	XI	
1-E12-0590	8" Pipe to Elbow	80A0183	N/A	C-F	PT	XI	
1-E12-0591	8" Elbow to Pipe	80A0183	N/A	C-F	PT	XI	
1-E12-0592	8" Pipe to Elbow	80A0183	N/A	C-F	PT	XI	
1-E12-0593	8" Elbow to Pipe	80A0183	N/A	C-F	PT	XI	
1-E12-0594	8" Pipe to Elbow	80A0183	N/A	C-F	PT	XI	
1-E12-0595	8" Elbow to Pipe	80A0183	N/A	C-F	PT	XI	
1-E12-0596	8" Pipe to Elbow	80A0183	N/A	C-F	PT	XI	

System: RHR
 Document No. 80A4422
 Preservice Inspection

ITIS
PROGRAM PLAN AND SCHEDULE
 5532 - PERRY

By: _____ / _____
 App: X / 3/85
 Rev. 4 Page 144 of 212

COMPONENT IDENTIFICATION	COMPONENT DESCRIPTION	PROCEDURE NUMBER	CALIBRATION BLOCK (If applicable)	CODE CATEGORY	CODE EXAM METHOD	ZONE NO.	REMARKS
PIPING WELDS - LOOP B Ref. Dwg. No. 03-12							
1-E12-0597	8" Elbow to Pipe	80A0183	N/A	C-F	PT	XI	
1-E12-0598	8" Pipe to Valve F063B	80A0183	N/A	C-F	PT	XI	
1-E12-0578A	12" Pipe to Pipe	80A0183	N/A	N/A	PT	XI	Customer requested exam
1-E12-0579	12" Pipe to Valve F053B	80A0183	N/A	C-F	PT	XI	
1-E12-0580	12" Valve F053B to Pipe	80A0186	PY-12-100- CS	C-F	UT	XI	
		80A0183	N/A		PT		
1-E12-0581	12" Pipe to Elbow	80A0186	PY-12-100- CS	C-F	UT	XI	
		80A0183	N/A		PT		
1-E12-0582	12" Elbow to Pipe	80A0186	PY-12-100- CS	C-F	UT	XI	
		80A0183	N/A		PT		
1-E12-0583	12" Pipe to Valve F050B	80A0186	PY-12-100- CS	C-F	UT	XI	
		80A0183	N/A		PT		

System: RHR
 Document No. 80A4422
 Preservice Inspection



PROGRAM PLAN AND SCHEDULE
 5532 - PERRY

By: _____
 App: AK / 13/85
 Rev. 4 Page 145 of 212

COMPONENT IDENTIFICATION	COMPONENT DESCRIPTION	PROCEDURE NUMBER	CALIBRATION BLOCK (If applicable)	CODE CATEGORY	CODE EXAM METHOD	ZONE NO.	REMARKS
PIPING WELDS - LOOP B							
Ref. Dwg. No. 03-12							
1-E12-0584	12" Valve F050B to Pipe	80A0186	PY-12-120- CS	C-F	UT	XI	
		80A0183	N/A		PT		
1-E12-0585	12" Pipe to 12" x 6" Sweepolet	80A0183	N/A	C-F	PT	XI	
1-E12-0586	12" Pipe to 12" x 14" Reducing Sleeve	80A0186	PY-12-120- CS	C-F	UT	XI	
		80A0183	N/A		PT		
WELDED ATTACHMENTS							
Ref. Dwg. No. 03-12							
1-E12-0617-WA	Pipe Welded Attachment	80A0183	N/A	C-E	PT	XII	



PROGRAM PLAN AND SCHEDULE

System: RHR
Document No. 80A4422
Preservice Inspection

5532 - PERRY

By: _____ / _____
App: AK / 3/85
Rev. 4 Page 146 of 212


COMPONENT IDENTIFICATION	COMPONENT DESCRIPTION	PROCEDURE NUMBER	CALIBRATION BLOCK (If applicable)	CODE CATEGORY	CODE EXAM METHOD	ZONE NO	REMARKS
PIPING WELDS - LOOP B							
Ref. Dwg. No. 03-13							
1-E12-0682	18" Flange ROD004B to Pipe	80A0186	PY-18-40-CS	C-F	UT	XI	
		80A0183	N/A		PT		
1-E12-0683	18" Pipe to 18" x 12" Reducing Elbow	80A0186	PY-18-40-CS	C-F	UT	XI	
		80A0183	N/A		PT		
1-E12-0684	18" x 12" Reducing Elbow to Pipe	80A0183	N/A	C-F	PT	XI	
1-E12-0685	12" Pipe to Valve F027B	80A0183	N/A	C-F	PT	XI	
1-E12-0686	12" Valve F027B to Pipe	80A0183	N/A	C-F	PT	XI	
1-E12-0687	12" Pipe to Elbow	80A0183	N/A	C-F	PT	XI	
1-E12-0688	12" Elbow to Pipe	80A0183	N/A	C-F	PT	XI	
1-E12-0688A	12" Pipe to Pipe	80A0183	N/A	N/A	PT	XI	Customer requested exam

System: RHR
 Document No. 80A4422
 Preservice Inspection



PROGRAM PLAN AND SCHEDULE
 5532 - PERRY

By: _____
 App: EL / 3/95
 Rev. 4 Page 147 of 212

COMPONENT IDENTIFICATION	COMPONENT DESCRIPTION	PROCEDURE NUMBER	CALIBRATION BLOCK (If applicable)	CODE CATEGORY	CODE EXAM METHOD	ZONE NO.	REMARKS
PIPING WELDS - LOOP B Ref. Dwg. No. 03-13							
I-E12-0689	12" Pipe to Penetration P412 Process Pipe	80A0183	N/A	C-F	PT	XI	
I-E12-0690	12" Penetration P412 Process Pipe to Pipe	80A0183	N/A	C-F	PT	VIII	
I-E12-0691	12" Pipe to 12" x 12" x 12" Tee	80A0183	N/A	C-F	PT	VIII	
I-E12-0721	12" Tee to Pipe	80A0183	N/A	C-F	PT	VIII	
I-E12-0722	12" Pipe to Elbow	80A0183	N/A	C-F	PT	VIII	
I-E12-0723	12" Elbow to Pipe	80A0183	N/A	C-F	PT	VIII	
I-E12-0724	12" Pipe to Elbow	80A0183	N/A	C-F	PT	VIII	
I-E12-0725	12" Elbow to Pipe	80A0183	N/A	C-F	PT	VIII	



PROGRAM PLAN AND SCHEDULE

System: RHR
Document No. 80A4422
Preservice Inspection

5532 - PERRY

By: /
App: AKL / 3/85
Rev. 4 Page 148 of 212

COMPONENT IDENTIFICATION	COMPONENT DESCRIPTION	PROCEDURE NUMBER	CALIBRATION BLOCK (If applicable)	CODE CATEGORY	CODE EXAM METHOD	ZONE NO.	REMARKS
PIPING WELDS - LOOP B							
Ref. Dwg. No. 03-13							
I-E12-0726	12" Pipe to Elbow	80A0183	N/A	C-F	PT	VIII	
I-E12-0727	12" Elbow to Pipe	80A0183	N/A	C-F	PT	VIII	
I-E12-0728	12" Pipe to 12" x 12" x 12" Tee	80A0183	N/A	C-F	PT	VII	
I-E12-0731	12" Tee to Pipe	80A0183	N/A	C-F	PT	VII	
I-E12-0734	12" Pipe to Valve F028B	80A0183	N/A	C-F	PT	VII	
I-E12-0729	12" x 12" x 12" Tee to Elbow	80A0183	N/A	C-F	PT	VII	
I-E12-0730	12" Elbow to Pipe	80A0183	N/A	C-F	PT	VII	
I-E12-0732	12" Pipe to Valve F037B	80A0183	N/A	C-F	PT	VII	



PROGRAM PLAN AND SCHEDULE

System: RHR
Document No. 80A4422
Preservice Inspection

5532 - PERRY

By: _____
App: AK / 13/85
Rev. 4 Page 149 of 212

COMPONENT IDENTIFICATION	COMPONENT DESCRIPTION	PROCEDURE NUMBER	CALIBRATION BLOCK (If applicable)	CODE CATEGORY	CODE EXAM METHOD	ZONE NO.	REMARKS
PIPING WELDS - LOOP B							
Ref. Dwg. No. 03-13							
1-E12-0692	12" x 12" x 12" Tee to Pipe	80A0183	N/A	C-F	PT	VIII	
1-E12-0693	12" Pipe to Valve F042B	80A0183	N/A	C-F	PT	VIII	
1-E12-0694	12" Valve F042B to Pipe	80A0186	PY-12-80- CS	B-J	UT	VIII	
		80A0183	N/A		PT		
1-E12-0695	12" Pipe to Elbow	80A0186	PY-12-80- CS	B-J	UT	VIII	
		80A0183	N/A		PT		
1-E12-0696	12" Elbow to Pipe	80A0186	PY-12-80- CS	B-J	UT	VIII	
		80A0183	N/A		PT		
1-E12-0697	12" Pipe to Elbow	80A0186	PY-12-80- CS	B-J	UT	IX	
		80A0183	N/A		PT		
1-E12-0698	12" Elbow to Pipe	80A0186	PY-12-80- CS	B-J	UT	IX	
		80A0183	N/A		PT		
1-E12-0698A	12" Pipe to Pipe	80A0186	PY-12-80- CS	B-J	UT	IX	
		80A0183	N/A		PT		



PROGRAM PLAN AND SCHEDULE

System: RHR
Document No. 80A4422
Preservice Inspection

5532 - PERRY

By: _____
App: AL / 13/85
Rev. 4 Page 150 of 212

COMPONENT IDENTIFICATION	COMPONENT DESCRIPTION	PROCEDURE NUMBER	CALIBRATION BLOCK (If applicable)	CODE CATEGORY	CODE EXAM METHOD	ZONE NO.	REMARKS
PIPING WELDS - LOOP B							
Ref. Dwg. No. 03-13							
1-E12-0699	12" Pipe to Elbow	80A0186	PY-12-80- CS	B-J	UT	IX	
		80A0183	N/A		PT		
1-E12-0700	12" Elbow to Pipe	80A0186	PY-12-80- CS	B-J	UT	IX	
		80A0183	N/A		PT		
1-E12-0701	12" Pipe to Elbow	80A0186	PY-12-80- CS	B-J	UT	IX	
		80A0183	N/A		PT		
1-E12-0702	12" Elbow to Pipe	80A0186	PY-12-80- CS	B-J	UT	IX	
		80A0183	N/A		PT		
1-E12-0703	12" Pipe to Pipe Bend	80A0186	PY-12-80- CS	B-J	UT	IX	
		80A0183	N/A		PT		
1-E12-0704	12" Pipe Bend to Elbow	80A0186	PY-12-80- CS	B-J	UT	IX	⚠
		80A0183	N/A		PT		
1-E12-0705	12" Elbow to Penetration P2036 Process Pipe	80A0186	PY-12-80- CS	B-J	UT	IX	
		80A0183	N/A		PT		



PROGRAM PLAN AND SCHEDULE

System: RHR
Document No. 80A4422
Preservice Inspection

5532 - PERRY

By: /
App: AIC / 355
Rev. 4 Page 151 of 212

COMPONENT IDENTIFICATION	COMPONENT DESCRIPTION	PROCEDURE NUMBER	CALIBRATION BLOCK (If applicable)	CODE CATEGORY	CODE EXAM METHOD	ZONE NO	REMARKS
PIPING WELDS - LOOP B							
Ref. Dwg. No. 03-13							
1-E12-0706	12" Penetration P2036 Process Pipe to Elbow	80A0186	PY-12-80- CS	B-J	UT	II	△
		80A0183	N/A		PT		
1-E12-0707	12" Elbow to Pipe	80A0186	PY-12-80- CS	B-J	UT	II	
		80A0183	N/A		PT		
1-E12-0708	12" Pipe to Elbow	80A0186	PY-12-80- CS	B-J	UT	III	
		80A0183	N/A		PT		
1-E12-0709	12" Elbow to Pipe	80A0186	PY-12-80- CS	B-J	UT	III	
		80A0183	N/A		PT		
1-E12-0710	12" Pipe to Elbow	80A0186	PY-12-80- CS	B-J	UT	III	
		80A0183	N/A		PT		
1-E12-0711	12" Elbow to Pipe	80A0186	PY-12-80- CS	B-J	UT	III	
		80A0183	N/A		PT		
1-E12-0712	12" Pipe to Valve F041B	80A0186	PY-12-80- CS	B-J	UT	III	
		80A0183	N/A		PT		
1-E12-0713	12" Valve F041B to Pipe	80A0186	PY-12-80- CS	B-J	UT	III	
		80A0183	N/A		PT		



PROGRAM PLAN AND SCHEDULE

System: RHR
Document No. 80A4422
Preservice Inspection

5532 - PERRY

By:
App: AK / 13/93
Rev. # Page 152 of 212

COMPONENT IDENTIFICATION	COMPONENT DESCRIPTION	PROCEDURE NUMBER	CALIBRATION BLOCK (If applicable)	CODE CATEGORY	CODE EXAM METHOD	ZONE NO	REMARKS
PIPING WELDS - LOOP B							
Ref. Dwg. No. 03-13							
1-E12-0714	12" Pipe to Elbow	80A0186	PY-12-80- CS	B-J	UT	III	
		80A0183	N/A		PT		
1-E12-0715	12" Elbow to Pipe	80A0186	PY-12-80- CS	B-J	UT	III	
		80A0183	N/A		PT		
1-E12-0716	12" Pipe to Valve F039B	80A0186	PY-12-80- CS	B-J	UT	III	
		80A0183	N/A		PT		
1-E12-0717	12" Valve F039B to Pipe	80A0186	PY-12-80- CS	B-J	UT	III	
		80A0183	N/A		PT		
1-E12-0718	12" Pipe to Elbow	80A0186	PY-12-80- CS	B-J	UT	III	
		80A0183	N/A		PT		
1-E12-0719	12" Elbow to Pipe	80A0186	PY-12-80- CS	B-J	UT	III	
		80A0183	N/A		PT		
1-E12-0720	12" Pipe to Safe End Extension	80A0186	PY-12-80- CS	B-J	UT	III	
		80A0183	N/A		PT		






System: RHR
 Document No. 80A4422
 Preservice Inspection

PROGRAM PLAN AND SCHEDULE

5532 - PERRY

By: _____ / _____
 App: ALL / 3/85
 Rev. 4 Page 153 of 212

COMPONENT IDENTIFICATION	COMPONENT DESCRIPTION	PROCEDURE NUMBER	CALIBRATION BLOCK (If applicable)	CODE CATEGORY	CODE EXAM METHOD	ZONE NO.	REMARKS
WELDED ATTACHMENTS Ref. Dwg. No. 03-13							
1-E12-H044-WA	Pipe Welded Attachment	80A0183	N/A	C-E	PT	VIII	



PROGRAM PLAN AND SCHEDULE

5532 - PERRY

System: RHR
Document No. 80A4422
Preservice Inspection

By: _____
App: AL / 3/83
Rev. 4 Page 154 of 212

COMPONENT IDENTIFICATION	COMPONENT DESCRIPTION	PROCEDURE NUMBER	CALIBRATION BLOCK (If applicable)	CODE CATEGORY	CODE EXAM METHOD	ZONE NO.	REMARKS
PIPING WELDS - LOOP B							
Ref. Dwg. No. 03-14							
1-E12-0192	20" Heat Exchanger B001C Outlet Nozzle to Elbow	83A0802	PY-20-XXI- CS-F	C-F	UT	XIII	△
		80A0183	N/A		PT		
1-E12-0193	20" Eibow to 20" x 6" Elbolet	80A0183	N/A	C-F	PT	XIII	
1-E12-0778	20" x 6" Elbolet to Pipe	80A0183	N/A	C-F	PT	XIII	
1-E12-0777	6" Pipe to Elbow	80A0183	N/A	C-F	PT	XIII	
1-E12-0776	6" Elbow to Pipe	80A0183	N/A	C-F	PT	XIII	
1-E12-0775	6" Pipe to Elbow	80A0183	N/A	C-F	PT	XIII	
1-E12-0774	6" Elbow to Pipe	80A0183	N/A	C-F	PT	XIII	
1-E12-0773	6" Pipe to Valve F502B	80A0183	N/A	C-F	PT	XIII	



PROGRAM PLAN AND SCHEDULE

System: RHR
Document No. 80A4422
Preservice Inspection

5532 - PERRY

By: _____ / _____
App: 412 / 3/85
Rev. 4 Page 155 of 212

COMPONENT IDENTIFICATION	COMPONENT DESCRIPTION	PROCEDURE NUMBER	CALIBRATION BLOCK (If applicable)	CODE CATEGORY	CODE EXAM METHOD	ZONE NO.	REMARKS
PIPING WELDS - LOOP B							
Ref. Dwg. No. 03-14							
1-E12-0772	Valve F502B to 6" Pipe	80A0183	N/A	C-F	PT	XIII	
1-E12-0771	6" Pipe to Valve F503B	80A0183	N/A	C-F	PT	XIII	
1-E12-0194	20" Elbow to Pipe	80A0186	PY-20-40- CS	C-F	UT	XIII	
		80A0183	N/A		PT		
1-E12-0195	20" Pipe to 20" x 18" Reducer	80A0186	PY-20-40- CS	C-F	UT	XII	
		80A0183	N/A		PT		
1-E12-0196	20" x 18" Reducer to Pipe	80A0186	PY-18-40- CS	C-F	UT	XII	
		80A0183	N/A		PT		
1-E12-0197	18" Pipe to Elbow	80A0186	PY-18-40- CS	C-F	UT	XII	
		80A0183	N/A		PT		
1-E12-0198	18" Elbow to Pipe	80A0186	PY-18-40- CS	C-F	UT	XII	
		80A0183	N/A		PT		
1-E12-0199	18" Pipe to Elbow	80A0186	PY-18-40- CS	C-F	UT	XII	
		80A0183	N/A		PT		

IT&S
PROGRAM PLAN AND SCHEDULE
 5532 - PERRY

COMPONENT IDENTIFICATION	COMPONENT DESCRIPTION	PROCEDURE NUMBER	CALIBRATION BLOCK (If applicable)	CODE CATEGORY	CODE EXAM METHOD	ZONE NO.	REMARKS
PIPING WELDS - LOOP B Ref. Dwg. No. 03-14							
1-E12-0200	18" Elbow to Pipe	80A0186	PY-18-40- CS	C-F	UT	XII	
		80A0183	N/A		PT		
1-E12-0201	18" Pipe to Elbow	80A0186	PY-18-40- CS	C-F	UT	XII	
		80A0183	N/A		PT		
1-E12-0202	18" Elbow to Pipe	80A0186	PY-18-40- CS	C-F	UT	XII	
		80A0183	N/A		PT		
1-E12-0203	18" Pipe to 20" x 18" Reducing Elbow	80A0186	PY-18-40- CS	C-F	UT	XII	
		80A0183	N/A		PT		
1-E12-0204	20" x 18" Reducing Elbow to 20" Pipe	80A0186	PY-20-40- CS	C-F	UT	XII	
		80A0183	N/A		PT		
1-E12-0205	20" Pipe to Heat Exchanger B001D Inlet Nozzle	80A0186	PY-20-40- CS	C-F	UT	XII	4
		80A0183	N/A		PT		
1-E12-0551	20" Heat Exchanger B001D Outlet Nozzle to Pipe	80A0186	PY-20-40- CS	C-F	UT	XIII	
		80A0183	N/A		PT		
1-E12-0758	20" Pipe to 20" x 6" Weldolet	80A0183	N/A	C-F	PT	XIII	



PROGRAM PLAN AND SCHEDULE

System: RHR
Document No. 80A4422
Preservice Inspection

5532 - PERRY

By: _____
App: AK / 3/93
Rev. 4 Page 157 of 212

COMPONENT IDENTIFICATION	COMPONENT DESCRIPTION	PROCEDURE NUMBER	CALIBRATION BLOCK (If applicable)	CODE CATEGORY	CODE EXAM METHOD	ZONE NO.	REMARKS
PIPING WELDS - LOOP B							
Ref. Dwg. No. 03-14							
1-E12-0759	20" x 6" Weldolet to 6" Pipe	80A0183	N/A	C-F	PT	XIII	
1-E12-0762	6" Pipe to Elbow	80A0183	N/A	C-F	PT	XIII	
1-E12-0763	6" Elbow to Pipe	80A0183	N/A	C-F	PT	XIII	
1-E12-0764	6" Pipe to Elbow	80A0183	N/A	C-F	PT	XIII	
1-E12-0765	6" Elbow to Pipe	80A0183	N/A	C-F	PT	XIII	
1-E12-0766	6" Pipe to Elbow	80A0183	N/A	C-F	PT	XIII	
1-E12-0767	6" Elbow to Pipe	80A0183	N/A	C-F	PT	XIII	
1-E12-0768	6" Pipe to Valve F502D	80A0183	N/A	C-F	PT	XIII	



PROGRAM PLAN AND SCHEDULE

System: RHR
Document No. 80A4422
Preservice inspection

5532 - PERRY

By: _____
App: AIC / 3/95
Rev. 4 Page 158 of 212

COMPONENT IDENTIFICATION	COMPONENT DESCRIPTION	PROCEDURE NUMBER	CALIBRATION BLOCK (If applicable)	CODE CATEGORY	CODE EXAM METHOD	ZONE NO.	REMARKS
PIPING WELDS - LOOP B							
Ref. Dwg. No. 03-14							
1-E12-0769	Valve F502D to 6" Pipe	80A0183	N/A	C-F	PT	XIII	
1-E12-0770	6" Pipe to Valve F503D	80A0183	N/A	C-F	PT	XIII	
1-E12-0552	20" Pipe to 20" x 18" Reducing Elbow	80A0186	PY-20-40-CS	C-F	UT	XIII	
		80A0183	N/A		PT		
1-E12-0553	20" x 18" Reducing Elbow to 18" Pipe	80A0186	PY-18-40-CS	C-F	UT	XIII	
		80A0183	N/A		PT		
1-E12-0554	18" Pipe to Valve F003B	80A0186	PY-18-40-CS	C-F	UT	XIII	
		80A0183	N/A		PT		
1-E12-0555	18" Valve F0023 to Pipe	80A0186	PY-18-40-CS	C-F	UT	XIII	
		80A0183	N/A		PT		
1-E12-0556	18" Pipe to Elbow	80A0186	PY-18-40-CS	C-F	UT	XIII	
		80A0183	N/A		PT		
1-E12-0557	18" Elbow to Pipe	80A0186	PY-18-40-CS	C-F	UT	XIII	
		80A0183	N/A		PT		



PROGRAM PLAN AND SCHEDULE

System: RHR
Document No. 80A4422
Preservice Inspection

5532 - PERRY

By: _____ / _____
App: 12 / 3/83
Rev. 4 Page 159 of 212

COMPONENT IDENTIFICATION	COMPONENT DESCRIPTION	PROCEDURE NUMBER	CALIBRATION BLOCK (If applicable)	CODE CATEGORY	CODE EXAM METHOD	ZONE NO.	REMARKS
PIPING WELDS - LOOP B							
Ref. Dwg. No. 03-14							
1-E12-0558	18" Pipe to 18" x 18" x 18" Tee	80A0186	PY-18-40-CS	C-F	UT	XII	
		80A0183	N/A		PT		
1-E12-0559	18" Tee to Pipe	80A0186	PY-18-40-CS	C-F	UT	XII	
		80A0183	N/A		PT		
1-E12-0559-A	18" Pipe to Elbow	80A0186	PY-18-40-CS	C-F	UT	XII	
		80A0183	N/A		PT		
1-E12-0559-B	18" Elbow to Pipe	80A0186	PY-18-40-CS	C-F	UT	XII	
		80A0183	N/A		PT		
1-E12-0559-C	18" Pipe to Pipe	80A0186	PY-18-40-CS	N/A	UT	XII	Customer requested exam
		80A0183	N/A		PT		
1-E12-0559-D	18" Pipe to Valve P45-F575	80A0186	PY-18-40-CS	C-F	UT	XII	
		80A0183	N/A		PT		
1-E12-1014	Valve P45-F575 to 18" Pipe	80A0186	PY-18-40-CS	C-F	UT	XII	
		80A1083	N/A		PT		
1-E12-1015	18" Pipe to Valve P45-F573	80A0186	PY-18-40-CS	C-F	PT	XII	
		80A0183	N/A		PT		



PROGRAM PLAN AND SCHEDULE

System: RHR
Document No. 80A4422
Preservice Inspection

5532 - PERRY

By: _____ / _____
App: A12 / 3/85
Rev. 4 Page 160 of 212

COMPONENT IDENTIFICATION	COMPONENT DESCRIPTION	PROCEDURE NUMBER	CALIBRATION BLOCK (If applicable)	CODE CATEGORY	CODE EXAM METHOD	ZONE NO.	REMARKS
PIPING WELDS - LOOP B							
Ref. Dwg. No. 03-14							
1-E12-0560	18" x 18" x 18" Tee to Pipe	80A0186	PY-18-40- CS	C-F	UT	XII	
		80A0183	N/A		PT		
1-E12-0561	18" Pipe to 18" x 18" x 18" Tee	80A0186	PY-18-40- CS	C-F	UT	XII	
		80A0183	N/A		PT		
1-E12-0750	18" Tee to Pipe	80A0186	PY-18-40- CS	C-F	UT	XII	
		80A0183	N/A		PT		
1-E12-0751	18" Pipe to Elbow	80A0186	PY-18-40- CS	C-F	UT	XII	
		80A0183	N/A		PT		
1-E12-0752	18" Elbow to Valve F048B	80A0186	PY-18-XXI- CS-F	C-F	UT	XII	
		80A0183	N/A		PT		
1-E12-0562	18" x 18" x 18" Tee to Pipe	80A0186	PY-18-40- CS	C-F	UT	XII	
		80A0183	N/A		PT		
1-E12-0563	18" Pipe to Elbow	80A0186	PY-18-40- CS	C-F	UT	XII	
		80A0183	N/A		PT		
1-E12-0564	18" Elbow to Pipe	80A0186	PY-18-40- CS	C-F	UT	XII	
		80A0183	N/A		PT		



PROGRAM PLAN AND SCHEDULE

System: RHR
Document No. 80A4422
Preservice Inspection

5532 - PERRY

By: _____ / _____
App: AK / 3/55
Rev. 4 Page 161 of 212

COMPONENT IDENTIFICATION	COMPONENT DESCRIPTION	PROCEDURE NUMBER	CALIBRATION BLOCK (If applicable)	CODE CATEGORY	CODE EXAM METHOD	ZONE NO.	REMARKS
	PIPING WELDS - LOOP B Ref. Dwg. No. 03-14						
1-E12-0565	18" Pipe to Flange FE N014B	80A0186	PY-18-40- CS	C-F	UT	XII	
		80A0183	N/A		PT		



System: RHR
Document No. 80A4422
Preservice Inspection

PROGRAM PLAN AND SCHEDULE
5532 - PERRY

By: _____ / _____
App: AIL / 3/85
Rev. 4 Page 162 of 212

COMPONENT IDENTIFICATION	COMPONENT DESCRIPTION	PROCEDURE NUMBER	CALIBRATION BLOCK (If applicable)	CODE CATEGORY	CODE EXAM METHOD	ZONE NO.	REMARKS
WELDED ATTACHMENTS Ref. Dwg. No. 03-14							
I-P45-H611-WA	Pipe Welded Attachment	80A0183	N/A	C-E	PT	XII	△ ₄



PROGRAM PLAN AND SCHEDULE
 5532 - PERRY

COMPONENT IDENTIFICATION	COMPONENT DESCRIPTION	PROCEDURE NUMBER	CALIBRATION BLOCK (If applicable)	CODE CATEGORY	CODE EXAM METHOD	ZONE NO.	REMARKS
PIPING WELDS - LOOP C							
Ref. Dwg. No 03-15							
1-E12-0070-A	24" Flange E001C to Penetration P403 Process Pipe	80A0183	N/A	C-F	PT	XVII	△
1-E12-0070	24" Penetration P403 Process Pipe to Pipe Bend	80A0183	N/A	C-F	PT	XIII	
1-E12-0069-A	24" Pipe to Pipe Bend	80A0183	N/A	N/A	PT	XIII	Customer requested exam
1-E12-0069	24" Pipe Bend to Valve F105	80A0183	N/A	C-F	PT	XIII	
1-E12-0068	24" Valve F105 to Pipe	80A0186	PY-24-40-CS	C-F	UT	XIII	
		80A0183	N/A		PT		
1-E12-0067	24" Pipe to Elbow	80A0186	PY-24-40-CS	C-F	UT	XIII	
		80A0183	N/A		PT		
1-E12-0066	24" Elbow to Pipe	80A0186	PY-24-40-CS	C-F	UT	XIII	
		80A0183	N/A		PT		
1-E12-0065	24" Pipe to 24" x 24" x 24" Tee	80A0186	PY-24-40-CS	C-F	UT	XIII	
		80A0183	N/A		PT		

System: RHR
 Document No. 80A4422
 Preservice Inspection



PROGRAM PLAN AND SCHEDULE
 5532 - PERRY

By: _____
 App: AL / 3/95
 Rev. 4 Page 164 of 212

COMPONENT IDENTIFICATION	COMPONENT DESCRIPTION	PROCEDURE NUMBER	CALIBRATION BLOCK (If applicable)	CODE CATEGORY	CODE EXAM METHOD	ZONE NO.	REMARKS
PIPING WELDS - LOOP C							
Ref. Dwg. No 03-15							
1-E12-0059	24" x 24" x 24" Tee to Pipe	80A0186	PY-24-40- CS	C-F	UT	XIV	
		80A0183	N/A		PT		
1-E12-0058	24" Pipe to 24" x 18" Reducing Elbow	80A0186	PY-24-40- CS	C-F	UT	XIV	
		80A0183	N/A		PT		
1-E12-0057	24" x 18" Reducing Elbow to 18" Pipe	80A0186	PY-18-40- CS	C-F	UT	XIV	
		80A0183	N/A		PT		
1-E12-0056	18" Pipe to Valve F067	80A0186	PY-18-40- CS	C-F	UT	XIII	
		80A0183	N/A		PT		
1-E12-0060	24" x 24" x 24" Tee to Pipe	80A0186	PY-24-40- CS	C-F	UT	XIV	
		80A0183	N/A		PT		
1-E12-0099	24" Pipe to 24" x 8" Weldolet	80A0183	N/A	C-F	PT	XIV	
1-E12-0229	24" x 8" Weldolet to 8" Pipe	80A0183	N/A	C-F	PT	XIV	
1-E12-0230	8" Pipe to Elbow	80A0183	N/A	C-F	PT	XIV	

System: RHR
 Document No. 80A4422
 Preservice Inspection



PROGRAM PLAN AND SCHEDULE
 5532 - PERRY

By: _____
 App: AK / 3/85
 Rev. 4 Page 165 of 212

COMPONENT IDENTIFICATION	COMPONENT DESCRIPTION	PROCEDURE NUMBER	CALIBRATION BLOCK (If applicable)	CODE CATEGORY	CODE EXAM METHOD	ZONE NO.	REMARKS
	PIPING WELDS - LOOP C Ref. Dwg. No 03-15						
1-E12-0231	8" Elbow to Pipe	80A0183	N/A	C-F	PT	XIV	
1-E12-0232	8" Pipe to Valve F071C	80A0183	N/A	C-F	PT	XIV	
1-E12-0061	24" Pipe to Elbow	80A0186	PY-24-40- CS	C-F	UT	XIV	
		80A0183	N/A		PT		
1-E12-0062	24" Elbow to Pipe	80A0186	PY-24-40- CS	C-F	UT	XIV	
		80A0183	N/A		PT		
1-E12-0063	24" Pipe to Elbow	80A0186	PY-24-40- CS	C-F	UT	XIV	
		80A0183	N/A		PT		
1-E12-0064	24" Elbow to Pipe	80A0186	PY-24-40- CS	C-F	UT	XIV	
		80A0183	N/A		PT		
1-E12-0064-A	24" Pipe to Flange (Temporary Strainer D005C)	80A0186	PY-24-40- CS	C-F	UT	XIV	
		80A0183	N/A		PT		
1-E12-0064-B	24" Flange to Pipe (Temporary Strainer D005C)	80A0186	PY-24-40- CS	C-F	UT	XIV	
		80A0183	N/A		PT		

System: RHR
Document No. 80A4422
Preservice Inspection



PROGRAM PLAN AND SCHEDULE
5532 - PERRY

By: /
App: AIL / BFC
Rev. 4 Page 166 of 212

COMPONENT IDENTIFICATION	COMPONENT DESCRIPTION	PROCEDURE NUMBER	CALIBRATION BLOCK (If applicable)	CODE CATEGORY	CODE EXAM METHOD	ZONE NO.	REMARKS
I-E12-0064-C	PIPING WELDS - LOOP C Ref. Dwg. No 03-15						
	24" Pipe to Flange (Temporary Strainer D005C)	80A0186	PY-24-40-	C-F	UT	XIV	
		80A0183	CS N/A		PT		



System: RHR
Document No. 80A4422
Preservice Inspection

PROGRAM PLAN AND SCHEDULE
5532 - PERRY

By: _____ / _____
App: 12 / 3/85
Rev. 4 Page 167 of 212

COMPONENT IDENTIFICATION	COMPONENT DESCRIPTION	PROCEDURE NUMBER	CALIBRATION BLOCK (If applicable)	CODE CATEGORY	CODE EXAM METHOD	ZONE NO.	REMARKS
1-E12-H169-WA	WELDED ATTACHMENTS Ref. Dwg. No. 03-15 Pipe Welded Attachment	80A0183	N/A	C-E	PT	XIV	



PROGRAM PLAN AND SCHEDULE
 5532 - PERRY

COMPONENT IDENTIFICATION	COMPONENT DESCRIPTION	PROCEDURE NUMBER	CALIBRATION BLOCK (If applicable)	CODE CATEGORY	CODE EXAM METHOD	ZONE NO.	REMARKS
PIPING WELDS - LOOP C							
Ref. Dwg. No 03-16							
1-E12-0206	18" Flange to Pipe	80A0186	PY-18-40- CS	C-F	UT	XIV	
		80A0183	N/A		PT		
1-E12-0207	18" Pipe to 18" x 6" Weldolet	80A0183	N/A	C-F	PT	XIV	
1-E12-0208	18" Pipe to Flange at Valve F031C	80A0186	PY-18-40- CS	C-F	UT	XIV	
		80A0183	N/A		PT		
1-E12-0209	18" Flange at Valve F031C to Pipe	80A0186	PY-18-40- CS	C-F	UT	XIV	
		80A0183	N/A		PT		
1-E12-0210	18" Pipe to Elbow	80A0186	PY-18-40- CS	C-F	UT	XIV	
		80A0183	N/A		PT		
1-E12-0211	18" Elbow to Pipe	80A0186	PY-18-40- CS	C-F	UT	XIV	
		80A0183	N/A		PT		
1-E12-0212	18" Pipe to 18" x 8" Weldolet	80A0183	N/A	C-F	PT	XIV	

System: RHR
 Document No. 80A4422
 Preservice Inspection



PROGRAM PLAN AND SCHEDULE
 5532 - PERRY

By: _____ / _____
 App: ATL / 3/83
 Rev. 4 Page 169 of 212

COMPONENT IDENTIFICATION	COMPONENT DESCRIPTION	PROCEDURE NUMBER	CALIBRATION BLOCK (If applicable)	CODE CATEGORY	CODE EXAM METHOD	ZONE NO.	REMARKS
PIPING WELDS - LOOP C Ref. Dwg. No 03-16							
1-E12-0225	18" x 8" Weldolet to 8" Pipe	80A0183	N/A	C-F	PT	XIV	
1-E12-0226	8" Pipe to Elbow	80A0183	N/A	C-F	PT	XIV	
1-E12-0227	8" Elbow to Pipe	80A0183	N/A	C-F	PT	XIV	
1-E12-0228	8" Pipe to Valve F072C	80A0183	N/A	C-F	PT	XIV	
1-E12-0213	18" Pipe to Elbow	80A0186	PY-18-40- CS	C-F	UT	XIV	
		80A0183	N/A		PT		
1-E12-0214	18" Elbow to Pipe	80A0186	PY-18-40- CS	C-F	UT	XIV	
		80A0183	N/A		PT		
1-E12-0215	18" Pipe to Valve F029C	80A0186	PY-18-40- CS	C-F	UT	XIII	
		80A0183	N/A		PT		
1-E12-0216	18" Valve F029C to Pipe	80A0186	PY-18-40- CS	C-F	UT	XIII	
		80A0183	N/A		PT		



PROGRAM PLAN AND SCHEDULE

5532 - PERRY

System: RHR
Document No. 80A4422
Preservice Inspection

By: _____
App: FK ; 3/85
Rev. 4 Page 170 of 212

COMPONENT IDENTIFICATION	COMPONENT DESCRIPTION	PROCEDURE NUMBER	CALIBRATION BLOCK (If applicable)	CODE CATEGORY	CODE EXAM METHOD	ZONE NO.	REMARKS
PIPING WELDS - LOOP C							
Ref. Dwg. No 03-16							
I-E12-0217	18" Pipe to Elbow	80A0186	PY-18-40- CS	C-F	UT	XIII	
		80A0183	N/A		PT		
I-E12-0218	18" Elbow to Pipe	80A0186	PY-18-40- CS	C-F	UT	XIII	
		80A0183	N/A		PT		
I-E12-0218-A	18" Pipe to Flange FE N014C	80A0186	PY-18-40- CS	C-F	UT	XIII	
		80A0183	N/A		PT		
I-E12-0218-B	18" Flange FE N014C to Pipe	80A0186	PY-18-40- CS	C-F	UT	XIII	
		80A0183	N/A		PT		
I-E12-0219	18" Pipe to Elbow	80A0186	PY-18-40- CS	C-F	UT	XIII	
		80A0183	N/A		PT		
I-E12-0220	18" Elbow to Pipe	80A0186	PY-18-40- CS	C-F	UT	XIII	
		80A0183	N/A		PT		
I-E12-0221	18" Pipe to Elbow	80A0186	PY-18-40- CS	C-F	UT	XIII	
		80A0183	N/A		PT		
I-E12-0222	18" Elbow to Pipe	80A0186	PY-18-40- CS	C-F	UT	XIII	
		80A0183	N/A		PT		

System: RHR
 Document No. 80A4422
 Preservice Inspection



PROGRAM PLAN AND SCHEDULE

5532 - PERRY

By: _____
 App: 412 / 3155
 Rev. 4 Page 171 of 212

COMPONENT IDENTIFICATION	COMPONENT DESCRIPTION	PROCEDURE NUMBER	CALIBRATION BLOCK (If applicable)	CODE CATEGORY	CODE EXAM METHOD	ZONE NO.	REMARKS
PIPING WELDS - LOOP C							
Ref. Dwg. No 03-16							
1-E12-0223	18" Pipe to Elbow	80A0186	PY-18-40-CS	C-F	UT	XIII	
		80A0183	N/A		PT		
1-E12-0224	18" Elbow to Pipe	80A0186	PY-18-40-CS	C-F	UT	XIII	
		80A0183	N/A		PT		
1-E12-0834	18" x 6" Weldolet to 6" Pipe	80A0183	N/A	C-F	PT	XIV	
1-E12-0833	6" Pipe to Elbow	80A0183	N/A	C-F	PT	XIV	
1-E12-0832	6" Elbow to Pipe	80A0183	N/A	C-F	PT	XIV	
1-E12-0831	6" Pipe to Elbow	80A0183	N/A	C-F	PT	XIII	
1-E12-0830	6" Elbow to Pipe	80A0183	N/A	C-F	PT	XIII	
1-E12-0829	6" Pipe to Valve F064C	80A0183	N/A	C-F	PT	XIII	

System: RHR
 Document No. 80A4422
 Preservice Inspection



PROGRAM PLAN AND SCHEDULE
 5532 - PERRY

By: _____
 App: 21C / 3/85
 Rev. 4 Page 172 of 212

COMPONENT IDENTIFICATION	COMPONENT DESCRIPTION	PROCEDURE NUMBER	CALIBRATION BLOCK (If applicable)	CODE CATEGORY	CODE EXAM METHOD	ZONE NO.	REMARKS
PIPING WELDS - LOOP C							
Ref. Dwg. No 03-16							
1-E12-0828	6" Valve F064C to Pipe	80A0183	N/A	C-F	PT	XIII	
1-E12-0827-B	6" Pipe to Flange ROD001C	80A0183	N/A	C-F	PT	XIII	
1-E12-0827-A	6" Flange ROD001C to Pipe	80A0183	N/A	C-F	PT	XIII	
1-E12-0827	6" Pipe to Flanged Valve F046C	80A0183	N/A	C-F	PT	XIII	
1-E12-0826	6" Flanged Valve F046C to Pipe	80A0183	N/A	C-F	PT	XIII	
1-E12-0825	6" Pipe to Elbow	80A0183	N/A	C-F	PT	XIII	
1-E12-0824	6" Elbow to Pipe	80A0183	N/A	C-F	PT	XIII	
1-E12-0823	6" Pipe to Elbow	80A0183	N/A	C-F	PT	XIII	



PROGRAM PLAN AND SCHEDULE

5532 - PERRY

System: RHR
Document No. 80A4422
Preservice Inspection

By: _____ / _____
App: AK / 13/85
Rev. 4 Page 173 of 212

COMPONENT IDENTIFICATION	COMPONENT DESCRIPTION	PROCEDURE NUMBER	CALIBRATION BLOCK (If applicable)	CODE CATEGORY	CODE EXAM METHOD	ZONE NO.	REMARKS
PIPING WELDS - LOOP C Ref. Dwg. No 03-16							
1-E12-0822	6" Elbow to Pipe	80A0183	N/A	C-F	PT	XIII	
1-E12-0821	6" Pipe to Elbow	80A0183	N/A	C-F	PT	XIII	△
1-E12-0820	6" Elbow to Pipe	80A0183	N/A	C-F	PT	XIII	
1-E12-0819	6" Pipe to Elbow	80A0183	N/A	C-F	PT	XIII	
1-E12-0818	6" Elbow to Pipe	80A0183	N/A	C-F	PT	XIII	
1-E12-0817	6" Pipe to Elbow	80A0183	N/A	C-F	PT	XIII	
1-E12-0816	6" Elbow to Pipe	80A0183	N/A	C-F	PT	XIII	
1-E12-0815	6" Pipe to Pipe	80A0183	N/A	N/A	PT	XIII	Customer requested exam

System: RHR
 Document No. 80A4422
 Preservice Inspection



PROGRAM PLAN AND SCHEDULE
 5532 - PERRY

By: AV
 App: 13/83
 Rev. 4 Page 174 of 212

COMPONENT IDENTIFICATION	COMPONENT DESCRIPTION	PROCEDURE NUMBER	CALIBRATION BLOCK (If applicable)	CODE CATEGORY	CODE EXAM METHOD	ZONE NO.	REMARKS
PIPING WELDS - LOOP C Ref. Dwg. No 03-16							
1-E12-0814	6" Pipe to Elbow	80A0183	N/A	C-F	PT	XII	
1-E12-0813	6" Elbow to Pipe	80A0183	N/A	C-F	PT	XII	
1-E12-0812	6" Pipe to Elbow	80A0183	N/A	C-F	PT	XII	
1-E12-0811	6" Elbow to Pipe	80A0183	N/A	C-F	PT	XII	
1-E12-0810	6" Pipe to Valve F018C	80A0183	N/A	C-F	PT	XII	



System: RHR
Document No. 80A4422
Preservice Inspection

PROGRAM PLAN AND SCHEDULE
5532 - PERRY

By: /
App: ALL / 3/85
Rev. 4 Page 175 of 212

COMPONENT IDENTIFICATION	COMPONENT DESCRIPTION	PROCEDURE NUMBER	CALIBRATION BLOCK (If applicable)	CODE CATEGORY	CODE EXAM METHOD	ZONE NO.	REMARKS
WELDED ATTACHMENTS Ref. Dwg. No. 03-16							
1-E12-H143-WA	Pipe Welded Attachment	80A0183	N/A	C-E	PT	XIII	
1-E12-H136-WA	Pipe Welded Attachment	80A0183	N/A	C-E	PT	XIII	
1-E12-H423-WA	Pipe Welded Attachment	80A0183	N/A	C-E	PT	XII	
1-E12-H708-WA	Pipe Welded Attachment	80A0183	N/A	C-E	PT	XIV	△
1-E12-H412-WA	Pipe Welded Attachment	80A0183	N/A	C-E	PT	XIII	



System: RHR
 Document No. 80A4422
 Preservice Inspection

PROGRAM PLAN AND SCHEDULE
 5532 - PERRY

By: _____
 App: AIC / 13/83
 Rev. 4 Page 176 of 212


COMPONENT IDENTIFICATION	COMPONENT DESCRIPTION	PROCEDURE NUMBER	CALIBRATION BLOCK (If applicable)	CODE CATEGORY	CODE EXAM METHOD	ZONE NO.	REMARKS
PIPING WELDS - LOOP C							
Ref. Dwg. No 03-17							
1-E12-0839	18" Pipe to 18" x 18" x 18" Tee	80A0186	PY-18-40- CS	C-F	UT	XII	
		80A0183	N/A		PT		
1-E12-0838	18" Tee to Pipe	80A0186	PY-18-40- CS	C-F	UT	XII	
		80A0183	N/A		PT		
1-E12-0837	18" Pipe to Valve F021	80A0186	PY-18-40- CS	C-F	UT	XII	
		80A0183	N/A		PT		
1-E12-0836	18" Pipe to Valve	80A0183	N/A	C-F	PT	XII	
1-E12-0835	18" x 18" x 18" Tee to Pipe	80A0183	N/A	C-F	PT	XII	
1-E12-0805	18" Tee to Pipe Cap	80A0183	N/A	C-F	PT	XII	
1-E12-0806	18" Pipe Cap to 18" x 6" Weldolet	80A0183	N/A	C-F	PT	XII	
1-E12-0807	6" Weldolet to 6" Elbow	80A0183	N/A	C-F	PT	XII	

System: RHR
 Document No. 80A4422
 Preservice Inspection



PROGRAM PLAN AND SCHEDULE
 5532 - PERRY

By: _____
 App: AIL / 13/85
 Rev. 4 Page 177 of 212

COMPONENT IDENTIFICATION	COMPONENT DESCRIPTION	PROCEDURE NUMBER	CALIBRATION BLOCK (If applicable)	CODE CATEGORY	CODE EXAM METHOD	ZONE NO.	REMARKS
PIPING WELDS - LOOP C							
Ref. Dwg. No 03-17							
1-E12-0808	6" Elbow to Pipe	80A0183	N/A	C-F	PT	XII	
1-E12-0809	6" Pipe to Valve F018C	80A0183	N/A	C-F	PT	XII	
1-E12-0804	18" x 18" x 18" Tee to Pipe	80A0183	N/A	C-F	PT	XII	
1-E12-0803	18" Pipe to Elbow	80A0183	N/A	C-F	PT	XII	
1-E12-0802A	18" Elbow to Pipe	80A0183	N/A	C-F	PT	XII	
1-E12-0802	18" Pipe to Penetration P408 Process Pipe	80A0183	N/A	C-F	PT	XII	
1-E12-0801	18" Penetration P408 Process Pipe to Elbow	80A0183	N/A	C-F	PT	IX	
1-E12-0800	18" Elbow to Pipe	80A0183	N/A	C-F	PT	IX	

System: RHR
 Document No. 80A4422
 Preservice Inspection



PROGRAM PLAN AND SCHEDULE
 5532 - PERRY

By: _____
 App: AIL / 3/85
 Rev. 4 Page 178 of 212

COMPONENT IDENTIFICATION	COMPONENT DESCRIPTION	PROCEDURE NUMBER	CALIBRATION BLOCK (If applicable)	CODE CATEGORY	CODE EXAM METHOD	ZONE NO.	REMARKS
PIPING WELDS - LOOP C							
Ref. Dwg. No 03-17							
1-E12-0799	18" Pipe to Pipe	80A0183	N/A	N/A	PT	IX	Customer requested exam
1-E12-0798	18" Pipe to Flange ROD003C	80A0183	N/A	C-F	PT	IX	
1-E12-0797	18" Flange to Pipe	80A0183	N/A	C-F	PT	IX	
1-E12-0797-D	Pipe Seam	80A0183	N/A	C-F	PT	IX	
1-E12-0840	18" x 18" x 18" Tee to Pipe	80A0186	PY-18-40- CS	C-F	UT	IX	
		80A0183	N/A		PT		
1-E12-0841	18" Pipe to Elbow	80A0186	PY-18-40- CS	C-F	UT	IX	
		80A0183	N/A		PT		
1-E12-0842	18" Elbow to Pipe	80A0186	PY-18-40- CS	C-F	UT	IX	
		80A0183	N/A		PT		
1-E12-0843	18" Pipe to Flange ROD004C	80A0186	PY-18-40- CS	C-F	UT	IX	
		80A0183	N/A		PT		



PROGRAM PLAN AND SCHEDULE
5532 - PERRY

System: RHR
Document No. 80A4422
Preservice Inspection

By: _____ / _____
App: HL / 13/85
Rev. 4 Page 179 of 212

COMPONENT IDENTIFICATION	COMPONENT DESCRIPTION	PROCEDURE NUMBER	CALIBRATION BLOCK (If applicable)	CODE CATEGORY	CODE EXAM METHOD	ZONE NO.	REMARKS
PIPING WELDS - LOOP C							
Ref. Dwg. No 03-17							
1-E12-0844	18" Flange ROD004C to Pipe	80A0186	PY-18-40-CS	C-F	UT	XII	
		80A0183	N/A		PT		
1-E12-0845	18" Pipe to Elbow	80A0186	PY-18-40-CS	C-F	UT	XII	
		80A0183	N/A		PT		
1-E12-0846	18" Elbow to Pipe	80A0186	PY-18-40-CS	C-F	UT	XII	
		80A0183	N/A		PT		
1-E12-0847	18" Pipe to 18" x 12" Reducing Elbow	80A0186	PY-18-40-CS	C-F	UT	XII	
		80A0183	N/A		PT		
1-E12-0848	18" x 12" Reducing Elbow to 12" Pipe	80A0183	N/A	C-F	PT	XII	
1-E12-0849	XII" Pipe to 12" x 8" Weldolet	80A0183	N/A	C-F	PT	XII	
1-E12-0612	12" x 8" Weldolet to 8" Pipe	80A0183	N/A	C-F	PT	XI	
1-E12-0611	8" Pipe to Elbow	80A0183	N/A	C-F	PT	XI	



System: RHR
 Document No. 80A4422
 Preservice Inspection

PROGRAM PLAN AND SCHEDULE
 5532 - PERRY

By: /
 App: ALL / 3/95
 Rev. 4 Page 180 of 212

COMPONENT IDENTIFICATION	COMPONENT DESCRIPTION	PROCEDURE NUMBER	CALIBRATION BLOCK (If applicable)	CODE CATEGORY	CODE EXAM METHOD	ZONE NO.	REMARKS
PIPING WELDS - LOOP C							
Ref. Dwg. No 03-17							
1-E12-0610	8" Elbow to Pipe	80A0183	N/A	C-F	PT	XI	
1-E12-0609	8" Pipe to Elbow	80A0183	N/A	C-F	PT	XI	
1-E12-0608	8" Elbow to Pipe	80A0183	N/A	C-F	PT	XI	
1-E12-0607	8" Pipe to Elbow	80A0183	N/A	C-F	PT	XI	
1-E12-0606	8" Elbow to Pipe	80A0183	N/A	C-F	PT	XI	
1-E12-0605	8" Pipe to Elbow	80A0183	N/A	C-F	PT	XI	
1-E12-0604	8" Elbow to Pipe	80A0183	N/A	C-F	PT	XI	
1-E12-0603	8" Pipe to Elbow	80A0183	N/A	C-F	PT	XI	



System: RHR
 Document No. 80A4422
 Preservice Inspection

PROGRAM PLAN AND SCHEDULE
 5532 - PERRY

By: _____
 App: AL / 3/95
 Rev. 4 Page 181 of 212

COMPONENT IDENTIFICATION	COMPONENT DESCRIPTION	PROCEDURE NUMBER	CALIBRATION BLOCK (If applicable)	CODE CATEGORY	CODE EXAM METHOD	ZONE NO.	REMARKS
PIPING WELDS - LOOP C Ref. Dwg. No 03-17							
1-E12-0602	8" Elbow to Pipe	80A0183	N/A	C-F	PT	XI	
1-E12-0601	8" Pipe to Valve F063C	80A0183	N/A	C-F	PT	XI	
1-E12-0850	12" Pipe to Valve F042C	80A0183	N/A	C-F	PT	XI	
1-E12-0851	12" Valve F042C to Pipe	80A0186	PY-12-80-CS	B-J	UT	XI	
		80A0183	N/A		PT		
1-E12-0851-AA	12" Pipe to Pipe	80A0186	PY-12-80-CS	B-J	UT	XI	
		80A0183	N/A		PT		
1-E12-0851-A	12" Pipe to Elbow	80A0186	PY-12-80-CS	B-J	UT	XI	
		80A0183	N/A		PT		
1-E12-0852	12" Elbow to Pipe	80A0186	PY-12-80-CS	B-J	UT	XI	
		80A0183	N/A		PT		
1-E12-0853	12" Pipe to Elbow	80A0186	PY-12-80-CS	B-J	UT	XI	
		80A0183	N/A		PT		

System: RHR
 Document No. 80A4422
 Preservice Inspection



PROGRAM PLAN AND SCHEDULE

5532 - PERRY

By: _____
 App: 12/3/85
 Rev. 4 Page 182 of 212

COMPONENT IDENTIFICATION	COMPONENT DESCRIPTION	PROCEDURE NUMBER	CALIBRATION BLOCK (If applicable)	CODE CATEGORY	CODE EXAM METHOD	ZONE NO.	REMARKS
PIPING WELDS - LOOP C							
Ref. Dwg. No 03-17							
1-E12-0854	12" Elbow to Elbow	80A0186	PY-12-XXI	B-J	UT	XI	
		80A0183	CS-F N/A		PT		
1-E12-0855	12" Elbow to Pipe	80A0186	PY-12-80- CS	B-J	UT	XI	
		80A0183	N/A		PT		
1-E12-0855A	12" Pipe to Pipe	80A0186	PY-12-80- CS	B-J	UT	XI	
		80A0183	N/A		PT		
1-E12-0856	12" Pipe to Penetration P411 Process Pipe	80A0186	PY-12-80- CS	B-J	UT	XI	⚠
		80A0183	N/A		PT		
1-E12-0857	12" Penetration P411 Process Pipe to Pipe	80A0186	PY-12-80- CS	B-J	UT	VIII	
		80A0183	N/A		PT		
1-E12-0858	12" Pipe to Elbow	80A0186	PY-12-80- CS	B-J	UT	VIII	
		80A0183	N/A		PT		
1-E12-0859	12" Elbow to Pipe	80A0186	PY-12-80- CS	B-J	UT	VIII	
		80A0183	N/A		PT		
1-E12-0860	12" Pipe to Elbow	80A0186	PY-12-80- CS	B-J	UT	IX	
		80A0183	N/A		PT		



System: RHR
 Document No. 80A4422
 Preservice Inspection

PROGRAM PLAN AND SCHEDULE
 5532 - PERRY

By: _____ / _____
 App: 412 / 3/85
 Rev. 4 Page 183 of 212

COMPONENT IDENTIFICATION	COMPONENT DESCRIPTION	PROCEDURE NUMBER	CALIBRATION BLOCK (If applicable)	CODE CATEGORY	CODE EXAM METHOD	ZONE NO.	REMARKS
PIPING WELDS - LOOP C							
Ref. Dwg. No 03-17							
1-E12-0861	12" Elbow to Pipe	80A0186	PY-12-80- CS	B-J	UT	IX	
		80A0183	N/A		PT		
1-E12-0862	12" Pipe to Elbow	80A0186	PY-12-80- CS	B-J	UT	IX	
		80A0183	N/A		PT		
1-E12-0863	12" Elbow to Pipe	80A0186	PY-12-80- CS	B-J	UT	IX	
		80A0183	N/A		PT		
1-E12-0864	12" Pipe to Elbow	80A0186	PY-12-80- CS	B-J	UT	IX	
		80A0183	N/A		PT		



PROGRAM PLAN AND SCHEDULE

5532 - PERRY

System: RHR
Document No. 80A4422
Preservice Inspection

By: _____
App: AK / 13/85
Rev. 4 Page 184 of 212

COMPONENT IDENTIFICATION	COMPONENT DESCRIPTION	PROCEDURE NUMBER	CALIBRATION BLOCK (If applicable)	CODE CATEGORY	CODE EXAM METHOD	ZONE NO.	REMARKS
PIPING WELDS - LOOP C							
Ref. Dwg. No 03-18							
1-E12-0865	12" Elbow to Pipe	80A0186	PY-12-80- CS	B-J	UT	IX	
		80A0183	N/A		PT		
1-E12-0866	12" Pipe to Pipe	80A0186	PY-12-80- CS	B-J	UT	IX	
		80A0183	N/A		PT		
1-E12-0867	12" Pipe to Elbow	80A0186	PY-12-100- CS	B-J	UT	IX	
		80A0183	N/A		PT		
1-E12-0868	12" Elbow to Pipe	80A0186	PY-12-100- CS	B-J	UT	IX	
		80A0183	N/A		PT		
1-E12-0869	12" Pipe to Elbow	80A0186	PY-12-100- CS	B-J	UT	IX	
		80A0183	N/A		PT		
1-E12-0870	12" Elbow to Pipe	80A0186	PY-12-100- CS	B-J	UT	IX	
		80A0183	N/A		PT		
1-E12-0871	12" Pipe to Elbow	80A0186	PY-12-100- CS	B-J	UT	IX	
		80A0183	N/A		PT		



System: RHR
 Document No. 80A4422
 Preservice Inspection

PROGRAM PLAN AND SCHEDULE
 5532 - PERRY

By: _____ / _____
 App: ALZ / 3/85
 Rev. 4 Page 185 of 212

COMPONENT IDENTIFICATION	COMPONENT DESCRIPTION	PROCEDURE NUMBER	CALIBRATION BLOCK (If applicable)	CODE CATEGORY	CODE EXAM METHOD	ZONE NO.	REMARKS
PIPING WELDS - LOOP C							
Ref. Dwg. No 03-18							
1-E12-0872	12" Elbow to Pipe	80A0186	PY-12-100- CS	B-J	UT	IX	
		80A0183	N/A		PT		
1-E12-0873	12" Pipe to Elbow	80A0186	PY-12-100- CS	B-J	UT	IX	
		80A0183	N/A		PT		
1-E12-0874	12" Elbow to Pipe	80A0186	PY-12-80- CS	B-J	UT	IX	
		80A0183	N/A		PT		
1-E12-0875	12" Pipe to Elbow	80A0186	PY-12-80- CS	B-J	UT	IX	
		80A0183	N/A		PT		
1-E12-0876	12" Elbow to Pipe	80A0186	PY-12-80- CS	B-J	UT	IX	
		80A0183	N/A		PT		
1-E12-0877	12" Pipe to Elbow	80A0186	PY-12-80- CS	B-J	UT	IX	
		80A0183	N/A		PT		
1-E12-0878	12" Elbow to Pipe Bend	80A0186	PY-12-80- CS	B-J	UT	IX	
		80A0183	N/A		PT		
1-E12-0879	12" Pipe Bend to Elbow	80A0186	PY-12-80- CS	B-J	UT	IX	
		80A0183	N/A		PT		


4

System: RHR
 Document No. 80A4422
 Preservice Inspection



PROGRAM PLAN AND SCHEDULE
 5532 - PERRY

By: _____
 App: AL / 13/85
 Rev. 4 Page 186 of 212

COMPONENT IDENTIFICATION	COMPONENT DESCRIPTION	PROCEDURE NUMBER	CALIBRATION BLOCK (If applicable)	CODE CATEGORY	CODE EXAM METHOD	ZONE NO.	REMARKS
PIPING WELDS - LOOP C							
Ref. Dwg. No 03-18							
1-E12-0880	12" Elbow to Penetration PRB 2035 Process Pipe	80A0186	PY-12-80-CS	B-J	UT	IX	
		80A0183	N/A		PT		
1-E12-0881	12" Penetration PRB 2035 Process Pipe to Elbow	80A0186	PY-12-80-CS	B-J	UT	II	
		80A0183	N/A		PT		
1-E12-0882	12" Elbow to Pipe	80A0186	PY-12-80-CS	B-J	UT	II	
		80A0183	N/A		PT		
1-E12-0883	12" Pipe to Elbow	80A0186	PY-12-80-CS	B-J	UT	III	
		80A0183	N/A		PT		
1-E12-0884	12" Elbow to Pipe	80A0186	PY-12-80-CS	B-J	UT	III	
		80A0183	N/A		PT		
1-E12-0885	12" Pipe to Elbow	80A0186	PY-12-80-CS	B-J	UT	III	
		80A0183	N/A		PT		
1-E12-0886	12" Elbow to Pipe	80A0186	PY-12-80-CS	B-J	UT	III	
		80A0183	N/A		PT		
1-E12-0886A	12" Pipe to Pipe	80A0186	PY-12-80-CS	B-J	UT	III	
		80A0183	N/A		PT		



PROGRAM PLAN AND SCHEDULE

System: RHR
Document No. 80A4422
Preservice Inspection

5532 - PERRY

By: _____ / _____
App: AK / 3/85
Rev. 4 Page 187 of 212

COMPONENT IDENTIFICATION	COMPONENT DESCRIPTION	PROCEDURE NUMBER	CALIBRATION BLOCK (If applicable)	CODE CATEGORY	CODE EXAM METHOD	ZONE NO.	REMARKS
PIPING WELDS - LOOP C							
Ref. Dwg. No 03-18							
1-E12-0887	12" Pipe to Valve F041C	80A0186	PY-12-80- CS	B-J	UT	III	
		80A0183	N/A		PT		
1-E12-0888	12" Valve F041C to Pipe	80A0186	PY-12-80- CS	B-J	UT	III	
		80A0183	N/A		PT		
1-E12-0889	12" Pipe to Elbow	80A0186	PY-12-80- CS	B-J	UT	III	
		80A0183	N/A		PT		
1-E12-0890	12" Elbow to Pipe	80A0186	PY-12-80- CS	B-J	UT	III	
		80A0183	N/A		PT		
1-E12-0891	12" Pipe to Valve F039C	80A0186	PY-12-80- CS	B-J	UT	III	
		80A0183	N/A		PT		
1-E12-0892	12" Valve F039C to Pipe	80A0186	PY-12-80- CS	B-J	UT	III	
		80A0183	N/A		PT		
1-E12-0893	12" Pipe to Elbow	80A0186	PY-12-80- CS	B-J	UT	III	
		80A0183	N/A		PT		
1-E12-0894	12" Elbow to Pipe	80A0186	PY-12-80- CS	B-J	UT	III	
		80A0183	N/A		PT		





PROGRAM PLAN AND SCHEDULE

System: RHR
Document No. 80A4422
Preservice Inspection

5532 - PERRY

By: _____ / _____
App: AL / 3/85
Rev. 4 Page 188 of 212

COMPONENT IDENTIFICATION	COMPONENT DESCRIPTION	PROCEDURE NUMBER	CALIBRATION BLOCK (If applicable)	CODE CATEGORY	CODE EXAM METHOD	ZONE NO.	REMARKS
	PIPING WELDS - LOOP C Ref. Dwg. No 03-18						
1-E12-0895	12" Pipe to Safe End Extension	80A0186	PY-12-80- CS	B-J	UT	III	
		80A0183	N/A		PT		



PROGRAM PLAN AND SCHEDULE

System: RHR
Document No. 80A4422
Preservice Inspection

5532 - PERRY

By: _____ / _____
App: AK / 13/85
Rev. 4 Page 189 of 212

COMPONENT IDENTIFICATION	COMPONENT DESCRIPTION	PROCEDURE NUMBER	CALIBRATION BLOCK (If applicable)	CODE CATEGORY	CODE EXAM METHOD	ZONE NO.	REMARKS
PIPING WELDS - LOOP B							
Ref. Dwg. No 03-19							
1-E12-0993	6" Valve F055B to Pipe	80A0183	N/A	C-F	PT	XI	
1-E12-0994	6" Pipe to Elbow	80A0183	N/A	C-F	PT	XI	
1-E12-0995	6" Elbow to Pipe	80A0183	N/A	C-F	PT	XI	
1-E12-0996	6" Pipe to Elbow	80A0183	N/A	C-F	PT	XI	
1-E12-0997	6" Elbow to Pipe	80A0183	N/A	C-F	PT	XI	
1-E12-0998	6" Pipe to Elbow	80A0183	N/A	C-F	PT	XI	
1-E12-0999	6" Elbow to Pipe	80A0183	N/A	C-F	PT	XI	
1-E12-1000	6" Pipe to Elbow	80A0183	N/A	C-F	PT	XII	



PROGRAM PLAN AND SCHEDULE

System: RHR
Document No. 80A4422
Preservice Inspection

5532 - PERRY

By: _____ / _____
App: AIL / 3/85
Rev. 4 Page 190 of 212

COMPONENT IDENTIFICATION	COMPONENT DESCRIPTION	PROCEDURE NUMBER	CALIBRATION BLOCK (If applicable)	CODE CATEGORY	CODE EXAM METHOD	ZONE NO.	REMARKS
PIPING WELDS - LOOP B Ref. Dwg. No 03-19							
1-E12-1001	6" Elbow to Pipe	80A0183	N/A	C-F	PT	XII	
1-E12-1001A	6" Pipe to Pipe	80A0183	N/A	N/A	PT	XII	Customer requested exam
1-E12-1002	6" Pipe to Elbow	80A0183	N/A	C-F	PT	XII	
1-E12-1003	6" Elbow to Pipe	80A0183	N/A	C-F	PT	XII	
1-E12-1004	6" Pipe to Elbow	80A0183	N/A	C-F	PT	XII	
1-E12-1005	6" Elbow to Pipe	80A0183	N/A	C-F	PT	XII	
1-E12-1006	6" Pipe to Penetration P429 Process Pipe	80A0183	N/A	C-F	PT	XII	△ 4
1-E12-1007	6" Penetration P429 Process Pipe to Pipe	80A0183	N/A	C-F	PT	IX	

System: RHR
 Document No. 80A4422
 Preservice Inspection



PROGRAM PLAN AND SCHEDULE
 5532 - PERRY

By: _____
 App: AK / 13/85
 Rev. 4 Page 191 of 212

COMPONENT IDENTIFICATION	COMPONENT DESCRIPTION	PROCEDURE NUMBER	CALIBRATION BLOCK (If applicable)	CODE CATEGORY	CODE EXAM METHOD	ZONE NO.	REMARKS
PIPING WELDS - LOOP B Ref. Dwg. No 03-19							
1-E12-1008	6" Pipe to Elbow	80A0183	N/A	C-F	PT	IX	
1-E12-1009	6" Elbow to Tee	80A0183	N/A	C-F	PT	IX	
1-E12-1009A	6" Tee to Flange Valve F605B	80A0183	N/A	C-F	PT	IX	△
1-E12-1009B	6" Tee to Pipe	80A0183	N/A	C-F	PT	IX	
1-E12-1010	6" Pipe to Elbow	80A0183	N/A	C-F	PT	IX	
1-E12-1011	6" Elbow to Pipe	80A0183	N/A	C-F	PT	IX	
1-E12-1011A	6" Pipe to Pipe	80A0183	N/A	N/A	PT	IX	Customer requested exam
1-E12-1012	6" Pipe to Flange DO006B	80A0183	N/A	C-F	PT	IX	



PROGRAM PLAN AND SCHEDULE

System: RHR
Document No. 80A4422
Preservice Inspection

5532 - PERRY

By: _____ / _____
App: ATL / 3/85
Rev. 4 Page 192 of 212

COMPONENT IDENTIFICATION	COMPONENT DESCRIPTION	PROCEDURE NUMBER	CALIBRATION BLOCK (If applicable)	CODE CATEGORY	CODE EXAM METHOD	ZONE NO.	REMARKS
	PIPING WELDS - LOOP B Ref. Dwg. No 03-19						
1-E12-1013	6" Flange DO006B to Pipe	80A0183	N/A	C-F	PT	IX	
1-E12-1013A	6" Pipe to Pipe	80A0183	N/A	N/A	PT	IX	Customer requested exam



PROGRAM PLAN AND SCHEDULE

System: RHR
Document No. 80A4422
Preservice Inspection

5532 - PERRY

By: _____ / _____
App: AIL / 385
Rev. 4 Page 193 of 212

COMPONENT IDENTIFICATION	COMPONENT DESCRIPTION	PROCEDURE NUMBER	CALIBRATION BLOCK (If applicable)	CODE CATEGORY	CODE EXAM METHOD	ZONE NO.	REMARKS
WELDED ATTACHMENT Ref. Dwg. No. 03-19							
1-E12-H761-WA	Pipe Welded Attachment	80A0183	N/A	C-E	PT	XII	



PROGRAM PLAN AND SCHEDULE

System: RHR
Document No. 80A4422
Preservice Inspection

5532 - PERRY

By: 1
App: AK 1 3/85
Rev. 4 Page 194 of 212

COMPONENT IDENTIFICATION	COMPONENT DESCRIPTION	PROCEDURE NUMBER	CALIBRATION BLOCK (If applicable)	CODE CATEGORY	CODE EXAM METHOD	ZONE NO.	REMARKS
PIPING WELDS - LOOP A Ref. Dwg. No 03-20							
1-E12-0944	6" Valve F055A to Pipe	80A0183	N/A	C-F	PT	XI	
1-E12-0945	6" Pipe to Elbow	80A0183	N/A	C-F	PT	XI	
1-E12-0946	6" Elbow to Pipe	80A0183	N/A	C-F	PT	XI	
1-E12-0947	6" Pipe to Elbow	80A0183	N/A	C-F	PT	XI	
1-E12-0948	6" Elbow to Pipe	80A0183	N/A	C-F	PT	XI	
1-E12-0949	6" Pipe to Elbow	80A0183	N/A	C-F	PT	XI	
1-E12-0950	6" Elbow to Pipe	80A0183	N/A	C-F	PT	XI	
1-E12-0951	6" Pipe to Elbow	80A0183	N/A	C-F	PT	XII	



PROGRAM PLAN AND SCHEDULE

System: RHR
Document No. 80A4422
Preservice Inspection

5532 - PERRY

By: /
App: AIL / 3/85
Rev. 4 Page 195 of 212

COMPONENT IDENTIFICATION	COMPONENT DESCRIPTION	PROCEDURE NUMBER	CALIBRATION BLOCK (If applicable)	CODE CATEGORY	CODE EXAM METHOD	ZONE NO.	REMARKS
PIPING WELDS - LOOP A							
Ref. Dwg. No 03-20							
1-E12-0952	6" Elbow to Pipe	80A0183	N/A	C-F	PT	XII	
1-E12-0953	6" Pipe to Elbow	80A0183	N/A	C-F	PT	XII	
1-E12-0954	6" Elbow to Pipe	80A0183	N/A	C-F	PT	XII	
1-E12-0955	6" Pipe to Elbow	80A0183	N/A	C-F	PT	XII	
1-E12-0956	6" Elbow to Pipe	80A0183	N/A	C-F	PT	XII	
1-E12-0957	6" Pipe to Elbow	80A0183	N/A	C-F	PT	XII	
1-E12-0958	6" Elbow to Pipe	80A0183	N/A	C-F	PT	XII	
1-E12-0959	6" Pipe to Penetration P107 Process Pipe	80A0183	N/A	C-F	PT	XII	△4



PROGRAM PLAN AND SCHEDULE

System: RHR
Document No. 80A4422
Preservice Inspection

5532 - PERRY

By: / /
App: ALC / 1 / 3/85
Rev. 4 Page 196 of 212

COMPONENT IDENTIFICATION	COMPONENT DESCRIPTION	PROCEDURE NUMBER	CALIBRATION BLOCK (If applicable)	CODE CATEGORY	CODE EXAM METHOD	ZONE NO.	REMARKS	
PIPING WELDS - LOOP A Ref. Dwg. No 03-20								
1-E12-0960	6" Penetration P107 Process Pipe to Pipe	80A0183	N/A	C-F	PT	IX		
1-E12-0961	6" Pipe to Tee	80A0183	N/A	C-F	PT	IX		
1-E12-0961A	6" Tee to Elbow	80A0183	N/A	C-F	PT	IX		
1-E12-0961B	6" Elbow to Flanged Valve F605A	80A0183	N/A	C-F	PT	IX		
1-E12-0962	6" Tee to Pipe	80A0183	N/A	C-F	PT	IX		
1-E12-0963	6" Pipe to Elbow	80A0183	N/A	C-F	PT	IX		
1-E12-0964	6" Elbow to Pipe	80A0183	N/A	C-F	PT	IX		
1-E12-0964A	6" Pipe to Pipe	80A0183	N/A	N/A	PT	IX		Customer requested exam



PROGRAM PLAN AND SCHEDULE

System: RHR
Document No. 80A4422
Preservice Inspection

5532 - PERRY

By: _____ / _____
App: AIL / 385
Rev. 4 Page 197 of 212

COMPONENT IDENTIFICATION	COMPONENT DESCRIPTION	PROCEDURE NUMBER	CALIBRATION BLOCK (If applicable)	CODE CATEGORY	CODE EXAM METHOD	ZONE NO.	REMARKS
	PIPING WELDS - LOOP A Ref. Dwg. No 03-20						
1-E12-0965	6" Pipe to Flange DO006A	80A0183	N/A	C-F	PT	IX	
1-E12-0966	6" Flange DO006A to Pipe	80A0183	N/A	C-F	PT	IX	




PROGRAM PLAN AND SCHEDULE

5532 - PERRY

System: RHR
Document No. 80A4422
Preservice Inspection

By: 1
App: AIL 1 3/85
Rev. 4 Page 198 of 212

COMPONENT IDENTIFICATION	COMPONENT DESCRIPTION	PROCEDURE NUMBER	CALIBRATION BLOCK (If applicable)	CODE CATEGORY	CODE EXAM METHOD	ZONE NO.	REMARKS
COMPONENT EXAMINATIONS Ref. Dwg. No. 03-01							
I-E12-F009-IS	20" Valve E12-F009 Internal Surface	80A0184	N/A	B-M-2	VT-1	II	




PROGRAM PLAN AND SCHEDULE

System: RHR
Document No. 80A4422
Preservice Inspection

5532 - PERRY

By: /
App: JL / 3/85
Rev. 4 Page 199 of 212

COMPONENT IDENTIFICATION	COMPONENT DESCRIPTION	PROCEDURE NUMBER	CALIBRATION BLOCK (if applicable)	CODE CATEGORY	CODE EXAM METHOD	ZONE NO.	REMARKS
COMPONENT EXAMINATIONS Ref. Dwg. No. 03-06, 03-24							
1-E12-F023-IS	6" Valve E12-F023 Internal Surface	80A0184	N/A	B-M-2	VT-1	XI	
1-E12-F019-SEAM	6" Valve E12-F019 Body Weld	80A0193	PY-VALVE-XX3-CS	B-M-1	UT	XI	
		80A0183	N/A				PT
1-E12-F019-IS	6" Valve E12-F019 Internal Surface	80A0184	N/A	B-M-2	VT-1	XI	



PROGRAM PLAN AND SCHEDULE

System: RHR
Document No. 80A4422
Preservice Inspection

5532 - PERRY

By:
App: ALC 1/3/65
Rev. 4 Page 200 of 212

COMPONENT IDENTIFICATION	COMPONENT DESCRIPTION	PROCEDURE NUMBER	CALIBRATION BLOCK (If applicable)	CODE CATEGORY	CODE EXAM METHOD	ZONE NO.	REMARKS
COMPONENT EXAMINATIONS							△
Ref. Dwg. No. 03-07, 03-25, 03-26							
1-E12-F039A-SEAM	12" Valve F039A Body Weld	80A0193	PY-VALVE-XX1-CS	B-M-1	UT	II	
		80A0183	N/A		PT		
1-E12-F039A-IS	12" Valve F039A Internal Surface	80A0184	N/A	B-M-2	VT-1	VIII	
1-E12-F041A-IS	12" Valve F041A Internal Surface	80A0184	N/A	B-M-2	VT-1	II	
1-E12-F042A-SEAM	12" Valve F042A Body Weld	80A0193	PY-VALVE-XX1-CS	B-M-1	UT	VIII	
		80A0183	N/A		PT		




PROGRAM PLAN AND SCHEDULE

System: RHR
Document No. 80A4422
Preservice Inspection

5532 - PERRY

By: /
App: 415 / 13/85
Rev. 4 Page 201 of 212

COMPONENT IDENTIFICATION	COMPONENT DESCRIPTION	PROCEDURE NUMBER	CALIBRATION BLOCK (If applicable)	CODE CATEGORY	CODE EXAM METHOD	ZONE NO	REMARKS
<p>COMPONENT EXAMINATIONS Ref. Dwg. No. 03-13, 03-25, 03-26</p>							
1-E12-F039B-SEAM	12" Valve F039B Body Weld	80A0193	PY-VALVE-XXI-CS	B-M-1	UT	III	
		80A0183	N/A		PT		
1-E12-F042B SEAM	12" Valve F042B Body Weld	80A0193	PY-VALVE-XXI-CS	B-M-1	UT	VIII	
		80A0183	N/A		PT		




PROGRAM PLAN AND SCHEDULE

5532 - PERRY

System: RHR
Document No. 80A4422
Preservice Inspection

By: /
App: ALL 13/85
Rev. 4 Page 202 of 212

COMPONENT IDENTIFICATION	COMPONENT DESCRIPTION	PROCEDURE NUMBER	CALIBRATION BLOCK (If applicable)	CODE CATEGORY	CODE EXAM METHOD	ZONE NO.	REMARKS
<p align="center">COMPONENT EXAMINATIONS Ref. Dwg. No. 03-17, 03-18, 03-25, 03-26</p>							
1-E12-F039C-SEAM	12" Valve F039C Body Weld	80A0193	PY-VALVE-	B-M-1	UT	III	
		80A0183	XXI-CS N/A		PT		
1-E12-F042C-SEAM	12" Valve F042C Body Weld	80A0193	PY-VALVE-	B-M-1	UT	XI	
		80A0183	XXI-CS N/A		PT		

System: RHR
 Document No. 80A4422
 Preservice Inspection



5532 - PERRY

By: AV / 3/85
 App: AV / 3/85
 Rev. 4 Page 203 of 212

COMPONENT IDENTIFICATION	COMPONENT DESCRIPTION	PROCEDURE NUMBER	CALIBRATION BLOCK (if applicable)	CODE CATEGORY ITEM NO.	CODE EXAM METHOD	DATA SHEET	INDICATIONS		REMARKS	
							Record ¹	Geom ¹		
1-E12-F055A-SEAM	6" Safety Relief Valve F055A Body Weld			80A0183		N/A	C-G	PT	XI	One valve among similar type of valves.

COMPONENT EXAMINATIONS
 Ref. Dwg. No. 03-19, 03-27



PROGRAM PLAN AND SCHEDULE

System: RHR
Document No. 80A4422
Preservice Inspection

5532 - PERRY

By: _____ / _____
App: AK / 13/85
Rev. 4 Page 204 of 212

COMPONENT IDENTIFICATION	COMPONENT DESCRIPTION	PROCEDURE NUMBER	CALIBRATION BLOCK (If applicable)	CODE CATEGORY	CODE EXAM METHOD	ZONE NO.	REMARKS
HEAT EXCHANGER - B001A							
Ref. Dwg. No. 03-21							
1-E12-B001A-001	Shell Flange to Shell Cylinder #1	80A0207	PY-1.5-RHR -SA516GR70	C-A	UT	XII	
1-E12-B001A-002	Shell Cylinder #1 to Outlet Nozzel NK-N3	80A0207	PY-1.5-RHR -SA516GR70	C-B	UT	XII	
		80A0183	N/A		PT		
1-E12-B001A-002-IR	Outlet Nozzle NK-N3 Inner Radius	80A0190	PY-IR-RHR -SA105	C-B	UT	XII	
1-E12-B001A-003	Shell Cylinder #3 to Shell Head	80A0207	PY-1.5-RHR -SA516GR70	C-A	UT	XII	
1-E12-B001A-004	Shell Head to Inlet Nozzle NK-N4	80A0207	PY-1.5-RHR -SA516GR70	C-B	UT	XII	
		80A0183	N/A		PT		
1-E12-B001A-004-IR	Inlet Nozzle NK-N4 Inner Radius	80A0190	PY-IR-RHR -SA105	C-B	UT	XII	



System: RHR
 Document No. 80A4422
 Preservice Inspection

PROGRAM PLAN AND SCHEDULE

5532 - PERRY

By: _____
 App: AIL / 1 / 3/83
 Rev. 4 Page 205 of 212

COMPONENT IDENTIFICATION	COMPONENT DESCRIPTION	PROCEDURE NUMBER	CALIBRATION BLOCK (If applicable)	CODE CATEGORY	CODE EXAM METHOD	ZONE NO.	REMARKS
HEAT EXCHANGER - B001B							
Ref. Dwg. No. 03-21A							
1-E12-B001B -002	Shell Cylinder #1 to Outlet Nozzle NK-N3	80A0207	PY-1.5-RHR	C-B	UT	XII	
			-SA516GR70				
		80A0183	N/A		PT		
1-E12-B001B -002-IR	Outlet Nozzle NK-N3 Inner Radius	80A0190	PY-IR-RHR	C-B	UT	XII	△ 4
			-SA105				
1-E12-B001B -004	Shell Head to Inlet Nozzle NK-N4	80A0207	PY-1.5-RHR	C-B	UT	XII	
			-SA516GR70				
		80A0183	N/A		PT		
1-E12-B001B -004-IR	Inlet Nozzle NK-N4 Inner Radius	80A0190	PY-IR-RHR	C-B	UT	XII	
			-SA105				

System: RHR
 Document No. 80A4422
 Preservice Inspection



PROGRAM PLAN AND SCHEDULE
 5532 - PERRY

By: _____ / _____
 App: AIL / 3/55
 Rev. 4 Page 206 of 212

COMPONENT IDENTIFICATION	COMPONENT DESCRIPTION	PROCEDURE NUMBER	CALIBRATION BLOCK (If applicable)	CODE CATEGORY	CODE EXAM METHOD	ZONE NO.	REMARKS
HEAT EXCHANGER - B001C							
Ref. Dwg. No. 03-21B							
1-E12-B001C -002	Shell Cylinder #1 to Outlet Nozzle NK-N3	80A0207	PY-1.5-RHR C-B -SA516GR70	UT	XII	/4	
		80A0183	N/A	PT			
1-E12-B001C -002-IR	Outlet Nozzle NK-N3 Inner Radius	80A0207	PY-IR-RHR C-B -SA105	UT	XII		
1-E12-B001C -004	Shell Head to Inlet Nozzle NK-N4	80A0207	PY-1.5-RHR C-B -SA516GR70	UT	XII		
		80A0183	N/A	PT			
1-E12-B001D -004-IR	Inlet Nozzle NK-N4 Inner Radius	80A0207	PY-IR-RHR C-B -SA105	UT	XII		



System: RHR
 Document No. 80A4422
 Preservice Inspection

PROGRAM PLAN AND SCHEDULE

5532 - PERRY

By: _____
 App: A14 / 13/53
 Rev. 4 Page 207 of 212

COMPONENT IDENTIFICATION	COMPONENT DESCRIPTION	PROCEDURE NUMBER	CALIBRATION BLOCK (If applicable)	CODE CATEGORY	CODE EXAM METHOD	ZONE NO.	REMARKS
HEAT EXCHANGER - B001D							
Ref. Dwg. No. 03-21C							
1-E12-B001D -002	Shell Cylinder #1 to Outlet Nozzle NK-N3	80A0207	PY-1.5-RHR	C-B	UT	XII	
		80A0183	-SA516GR70 N/A		PT		
1-E12-B001D -002-IR	Outlet Nozzle NK-N3 Inner Radius	80A0207	PY-IR-RHR	C-B	UT	XII	
1-E12-B001D -004	Shell Head to Inlet Nozzle NK-N4	80A0207	PY-1.5-RHR	C-B	UT	XII	
		80A0183	-SA516GR70 N/A		PT		
1-E12-B001D -004-IR	Inlet Nozzle NK-N4 Inner Radius	80A0207	PY-IR-RHR	C-B	UT	XII	

System: RHR
 Document No. 80A4422
 Preservice Inspection



PROGRAM PLAN AND SCHEDULE
 5532 - PERRY

By: _____
 App: AK / 13/85
 Rev. 4 Page 208 of 212

COMPONENT IDENTIFICATION	COMPONENT DESCRIPTION	PROCEDURE NUMBER	CALIBRATION BLOCK (If applicable)	CODE CATEGORY	CODE EXAM METHOD	ZONE NO.	REMARKS
HEAT EXCHANGER - B001A Ref. Dwg. No. 03-22							
1-E12-B001A-SB1	Support Bracket	80A0185	N/A	C-C	MT	XII	
1-E12-B001A-SB2	Support Bracket	80A0185	N/A	C-C	MT	XII	
1-E12-B001A-SB3	Support Bracket	80A0185	N/A	C-C	MT	XI	
1-E12-B001A-SB4	Support Bracket	80A0185	N/A	C-C	MT	XI	△
1-E12-B001A-SL1	Seismic Lug	80A0185	N/A	C-C	MT	XI	
1-E12-B001A-SL2	Seismic Lug	80A0185	N/A	C-C	MT	XI	
1-E12-B001A-SL3	Seismic Lug	80A0185	N/A	C-C	MT	XI	
1-E12-B001A-SL4	Seismic Lug	80A0185	N/A	C-C	MT	XI	



PROGRAM PLAN AND SCHEDULE

System: RHR
Document No. 80A4422
Preservice Inspection

5532 - PERRY

By: /
App: ALB / 13/85
Rev. 4 Page 209 of 212

COMPONENT IDENTIFICATION	COMPONENT DESCRIPTION	PROCEDURE NUMBER	CALIBRATION BLOCK (If applicable)	CODE CATEGORY	CODE EXAM METHOD	ZONE NO.	REMARKS
RHR PUMP C002A Ref. Dwg. No. 03-23							
1-E12-C002A-001	Dished Head to Barrel Shell #1	80A0183	N/A	C-G	PT	XIV	
1-E12-C002A-002	Barrel Shell #1 to Barrel Shell #2	80A0183	N/A	C-G	PT	XIV	
1-E12-C002A-003	Barrel Shell #2 to Barrel Flange	80A0183	N/A	C-G	PT	XIV	
1-E12-C002A-004	Head Flange to Head Shell	80A0183	N/A	C-G	PT	XIV	
1-E12-C002A-005	18" Discharge Flange to 18" Discharge Pipe	80A0183	N/A	C-G	PT	XIV	
1-E12-C002A-006	24" Suction Flange to 24" Suction Pipe	80A0183	N/A	C-G	PT	XIV	
1-E12-C002A-011	24" Suction Pipe Long Seam	80A0183	N/A	C-G	PT	XIV	△
1-E12-C002A-007	18" Discharge Pipe to Head Shell	80A0183	N/A	C-G	PT	XIV	



PROGRAM PLAN AND SCHEDULE

5532 - PERRY

System: RHR
 Document No. 80A4422
 Preservice Inspection

By: 1
 App: AL 13/85
 Rev. 4 Page 210 of 212

COMPONENT IDENTIFICATION	COMPONENT DESCRIPTION	PROCEDURE NUMBER	CALIBRATION BLOCK (If applicable)	CODE CATEGORY	CODE EXAM METHOD	ZONE NO.	REMARKS
<p>RHR PUMP C002A Ref. Dwg. No. 03-23</p>							
1-E12-C002A-008	24" Suction Pipe to Head Shell	80A0183	N/A	C-G	PT	XIV	
1-E12-C002A-009	Head Shell to Head Cover	80A0183	N/A	C-G	PT	XIV	
1-E12-C002A-010	Head Shell Longitudinal Seam	80A0183	N/A	C-G	PT	XIV	

System: RHR
 Document No. 80A4422
 Preservice Inspection



PROGRAM PLAN AND SCHEDULE
 5532 - PERRY

By: _____
 App: AK / 13/83
 Rev. 4 Page 211 of 212

COMPONENT IDENTIFICATION	COMPONENT DESCRIPTION	PROCEDURE NUMBER	CALIBRATION BLOCK (If applicable)	CODE CATEGORY	CODE EXAM METHOD	ZONE NO.	REMARKS
RHR PUMP C002C Ref. Dwg. No. 03-23A							
1-E12-C002C-001	Dished Head to Barrel Shell #1	80A0183	N/A	C-G	PT	XIV	
1-E12-C002C-002	Barrel Shell #1 to Barrel Shell #2	80A0183	N/A	C-G	PT	XIV	
1-E12-C002C-003	Barrel Shell #2 to Barrel Flange	80A0183	N/A	C-G	PT	XIV	
1-E12-C002C-004	Head Flange to Head Shell	80A0183	N/A	C-G	PT	XIV	⚠
1-E12-C002C-005	18" Discharge Flange to 18" Discharge Pipe	80A0183	N/A	C-G	PT	XIV	
1-E12-C002C-006	24" Suction Flange to 24" Suction Pipe	80A0183	N/A	C-G	PT	XIV	
1-E12-C002C-011	24" Suction Pipe Longitudinal Seam	80A0183	N/A	C-G	PT	XIV	
1-E12-C002C-007	18" Discharge Pipe to Head Shell	80A0183	N/A	C-G	PT	XIV	

System: RHR
 Document No. 80A4422
 Preservice Inspection

NES
PROGRAM PLAN AND SCHEDULE
 5532 - PERRY

By: _____
 App: SSS LSP
 Rev. 4 Page 212 of 212

COMPONENT IDENTIFICATION	COMPONENT DESCRIPTION	PROCEDURE NUMBER	CALIBRATION BLOCK (If applicable)	CODE CATEGORY	CODE EXAM METHOD	ZONE NO	REMARKS
RHR PUMP C002C Ref. Dwg. No. 03-23A							
1-E12-C002C -008	* 24" Suction Pipe to Head Shell	80A0183	N/A	C-G	PT	XIV	
1-E12-C002C -009	Head Shell to Head Cover	80A0183	N/A	C-G	PT	XIV	
1-E12-C002C -010	Head Shell Longitudinal Seam	80A0183	N/A	C-G	PT	XIV	