



Long  
Island  
Power  
Authority

Shoreham Nuclear Power Station  
P.O. Box 628  
North Country Road  
Wading River, N.Y. 11792

DEC 14 1992

LSNRC-2017

U. S. Nuclear Regulatory Commission  
Document Control Desk  
Washington, D.C. 20555

ATTN: Mr. Robert Bernero, Director  
Office of Nuclear Material  
Safety and Safeguards

Additional Information Related to  
Decommissioning Plan Change/Clarification  
Liquid Radwaste Processing System  
Shoreham Nuclear Power Station - Unit 1  
Docket No. 50-322

Ref: (1) Long Island Power Authority (L.M. Hill) letter LSNRC-2016 dated December 4, 1992 to U. S. Nuclear Regulatory Commission (Document Control Desk); subject: Request for Approval of Decommissioning Plan Change/Clarification, Liquid Radwaste Processing System.

Gentlemen:

In accordance with the request made by Mr. L. Pittiglio of your staff (NMSS) to Mr. G. Gisonda of my staff (Licensing) during a telephone conversation on December 10, 1992, please find attached two figures to facilitate your review of the clarification identified in reference (1), page 2, paragraph 2.

Figure 1 depicts the Liquid Radwaste Processing System (G11) configuration as currently installed. Figure 2 depicts the configuration of the installed plant equipment which will be utilized to hold, recirculate, sample and process liquid radwaste after the Phase 2 components, as identified in reference (1), are decommissioned.

9212150209 921214  
PDR ADJCK 05000322  
W PDR

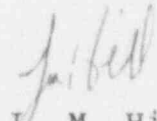
NK10 1/1

LSNRC-2017

Page 2

Should you have any questions or require additional information,  
please do not hesitate to contact my office.

Very truly yours,

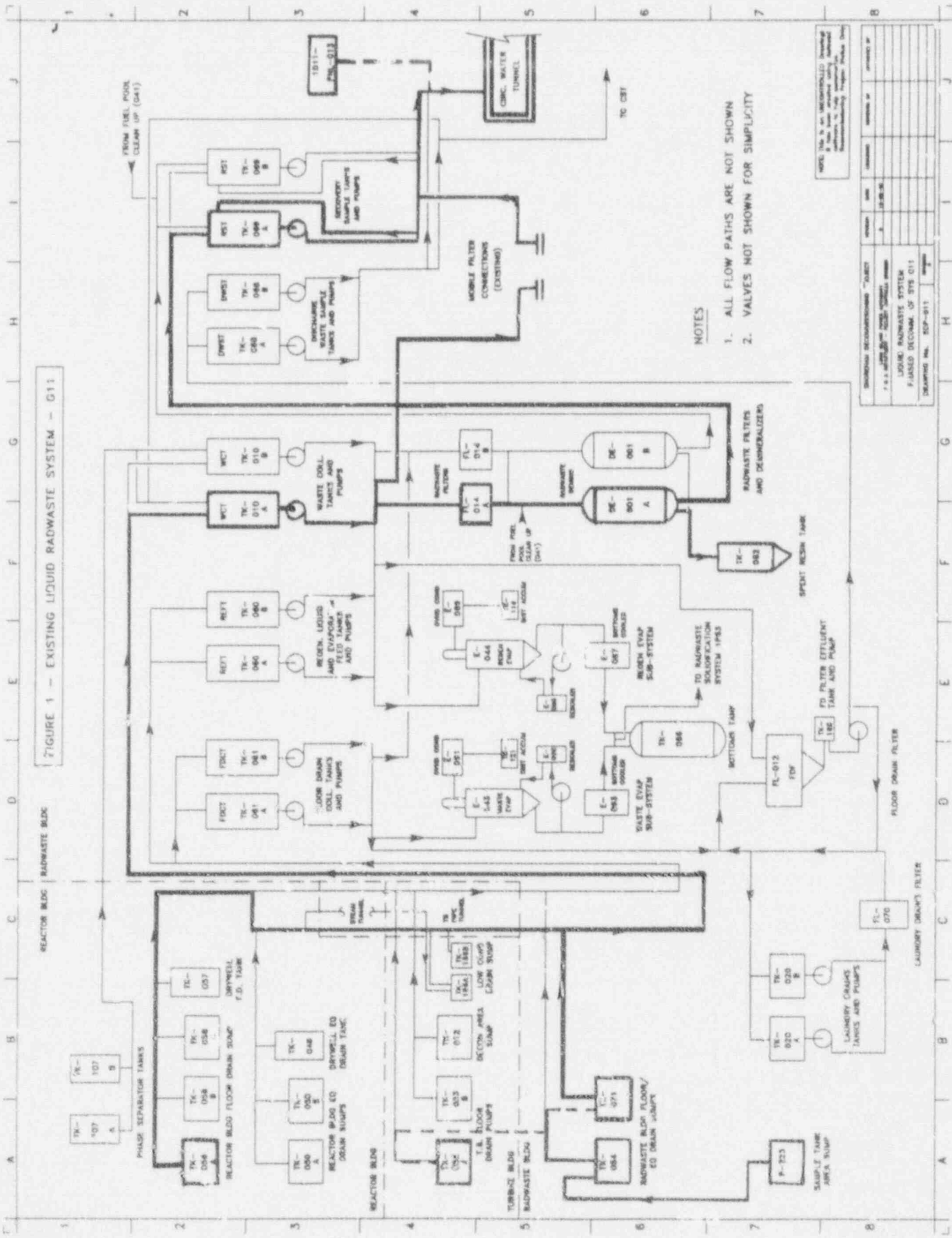


L. M. Hill  
Resident Manager

MP/ab  
Attachments

cc: L. Bell  
L. Pittiglio  
T. T. Martin  
R. Nimitz

FIGURE 1 - EXISTING LIQUID RADWASTE SYSTEM - 011



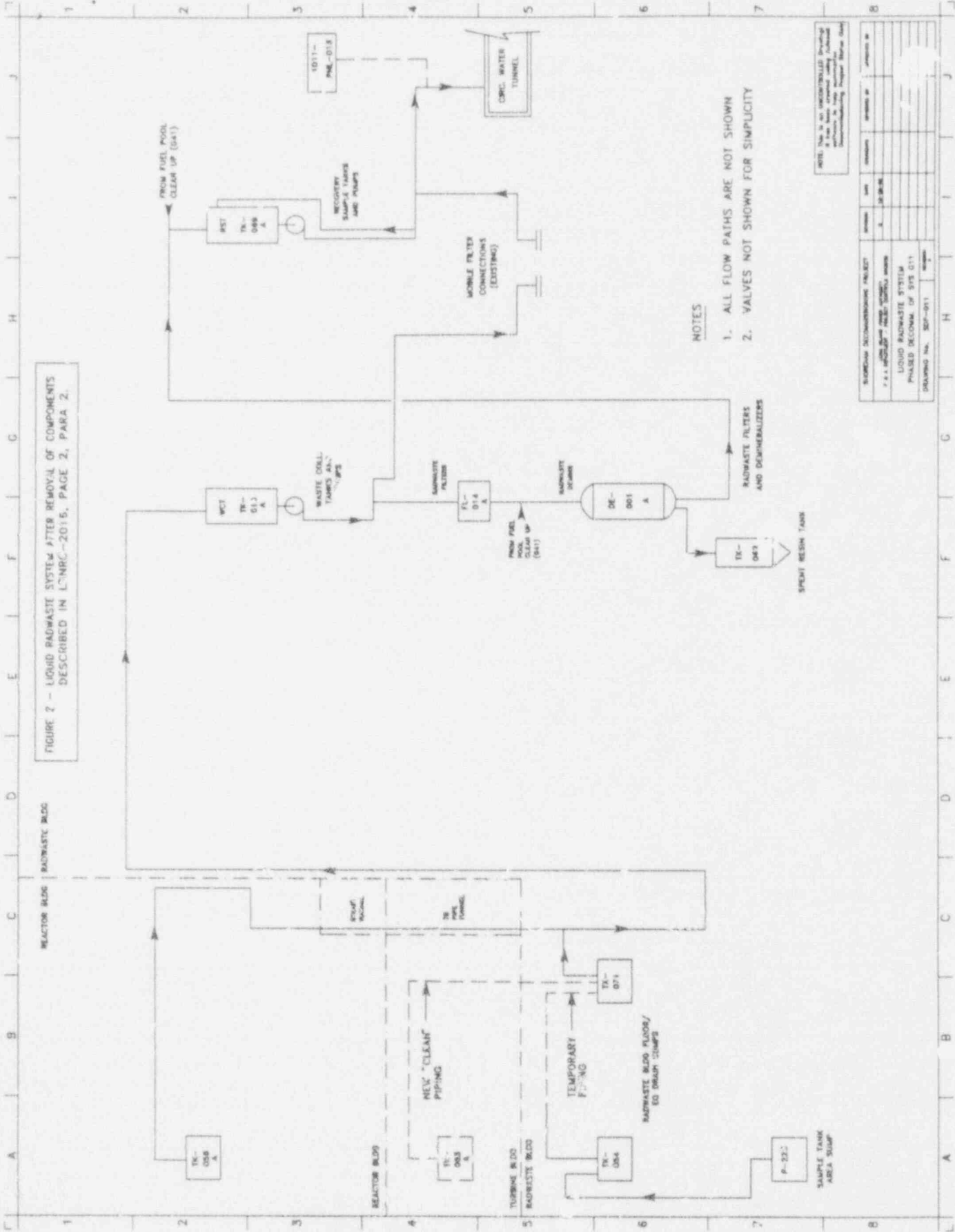
- NOTES
1. ALL FLOW PATHS ARE NOT SHOWN
  2. VALVES NOT SHOWN FOR SIMPLICITY

NOTE: THIS IS AN UNCONTROLLED DRAWING & HAS BEEN REVISED SINCE ISSUED. ANY CHANGES TO THIS DRAWING SHOULD BE MADE TO THE ORIGINAL DRAWING.

REVISION NO.	DESCRIPTION	DATE	BY	CHKD BY
1	ISSUED FOR CONSTRUCTION	10/28/78		
2	REVISED TO SHOW EXISTING SYSTEM			

DRAWING NO. 011-011  
 PROJECT NO. 011-011  
 SHEET NO. 011-011

FIGURE 2 - LIQUID RADWASTE SYSTEM AFTER REMOVAL OF COMPONENTS DESCRIBED IN LSNRC-2016, PAGE 2, PARA 2.



NOTES  
 1. ALL FLOW PATHS ARE NOT SHOWN  
 2. VALVES NOT SHOWN FOR SIMPLICITY

NOTE: This is an uncontrolled drawing. It has been approved only for use in the project. It is not to be used for any other purpose without the approval of the project manager.

REVISION	DESCRIPTION	DATE	BY	CHKD BY
1	ISSUED FOR CONSTRUCTION	10-20-16		

PROJECT: LSNRC-2017  
 DRAWING NO.: 2017-011  
 SHEET NO.: 1 OF 1