

Log # TXX-96116  
File # 10010.1  
905.4 (clo)  
Ref. # 10CFR50.55a(g)

April 16, 1996

C. Lance Terry  
Group Vice President

U. S. Nuclear Regulatory Commission  
Document Control Desk  
Washington, DC 20555

SUBJECT: COMANCHE PEAK STEAM ELECTRIC STATION (CPSES)  
DOCKET NOS. 50-446  
TRANSMITTAL OF INSERVICE INSPECTION PROGRAM PLAN  
INTERIM CHANGE REQUEST  
(UNIT 2: 1986 EDITION OF ASME CODE SECTION XI, NO ADDENDA,  
INTERVAL START DATE - AUGUST 3, 1993, FIRST INTERVAL)

Dear Gentlemen:

This transmittal is for the purpose of a manual update only. The Interim Change Request is the vehicle used to document Inservice Inspection Program Plan changes prior to issuance of the next Inservice Inspection Program Plan revision. This transmittal does not contain a request for relief from ASME Code Requirements.

Enclosed is the following document to update your copy (Revision 0) of the CPSES Unit 2 Inservice Inspection Program Plan:

Interim Change Request No. ISI-2R0-006

If you have any questions, please contact Mr. Carl B. Corbin at (214) 812-8859.

Sincerely,

9604220338 960416  
PDR ADDCK 05000446  
Q PDR

C. L. Terry

By: J. S. Marshall  
J. S. Marshall  
Generic Licensing  
Manager

220006

CBC/cbc  
Enclosure

cc: Mr. L. J. Callan, Region IV  
Ms. W. D. Johnson, Region IV (clo)  
Mr. T. J. Polich, NRR  
Resident Inspectors  
Mr. G. Bynog, TDLR

A047  
11

ENCLOSURE TO TXX-96116

INTERIM CHANGE REQUEST

Plan Title/Rev. Unit 2 ASME Section II Inservice Inspection Program Plan 10 ICR No. 6

Reference: Page  
Table  
Relief Request, and/or  
Component: Table 9 of Section 5.0  
Various drawings.

**Reason for Change:**

The Unit 2 ISI Plan does not currently recognize certain allowances available in 1986 ASME Section II. These allowances are applicable and appropriate. Additionally, plant modifications have occurred which need to be reflected in the ISI boundary diagrams.

**Proposed Revision:**

Replace Table 9 of Section 5.0 with the attached. Replace the existing drawing with the attached drawings as listed below. A detailed justification of this change is attached.

New drawing / Rev				
CT SH.1	1 2	CC SH.2 / 2	CC SH.7 / 1	RC SH.1 / 1
CT SH.2	1 2	CC SH.3 / 1	CC SH.8 / 1	RC SH.1 / 1
CC SH.1	1 2	CC SH.4 / 1	CC SH.9 / 2	
		CC SH.5 / 1	PS SH.1 / 1	
		CC SH.6 / 1		

P. F. [Signature]      EMC+      12/20/95  
 Initiator      Department      Date

Approved:  Yes     No    RB May, BBY    12-21-95  
 Codes and Standards Supervisor    Date

Reason for Disapproval:

## Pressure Test Plan Changes / ISI Plan Rev.

1. CC - Three 24" crossties are provided between Units 1 and 2. Each crosstie is between locked closed butterfly valves. As described in DBD-ME-229, these crossties are not required for any design base accident or safe shutdown. Therefore they do not meet any of the criteria established in Table D-A, D-B or D-C.

The portion of CC which is between containment isolation valves 2-HV-4711 and 2-HV-4710 (both ORC) supplies flow to the shell side of the Reactor Coolant Drain Tank Hx and the Excess Letdown Hx. The Excess Letdown Hx accommodates expansion related flow in excess of the capabilities of normal CVCS letdown during plant heatup. The Reactor Coolant Drain Tank is part of the Waste Processing (WP) system. As described in DBD-ME-264, "Liquid Waste Processing System", the WP system does not perform a safety function. Valves 2-HV-4710/4711 close upon an S-signal. Therefore, the requirements of Category C-H note (7) are met.

2. CT - The portion of the 16" CT header supply downstream of 2CT-003/052 has been reclassified as ISI only (i.e. removed the pressure test requirements). This is due to the fact that these portions of the CT system are considered as open ended in accordance with Category C-H, note (1). IWA-9000 defines open-ended as, "a condition of piping or lines that permits free discharge to atmospheric or containment atmosphere".

There are 2 valves between 2CT-003/052 and containment atmosphere. However, the manual valve 2CT-0146/0142 is locked open and the other is a check valve (2CT-0145/0142). The valve position of the locked closed valve and the operability of the check valve are periodically verified in accordance with station surveillance procedures.

3. PS - Process sampling (PS) provides samples for monitoring RHR pump discharge chemistry. An active isolation valve is available in each sample train. As described in DBD-ME-228, "Process Sampling System", these valves close in the event of an accident. Therefore, the requirements of Category C-H note (7) are met.
4. RC - The primary side channel head drain on each steam generator is not classified as ASME Code Class. It is rather classified as ANSI safety class 2 instrumentation. As such these drains are not under the jurisdiction of ASME Section XI. Furthermore, these drains are scheduled for removal during 2RFO2 and 2RFO3 under minor modification 94-237. This minor mod will remove and plug each of the drains.

UNIT 2 ASME SECTION XI INSERVICE PRESSURE  
TEST LINE LIST  
TABLE 9

Line/Component No.	Flow Diagram No.	ASME Item	Exam CAT	Test Freq.	Type Test	Exam Method	Test Pressure	Test Temp.	Notes/Comments	REC NO.
=====	=====	=====	=====	=====	=====	=====	=====	=====	=====	=====
** AUXILIARY FEEDWATER (AF)										
10-AF-2-001-152-3	M2-0206-1	D1.10	D-A	P	SIT	VT-2	Po	To	(1)	1791
	M2-0206-2	D1.10		I	SHT		TABLE 4	TABLE 5		
10-AF-2-002-152-3	M2-0206-1	D1.10	D-A	P	SIT	VT-2	Po	To	(1)	1792
	M2-0206-2	D1.10		I	SHT		TABLE 4	TABLE 5		
6-AF-2-003-152-3	M2-0206-1	D1.10	D-A	P	SIT	VT-2	Po	To		440
		D1.10		I	SHT		TABLE 4	TABLE 5		
6-AF-2-004-152-3	M2-0206-1	D1.10	D-A	P	SIT	VT-2	Po	To		441
		D1.10		I	SHT		TABLE 4	TABLE 5		
10-AF-2-005-152-3	M2-0206-1	D1.10	D-A	P	SIT	VT-2	Po	To		442
		D1.10		I	SHT		TABLE 4	TABLE 5		
8-AF-2-006-152-3	M2-0206-1	D1.10	D-A	P	SIT	VT-2	Po	To		443
		D1.10		I	SHT		TABLE 4	TABLE 5		
6-AF-2-007-152-3	M2-0206-1	D1.10	D-A	P	SIT	VT-2	Po	To		444
		D1.10		I	SHT		TABLE 4	TABLE 5		
6-AF-2-008-152-3	M2-0206-1	D1.10	D-A	P	SIT	VT-2	Po	To		445
		D1.10		I	SHT		TABLE 4	TABLE 5		
6-AF-2-009-2002-3	M2-0206	D1.10	D-A	P	SIT	VT-2	Po	To		446
	M2-0206-1	D1.10		I	SHT		TABLE 4	TABLE 5		
6-AF-2-010-2002-3	M2-0206	D1.10	D-A	P	SIT	VT-2	Po	To		447
	M2-0206-1	D1.10		I	SHT		TABLE 4	TABLE 5		
8-AF-2-011-2002-3	M2-0206	D1.10	D-A	P	SIT	VT-2	Po	To		448
	M2-0206-1	D1.10		I	SHT		TABLE 4	TABLE 5		
6-AF-2-012-152-3	M2-0206-1	D1.10	D-A	P	SIT	VT-2	Po	To		449
		D1.10		I	SHT		TABLE 4	TABLE 5		

UNIT 2 ASME SECTION XI INSERVICE PRESSURE  
TEST LINE LIST  
TABLE 9

Line/Component No.	Flow Diagram No.	ASME Item	Exam CAT	Test Freq.	Type Test	Exam Method	Test Pressure	Test Temp.	Notes/Comments	REC NO.
=====	=====	=====	=====	=====	=====	=====	=====	=====	=====	=====
** AUXILIARY FEEDWATER (AF)										
4-AF-2-017-1303-2	M2-0206	C7.30 C7.40	C-H	P I	SIT SHT	VT-2	Po TABLE 4	To TABLE 5		450
4-AF-2-018-1303-2	M2-0206	C7.30 C7.40	C-H	P I	SIT SHT	VT-2	Po TABLE 4	To TABLE 5		451
4-AF-2-019-1303-2	M2-0206	C7.30 C7.40	C-H	P I	SIT SHT	VT-2	Po TABLE 4	To TABLE 5		452
4-AF-2-020-1303-2	M2-0206	C7.30 C7.40	C-H	P I	SIT SHT	VT-2	Po TABLE 4	To TABLE 5		453
4-AF-2-021-2003-2	M2-0206	C7.30 C7.40	C-H	P I	SIT SHT	VT-2	Po TABLE 4	To TABLE 5		454
4-AF-2-022-2003-2	M2-0206	C7.30 C7.40	C-H	P I	SIT SHT	VT-2	Po TABLE 4	To TABLE 5		455
4-AF-2-023-2003-2	M2-0206	C7.30 C7.40	C-H	P I	SIT SHT	VT-2	Po TABLE 4	To TABLE 5		456
4-AF-2-024-2003-2	M2-0206	C7.30 C7.40	C-H	P I	SIT SHT	VT-2	Po TABLE 4	To TABLE 5		457
6-AF-2-025-2002-3	M2-0206-1	D1.10 D1.10	D-A	P I	SIT SHT	VT-2	Po TABLE 4	To TABLE 5		458
3-AF-2-026-2002-3	M2-0206-1	D1.10 D1.10	D-A	P I	SIT SHT	VT-2	Po TABLE 4	To TABLE 5		459
3-AF-2-027-152-3	M2-0206-1	D1.10 D1.10	D-A	P I	SIT SHT	VT-2	Po TABLE 4	To TABLE 5	(1)	460
3-AF-2-028-2002-3	M2-0206-1	D1.10 D1.10	D-A	P I	SIT SHT	VT-2	Po TABLE 4	To TABLE 5		461

UNIT 2 ASME SECTION XI INSERVICE PRESSURE  
TEST LINE LIST  
TABLE 9

Line/Component No.	Flow Diagram No.	ASME Item	Exam CAT	Test Freq.	Type Test	Exam Method	Test Pressure	Test Temp.	Notes/Comments	REC NO.
=====	=====	=====	=====	=====	=====	=====	=====	=====	=====	=====
** AUXILIARY FEEDWATER (AF)										
6-AF-2-029-2002-3	M2-0206-1	D1.10 D1.10	D-A	P I	SIT SHT	VT-2	Po TABLE 4	To TABLE 5		462
3-AF-2-030-2002-3	M2-0206-1	D1.10 D1.10	D-A	P I	SIT SHT	VT-2	Po TABLE 4	To TABLE 5		463
3-AF-2-031-2002-3	M2-0206-1	D1.10 D1.10	D-A	P I	SIT SHT	VT-2	Po TABLE 4	To TABLE 5		464
3-AF-2-032-152-3	M2-0206-1	D1.10 D1.10	D-A	P I	SIT SHT	VT-2	Po TABLE 4	To TABLE 5	(1)	465
6-AF-2-033-2002-3	M2-0206-1	D1.10 D1.10	D-A	P I	SIT SHT	VT-2	Po TABLE 4	To TABLE 5		466
6-AF-2-034-152-3	M2-0206-1	D1.10 D1.10	D-A	P I	SIT SHT	VT-2	Po TABLE 4	To TABLE 5	(1)	467
8-AF-2-035-152-3	M2-0206-1 M2-0206-2	D1.10 D1.10	D-A	P I	SIT SHT	VT-2	Po TABLE 4	To TABLE 5	(1)	468
6-AF-2-036-2002-3	M2-0206-1	D1.10 D1.10	D-A	P I	SIT SHT	VT-2	Po TABLE 4	To TABLE 5		469
6-AF-2-037-152-3	M2-0206-1	D1.10 D1.10	D-A	P I	SIT SHT	VT-2	Po TABLE 4	To TABLE 5		470
3-AF-2-038-2002-3	M2-0206-1	D1.10 D1.10	D-A	P I	SIT SHT	VT-2	Po TABLE 4	To TABLE 5		471
3-AF-2-040-151-3	M2-0206-2	D1.10 D1.10	D-A	P I	SIT SHT	VT-2	Po TABLE 4	To TABLE 5	(1) EXEMPT UPSTRM 2AF-0009	472
4-AF-2-042-2002-3	M2-0206-1	D1.10 D1.10	D-A	P I	SIT SHT	VT-2	Po TABLE 4	To TABLE 5		474

UNIT 2 ASME SECTION XI INSERVICE PRESSURE  
TEST LINE LIST  
TABLE 9

Line/Component No.	Flow Diagram No.	ASME Item	Exam CAT	Test Freq.	Type Test	Exam Method	Test Pressure	Test Temp.	Notes/Comments	REC NO.
=====	=====	=====	=====	=====	=====	=====	=====	=====	=====	=====
** AUXILIARY FEEDWATER (AF)										
12-AF-2-043-152-3	M2-0206-2	D1.10 D1.10	D-A	P I	SIT SHT	VT-2	Po TABLE 4	To TABLE 5	(1)	475
3-AF-2-045-152-3	M2-0206-2	D1.10 D1.10	D-A	P I	SIT SHT	VT-2	Po TABLE 4	To TABLE 5	(1)	476
4-AF-2-049-2002-3	M2-0206-1	D1.10 D1.10	D-A	P I	SIT SHT	VT-2	Po TABLE 4	To TABLE 5		477
4-AF-2-050-2002-3	M2-0206	D1.10 D1.10	D-A	P I	SIT SHT	VT-2	Po TABLE 4	To TABLE 5		478
4-AF-2-051-2002-3	M2-0206	D1.10 D1.10	D-A	P I	SIT SHT	VT-2	Po TABLE 4	To TABLE 5		479
4-AF-2-052-2003-2	M2-0206	C7.30 C7.40	C-H	P I	SIT SHT	VT-2	Po TABLE 4	To TABLE 5		480
4-AF-2-053-2003-2	M2-0206	C7.30 C7.40	C-H	P I	SIT SHT	VT-2	Po TABLE 4	To TABLE 5		481
4-AF-2-054-2003-2	M2-0206	C7.30 C7.40	C-H	P I	SIT SHT	VT-2	Po TABLE 4	To TABLE 5		482
4-AF-2-055-2003-2	M2-0206	C7.30 C7.40	C-H	P I	SIT SHT	VT-2	Po TABLE 4	To TABLE 5		483
6-AF-2-058-152-3	M2-0206-1	D1.10 D1.10	D-A	P I	SIT SHT	VT-2	Po TABLE 4	To TABLE 5		484
8-AF-2-059-152-3	M2-0206-1	D1.10 D1.10	D-A	P I	SIT SHT	VT-2	Po TABLE 4	To TABLE 5		485
12-AF-2-060-151-3	M2-0206-2	D1.10 D1.10	D-A	P I	SIT SHT	VT-2	Po TABLE 4	To TABLE 5	(1)	486



UNIT 2 ASME SECTION XI INSERVICE PRESSURE  
TEST LINE LIST  
TABLE 9

Line/Component No.	Flow Diagram No.	ASME Item	Exam CAT	Test Freq.	Type Test	Exam Method	Test Pressure	Test Temp.	Notes/Comments	REC NO.
=====	=====	=====	=====	=====	=====	=====	=====	=====	=====	=====
** AUXILIARY FEEDWATER (AF)										
4-AF-2-061-2002-3	M2-0206	D1.10 D1.10	D-A	P I	SIT SHT	VT-2	Po TABLE 4	To TABLE 5		487
4-AF-2-062-2002-3	M2-0206	D1.10 D1.10	D-A	P I	SIT SHT	VT-2	Po TABLE 4	To TABLE 5		488
3-AF-2-063-152-3	M2-0206-2	D1.10 D1.10	D-A	P I	SIT SHT	VT-2	Po TABLE 4	To TABLE 5	(1) EXEMPT DWNSTM 2AF-0004	489
2-AF-2-065-2002-3	M2-0206-1	D1.10 D1.10	D-A	P I	SIT SHT	VT-2	Po TABLE 4	To TABLE 5		490
2-AF-2-066-2002-3	M2-0206-1	D1.10 D1.10	D-A	P I	SIT SHT	VT-2	Po TABLE 4	To TABLE 5		491
3-AF-2-067-2002-3	M2-0206	D1.10 D1.10	D-A	P I	SIT SHT	VT-2	Po TABLE 4	To TABLE 5		492
3-AF-2-068-2002-3	M2-0206	D1.10 D1.10	D-A	P I	SIT SHT	VT-2	Po TABLE 4	To TABLE 5		493
3-AF-2-069-2002-3	M2-0206	D1.10 D1.10	D-A	P I	SIT SHT	VT-2	Po TABLE 4	To TABLE 5		494
3-AF-2-070-2002-3	M2-0206	D1.10 D1.10	D-A	P I	SIT SHT	VT-2	Po TABLE 4	To TABLE 5		495
3-AF-2-071-2002-3	M2-0206	D1.10 D1.10	D-A	P I	SIT SHT	VT-2	Po TABLE 4	To TABLE 5		496
3-AF-2-072-2002-3	M2-0206	D1.10 D1.10	D-A	P I	SIT SHT	VT-2	Po TABLE 4	To TABLE 5		497
3-AF-2-073-2002-3	M2-0206	D1.10 D1.10	D-A	P I	SIT SHT	VT-2	Po TABLE 4	To TABLE 5		498

UNIT 2 ASME SECTION XI INSERVICE PRESSURE  
TEST LINE LIST  
TABLE 9

Line/Component No. =====	Flow Diagram No. =====	ASME Item ====	Exam CAT ====	Test Freq. =====	Type Test ====	Exam Method =====	Test Pressure =====	Test Temp. =====	Notes/Comments =====	REC NO. ====
** AUXILIARY FEEDWATER (AF)										
3-AF-2-074-2002-3	M2-0206	D1.10 D1.10	D-A	P I	SIT SHT	VT-2	Po TABLE 4	To TABLE 5		499
3-AF-2-075-2002-3	M2-0206	D1.10 D1.10	D-A	P I	SIT SHT	VT-2	Po TABLE 4	To TABLE 5		500
3-AF-2-076-2002-3	M2-0206	D1.10 D1.10	D-A	P I	SIT SHT	VT-2	Po TABLE 4	To TABLE 5		501
3-AF-2-077-2002-3	M2-0206	D1.10 D1.10	D-A	P I	SIT SHT	VT-2	Po TABLE 4	To TABLE 5		502
3-AF-2-078-2002-3	M2-0206	D1.10 D1.10	D-A	P I	SIT SHT	VT-2	Po TABLE 4	To TABLE 5		503
3-AF-2-079-2002-3	M2-0206	D1.10 D1.10	D-A	P I	SIT SHT	VT-2	Po TABLE 4	To TABLE 5		504
3-AF-2-080-2002-3	M2-0206	D1.10 D1.10	D-A	P I	SIT SHT	VT-2	Po TABLE 4	To TABLE 5		505
3-AF-2-081-2002-3	M2-0206	D1.10 D1.10	D-A	P I	SIT SHT	VT-2	Po TABLE 4	To TABLE 5		506
3-AF-2-082-2002-3	M2-0206	D1.10 D1.10	D-A	P I	SIT SHT	VT-2	Po TABLE 4	To TABLE 5		507
10-AF-2-084-152-3	M2-0206-1	D1.10 D1.10	D-A	P I	SIT SHT	VT-2	Po TABLE 4	To TABLE 5		508
6-AF-2-088-2002-3	M2-0206	D1.10 D1.10	D-A	P I	SIT SHT	VT-2	Po TABLE 4	To TABLE 5		509
8-AF-2-089-151-3	M2-0206-2	D1.10 D1.10	D-A	P I	SIT SHT	VT-2	Po TABLE 4	To TABLE 5	(1)	510

UNIT 2 ASME SECTION XI INSERVICE PRESSURE  
TEST LINE LIST  
TABLE 9

Line/Component No.	Flow Diagram No.	ASME Item	Exam CAT	Test Freq.	Type Test	Exam Method	Test Pressure	Test Temp.	Notes/Comments	REC NO.
=====	=====	=====	=====	=====	=====	=====	=====	=====	=====	=====
** AUXILIARY FEEDWATER (AF)										
10-AF-2-090-151-3	M2-0206-2	D1.10 D1.10	D-A	P I	SIT SHT	VT-2	Po TABLE 4	To TABLE 5	(1)	511
10-AF-2-091-151-3	M2-0206-2	D1.10 D1.10	D-A	P I	SIT SHT	VT-2	Po TABLE 4	To TABLE 5	(1)	512
3-AF-2-092-151-3	M2-0206-2	D1.10 D1.10	D-A	P I	SIT SHT	VT-2	Po TABLE 4	To TABLE 5	(1)	513
3-AF-2-093-151-3	M2-0206-2	D1.10 D1.10	D-A	P I	SIT SHT	VT-2	Po TABLE 4	To TABLE 5	(1)	514
3-AF-2-094-152-3	M2-0206-2	D1.10 D1.10	D-A	P I	SIT SHT	VT-2	Po TABLE 4	To TABLE 5	(1)	515
4-AF-2-096-2002-3	M2-0206	D1.10 D1.10	D-A	P I	SIT SHT	VT-2	Po TABLE 4	To TABLE 5		516
4-AF-2-097-2002-3	M2-0206	D1.10 D1.10	D-A	P I	SIT SHT	VT-2	Po TABLE 4	To TABLE 5		517
4-AF-2-098-2002-3	M2-0206	D1.10 D1.10	D-A	P I	SIT SHT	VT-2	Po TABLE 4	To TABLE 5		518
4-AF-2-099-2002-3	M2-0206	D1.10 D1.10	D-A	P I	SIT SHT	VT-2	Po TABLE 4	To TABLE 5		519
4-AF-2-100-2002-3	M2-0206	D1.10 D1.10	D-A	P I	SIT SHT	VT-2	Po TABLE 4	To TABLE 5		520
4-AF-2-101-2002-3	M2-0206	D1.10 D1.10	D-A	P I	SIT SHT	VT-2	Po TABLE 4	To TABLE 5		521
4-AF-2-102-2002-3	M2-0206	D1.10 D1.10	D-A	P I	SIT SHT	VT-2	Po TABLE 4	To TABLE 5		522

UNIT 2 ASME SECTION XI INSERVICE PRESSURE  
TEST LINE LIST  
TABLE 9

Line/Component No. =====	Flow Diagram No. =====	ASME Item ====	Exam CAT ====	Test Freq. =====	Type Test ====	Exam Method =====	Test Pressure =====	Test Temp. =====	Notes/Comments =====	REC NO. ====
** AUXILIARY FEEDWATER (AF)										
4-AF-2-103-2002-3	M2-0206	D1.10 D1.10	D-A	P I	SIT SHT	VT-2	Po TABLE 4	To TABLE 5		523
4-AF-2-104-2002-3	M2-0206	D1.10 D1.10	D-A	P I	SIT SHT	VT-2	Po TABLE 4	To TABLE 5		524
4-AF-2-105-2002-3	M2-0206	D1.10 D1.10	D-A	P I	SIT SHT	VT-2	Po TABLE 4	To TABLE 5		525
4-AF-2-106-2002-3	M2-0206	D1.10 D1.10	D-A	P I	SIT SHT	VT-2	Po TABLE 4	To TABLE 5		526
4-AF-2-107-2002-3	M2-0206	D1.10 D1.10	D-A	P I	SIT SHT	VT-2	Po TABLE 4	To TABLE 5		527
4-AF-2-108-2002-3	M2-0206	D1.10 D1.10	D-A	P I	SIT SHT	VT-2	Po TABLE 4	To TABLE 5		528
4-AF-2-109-2002-3	M2-0206	D1.10 D1.10	D-A	P I	SIT SHT	VT-2	Po TABLE 4	To TABLE 5		529
4-AF-2-110-2002-3	M2-0206	D1.10 D1.10	D-A	P I	SIT SHT	VT-2	Po TABLE 4	To TABLE 5		530
4-AF-2-111-2002-3	M2-0206	D1.10 D1.10	D-A	P I	SIT SHT	VT-2	Po TABLE 4	To TABLE 5		531
3-AF-2-901-2002-3	M2-0206-1	D1.10 D1.10	D-A	P I	SIT SHT	VT-2	Po TABLE 4	To TABLE 5		1800
1/2-AF-2-902-2002-3	M2-0206-1	D1.10 D1.10	D-A	P I	SIT SHT	VT-2	Po TABLE 4	To TABLE 5		533
1/2-AF-2-903-2002-3	M2-0206-1	D1.10 D1.10	D-A	P I	SIT SHT	VT-2	Po TABLE 4	To TABLE 5		534

UNIT 2 ASME SECTION XI INSERVICE PRESSURE  
TEST LINE LIST  
TABLE 9

Line/Component No. =====	Flow Diagram No. =====	ASME Item ====	Exam CAT ====	Test Freq. =====	Type Test ====	Exam Method =====	Test Pressure =====	Test Temp. =====	Notes/Comments =====	REC NO. ====
** AUXILIARY FEEDWATER (AF)										
3/4-AF-2-904-2002-3	M2-0206-1	D1.10 D1.10	D-A	P I	SIT SHT	VT-2	Po TABLE 4	To TABLE 5		535
1/2-AF-2-905-2002-3	M2-0206-1	D1.10 D1.10	D-A	P I	SIT SHT	VT-2	Po TABLE 4	To TABLE 5		536
3/4-AF-2-906-2002-3	M2-0206-1	D1.10 D1.10	D-A	P I	SIT SHT	VT-2	Po TABLE 4	To TABLE 5		537
3/4-AF-2-907-2002-3	M2-0206	D1.10 D1.10	D-A	P I	SIT SHT	VT-2	Po TABLE 4	To TABLE 5		538
3/4-AF-2-908-2002-3	M2-0206	D1.10 D1.10	D-A	P I	SIT SHT	VT-2	Po TABLE 4	To TABLE 5		539
3/4-AF-2-909-2002-3	M2-0206	D1.10 D1.10	D-A	P I	SIT SHT	VT-2	Po TABLE 4	To TABLE 5		540
3/4-AF-2-910-2002-3	M2-0206	D1.10 D1.10	D-A	P I	SIT SHT	VT-2	Po TABLE 4	To TABLE 5		541
3/4-AF-2-911-2002-3	M2-0206-1	D1.10 D1.10	D-A	P I	SIT SHT	VT-2	Po TABLE 4	To TABLE 5		1767
3/4-AF-2-916-152-3	M2-0206-1	D1.10 D1.10	D-A	P I	SIT SHT	VT-2	Po TABLE 4	To TABLE 5		1768
CP2-AFAPMD-01 PUMP	M2-0206-1	D1.10 D1.10	D-A	P I	SIT SHT	VT-2	Po TABLE 4	To TABLE 5		544
CP2-AFAPMD-02 PUMP	M2-0206-1	D1.10 D1.10	D-A	P I	SIT SHT	VT-2	Po TABLE 4	To TABLE 5		545
CP2-AFAPTD-01 PUMP	M2-0206-1	D1.10 D1.10	D-A	P I	SIT SHT	VT-2	Po TABLE 4	To TABLE 5		546

UNIT 2 ASME SECTION XI INSERVICE PRESSURE  
TEST LINE LIST  
TABLE 9

Line/Component No.	Flow Diagram No.	ASME Item	Exam CAT	Test Freq.	Type Test	Exam Method	Test Pressure	Test Temp.	Notes/Comments	REC NO.
=====	=====	=====	=====	=====	=====	=====	=====	=====	=====	=====
** AUXILIARY FEEDWATER (AF) CP2-AFATCS-01 TANK	M2-0206-2	D1.10 D1.10	D-A	P I	SIT SHT	VT-2	Po TABLE 4	To TABLE 5	(1)	547

UNIT 2 ASME SECTION XI INSERVICE PRESSURE  
TEST LINE LIST  
TABLE 9

Line/Component No. =====	Flow Diagram No. =====	ASME Item ====	Exam CAT ====	Test Freq. =====	Type Test ====	Exam Method =====	Test Pressure =====	Test Temp. =====	Notes/Comments =====	REC NO. ====
** CHEMICAL & VOLUME CONTROL (CS)										
3-CS-2-001-2501R-2	M2-0253	C7.30 C7.40	C-H	P I	SIT SHT	VT-2	Po TABLE 4	To TABLE 5		916
3-CS-2-002-2501R-2	M2-0253	C7.30 C7.40	C-H	P I	SIT SHT	VT-2	Po TABLE 4	To TABLE 5		917
2-CS-2-003-2501R-2	M2-0253	C7.30 C7.40	C-H	P I	SIT SHT	VT-2	Po TABLE 4	To TABLE 5		918
2-CS-2-004-2501R-2	M2-0253	C7.30 C7.40	C-H	P I	SIT SHT	VT-2	Po TABLE 4	To TABLE 5		919
2-CS-2-005-2501R-2	M2-0253	C7.30 C7.40	C-H	P I	SIT SHT	VT-2	Po TABLE 4	To TABLE 5		920
2-CS-2-006-2501R-2	M2-0253	C7.30 C7.40	C-H	P I	SIT SHT	VT-2	Po TABLE 4	To TABLE 5		921
2-CS-2-007-2501R-2	M2-0253	C7.30 C7.40	C-H	P I	SIT SHT	VT-2	Po TABLE 4	To TABLE 5		922
2-CS-2-008-2501R-2	M2-0253	C7.30 C7.40	C-H	P I	SIT SHT	VT-2	Po TABLE 4	To TABLE 5		923
2-CS-2-009-601R-2	M2-0253	C7.30 C7.40	C-H	P I	SIT SHT	VT-2	Po TABLE 4	To TABLE 5		924
2-CS-2-010-601R-2	M2-0253	C7.30 C7.40	C-H	P I	SIT SHT	VT-2	Po TABLE 4	To TABLE 5		925
2-CS-2-011-601R-2	M2-0253	C7.30 C7.40	C-H	P I	SIT SHT	VT-2	Po TABLE 4	To TABLE 5		926
3-CS-2-012-601R-2	M2-0253 M2-0253-A	C7.30 C7.40	C-H	P I	SIT SHT	VT-2	Po TABLE 4	To TABLE 5		927

UNIT 2 ASME SECTION XI INSERVICE PRESSURE  
TEST LINE LIST  
TABLE 9

Line/Component No.	Flow Diagram No.	ASME Item	Exam CAT	Test Freq.	Type Test	Exam Method	Test Pressure	Test Temp.	Notes/Comments	REC NO.
=====	=====	====	====	=====	====	=====	=====	=====	=====	===
** CHEMICAL & VOLUME CONTROL (CS)										
3-CS-2-013-601R-2	M2-0253-A	C7.30	C-H	P	SIT	VT-2	Po	To		928
	M2-0255-A	C7.40		I	SHT		TABLE 4	TABLE 5		
3-CS-2-014-601R-2	M2-0253-A	C7.30	C-H	P	SIT	VT-2	Po	To		929
	M2-0256-A	C7.40		I	SHT		TABLE 4	TABLE 5		
3-CS-2-015-601R-2	M2-0253-A	C7.30	C-H	P	SIT	VT-2	Po	To		930
		C7.40		I	SHT		TABLE 4	TABLE 5		
2-CS-2-016-301R-2	M2-0253-A	C7.30	C-H	P	SIT	VT-2	Po	To		931
		C7.40		I	SHT		TABLE 4	TABLE 5		
2-CS-2-017-601R-2	M2-0253-A	C7.30	C-H	P	SIT	VT-2	Po	To		932
		C7.40		I	SHT		TABLE 4	TABLE 5		
3-CS-2-018-301R-2	M2-0253-A	C7.30	C-H	P	SIT	VT-2	Po	To		933
		C7.40		I	SHT		TABLE 4	TABLE 5		
3-CS-2-030-301R-2	M2-0253-A	C7.30	C-H	P	SIT	VT-2	Po	To		941
		C7.40		I	SHT		TABLE 4	TABLE 5		
3-CS-2-049-301R-2	M2-0253-A	C7.30	C-H	P	SIT	VT-2	Po	To		955
		C7.40		I	SHT		TABLE 4	TABLE 5		
3-CS-2-050-301R-2	M2-0253-A	C7.30	C-H	P	SIT	VT-2	Po	To		956
		C7.40		I	SHT		TABLE 4	TABLE 5		
3-CS-2-051-301R-2	M2-0253-A	C7.30	C-H	P	SIT	VT-2	Po	To		957
		C7.40		I	SHT		TABLE 4	TABLE 5		
3-CS-2-052-301R-2	M2-0253-A	C7.30	C-H	P	SIT	VT-2	Po	To		958
	M2-0254	C7.40		I	SHT		TABLE 4	TABLE 5		
2-CS-2-054-301R-2	M2-0254	C7.30	C-H	P	SIT	VT-2	Po	To		959
	M2-0255-2	C7.40		I	SHT		TABLE 4	TABLE 5		



UNIT 2 ASME SECTION XI INSERVICE PRESSURE  
TEST LINE LIST  
TABLE 9

Line/Component No.	Flow Diagram No.	ASME Item	Exam CAT	Test Freq.	Type Test	Exam Method	Test Pressure	Test Temp.	Notes/Comments	REC NO.
=====	=====	=====	=====	=====	=====	=====	=====	=====	=====	=====
** CHEMICAL & VOLUME CONTROL (CS)										
4-CS-2-055-151R-2	M2-0254	C7.30 C7.40	C-H	P I	SIT SHT	VT-2	Po TABLE 4	To TABLE 5		960
4-CS-2-058-151R-2	M2-0254	C7.30 C7.40	C-H	P I	SIT SHT	VT-2	Po TABLE 4	To TABLE 5		961
3-CS-2-060-151R-2	M2-0254	C7.30 C7.40	C-H	P I	SIT SHT	VT-2	Po TABLE 4	To TABLE 5		962
1-CS-2-061-151R-2	M2-0254 M2-0255-2	C7.30 C7.40	C-H	P I	SIT SHT	VT-2	Po TABLE 4	To TABLE 5		963
8-CS-2-063-151R-2	M2-0254	C7.30 C7.40	C-H	P I	SIT SHT	VT-2	Po TABLE 4	To TABLE 5		964
2-CS-2-064-151R-2	M2-0254 M1-0255-2	C7.30 C7.40	C-H	P I	SIT SHT	VT-2	Po TABLE 4	To TABLE 5		965
2-CS-2-065-151R-2	M2-0255-2	C7.30 C7.40	C-H	P I	SIT SHT	VT-2	Po TABLE 4	To TABLE 5		966
3-CS-2-066-151R-3	M2-0255-2	D1.10 D1.10	D-A	P I	SIT SHT	VT-2	Po TABLE 4	To TABLE 5		967
2-CS-2-067-151R-3	M2-0255-2	D1.10 D1.10	D-A	P I	SIT SHT	VT-2	Po TABLE 4	To TABLE 5		968
2-CS-2-069-151R-3	M2-0255-2	D1.10 D1.10	D-A	P I	SFT SIT	VT-2	Po TABLE 4	To TABLE 5		969
2-CS-2-070-151R-3	M2-0255-2	D1.10 D1.10	D-A	P I	SIT SHT	VT-2	Po TABLE 4	To TABLE 5		970
3/4-CS-2-071-151R-3	M2-0255-2	D1.10 D1.10	D-A	P I	SIT SHT	VT-2	Po TABLE 4	To TABLE 5		971

UNIT 2 ASME SECTION XI INSERVICE PRESSURE  
TEST LINE LIST  
TABLE 9

Line/Component No. =====	Flow Diagram No. =====	ASME Item ====	Exam CAT ====	Test Freq. =====	Type Test ====	Exam Method =====	Test Pressure =====	Test Temp. =====	Notes/Comments =====	REC NO. ====
** CHEMICAL & VOLUME CONTROL (CS)										
3-CS-2-074-2501R-2	M2-0255	C7.30 C7.40	C-H	P I	SIT SHT	VT-2	Po TABLE 4	To TABLE 5		972
3-CS-2-075-2501R-2	M2-0254	C7.30 C7.40	C-H	P I	SIT SHT	VT-2	Po TABLE 4	To TABLE 5		973
4-CS-2-076-2501R-2	M2-0254	C7.30 C7.40	C-H	P I	SIT SHT	VT-2	Po TABLE 4	To TABLE 5		974
3-CS-2-077-2501R-2	M2-0253 M2-0255	C7.30 C7.40	C-H	P I	SIT SHT	VT-2	Po TABLE 4	To TABLE 5		975
3-CS-2-078-2501R-2	M2-0255	C7.30 C7.40	C-H	P I	SIT SHT	VT-2	Po TABLE 4	To TABLE 5		976
3-CS-2-079-2501R-2	M2-0255	C7.30 C7.40	C-H	P I	SIT SHT	VT-2	Po TABLE 4	To TABLE 5		977
3-CS-2-080-2501R-1	M2-0253	B15.50 B15.51	B-P	R I	SLT SHT	VT-2	Po TABLE 4	To TABLE 5		978
3-CS-2-081-2501R-1	M2-0253	B15.50 B15.51	B-P	R I	SLT SHT	VT-2	Po TABLE 4	To TABLE 5		979
3/4-CS-2-082-2501R-2	M2-0255	C7.30 C7.40	C-H	P I	SIT SHT	VT-2	Po TABLE 4	To TABLE 5		980
3-CS-2-083-2501R-2	M2-0254 M2-0255	C7.30 C7.40	C-H	P I	SIT SHT	VT-2	Po TABLE 4	To TABLE 5		981
3/4-CS-2-084-2501R-2	M2-0254	C7.30 C7.40	C-H	P I	SIT SHT	VT-2	Po TABLE 4	To TABLE 5		982
4-CS-2-085-2501R-2	M2-0254	C7.30 C7.40	C-H	P I	SIT SHT	VT-2	Po TABLE 4	To TABLE 5		983

UNIT 2 ASME SECTION XI INSERVICE PRESSURE  
TEST LINE LIST  
TABLE 9

Line/Component No.	Flow Diagram No.	ASME Item	Exam CAT	Test Freq.	Type Test	Exam Method	Test Pressure	Test Temp.	Notes/Comments	REC NO.
=====	=====	====	====	=====	====	=====	=====	=====	=====	====
** CHEMICAL & VOLUME CONTROL (CS)										
2-CS-2-086-2501R-2	M2-0254	C7.30 C7.40	C-H	P I	SIT SHT	VT-2	Po TABLE 4	To TABLE 5		984
2-CS-2-087-2501R-2	M2-0255	C7.30 C7.40	C-H	P I	SIT SHT	VT-2	Po TABLE 4	To TABLE 5		985
2-CS-2-088-2501R-2	M2-0255	C7.30 C7.40	C-H	P I	SIT SHT	VT-2	Po TABLE 4	To TABLE 5		986
2-CS-2-089-2501R-2	M2-0255	C7.30 C7.40	C-H	P I	SIT SHT	VT-2	Po TABLE 4	To TABLE 5		987
2-CS-2-090-2501R-2	M2-0255	C7.30 C7.40	C-H	P I	SIT SHT	VT-2	Po TABLE 4	To TABLE 5		988
2-CS-2-092-2501R-2	M2-0255 M2-0255-1	C7.30 C7.40	C-H	P I	SIT SHT	VT-2	Po TABLE 4	To TABLE 5		989
2-CS-2-093-2501R-2	M2-0255-1	C7.30 C7.40	C-H	P I	SIT SHT	VT-2	Po TABLE 4	To TABLE 5		990
2-CS-2-095-2501R-2	M2-0255 M2-0255-1	C7.30 C7.40	C-H	P I	SIT SHT	VT-2	Po TABLE 4	To TABLE 5		991
2-CS-2-096-2501R-2	M2-0255	C7.30 C7.40	C-H	P I	SIT SHT	VT-2	Po TABLE 4	To TABLE 5		992
2-CS-2-098-2501R-2	M2-0255 M2-0255-1	C7.30 C7.40	C-H	P I	SIT SHT	VT-2	Po TABLE 4	To TABLE 5		993
2-CS-2-099-2501R-2	M2-0255	C7.30 C7.40	C-H	P I	SIT SHT	VT-2	Po TABLE 4	To TABLE 5		994
2-CS-2-101-2501R-2	M2-0255 M2-0255-1	C7.30 C7.40	C-H	P I	SIT SHT	VT-2	Po TABLE 4	To TABLE 5		995

UNIT 2 ASME SECTION XI INSERVICE PRESSURE  
TEST LINE LIST  
TABLE 9

Line/Component No. =====	Flow Diagram No. =====	ASME Item =====	Exam CAT =====	Test Freq. =====	Type Test =====	Exam Method =====	Test Pressure =====	Test Temp. =====	Notes/Comments =====	REC NO. =====
** CHEMICAL & VOLUME CONTROL (CS)										
2-CS-2-102-2501R-2	M2-0255-1	C7.30 C7.40	C-H	P I	SIT SHT	VT-2	Po TABLE 4	To TABLE 5		996
2-CS-2-103-2501R-1	M2-0255-1	B15.50 B15.51	B-P	R I	SLT SHT	VT-2	Po TABLE 4	To TABLE 5		997
2-CS-2-104-2501R-2	M2-0255-1	C7.30 C7.40	C-H	P I	SIT SHT	VT-2	Po TABLE 4	To TABLE 5		998
2-CS-2-105-2501R-1	M2-0255-1	B15.50 B15.51	B-P	R I	SLT SHT	VT-2	Po TABLE 4	To TABLE 5		999
2-CS-2-106-2501R-2	M2-0255-1	C7.30 C7.40	C-H	P I	SIT SHT	VT-2	Po TABLE 4	To TABLE 5		1000
2-CS-2-107-2501R-1	M2-0255-1	B15.50 B15.51	B-P	R I	SLT SHT	VT-2	Po TABLE 4	To TABLE 5		1001
2-CS-2-108-2501R-2	M2-0255-1	C7.30 C7.40	C-H	P I	SIT SHT	VT-2	Po TABLE 4	To TABLE 5		1002
2-CS-2-109-2501R-1	M2-0255-1	B15.50 B15.51	B-P	R I	SLT SHT	VT-2	Po TABLE 4	To TABLE 5		1003
4-CS-2-110-2501R-2	M2-0254	C7.30 C7.40	C-H	P I	SIT SHT	VT-2	Po TABLE 4	To TABLE 5		1004
2-CS-2-111-2501R-2	M2-0253	C7.30 C7.40	C-H	P I	SIT SHT	VT-2	Po TABLE 4	To TABLE 5		1005
2-CS-2-112-2501R-1	M2-0255	B15.50 B15.51	B-P	R I	SLT SHT	VT-2	Po TABLE 4	To TABLE 5		1006
3/4-CS-2-113-2501R-1	M2-0255-1	B15.50 B15.51	B-P	R I	SLT SHT	VT-2	Po TABLE 4	To TABLE 5		1007

UNIT 2 ASME SECTION XI INSERVICE PRESSURE  
TEST LINE LIST  
TABLE 9

Line/Component No. =====	Flow Diagram No. =====	ASME Item =====	Exam CAT =====	Test Freq. =====	Type Test =====	Exam Method =====	Test Pressure =====	Test Temp. =====	Notes/Comments =====	REC NO. =====
** CHEMICAL & VOLUME CONTROL (CS)										
3/4-CS-2-114-2501R-1	M2-0255-1	B15.50 B15.51	B-P	R I	SLT SHT	VT-2	Po TABLE 4	To TABLE 5		1008
3/4-CS-2-115-2501R-1	M2-0255-1	B15.50 B15.51	B-P	R I	SLT SHT	VT-2	Po TABLE 4	To TABLE 5		1009
3/4-CS-2-116-2501R-1	M2-0255-1	B15.50 B15.51	B-P	R I	SLT SHT	VT-2	Po TABLE 4	To TABLE 5		1010
3/4-CS-2-117-2501R-2	M2-0255-1	C7.30 C7.40	C-H	P I	SIT SHT	VT-2	Po TABLE 4	To TABLE 5		1011
2-CS-2-118-2501R-2	M2-0255-1	C7.30 C7.40	C-H	P I	SIT SHT	VT-2	Po TABLE 4	To TABLE 5		1012
3/4-CS-2-119-2501R-2	M2-0255-1	C7.30 C7.40	C-H	P I	SIT SHT	VT-2	Po TABLE 4	To TABLE 5		1013
3/4-CS-2-120-2501R-2	M2-0255-1	C7.30 C7.40	C-H	P I	SIT SHT	VT-2	Po TABLE 4	To TABLE 5		1014
2-CS-2-121-2501R-2	M2-0255-1	C7.30 C7.40	C-H	P I	SIT SHT	VT-2	Po TABLE 4	To TABLE 5		1015
3/4-CS-2-122-2501R-2	M2-0255-1	C7.30 C7.40	C-H	P I	SIT SHT	VT-2	Po TABLE 4	To TABLE 5		1016
3/4-CS-2-123-2501R-2	M2-0255-1	C7.30 C7.40	C-H	P I	SIT SHT	VT-2	Po TABLE 4	To TABLE 5		1017
2-CS-2-124-2501R-2	M2-0255	C7.30 C7.40	C-H	P I	SIT SHT	VT-2	Po TABLE 4	To TABLE 5		1018
3/4-CS-2-125-2501R-2	M2-0255-1	C7.30 C7.40	C-H	P I	SIT SHT	VT-2	Po TABLE 4	To TABLE 5		1019

UNIT 2 ASME SECTION XI INSERVICE PRESSURE  
TEST LINE LIST  
TABLE 9

Line/Component No.	Flow Diagram No.	ASME Item	Exam CAT	Test Freq.	Type Test	Exam Method	Test Pressure	Test Temp.	Notes/Comments	REC NO.
=====	=====	=====	=====	=====	=====	=====	=====	=====	=====	=====
** CHEMICAL & VOLUME CONTROL (CS)										
3/4-CS-2-126-2501R-2	M2-0255-1	C7.30 C7.40	C-H	P I	SIT SHT	VT-2	Po TABLE 4	To TABLE 5		1020
2-CS-2-127-2501R-2	M2-0255-1	C7.30 C7.40	C-H	P I	SIT SHT	VT-2	Po TABLE 4	To TABLE 5		1021
3/4-CS-2-128-2501R-2	M2-0255-1	C7.30 C7.40	C-H	P I	SIT SHT	VT-2	Po TABLE 4	To TABLE 5		1022
3/4-CS-2-129-151R-2	M2-0255-1	C7.30 C7.40	C-H	P I	SIT SHT	VT-2	Po TABLE 4	To TABLE 5		1023
3/4-CS-2-130-2501R-2	M2-0255-1	C7.30 C7.40	C-H	P I	SIT SHT	VT-2	Po TABLE 4	To TABLE 5		1024
3/4-CS-2-131-2501R-2	M2-0255-1	C7.30 C7.40	C-H	P I	SIT SHT	VT-2	Po TABLE 4	To TABLE 5		1025
3/4-CS-2-132-2501R-2	M2-0255-1	C7.30 C7.40	C-H	P I	SIT SHT	VT-2	Po TABLE 4	To TABLE 5		1026
3/4-CS-2-133-2501R-2	M2-0255-1	C7.30 C7.40	C-H	P I	SIT SHT	VT-2	Po TABLE 4	To TABLE 5		1027
3/4-CS-2-135-151R-2	M2-0255-1	C7.30 C7.40	C-H	P I	SIT SHT	VT-2	Po TABLE 4	To TABLE 5		1028
2-CS-2-136-151R-2	M2-0255-1	C7.30 C7.40	C-H	P I	SIT SHT	VT-2	Po TABLE 4	To TABLE 5		1029
3/4-CS-2-139-151R-2	M2-0255-1	C7.30 C7.40	C-H	P I	SIT SHT	VT-2	Po TABLE 4	To TABLE 5		1030
2-CS-2-140-151R-2	M2-0255-1	C7.30 C7.40	C-H	P I	SIT SHT	VT-2	Po TABLE 4	To TABLE 5		1031

UNIT 2 ASME SECTION XI INSERVICE PRESSURE  
TEST LINE LIST  
TABLE 9

Line/Component No.	Flow Diagram No.	ASME Item	Exam CAT	Test Freq.	Type Test	Exam Method	Test Pressure	Test Temp.	Notes/Comments	REC NO.
=====	=====	=====	=====	=====	=====	=====	=====	=====	=====	=====
** CHEMICAL & VOLUME CONTROL (CS)										
3/4-CS-2-143-151R-2	M2-0255-1	C7.30 C7.40	C-H	P I	SIT SHT	VT-2	Po TABLE 4	To TABLE 5		1032
2-CS-2-144-151R-2	M2-0253 M2-0255-1	C7.30 C7.40	C-H	P I	SIT SHT	VT-2	Po TABLE 4	To TABLE 5		1033
2-CS-2-145-151R-2	M2-0255-1	C7.30 C7.40	C-H	P I	SIT SHT	VT-2	Po TABLE 4	To TABLE 5		1034
3/4-CS-2-147-151R-2	M2-0255-1	C7.30 C7.40	C-H	P I	SIT SHT	VT-2	Po TABLE 4	To TABLE 5		1035
2-CS-2-148-151R-2	M2-0255-1	C7.30 C7.40	C-H	P I	SIT SHT	VT-2	Po TABLE 4	To TABLE 5		1036
2-CS-2-151-151R-2	M2-0253	C7.30 C7.40	C-H	P I	SIT SHT	VT-2	Po TABLE 4	To TABLE 5		1037
2-CS-2-154-151R-2	M2-0253	C7.30 C7.40	C-H	P I	SIT SHT	VT-2	Po TABLE 4	To TABLE 5		1038
3-CS-2-155-151R-2	M2-0253 M2-0254	C7.30 C7.40	C-H	P I	SIT SHT	VT-2	Po TABLE 4	To TABLE 5		1039
2-CS-2-156-151R-2	M2-0253	C7.30 C7.40	C-H	P I	SIT SHT	VT-2	Po TABLE 4	To TABLE 5		1040
2-CS-2-157-151R-2	M2-0254	C7.30 C7.40	C-H	P I	SIT SHT	VT-2	Po TABLE 4	To TABLE 5		1041
3-CS-2-158-151R-2	M2-0254	C7.30 C7.40	C-H	P I	SIT SHT	VT-2	Po TABLE 4	To TABLE 5		1042
3-CS-2-159-151R-2	M2-0254	C7.30 C7.40	C-H	P I	SIT SHT	VT-2	Po TABLE 4	To TABLE 5		1043

UNIT 2 ASME SECTION XI INSERVICE PRESSURE  
TEST LINE LIST  
TABLE 9

Line/Component No. =====	Flow Diagram No. =====	ASME Item ====	Exam CAT ====	Test Freq. =====	Type Test ====	Exam Method =====	Test Pressure =====	Test Temp. =====	Notes/Comments =====	REC NO. ====
** CHEMICAL & VOLUME CONTROL (CS)										
3-CS-2-160-151R-2	M2-0254	C7.30 C7.40	C-H	P I	SIT SHT	VT-2	Po TABLE 4	To TABLE 5		1044
1-CS-2-161-2501R-1	M2-0253	B15.50 B15.51	B-P	R I	SLT SHT	VT-2	Po TABLE 4	To TABLE 5		1045
1-CS-2-162-2501R-2	M2-0253	C7.30 C7.40	C-H	P I	SIT SHT	VT-2	Po TABLE 4	To TABLE 5		1046
2-CS-2-165-2501R-2	M2-0253	C7.30 C7.40	C-H	P I	SIT SHT	VT-2	Po TABLE 4	To TABLE 5		1047
1-CS-2-166-151R-2	M2-0253	C7.30 C7.40	C-H	P I	SIT SHT	VT-2	Po TABLE 4	To TABLE 5		1048
2-CS-2-167-151R-2	M2-0253 M2-0255-1	C7.30 C7.40	C-H	P I	SIT SHT	VT-2	Po TABLE 4	To TABLE 5		1049
2-CS-2-192-151R-2	M2-0254	C7.30 C7.40	C-H	P I	SIT SPT	VT-2	Po TABLE 4	To TABLE 5		1050
1-CS-2-193-151R-2	M2-0254	C7.30 C7.40	C-H	P I	SIT SPT	VT-2	Po TABLE 4	To TABLE 5		1051
1-CS-2-194-151R-2	M2-0254	C7.30 C7.40	C-H	P I	SIT SPT	VT-2	Po TABLE 4	To TABLE 5		1052
3-CS-2-197-151R-2	M2-0254	C7.30 C7.40	C-H	P I	SIT SPT	VT-2	Po TABLE 4	To TABLE 5		1053
1-CS-2-198-151R-2	M2-0254	C7.30 C7.40	C-H	P I	SIT SPT	VT-2	Po TABLE 4	To TABLE 5		1054
3-CS-2-199-151R-2	M2-0254	C7.30 C7.40	C-H	P I	SIT SHT	VT-2	Po TABLE 4	To TABLE 5		1055



UNIT 2 ASME SECTION XI INSERVICE PRESSURE  
TEST LINE LIST  
TABLE 9

Line/Component No.	Flow Diagram No.	ASME Item	Exam CAT	Test Freq.	Type Test	Exam Method	Test Pressure	Test Temp.	Notes/Comments	REC NO.
=====	=====	=====	=====	=====	=====	=====	=====	=====	=====	=====
** CHEMICAL & VOLUME CONTROL (CS)										
1-CS-2-200-151R-2	M2-0254	C7.30 C7.40	C-H	P I	SIT SHT	VT-2	Po TABLE 4	To TABLE 5		1056
1-CS-2-201-151R-2	M2-0254 M2-0256-A	C7.30 C7.40	C-H	P I	SIT SHT	VT-2	Po TABLE 4	To TABLE 5		1057
3-CS-2-202-151R-2	M2-0253-A M2-0254	C7.30 C7.40	C-H	P I	SIT SHT	VT-2	Po TABLE 4	To TABLE 5		1058
3-CS-2-203-151R-2	M2-0255	C7.30 C7.40	C-H	P I	SIT SHT	VT-2	Po TABLE 4	To TABLE 5		1059
3-CS-2-208-151R-3	M1-0257	D1.10 D1.10	D-A	P I	SIT SHT	VT-2	Po TABLE 4	To TABLE 5		1060
3-CS-2-211-151R-3	M1-0257	D1.10 D1.10	D-A	P I	SIT SHT	VT-2	Po TABLE 4	To TABLE 5		1061
3-CS-2-217-151R-2	M2-0254	C7.30 C7.40	C-H	P I	SIT SHT	VT-2	Po TABLE 4	To TABLE 5		1062
2-CS-2-223-151R-3	M1-0257	D1.10 D1.10	D-A	P I	SIT SHT	VT-2	Po TABLE 4	To TABLE 5		1063
2-CS-2-224-151R-3	M1-0257	D1.10 D1.10	D-A	P I	SIT SHT	VT-2	Po TABLE 4	To TABLE 5		1064
3-CS-2-227-151R-3	M1-0257	D1.10 D1.10	D-A	P I	SIT SHT	VT-2	Po TABLE 4	To TABLE 5		1065
3/4-CS-2-231-151R-3	M1-0257	D1.10 D1.10	D-A	P I	SIT SHT	VT-2	Po TABLE 4	To TABLE 5		1066
3/4-CS-2-232-151R-3	M1-0257	D1.10 D1.10	D-A	P I	SIT SHT	VT-2	Po TABLE 4	To TABLE 5		1067

UNIT 2 ASME SECTION XI INSERVICE PRESSURE  
TEST LINE LIST  
TABLE 9

Line/Component No.	Flow Diagram No.	ASME Item	Exam CAT	Test Freq.	Type Test	Exam Method	Test Pressure	Test Temp.	Notes/Comments	REC NO.
=====	=====	=====	=====	=====	=====	=====	=====	=====	=====	=====
** CHEMICAL & VOLUME CONTROL (CS)										
2-CS-2-233-151R-3	M1-0257	D1.10 D1.10	D-A	P I	SIT SHT	VT-2	Po TABLE 4	To TABLE 5		1068
3-CS-2-235-2501R-1	M2-0253	B15.50 B15.51	B-P	R I	SLT SHT	VT-2	Po TABLE 4	To TABLE 5		1069
2-CS-2-236-151R-2	M2-0255-2 M2-0254	C7.30 C7.40	C-H	P I	SIT SHT	VT-2	Po TABLE 4	To TABLE 5		1070
3-CS-2-237-151R-3	M2-0255-2	D1.10 D1.10	D-A	P I	SIT SHT	VT-2	Po TABLE 4	To TABLE 5		1071
3-CS-2-238-151R-3	M2-0255-2	D1.10 D1.10	D-A	P I	SIT SHT	VT-2	Po TABLE 4	To TABLE 5		1072
6-CS-2-239-151R-2	M2-0254	C7.30 C7.40	C-H	P I	SIT SHT	VT-2	Po TABLE 4	To TABLE 5		1073
6-CS-2-240-151R-2	M2-0254	C7.30 C7.40	C-H	P I	SIT SHT	VT-2	Po TABLE 4	To TABLE 5		1074
4-CS-2-241-151R-2	M2-0254	C7.30 C7.40	C-H	P I	SIT SHT	VT-2	Po TABLE 4	To TABLE 5		1075
3-CS-2-242-151R-2	M2-0254	C7.30 C7.40	C-H	P I	SIT SHT	VT-2	Po TABLE 4	To TABLE 5		1076
1 1/2-CS-2-243-2501R-1	M2-0253	B15.50 B15.51	B-P	R I	SLT SHT	VT-2	Po TABLE 4	To TABLE 5		1077
1 1/2-CS-2-244-2501R-1	M2-0253	B15.50 B15.51	B-P	R I	SLT SHT	VT-2	Po TABLE 4	To TABLE 5		1078
1 1/2-CS-2-248-2501R-1	M2-0253	B15.50 B15.51	B-P	R I	SLT SHT	VT-2	Po TABLE 4	To TABLE 5		1079

UNIT 2 ASME SECTION XI INSERVICE PRESSURE  
TEST LINE LIST  
TABLE 9

Line/Component No.	Flow Diagram No.	ASME Item	Exam CAT	Test Freq.	Type Test	Exam Method	Test Pressure	Test Temp.	Notes/Comments	REC NO.
=====	=====	=====	=====	=====	=====	=====	=====	=====	=====	=====
** CHEMICAL & VOLUME CONTROL (CS)										
1 1/2-CS-2-249-2501R-1	M2-0253	B15.50 B15.51	B-P	R I	SLT SHT	VT-2	Po TABLE 4	To TABLE 5		1080
2-CS-2-334-601R-2	M2-0253-A	C7.30 C7.40	C-H	P I	SIT SHT	VT-2	Po TABLE 4	To TABLE 5		1134
2-CS-2-335-301R-2	M2-0253-A	C7.30 C7.40	C-H	P I	SIT SHT	VT-2	Po TABLE 4	To TABLE 5		1135
2-CS-2-337-151R-2	M2-0254	C7.30 C7.40	C-H	P I	SIT SHT	VT-2	Po TABLE 4	To TABLE 5		1137
2-CS-2-338-2501R-2	M2-0254	C7.30 C7.40	C-H	P I	SIT SHT	VT-2	Po TABLE 4	To TABLE 5		1138
2-CS-2-342-601R-2	M2-0253-A	C7.30 C7.40	C-H	P I	SIT SHT	VT-2	Po TABLE 4	To TABLE 5		1139
2-CS-2-343-2501R-2	M2-0254	C7.30 C7.40	C-H	P I	SIT SHT	VT-2	Po TABLE 4	To TABLE 5		1140
4-CS-2-344-2501R-2	M2-0254	C7.30 C7.40	C-H	P I	SIT SHT	VT-2	Po TABLE 4	To TABLE 5		1141
2-CS-2-345-2501R-2	M2-0254	C7.30 C7.40	C-H	P I	SIT SHT	VT-2	Po TABLE 4	To TABLE 5		1142
4-CS-2-346-2501R-2	M2-0254	C7.30 C7.40	C-H	P I	SIT SHT	VT-2	Po TABLE 4	To TABLE 5		1143
2-CS-2-348-601R-2	M2-0254	C7.30 C7.40	C-H	P I	SIT SHT	VT-2	Po TABLE 4	To TABLE 5		1144
2-CS-2-349-2501R-2	M2-0255	C7.30 C7.40	C-H	P I	SIT SHT	VT-2	Po TABLE 4	To TABLE 5		1145

UNIT 2 ASME SECTION XI INSERVICE PRESSURE  
TEST LINE LIST  
TABLE 9

Line/Component No.	Flow Diagram No.	ASME Item	Exam CAT	Test Freq.	Type Test	Exam Method	Test Pressure	Test Temp.	Notes/Comments	REC NO.
=====	=====	=====	=====	=====	=====	=====	=====	=====	=====	=====
** CHEMICAL & VOLUME CONTROL (CS)										
2-CS-2-350-151R-3	M2-0255-2	D1.10 D1.10	D-A	P I	SIT SHT	VT-2	Po TABLE 4	To TABLE 5		1146
2-CS-2-353-151R-2	M2-0254	C7.30 C7.40	C-H	P I	SIT SHT	VT-2	Po TABLE 4	To TABLE 5		1147
3-CS-2-354-601R-2	M2-0253-A	C7.30 C7.40	C-H	P I	SIT SHT	VT-2	Po TABLE 4	To TABLE 5		1148
3/4-CS-2-356-151R-2	M2-0254	C7.30 C7.40	C-H	P I	SIT SHT	VT-2	Po TABLE 4	To TABLE 5		1149
6-CS-2-357-151R-2	M2-0254	C7.30 C7.40	C-H	P I	SIT SHT	VT-2	Po TABLE 4	To TABLE 5		1150
2-CS-2-360-151R-3	M1-0257	D1.10 D1.10	D-A	P I	SIT SHT	VT-2	Po TABLE 4	To TABLE 5		1152
2-CS-2-428-151R-2	M2-0255-1	C7.30 C7.40	C-H	P I	SIT SHT	VT-2	Po TABLE 4	To TABLE 5		1153
3/4-CS-2-429-151R-2	M2-0255-1	C7.30 C7.40	C-H	P I	SIT SHT	VT-2	Po TABLE 4	To TABLE 5		1154
1-CS-2-430-151R-2	M2-0255-1	C7.30 C7.40	C-H	P I	SIT SHT	VT-2	Po TABLE 4	To TABLE 5		1812
3/4-CS-2-451-151R-2	M2-0254	C7.30 C7.40	C-H	P I	SIT SHT	VT-2	Po TABLE 4	To TABLE 5		1155
3-CS-2-454-151R-2	M2-0254	C7.30 C7.40	C-H	P I	SIT SPT	VT-2	Po TABLE 4	To TABLE 5		1811
2-CS-2-456-151R-2	M2-0254	C7.30 C7.40	C-H	P I	SIT SPT	VT-2	Po TABLE 4	To TABLE 5		1156

UNIT 2 ASME SECTION XI INSERVICE PRESSURE  
TEST LINE LIST  
TABLE 9

Line/Component No. =====	Flow Diagram No. =====	ASME Item ====	Exam CAT ====	Test Freq. =====	Type Test ====	Exam Method =====	Test Pressure =====	Test Temp. =====	Notes/Comments =====	REC NO. ====
** CHEMICAL & VOLUME CONTROL (CS)										
3/4-CS-2-457-151R-2	M2-0254	C7.30 C7.40	C-H	P I	SIT SPT	VT-2	Po TABLE 4	To TABLE 5		1157
2-CS-2-482-2501R-2	M2-0254 M2-0255	C7.30 C7.40	C-H	P I	SIT SHT	VT-2	Po TABLE 4	To TABLE 5		1158
2-CS-2-483-2501R-2	M2-0254	C7.30 C7.40	C-H	P I	SIT SHT	VT-2	Po TABLE 4	To TABLE 5		1159
2-CS-2-546-601R-2	M2-0253	C7.30 C7.40	C-H	P I	SIT SHT	VT-2	Po TABLE 4	To TABLE 5		1161
3-CS-2-547-2501R-2	M2-0253 M2-0255	C7.30 C7.40	C-H	P I	SIT SHT	VT-2	Po TABLE 4	To TABLE 5		1162
4-CS-2-549-601R-2	M2-0256-A	C7.30 C7.40	C-H	P I	SIT SHT	VT-2	Po TABLE 4	To TABLE 5		1163
4-CS-2-550-601R-2	M2-0256-A	C7.30 C7.40	C-H	P I	SIT SHT	VT-2	Po TABLE 4	To TABLE 5		1164
1 1/2-CS-2-554-2501R-2	M2-0255-1	C7.30 C7.40	C-H	P I	SIT SHT	VT-2	Po TABLE 4	To TABLE 5		1165
1 1/2-CS-2-555-2501R-2	M2-0255-1	C7.30 C7.40	C-H	P I	SIT SHT	VT-2	Po TABLE 4	To TABLE 5		1166
1 1/2-CS-2-556-2501R-2	M2-0255-1	C7.30 C7.40	C-H	P I	SIT SHT	VT-2	Po TABLE 4	To TABLE 5		1167
1 1/2-CS-2-557-2501R-2	M2-0255-1	C7.30 C7.40	C-H	P I	SIT SHT	VT-2	Po TABLE 4	To TABLE 5		1168
3-CS-2-564-151R-3	M1-0257	D1.10 D1.10	D-A	P I	SIT SHT	VT-2	Po TABLE 4	To TABLE 5		1169

UNIT 2 ASME SECTION XI INSERVICE PRESSURE  
TEST LINE LIST  
TABLE 9

Line/Component No.	Flow Diagram No.	ASME Item	Exam CAT	Test Freq.	Type Test	Exam Method	Test Pressure	Test Temp.	Notes/Comments	REC NO.
=====	=====	=====	=====	=====	=====	=====	=====	=====	=====	=====
** CHEMICAL & VOLUME CONTROL (CS)										
2-CS-2-565-151R-3	M2-0255-2	D1.10 D1.10	D-A	P I	SIT SHT	VT-2	Po TABLE 4	To TABLE 5		1170
2-CS-2-566-151R-3	M2-0255-2	D1.10 D1.10	D-A	P I	SIT SHT	VT-2	Po TABLE 4	To TABLE 5		1171
8-CS-2-567-151R-2	M2-0254	C7.30 C7.40	C-H	P I	SIT SHT	VT-2	Po TABLE 4	To TABLE 5		1172
2-CS-2-579-2501R-2	M2-0253	C7.30 C7.40	C-H	P I	SIT SHT	VT-2	Po TABLE 4	To TABLE 5		1176
1-CS-2-580-2501R-2	M2-0253	C7.30 C7.40	C-H	P I	SIT SHT	VT-2	Po TABLE 4	To TABLE 5		1177
2-CS-2-586-151R-2	M2-0255-2	C7.30 C7.40	C-H	P I	SIT SHT	VT-2	Po TABLE 4	To TABLE 5		1179
2-CS-2-587-151R-3	M2-0255-2	D2.10 D2.10	D-B	P I	SFT SHT	VT-2	Po TABLE 4	To TABLE 5		1180
3/4-CS-2-589-151R-2	M2-0255-1	C7.30 C7.40	C-H	P I	SIT SHT	VT-2	Po TABLE 4	To TABLE 5		1181
3/4-CS-2-590-151R-2	M2-0255-1	C7.30 C7.40	C-H	P I	SIT SHT	VT-2	Po TABLE 4	To TABLE 5		1182
3/4-CS-2-591-151R-2	M2-0255-1	C7.30 C7.40	C-H	P I	SIT SHT	VT-2	Po TABLE 4	To TABLE 5		1183
3/4-CS-2-592-151R-2	M2-0255-1	C7.30 C7.40	C-H	P I	SIT SHT	VT-2	Po TABLE 4	To TABLE 5		1184
3-CS-2-597-151R-2	M2-0255	C7.30 C7.40	C-H	P I	SIT SHT	VT-2	Po TABLE 4	To TABLE 5		1185

UNIT 2 ASME SECTION XI INSERVICE PRESSURE  
TEST LINE LIST  
TABLE 9

Line/Component No. =====	Flow Diagram No. =====	ASME Item =====	Exam CAT =====	Test Freq. =====	Type Test =====	Exam Method =====	Test Pressure =====	Test Temp. =====	Notes/Comments =====	REC NO. =====
*# CHEMICAL & VOLUME CONTROL (CS)										
3/4-CS-2-599-301R-2	M2-0253-A	C7.30 C7.40	C-H	P I	SIT SHT	VT-2	Po TABLE 4	To TABLE 5		1186
3/4-CS-2-606-301R-2	M2-0253-A M2-0254	C7.30 C7.40	C-H	P I	SIT SHT	VT-2	Po TABLE 4	To TABLE 5		1188
3/4-CS-2-607-301R-2	M2-0253-A	C7.30 C7.40	C-H	P I	SIT SHT	VT-2	Po TABLE 4	To TABLE 5		1189
3/4-CS-2-609-301R-2	M2-0253-A	C7.30 C7.40	C-H	P I	SIT SHT	VT-2	Po TABLE 4	To TABLE 5		1190
2-CS-2-610-151R-3	M2-0255-2	D1.10 D1.10	D-A	P I	SIT SHT	VT-2	Po TABLE 4	To TABLE 5		1191
1-CS-2-611-151R-3	M2-0255-2	D1.10 D1.10	D-A	P I	SIT SHT	VT-2	Po TABLE 4	To TABLE 5		1192
2-CS-2-613-151R-2	M2-0255-1	C7.30 C7.40	C-H	P I	SIT SHT	VT-2	Po TABLE 4	To TABLE 5		1193
4-CS-2-614-151R-2	M2-0254	C7.30 C7.40	C-H	P I	SIT SHT	VT-2	Po TABLE 4	To TABLE 5		1743
4-CS-2-615-151R-2	M2-0254	C7.30 C7.40	C-H	P I	SIT SHT	VT-2	Po TABLE 4	To TABLE 5		1194
1-CS-2-619-151R-2	M2-0253	C7.30 C7.40	C-H	P I	SIT SHT	VT-2	Po TABLE 4	To TABLE 5		1195
3-CS-2-620-151R-2	M2-0254 M2-0255-2	C7.30 C7.40	C-H	P I	SIT SHT	VT-2	Po TABLE 4	To TABLE 5		1196
4-CS-2-623-301R-3	M2-0256-A	D1.10 D1.10	D-A	P I	SIT SHT	VT-2	Po TABLE 4	To TABLE 5		1199

UNIT 2 ASME SECTION XI INSERVICE PRESSURE  
TEST LINE LIST  
TABLE 9

Line/Component No.	Flow Diagram No.	ASME Item	Exam CAT	Test Freq.	Type Test	Exam Method	Test Pressure	Test Temp.	Notes/Comments	REC NO.
=====	=====	====	====	=====	====	=====	=====	=====	=====	====
** CHEMICAL & VOLUME CONTROL (CS)										
3-CS-2-628-2501R-2	M2-0254	C7.30 C7.40	C-H	P I	SIT SHT	VT-2	Po TABLE 4	To TABLE 5		1204
3-CS-2-629-2501R-2	M2-0254	C7.30 C7.40	C-H	P I	SIT SHT	VT-2	Po TABLE 4	To TABLE 5		1205
2-CS-2-630-2501R-2	M2-0254	C7.30 C7.40	C-H	P I	SIT SHT	VT-2	Po TABLE 4	To TABLE 5		1206
3/4-CS-2-631-151R-2	M2-0253	C7.30 C7.40	C-H	P I	SIT SHT	VT-2	Po TABLE 4	To TABLE 5		1207
3/4-CS-2-634-2501R-2	M2-0255	C7.30 C7.40	C-H	P I	SIT SHT	VT-2	Po TABLE 4	To TABLE 5		1208
3/4-CS-2-635-2501R-2	M2-0255	C7.30 C7.40	C-H	P I	SIT SHT	VT-2	Po TABLE 4	To TABLE 5		1209
3/4-CS-2-638-2501R-2	M2-0255	C7.30 C7.40	C-H	P I	SIT SHT	VT-2	Po TABLE 4	To TABLE 5		1210
3/4-CS-2-639-2501R-2	M2-0255	C7.30 C7.40	C-H	P I	SIT SHT	VT-2	Po TABLE 4	To TABLE 5		1211
3/4-CS-2-642-301R-2	M2-0253-A	C7.30 C7.40	C-H	P I	SIT SHT	VT-2	Po TABLE 4	To TABLE 5		1212
3/4-CS-2-643-301R-2	M2-0253-A	C7.30 C7.40	C-H	P I	SIT SHT	VT-2	Po TABLE 4	To TABLE 5		1213
3/4-CS-2-646-151R-2	M2-0253	C7.30 C7.40	C-H	P I	SIT SHT	VT-2	Po TABLE 4	To TABLE 5		1214
3/4-CS-2-647-301R-2	M2-0253-A	C7.30 C7.40	C-H	P I	SIT SHT	VT-2	Po TABLE 4	To TABLE 5		1215



UNIT 2 ASME SECTION XI INSERVICE PRESSURE  
TEST LINE LIST  
TABLE 9

Line/Component No.	Flow Diagram No.	ASME Item	Exam CAT	Test Freq.	Type Test	Exam Method	Test Pressure	Test Temp.	Notes/Comments	REC NO.
=====	=====	=====	=====	=====	=====	=====	=====	=====	=====	=====
** CHEMICAL & VOLUME CONTROL (CS)										
2-CS-2-648-151R-3	M2-0255-2	D1.10 D1.10	D-A	P I	SIT SHT	VT-2	Po TABLE 4	To TABLE 5		1216
3/4-CS-2-649-301R-2	M2-0253-A	C7.30 C7.40	C-H	P I	SIT SHT	VT-2	Po TABLE 4	To TABLE 5		1217
1-CS-2-653-151R-3	M1-0257	D1.10 D1.10	D-A	P I	SIT SHT	VT-2	Po TABLE 4	To TABLE 5		1219
2-CS-2-654-151R-3	M1-0257	D1.10 D1.10	D-A	P I	SIT SHT	VT-2	Po TABLE 4	To TABLE 5		1220
3/4-CS-2-656-151R-3	M1-0257	D1.10 D1.10	D-A	P I	SIT SHT	VT-2	Po TABLE 4	To TABLE 5		1221
3/4-CS-2-658-151R-3	M1-0257	D1.10 D1.10	D-A	P I	SIT SHT	VT-2	Po TABLE 4	To TABLE 5		1222
1-CS-2-666-2501R-2	M2-0255	C7.30 C7.40	C-H	P I	SIT SHT	VT-2	Po TABLE 4	To TABLE 5		1223
1-CS-2-667-2501R-2	M2-0255	C7.30 C7.40	C-H	P I	SIT SHT	VT-2	Po TABLE 4	To TABLE 5		1224
1-CS-2-668-2501R-2	M2-0255	C7.30 C7.40	C-H	P I	SIT SHT	VT-2	Po TABLE 4	To TABLE 5		1225
1-CS-2-669-2501R-2	M2-0255	C7.30 C7.40	C-H	P I	SIT SHT	VT-2	Po TABLE 4	To TABLE 5		1226
1-CS-2-671-151R-3	M1-0257	D1.10 D1.10	D-A	P I	SIT SHT	VT-2	Po TABLE 4	To TABLE 5		1228
2-CS-2-672-151R-3	M1-0257	D1.10 D1.10	D-A	P I	SIT SHT	VT-2	Po TABLE 4	To TABLE 5		1229

UNIT 2 ASME SECTION XI INSERVICE PRESSURE  
TEST LINE LIST  
TABLE 9

Line/Component No.	Flow Diagram No.	ASME Item	Exam CAT	Test Freq.	Type Test	Exam Method	Test Pressure	Test Temp.	Notes/Comments	REC NO.
=====	=====	=====	=====	=====	=====	=====	=====	=====	=====	=====
** CHEMICAL & VOLUME CONTROL (CS)										
1-CS-2-673-151R-3	M1-0257	D1.10 D1.10	D-A	P I	SIT SHT	VT-2	Po TABLE 4	To TABLE 5		1230
2-CS-2-674-151R-3	M1-0257	D1.10 D1.10	D-A	P I	SIT SHT	VT-2	Po TABLE 4	To TABLE 5		1231
2-CS-2-675-301R-3	M2-0255-2	D1.10 D1.10	D-A	P I	SIT SHT	VT-2	Po TABLE 4	To TABLE 5		1232
1-CS-2-677-151R-2	M2-0254	C7.30 C7.40	C-H	P I	SIT SPT	VT-2	Po TABLE 4	To TABLE 5		1234
3/4-CS-2-680-151R-2	M2-0254	C7.30 C7.40	C-H	P I	SIT SPT	VT-2	Po TABLE 4	To TABLE 5		1235
1-CS-2-683-151R-2	M2-0254	C7.30 C7.40	C-H	P I	SIT SHT	VT-2	Po TABLE 4	To TABLE 5		1236
3/4-CS-2-684-151R-2	M2-0254	C7.30 C7.40	C-H	P I	SIT SHT	VT-2	Po TABLE 4	To TABLE 5		1237
3/4-CS-2-685-151R-2	M2-0254	C7.30 C7.40	C-H	P I	SIT SHT	VT-2	Po TABLE 4	To TABLE 5		1238
3/4-CS-2-687-151R-2	M2-0254	C7.30 C7.40	C-H	P I	SIT SHT	VT-2	Po TABLE 4	To TABLE 5		1239
3-CS-2-900-151R-3	M1-0257	D1.10 D1.10	D-A	P I	SIT SHT	VT-2	Po TABLE 4	To TABLE 5		1240
3-CS-2-901-2501R-2	M2-0253-A	C7.30 C7.40	C-H	P I	SIT SHT	VT-2	Po TABLE 4	To TABLE 5		1241
3-CS-2-902-2501R-2	M2-0253-A	C7.30 C7.40	C-H	P I	SIT SHT	VT-2	Po TABLE 4	To TABLE 5		1242

UNIT 2 ASME SECTION XI INSERVICE PRESSURE  
TEST LINE LIST  
TABLE 9

Line/Component No.	Flow Diagram No.	ASME Item	Exam CAT	Test Freq.	Type Test	Exam Method	Test Pressure	Test Temp.	Notes/Comments	REC NO.
=====	=====	=====	=====	=====	=====	=====	=====	=====	=====	=====
** CHEMICAL & VOLUME CONTROL (CS)										
3-CS-2-903-2501R-2	M2-0253-A	C7.30 C7.40	C-H	P I	SIT SHT	VT-2	Po TABLE 4	To TABLE 5		1243
3-CS-2-904-601R-2	M2-0253-A	C7.30 C7.40	C-H	P I	SIT SHT	VT-2	Po TABLE 4	To TABLE 5		1244
3-CS-2-905-2501R-2	M2-0253-A	C7.30 C7.40	C-H	P I	SIT SHT	VT-2	Po TABLE 4	To TABLE 5		1245
3-CS-2-906-601R-2	M2-0253-A	C7.30 C7.40	C-H	P I	SIT SHT	VT-2	Po TABLE 4	To TABLE 5		1246
3-CS-2-907-2501R-2	M2-0253-A	C7.30 C7.40	C-H	P I	SIT SHT	VT-2	Po TABLE 4	To TABLE 5		1247
3-CS-2-908-2501R-2	M2-0253-A	C7.30 C7.40	C-H	P I	SIT SHT	VT-2	Po TABLE 4	To TABLE 5		1248
3-CS-2-910-2501R-2	M2-0256-A	C7.30 C7.40	C-H	P I	SIT SHT	VT-2	Po TABLE 4	To TABLE 5		1249
3-CS-2-911-601R-2	M2-0256-A	C7.30 C7.40	C-H	P I	SIT SHT	VT-2	Po TABLE 4	To TABLE 5		1250
3-CS-2-912-2501R-2	M2-0256-A	C7.30 C7.40	C-H	P I	SIT SHT	VT-2	Po TABLE 4	To TABLE 5		1251
3-CS-2-913-601R-2	M2-0256-A	C7.30 C7.40	C-H	P I	SIT SHT	VT-2	Po TABLE 4	To TABLE 5		1252
1-CS-2-916-151R-3	M2-0255-2	D1.10 D1.10	D-A	P I	SIT SHT	VT-2	Po TABLE 4	To TABLE 5		1253
2-CS-2-917-151R-3	M2-0255-2	D1.10 D1.10	D-A	P I	SIT SHT	VT-2	Po TABLE 4	To TABLE 5		1254

UNIT 2 ASME SECTION XI INSERVICE PRESSURE  
TEST LINE LIST  
TABLE 9

Line/Component No.	Flow Diagram No.	ASME Item	Exam CAT	Test Freq.	Type Test	Exam Method	Test Pressure	Test Temp.	Notes/Comments	REC NO.
** CHEMICAL & VOLUME CONTROL (CS)										
3-CS-2-919-151R-3	M2-0255-2 M1-0257	D1.10 D1.10	D-A	P I	SIT SHT	VT-2	Po TABLE 4	To TABLE 5		1255
3-CS-2-921-601R-2	M2-0253-A	C7.30 C7.40	C-H	P I	SIT SHT	VT-2	Po TABLE 4	To TABLE 5		1257
1-CS-2-923-151R-2	M2-0254	C7.30 C7.40	C-H	P I	SIT SPT	VT-2	Po TABLE 4	To TABLE 5		1258
3/4-CS-2-926-151R-3	M2-0255-2	D1.10 D1.10	D-A	P I	SIT SHT	VT-2	Po TABLE 4	To TABLE 5		1259
2-CS-2-946-2501R-2	M2-0254	C7.30 C7.40	C-H	P I	SIT SHT	VT-2	Po TABLE 4	To TABLE 5	UPSTRM OF 2-8511A	1260
2-CS-2-947-2501R-2	M2-0254	C7.30 C7.40	C-H	P I	SIT SHT	VT-2	Po TABLE 4	To TABLE 5	UPSTRM OF 2-8511B	1813
3-CS-2-960-601R-2	M2-0253	C7.30 C7.40	C-H	P I	SIT SHT	VT-2	Po TABLE 4	To TABLE 5		1263
TCX-CSAHL0-01 LETDOWN HX	M2-0253-A	C7.10 C7.20	C-H	P I	SIT SHT	VT-2	Po TABLE 4	To TABLE 5		1266
TCX-CSAHRG-01 REGENERATIVE HX	M2-0253-A	C7.10 C7.20	C-H	P I	SIT SHT	VT-2	Po TABLE 4	To TABLE 5		1264
TCX-CSAHEL-01 EXCESS LETDOWN HX	M2-0253-A	C7.10 C7.20	C-H	P I	SIT SHT	VT-2	Po TABLE 4	To TABLE 5		1265
TCX-CSAHSW-01 SEAL WATER HX	M2-0254	C7.10 C7.20	C-H	P I	SIT SHT	VT-2	Po TABLE 4	To TABLE 5		1270
TCX-CSAPBA-01 PUMP	M1-0257	D1.10 D1.10	D-A	P I	SIT SHT	VT-2	Po TABLE 4	To TABLE 5		1285

UNIT 2 ASME SECTION XI INSERVICE PRESSURE  
TEST LINE LIST  
TABLE 9

Line/Component No. =====	Flow Diagram No. =====	ASME Item =====	Exam CAT =====	Test Freq. =====	Type Test =====	Exam Method =====	Test Pressure =====	Test Temp. =====	Notes/Comments =====	REC NO. =====
** CHEMICAL & VOLUME CONTROL (CS)										
TCX-CSAPBA-02 PUMP	M1-0257	D1.10 D1.10	D-A	P I	SIT SHT	VT-2	Po TABLE 4	To TABLE 5		1286
TCX-CSAPPD-01 PUMP	M2-0254	C7.50 C7.60	C-H	P I	SIT SHT	VT-2	Po TABLE 4	To TABLE 5		1272
TCX-CSAPCH-01 PUMP	M2-0254	C7.50 C7.60	C-H	P I	SIT SHT	VT-2	Po TABLE 4	To TABLE 5		1273
TCX-CSAPCH-02 PUMP	M2-0254	C7.50 C7.60	C-H	P I	SIT SHT	VT-2	Po TABLE 4	To TABLE 5		1274
TCX-CSATVC-01 TANK	M2-0254	C7.10 C7.20	C-H	P I	SIT SHT	VT-2	Po TABLE 4	To TABLE 5		1271
TCX-CSATDD-01 DAMPENER	M2-0254	C7.10 C7.20	C-H	P I	SIT SHT	VT-2	Po TABLE 4	To TABLE 5		1275
TCX-CSATSS-01 SUCTION STBLZR	M2-0254	C7.10 C7.20	C-H	P I	SIT SHT	VT-2	Po TABLE 4	To TABLE 5		1276
TCX-TRAHLR-01 LETDOWN REHEAT HX	M2-0256-A	C7.30 C7.40	C-H	P I	SIT SHT	VT-2	Po TABLE 4	To TABLE 5	SHELLSIDE	1287

UNIT 2 ASME SECTION XI INSERVICE PRESSURE  
TEST LINE LIST  
TABLE 9

Line/Component No.	Flow Diagram No.	ASME Item	Exam CAT	Test Freq.	Type Test	Exam Method	Test Pressure	Test Temp.	Notes/Comments	REC NO.
=====	=====	=====	=====	=====	=====	=====	=====	=====	=====	=====
** CHILLED WATER (CH)										
1-CH-2-200-152-3	M2-0311	D1.10 D1.10	D-A	P I	SIT SHT	VT-2	Po TABLE 4	To TABLE 5		359
1-CH-2-201-152-3	M2-0311	D1.10 D1.10	D-A	P I	SIT SHT	VT-2	Po TABLE 4	To TABLE 5	(1) DNSTRM CH-304	360
1-CH-2-202-152-3	M2-0311	D1.10 D1.10	D-A	P I	SIT SHT	VT-2	Po TABLE 4	To TABLE 5	(1) DNSTRM CH-307	361
2-CH-2-203-152-3	M2-0311	D1.10 D1.10	D-A	P I	SIT SHT	VT-2	Po TABLE 4	To TABLE 5	(1) UPSTRM CH-332	362
4-CH-2-204-152-3	M2-0311 M2-0311-A	D1.10 D1.10	D-A	P I	SIT SHT	VT-2	Po TABLE 4	To TABLE 5		363
3-CH-2-205-152-3	M2-0311	D1.10 D1.10	D-A	P I	SIT SHT	VT-2	Po TABLE 4	To TABLE 5		364
3-CH-2-206-152-3	M2-0311 M2-0311-A	D1.10 D1.10	D-A	P I	SIT SHT	VT-2	Po TABLE 4	To TABLE 5		365
2-CH-2-207-152-3	M2-0311	D1.10 D1.10	D-A	P I	SIT SHT	VT-2	Po TABLE 4	To TABLE 5		366
1 1/2-CH-2-208-152-3	M2-0311-A	D1.10 D1.10	D-A	P I	SIT SHT	VT-2	Po TABLE 4	To TABLE 5		367
1 1/2-CH-2-209-152-3	M2-0311-A	D1.10 D1.10	D-A	P I	SIT SHT	VT-2	Po TABLE 4	To TABLE 5		368
1 1/2-CH-2-210-152-3	M2-0311-A	D1.10 D1.10	D-A	P I	SIT SHT	VT-2	Po TABLE 4	To TABLE 5		369
1 1/2-CH-2-211-152-3	M2-0311-A	D1.10 D1.10	D-A	P I	SIT SHT	VT-2	Po TABLE 4	To TABLE 5		370

UNIT 2 ASME SECTION XI INSERVICE PRESSURE  
TEST LINE LIST  
TABLE 9

Line/Component No.	Flow Diagram No.	ASME Item	Exam CAT	Test Freq.	Type Test	Exam Method	Test Pressure	Test Temp.	Notes/Comments	REC NO.
=====	=====	=====	=====	=====	=====	=====	=====	=====	=====	=====
** CHILLED WATER (CH)										
2-CH-2-214-152-3	M2-0311-A	D1.10 D1.10	D-A	P I	SIT SHT	VT-2	Po TABLE 4	To TABLE 5		371
3-CH-2-215-152-3	M2-0311-A	D1.10 D1.10	D-A	P I	SIT SHT	VT-2	Po TABLE 4	To TABLE 5		372
1 1/2-CH-2-216-152-3	M2-0311-A	D1.10 D1.10	D-A	P I	SIT SHT	VT-2	Po TABLE 4	To TABLE 5		373
1 1/2-CH-2-217-152-3	M2-0311-A	D1.10 D1.10	D-A	P I	SIT SHT	VT-2	Po TABLE 4	To TABLE 5		374
2-CH-2-218-152-3	M2-0311-A	D1.10 D1.10	D-A	P I	SIT SHT	VT-2	Po TABLE 4	To TABLE 5		375
2-CH-2-219-152-3	M2-0311-A	D1.10 D1.10	D-A	P I	SIT SHT	VT-2	Po TABLE 4	To TABLE 5		376
1 1/2-CH-2-220-152-3	M2-0311-A	D1.10 D1.10	D-A	P I	SIT SHT	VT-2	Po TABLE 4	To TABLE 5		377
1 1/2-CH-2-221-152-3	M2-0311-A	D1.10 D1.10	D-A	P I	SIT SHT	VT-2	Po TABLE 4	To TABLE 5		378
1 1/2-CH-2-222-152-3	M2-0311-A	D1.10 D1.10	D-A	P I	SIT SHT	VT-2	Po TABLE 4	To TABLE 5		379
1 1/2-CH-2-223-152-3	M2-0311-A	D1.10 D1.10	D-A	P I	SIT SHT	VT-2	Po TABLE 4	To TABLE 5		380
1 1/2-CH-2-224-152-3	M2-0311-A	D1.10 D1.10	D-A	P I	SIT SHT	VT-2	Po TABLE 4	To TABLE 5		381
1 1/2-CH-2-225-152-3	M2-0311-A	D1.10 D1.10	D-A	P I	SIT SHT	VT-2	Po TABLE 4	To TABLE 5		382

UNIT 2 ASME SECTION XI INSERVICE PRESSURE  
TEST LINE LIST  
TABLE 9

Line/Component No.	Flow Diagram No.	ASME Item	Exam CAT	Test Freq.	Type Test	Exam Method	Test Pressure	Test Temp.	Notes/Comments	REC NO.
=====	=====	=====	=====	=====	=====	=====	=====	=====	=====	=====
** CHILLED WATER (CH)										
3-CH-2-226-152-3	M2-0311-A	D1.10 D1.10	D-A	P I	SIT SHT	VT-2	Po TABLE 4	To TABLE 5		383
2-CH-2-227-152-3	M2-0311-A	D1.10 D1.10	D-A	P I	SIT SHT	VT-2	Po TABLE 4	To TABLE 5		384
1 1/2-CH-2-228-152-3	M2-0311-A	D1.10 D1.10	D-A	P I	SIT SHT	VT-2	Po TABLE 4	To TABLE 5		385
1 1/2-CH-2-229-152-3	M2-0311-A	D1.10 D1.10	D-A	P I	SIT SHT	VT-2	Po TABLE 4	To TABLE 5		386
1 1/2-CH-2-230-152-3	M2-0311-A	D1.10 D1.10	D-A	P I	SIT SHT	VT-2	Po TABLE 4	To TABLE 5		387
1 1/2-CH-2-231-152-3	M2-0311-A	D1.10 D1.10	D-A	P I	SIT SHT	VT-2	Po TABLE 4	To TABLE 5		388
1 1/2-CH-2-232-152-3	M2-0311-A	D1.10 D1.10	D-A	P I	SIT SHT	VT-2	Po TABLE 4	To TABLE 5		389
1 1/2-CH-2-233-152-3	M2-0311-A	D1.10 D1.10	D-A	P I	SIT SHT	VT-2	Po TABLE 4	To TABLE 5		390
2-CH-2-234-152-3	M2-0311-A	D1.10 D1.10	D-A	P I	SIT SHT	VT-2	Po TABLE 4	To TABLE 5		391
3-CH-2-235-152-3	M2-0311-A	D1.10 D1.10	D-A	P I	SIT SHT	VT-2	Po TABLE 4	To TABLE 5		392
2-CH-2-237-152-3	M2-0311	D1.10 D1.10	D-A	P I	SIT SHT	VT-2	Po TABLE 4	To TABLE 5	(1) UPSTRM CH-333	393
4-CH-2-238-152-3	M2-0311 M2-0311-B	D1.10 D1.10	D-A	P I	SIT SHT	VT-2	Po TABLE 4	To TABLE 5		394



UNIT 2 ASME SECTION XI INSERVICE PRESSURE  
TEST LINE LIST  
TABLE 9

Line/Component No.	Flow Diagram No.	ASME Item	Exam CAT	Test Freq.	Type Test	Exam Method	Test Pressure	Test Temp.	Notes/Comments	REC NO.
=====	=====	=====	=====	=====	=====	=====	=====	=====	=====	=====
** CHILLED WATER (CH)										
3-CH-2-239-152-3	M2-0311	D1.10 D1.10	D-A	P I	SIT SHT	VT-2	Po TABLE 4	To TABLE 5		395
3-CH-2-240-152-3	M2-0311	D1.10 D1.10	D-A	P I	SIT SHT	VT-2	Po TABLE 4	To TABLE 5		396
2-CH-2-241-152-3	M2-0311-B	D1.10 D1.10	D-A	P I	SIT SHT	VT-2	Po TABLE 4	To TABLE 5		397
1 1/2-CH-2-242-152-3	M2-0311-B	D1.10 D1.10	D-A	P I	SIT SHT	VT-2	Po TABLE 4	To TABLE 5		398
1 1/2-CH-2-243-152-3	M2-0311-B	D1.10 D1.10	D-A	P I	SIT SHT	VT-2	Po TABLE 4	To TABLE 5		399
1 1/2-CH-2-244-152-3	M2-0311-B	D1.10 D1.10	D-A	P I	SIT SHT	VT-2	Po TABLE 4	To TABLE 5		400
1 1/2-CH-2-245-152-3	M2-0311-B	D1.10 D1.10	D-A	P I	SIT SHT	VT-2	Po TABLE 4	To TABLE 5		401
2-CH-2-248-152-3	M2-0311-B	D1.10 D1.10	D-A	P I	SIT SHT	VT-2	Po TABLE 4	To TABLE 5		402
3-CH-2-249-152-3	M2-0311-B	D1.10 D1.10	D-A	P I	SIT SHT	VT-2	Po TABLE 4	To TABLE 5		403
1 1/2-CH-2-250-152-3	M2-0311-B	D1.10 D1.10	D-A	P I	SIT SHT	VT-2	Po TABLE 4	To TABLE 5		404
1 1/2-CH-2-251-152-3	M2-0311-B	D1.10 D1.10	D-A	P I	SIT SHT	VT-2	Po TABLE 4	To TABLE 5		405
2-CH-2-252-152-3	M2-0311-B	D1.10 D1.10	D-A	P I	SIT SHT	VT-2	Po TABLE 4	To TABLE 5		406

UNIT 2 ASME SECTION XI INSERVICE PRESSURE  
TEST LINE LIST  
TABLE 9

Line/Component No. =====	Flow Diagram No. =====	ASME Item =====	Exam CAT =====	Test Freq. =====	Type Test =====	Exam Method =====	Test Pressure =====	Test Temp. =====	Notes/Comments =====	REC NO. =====
** CHILLED WATER (CH)										
2-CH-2-253-152-3	M2-0311-B	D1.10 D1.10	D-A	P I	SIT SHT	VT-2	Po TABLE 4	To TABLE 5		407
1 1/2-CH-2-254-152-3	M2-0311-B	D1.10 D1.10	D-A	P I	SIT SHT	VT-2	Po TABLE 4	To TABLE 5		408
1 1/2-CH-2-255-152-3	M2-0311-B	D1.10 D1.10	D-A	P I	SIT SHT	VT-2	Po TABLE 4	To TABLE 5		409
1 1/2-CH-2-256-152-3	M2-0311-B	D1.10 D1.10	D-A	P I	SIT SHT	VT-2	Po TABLE 4	To TABLE 5		410
1 1/2-CH-2-257-152-3	M2-0311-B	D1.10 D1.10	D-A	P I	SIT SHT	VT-2	Po TABLE 4	To TABLE 5		411
1 1/2-CH-2-258-152-3	M2-0311-B	D1.10 D1.10	D-A	P I	SIT SHT	VT-2	Po TABLE 4	To TABLE 5		412
1 1/2-CH-2-259-152-3	M2-0311-B	D1.10 D1.10	D-A	P I	SIT SHT	VT-2	Po TABLE 4	To TABLE 5		413
3-CH-2-260-152-3	M2-0311-B	D1.10 D1.10	D-A	P I	SIT SHT	VT-2	Po TABLE 4	To TABLE 5		414
2-CH-2-261-152-3	M2-0311-B	D1.10 D1.10	D-A	P I	SIT SHT	VT-2	Po TABLE 4	To TABLE 5		415
1 1/2-CH-2-262-152-3	M2-0311-B	D1.10 D1.10	D-A	P I	SIT SHT	VT-2	Po TABLE 4	To TABLE 5		416
1 1/2-CH-2-263-152-3	M2-0311-B	D1.10 D1.10	D-A	P I	SIT SHT	VT-2	Po TABLE 4	To TABLE 5		417
1 1/2-CH-2-264-152-3	M2-0311-B	D1.10 D1.10	D-A	P I	SIT SHT	VT-2	Po TABLE 4	To TABLE 5		418

UNIT 2 ASME SECTION XI INSERVICE PRESSURE  
TEST LINE LIST  
TABLE 9

Line/Component No.	Flow Diagram No.	ASME Item	Exam CAT	Test Freq.	Type Test	Exam Method	Test Pressure	Test Temp.	Notes/Comments	REC NO.
=====	=====	====	====	=====	====	=====	=====	=====	=====	====
** CHILLED WATER (CH)										
1 1/2-CH-2-265-152-3	M2-0311-B	D1.10 D1.10	D-A	P I	SIT SHT	VT-2	Po TABLE 4	To TABLE 5		419
1 1/2-CH-2-266-152-3	M2-0311-B	D1.10 D1.10	D-A	P I	SIT SHT	VT-2	Po TABLE 4	To TABLE 5		420
1 1/2-CH-2-267-152-3	M2-0311-B	D1.10 D1.10	D-A	P I	SIT SHT	VT-2	Po TABLE 4	To TABLE 5		421
2-CH-2-268-152-3	M2-0311-B	D1.10 D1.10	D-A	P I	SIT SHT	VT-2	Po TABLE 4	To TABLE 5		422
3-CH-2-269-152-3	M2-0311-B	D1.10 D1.10	D-A	P I	SIT SHT	VT-2	Po TABLE 4	To TABLE 5		423
3-CH-2-271-152-3	M2-0311	D1.10 D1.10	D-A	P I	SIT SHT	VT-2	Po TABLE 4	To TABLE 5		424
1-CH-2-272-152-3	M2-0311	D1.10 D1.10	D-A	P I	SIT SHT	VT-2	Po TABLE 4	To TABLE 5	(1) DNSTRM CH-302	425
1-CH-2-273-152-3	M2-0311	D1.10 D1.10	D-A	P I	SIT SHT	VT-2	Po TABLE 4	To TABLE 5	(1) DNSTRM CH-305	426
3-CH-2-274-152-3	M2-0311	D1.10 D1.10	D-A	P I	SIT SHT	VT-2	Po TABLE 4	To TABLE 5		427
4-CH-2-275-152-3	M2-0311	D1.10 D1.10	D-A	P I	SIT SHT	VT-2	Po TABLE 4	To TABLE 5		428
1-CH-2-911-152-3	M2-0311	D1.10 D1.10	D-A	P I	SIT SHT	VT-2	Po TABLE 4	To TABLE 5		429
1-CH-2-912-152-3	M2-0311	D1.10 D1.10	D-A	P I	SIT SHT	VT-2	Po TABLE 4	To TABLE 5		430

UNIT 2 ASME SECTION XI INSERVICE PRESSURE  
TEST LINE LIST  
TABLE 9

Line/Component No.	Flow Diagram No.	ASME Item	Exam CAT	Test Freq.	Type Test	Exam Method	Test Pressure	Test Temp.	Notes/Comments	REC NO.
=====	=====	=====	=====	=====	=====	=====	=====	=====	=====	=====
** CHILLED WATER (CH)										
1-CH-2-913-152-3	M2-0311	D1.10 D1.10	D-A	P I	SIT SHT	VT-2	Po TABLE 4	To TABLE 5		431
1-CH-2-914-152-3	M2-0311	D1.10 D1.10	D-A	P I	SIT SHT	VT-2	Po TABLE 4	To TABLE 5		432
CP2-CHCICE-05 EVAPORATOR	M2-0311	D1.10 D1.10	D-A	P I	SIT SHT	VT-2	Po TABLE 4	To TABLE 5		435
CP2-CHCICE-06 EVAPORATOR	M2-0311	D1.10 D1.10	D-A	P I	SIT SHT	VT-2	Po TABLE 4	To TABLE 5		436
CP2-CHAPCP-05 PUMP	M2-0311	D1.10 D1.10	D-A	P I	SIT SHT	VT-2	Po TABLE 4	To TABLE 5		438
CP2-CHAPCP-06 PUMP	M2-0311	D1.10 D1.10	D-A	P I	SIT SHT	VT-2	Po TABLE 4	To TABLE 5		439
CP2-CHATST-01 TANK	M2-0311	D1.10 D1.10	D-A	P I	SIT SHT	VT-2	Po TABLE 4	To TABLE 5	(1)	437

UNIT 2 ASME SECTION XI INSERVICE PRESSURE  
TEST LINE LIST  
TABLE 9

Line/Component No. =====	Flow Diagram No. =====	ASME Item =====	Exam CAT =====	Test Freq. =====	Type Test =====	Exam Method =====	Test Pressure =====	Test Temp. =====	Notes/Comments =====	REC NO. =====
** COMPONENT COOLING WATER (CC)										
3-CC-2-001-152-3	M2-0229	D1.10 D1.10	D-A	P I	SIT SHT	VT-2	Po TABLE 4	To TABLE 5		569
3-CC-2-002-152-3	M2-0229	D1.10 D1.10	D-A	P I	SIT SHT	VT-2	Po TABLE 4	To TABLE 5	DOWNSTRM 2CC-0004	570
3-CC-2-005-152-3	M2-0229	D1.10 D1.10	D-A	P I	SIT SHT	VT-2	Po TABLE 4	To TABLE 5	(1)	573
6-CC-2-007-152-3	M2-0229	D1.10 D1.10	D-A	P I	SIT SHT	VT-2	Po TABLE 4	To TABLE 5		574
24-CC-2-008-152-3	M2-0229 M2-0229-A	D1.10 D1.10	D-A	P I	SIT SHT	VT-2	Po TABLE 4	To TABLE 5		575
10-CC-2-009-152-3	M2-0229	D1.10 D1.10	D-A	P I	SIT SHT	VT-2	Po TABLE 4	To TABLE 5		576
24-CC-2-010-152-3	M2-0229	D1.10 D1.10	D-A	P I	SIT SHT	VT-2	Po TABLE 4	To TABLE 5		577
6-CC-2-011-152-3	M2-0229	D1.10 D1.10	D-A	P I	SIT SHT	VT-2	Po TABLE 4	To TABLE 5		578
24-CC-2-012-152-3	M2-0230	D1.10 D1.10	D-A	P I	SIT SHT	VT-2	Po TABLE 4	To TABLE 5		579
2-CC-2-013-152-3	M2-0229	D1.10 D1.10	D-A	P I	SIT SHT	VT-2	Po TABLE 4	To TABLE 5		580
2-CC-2-014-152-3	M2-0229	D1.10 D1.10	D-A	P I	SIT SHT	VT-2	Po TABLE 4	To TABLE 5		581
24-CC-2-015-152-3	M2-0229	D1.10 D1.10	D-A	P I	SIT SHT	VT-2	Po TABLE 4	To TABLE 5		582

UNIT 2 ASME SECTION XI INSERVICE PRESSURE  
TEST LINE LIST  
TABLE 9

Line/Component No.	Flow Diagram No.	ASME Item	Exam CAT	Test Freq.	Type Test	Exam Method	Test Pressure	Test Temp.	Notes/Comments	REC NO.
=====	=====	=====	=====	=====	=====	=====	=====	=====	=====	=====
** COMPONENT COOLING WATER (CC)										
24-CC-2-016-152-3	M2-0229	D1.10 D1.10	D-A	P I	SIT SHT	VT-2	Po TABLE 4	To TABLE 5		583
24-CC-2-017-152-3	M2-0229	D1.10 D1.10	D-A	P I	SIT SHT	VT-2	Po TABLE 4	To TABLE 5		584
3/4-CC-2-018-152-3	M2-0229	D1.10 D1.10	D-A	P I	SIT SHT	VT-2	Po TABLE 4	To TABLE 5	(1)	585
24-CC-2-019-152-3	M2-0229	D1.10 D1.10	D-A	P I	SIT SHT	VT-2	Po TABLE 4	To TABLE 5		586
24-CC-2-020-152-3	M2-0229	D1.10 D1.10	D-A	P I	SIT SHT	VT-2	Po TABLE 4	To TABLE 5		587
24-CC-2-021-152-3	M2-0229	D1.10 D1.10	D-A	P I	SIT SHT	VT-2	Po TABLE 4	To TABLE 5		588
2-CC-2-022-152-3	M2-0229-A	D1.10 D1.10	D-A	P I	SIT SHT	VT-2	Po TABLE 4	To TABLE 5		589
2-CC-2-023-152-3	M2-0229-A	D1.10 D1.10	D-A	P I	SIT SHT	VT-2	Po TABLE 4	To TABLE 5		590
2-CC-2-024-152-3	M2-0229-A	D1.10 D1.10	D-A	P I	SIT SHT	VT-2	Po TABLE 4	To TABLE 5		591
2-CC-2-025-152-3	M2-0229-A	D1.10 D1.10	D-A	P I	SIT SHT	VT-2	Po TABLE 4	To TABLE 5		592
2-CC-2-026-152-3	M2-0229-A	D1.10 D1.10	D-A	P I	SIT SHT	VT-2	Po TABLE 4	To TABLE 5		593
2-CC-2-027-152-3	M2-0229-A	D1.10 D1.10	D-A	P I	SIT SHT	VT-2	Po TABLE 4	To TABLE 5		594

UNIT 2 ASME SECTION XI INSERVICE PRESSURE  
TEST LINE LIST  
TABLE 9

Line/Component No. =====	Flow Diagram No. =====	ASME Item ====	Exam CAT ====	Test Freq. =====	Type Test ====	Exam Method =====	Test Pressure =====	Test Temp. =====	Notes/Comments =====	REC NO. ====
** COMPONENT COOLING WATER (CC)										
24-CC-2-028-152-3	M2-0229	D1.10	D-A	P	SIT	VT-2	Po	To		595
	M2-0229-A	D1.10		I	SHT		TABLE 4	TABLE 5		
2-CC-2-029-152-3	M2-0229-A	D1.10	D-A	P	SIT	VT-2	Po	To		596
		D1.10		I	SHT		TABLE 4	TABLE 5		
12-CC-2-030-152-3	M2-0229-A	D1.10	D-A	P	SIT	VT-2	Po	To		597
		D1.10		I	SHT		TABLE 4	TABLE 5		
18-CC-2-031-152-3	M2-0229-A	D1.10	D-A	P	SIT	VT-2	Po	To		598
		D1.10		I	SHT		TABLE 4	TABLE 5		
3/4-CC-2-032-152-3	M2-0229	D1.10	D-A	P	SIT	VT-2	Po	To		599
		D1.10		I	SHT		TABLE 4	TABLE 5		
18-CC-2-033-152-3	M2-0229-A	D1.10	D-A	P	SIT	VT-2	Po	To		600
		D1.10		I	SHT		TABLE 4	TABLE 5		
6-CC-2-035-152-3	M2-0229-A	D1.10	D-A	P	SIT	VT-2	Po	To		601
		D1.10		I	SHT		TABLE 4	TABLE 5		
6-CC-2-040-152-3	M2-0229-A	D1.10	D-A	P	SIT	VT-2	Po	To		602
		D1.10		I	SHT		TABLE 4	TABLE 5		
4-CC-2-041-152-3	M2-0229-A	D1.10	D-A	P	SIT	VT-2	Po	To		603
		D1.10		I	SHT		TABLE 4	TABLE 5		
24-CC-2-043-152-3	M2-0229	D1.10	D-A	P	SIT	VT-2	Po	To		604
		D1.10		I	SHT		TABLE 4	TABLE 5		
24-CC-2-044-152-3	M2-0229	D1.10	D-A	P	SIT	VT-2	Po	To		605
		D1.10		I	SHT		TABLE 4	TABLE 5		
10-CC-2-045-152-3	M2-0229	D1.10	D-A	P	SIT	VT-2	Po	To		606
		D1.10		I	SHT		TABLE 4	TABLE 5		

UNIT 2 ASME SECTION XI INSERVICE PRESSURE  
TEST LINE LIST  
TABLE 9

Line/Component No.	Flow Diagram No.	ASME Item	Exam CAT	Test Freq.	Type Test	Exam Method	Test Pressure	Test Temp.	Notes/Comments	REC NO.
=====	=====	=====	=====	=====	=====	=====	=====	=====	=====	=====
** COMPONENT COOLING WATER (CC)										
24-CC-2-046-152-3	M2-0229	D1.10 D1.10	D-A	P I	SIT SHT	VT-2	Po TABLE 4	To TABLE 5		607
24-CC-2-047-152-3	M2-0229	D1.10 D1.10	D-A	P I	SIT SHT	VT-2	Po TABLE 4	To TABLE 5		608
8-CC-2-048-152-3	M2-0229-A	D1.10 D1.10	D-A	P I	SIT SHT	VT-2	Po TABLE 4	To TABLE 5		609
8-CC-2-049-152-3	M2-0229-A	D1.10 D1.10	D-A	P I	SIT SHT	VT-2	Po TABLE 4	To TABLE 5		610
24-CC-2-050-152-3	M2-0229	D1.10 D1.10	D-A	P I	SIT SHT	VT-2	Po TABLE 4	To TABLE 5		611
24-CC-2-051-152-3	M2-0229	D1.10 D1.10	D-A	P I	SIT SHT	VT-2	Po TABLE 4	To TABLE 5		612
2-CC-2-052-152-3	M2-0229	D1.10 D1.10	D-A	P I	SIT SHT	VT-2	Po TABLE 4	To TABLE 5		613
2-CC-2-053-152-3	M2-0229	D1.10 D1.10	D-A	P I	SIT SHT	VT-2	Po TABLE 4	To TABLE 5		614
24-CC-2-055-152-3	M2-0229	D1.10 D1.10	D-A	P I	SIT SHT	VT-2	Po TABLE 4	To TABLE 5		615
24-CC-2-056-152-3	M2-0229	D1.10 D1.10	D-A	P I	SIT SHT	VT-2	Po TABLE 4	To TABLE 5		616
24-CC-2-057-152-3	M2-0229-B	D1.10 D1.10	D-A	P I	SIT SHT	VT-2	Po TABLE 4	To TABLE 5		617
2-CC-2-058-152-3	M2-0229-B	D1.10 D1.10	D-A	P I	SIT SHT	VT-2	Po TABLE 4	To TABLE 5		618



UNIT 2 ASME SECTION XI INSERVICE PRESSURE  
TEST LINE LIST  
TABLE 9

Line/Component No.	Flow Diagram No.	ASME Item	Exam CAT	Test Freq.	Type Test	Exam Method	Test Pressure	Test Temp.	Notes/Comments	REC NO.
=====	=====	=====	=====	=====	=====	=====	=====	=====	=====	=====
** COMPONENT COOLING WATER (CC)										
2-CC-2-059-152-3	M2-0229-B	D1.10 D1.10	D-A	P I	SIT SHT	VT-2	Po TABLE 4	To TABLE 5		619
2-CC-2-060-152-3	M2-0229-B	D1.10 D1.10	D-A	P I	SIT SHT	VT-2	Po TABLE 4	To TABLE 5		620
2-CC-2-061-152-3	M2-0229-B	D1.10 D1.10	D-A	P I	SIT SHT	VT-2	Po TABLE 4	To TABLE 5		621
2-CC-2-062-152-3	M2-0229-B	D1.10 D1.10	D-A	P I	SIT SHT	VT-2	Po TABLE 4	To TABLE 5		622
2-CC-2-063-152-3	M2-0229-B	D1.10 D1.10	D-A	P I	SIT SHT	VT-2	Po TABLE 4	To TABLE 5		623
2-CC-2-064-152-3	M2-0229-B	D1.10 D1.10	D-A	P I	SIT SHT	VT-2	Po TABLE 4	To TABLE 5		624
18-CC-2-065-152-3	M2-0229-B	D1.10 D1.10	D-A	P I	SIT SHT	VT-2	Po TABLE 4	To TABLE 5		625
18-CC-2-066-152-3	M2-0229-B	D1.10 D1.10	D-A	P I	SIT SHT	VT-2	Po TABLE 4	To TABLE 5		626
18-CC-2-068-152-3	M2-0229-B	D1.10 D1.10	D-A	P I	SIT SHT	VT-2	Po TABLE 4	To TABLE 5		627
24-CC-2-070-152-3	M2-0229 M2-0230	D1.10 D1.10	D-A	P I	SIT SHT	VT-2	Po TABLE 4	To TABLE 5		628
2-CC-2-075-152-3	M2-0229-A	D1.10 D1.10	D-A	P I	SIT SHT	VT-2	Po TABLE 4	To TABLE 5		629
2-CC-2-076-152-3	M2-0229-B	D1.10 D1.10	D-A	P I	SIT SHT	VT-2	Po TABLE 4	To TABLE 5		630

UNIT 2 ASME SECTION XI INSERVICE PRESSURE  
TEST LINE LIST  
TABLE 9

Line/Component No.	Flow Diagram No.	ASME Item	Exam CAT	Test Freq.	Type Test	Exam Method	Test Pressure	Test Temp.	Notes/Comments	REC NO.
=====	=====	=====	=====	=====	=====	=====	=====	=====	=====	=====
** COMPONENT COOLING WATER (CC)										
18-CC-2-077-152-3	M2-0229-A	D1.10 D1.10	D-A	P I	SIT SHT	VT-2	Po TABLE 4	To TABLE 5		631
18-CC-2-078-152-3	M2-0229-B	D1.10 D1.10	D-A	P I	SIT SHT	VT-2	Po TABLE 4	To TABLE 5		632
2-CC-2-080-152-3	M2-0230	D1.10 D1.10	D-A	P I	SIT SHT	VT-2	Po TABLE 4	To TABLE 5		633
2-CC-2-085-152-3	M2-0230	D1.10 D1.10	D-A	P I	SIT SHT	VT-2	Po TABLE 4	To TABLE 5		634
24-CC-2-087-152-3	M2-0229	D1.10 D1.10	D-A	P I	SIT SHT	VT-2	Po TABLE 4	To TABLE 5		635
6-CC-2-093-152-3	M2-0230	D1.10 D1.10	D-A	P I	SIT SHT	VT-2	Po TABLE 4	To TABLE 5		636
1-CC-2-094-152-3	M2-0229-A	D1.10 D1.10	D-A	P I	SIT SHT	VT-2	Po TABLE 4	To TABLE 5		1801
3/4-CC-2-095-152-3	M2-0229-A	D1.10 D1.10	D-A	P I	SIT SHT	VT-2	Po TABLE 4	To TABLE 5		1802
1-CC-2-096-152-3	M2-0229-A	D1.10 D1.10	D-A	P I	SIT SHT	VT-2	Po TABLE 4	To TABLE 5		637
2-CC-2-097-152-3	M2-0229-A	D1.10 D1.10	D-A	P I	SIT SHT	VT-2	Po TABLE 4	To TABLE 5		638
3/4-CC-2-098-152-3	M2-0229-B	D1.10 D1.10	D-A	P I	SIT SHT	VT-2	Po TABLE 4	To TABLE 5		1803
1-CC-2-099-152-3	M2-0229-B	D1.10 D1.10	D-A	P I	SIT SHT	VT-2	Po TABLE 4	To TABLE 5		1804

UNIT 2 ASME SECTION XI INSERVICE PRESSURE  
TEST LINE LIST  
TABLE 9

Line/Component No.	Flow Diagram No.	ASME Item	Exam CAT	Test Freq.	Type Test	Exam Method	Test Pressure	Test Temp.	Notes/Comments	REC NO.
=====	=====	====	====	=====	====	=====	=====	=====	=====	====
** COMPONENT COOLING WATER (CC)										
1-CC-2-100-152-3	M2-0229-B	D1.10 D1.10	D-A	P I	SIT SHT	VT-2	Po TABLE 4	To TABLE 5		639
2-CC-2-101-152-3	M2-0229-A	D1.10 D1.10	D-A	P I	SIT SHT	VT-2	Po TABLE 4	To TABLE 5		640
6-CC-2-105-152-3	M2-0229-B	D1.10 D1.10	D-A	P I	SIT SHT	VT-2	Po TABLE 4	To TABLE 5		641
6-CC-2-106-152-3	M2-0230	D1.10 D1.10	D-A	P I	SIT SHT	VT-2	Po TABLE 4	To TABLE 5		642
6-CC-2-107-152-3	M2-0229-B	D1.10 D1.10	D-A	P I	SIT SHT	VT-2	Po TABLE 4	To TABLE 5		643
10-CC-2-109-152-3	M2-0230	D1.10 D1.10	D-A	P I	SIT SHT	VT-2	Po TABLE 4	To TABLE 5		644
16-CC-2-110-152-3	M2-0230	D1.10 D1.10	D-A	P I	SIT SHT	VT-2	Po TABLE 4	To TABLE 5		645
3/4-CC-2-111-152-3	M2-0229	D1.10 D1.10	D-A	P I	SIT SHT	VT-2	Po TABLE 4	To TABLE 5		646
3/4-CC-2-113-152-3	M2-0230-A	D1.10 D1.10	D-A	P I	SIT SHT	VT-2	Po TABLE 4	To TABLE 5		647
10-CC-2-115-152-3	M2-0230	D1.10 D1.10	D-A	P I	SIT SHT	VT-2	Po TABLE 4	To TABLE 5		648
12-CC-2-116-152-3	M2-0230	D1.10 D1.10	D-A	P I	SIT SHT	VT-2	Po TABLE 4	To TABLE 5		649
3/4-CC-2-118-152-3	M2-0230	D1.10 D1.10	D-A	P I	SIT SHT	VT-2	Po TABLE 4	To TABLE 5		650

UNIT 2 ASME SECTION XI INSERVICE PRESSURE  
TEST LINE LIST  
TABLE 9

Line/Component No. =====	Flow Diagram No. =====	ASME Item =====	Exam CAT =====	Test Freq. =====	Type Test =====	Exam Method =====	Test Pressure =====	Test Temp. =====	Notes/Comments =====	REC NO. =====
** COMPONENT COOLING WATER (CC)										
6-CC-2-120-152-3	M2-0230	D1.10 D1.10	D-A	P I	SIT SHT	VT-2	Po TABLE 4	To TABLE 5		651
2-CC-2-121-152-3	M2-0229-B	D1.10 D1.10	D-A	P I	SIT SHT	VT-2	Po TABLE 4	To TABLE 5		652
2-CC-2-122-152-3	M2-0229-B	D1.10 D1.10	D-A	P I	SIT SHT	VT-2	Po TABLE 4	To TABLE 5		653
6-CC-2-123-152-3	M2-0230	D1.10 D1.10	D-A	P I	SIT SHT	VT-2	Po TABLE 4	To TABLE 5		654
2-CC-2-124-152-3	M2-0230-A	D1.10 D1.10	D-A	P I	SIT SHT	VT-2	Po TABLE 4	To TABLE 5		655
2-CC-2-125-152-3	M2-0230-A	D1.10 D1.10	D-A	P I	SIT SHT	VT-2	Po TABLE 4	To TABLE 5		656
12-CC-2-126-152-3	M2-0230	D1.10 D1.10	D-A	P I	SIT SHT	VT-2	Po TABLE 4	To TABLE 5		657
2-CC-2-128-152-3	M2-0230	D1.10 D1.10	D-A	P I	SIT SHT	VT-2	Po TABLE 4	To TABLE 5		658
2-CC-2-130-152-3	M2-0230	D1.10 D1.10	D-A	P I	SIT SHT	VT-2	Po TABLE 4	To TABLE 5		659
8-CC-2-131-152-3	M2-0230-A	D1.10 D1.10	D-A	P I	SIT SHT	VT-2	Po TABLE 4	To TABLE 5		660
6-CC-2-132-152-3	M2-0230-A	D1.10 D1.10	D-A	P I	SIT SHT	VT-2	Po TABLE 4	To TABLE 5		661
20-CC-2-133-152-3	M2-0230	D1.10 D1.10	D-A	P I	SIT SHT	VT-2	Po TABLE 4	To TABLE 5		1805

UNIT 2 ASME SECTION XI INSERVICE PRESSURE  
TEST LINE LIST  
TABLE 9

Line/Component No. =====	Flow Diagram No. =====	ASME Item =====	Exam CAT =====	Test Freq. =====	Type Test =====	Exam Method =====	Test Pressure =====	Test Temp. =====	Notes/Comments =====	REC NO. =====
** COMPONENT COOLING WATER (CC)										
3-CC-2-134-152-3	M2-0229-A	D1.10 D1.10	D-A	P I	SIT SHT	VT-2	Po TABLE 4	To TABLE 5		1771
3-CC-2-137-152-3	M2-0229-A	D1.10 D1.10	D-A	P I	SIT SHT	VT-2	Po TABLE 4	To TABLE 5		1772
4-CC-2-138-152-3	M2-0229-A	D1.10 D1.10	D-A	P I	SIT SHT	VT-2	Po TABLE 4	To TABLE 5		662
4-CC-2-139-152-3	M2-0229-B	D1.10 D1.10	D-A	P I	SIT SHT	VT-2	Po TABLE 4	To TABLE 5		663
3-CC-2-141-152-3	M2-0229-B	D1.10 D1.10	D-A	P I	SIT SHT	VT-2	Po TABLE 4	To TABLE 5		1773
3-CC-2-142-152-3	M2-0229-B	D1.10 D1.10	D-A	P I	SIT SHT	VT-2	Po TABLE 4	To TABLE 5		1774
4-CC-2-144-152-3	M2-0229-B	D1.10 D1.10	D-A	P I	SIT SHT	VT-2	Po TABLE 4	To TABLE 5		664
6-CC-2-145-152-3	M2-0230-A	D1.10 D1.10	D-A	P I	SIT SHT	VT-2	Po TABLE 4	To TABLE 5		665
6-CC-2-146-152-3	M2-0230-A	D1.10 D1.10	D-A	P I	SIT SHT	VT-2	Po TABLE 4	To TABLE 5		666
4-CC-2-148-152-3	M2-0230-A	D1.10 D1.10	D-A	P I	SIT SHT	VT-2	Po TABLE 4	To TABLE 5		667
8-CC-2-149-152-3	M2-0230-A	D1.10 D1.10	D-A	P I	SIT SHT	VT-2	Po TABLE 4	To TABLE 5		668
1 1/2-CC-2-150-152-3	M2-0230	D1.10 D1.10	D-A	P I	SIT SHT	VT-2	Po TABLE 4	To TABLE 5		1748

UNIT 2 ASME SECTION XI INSERVICE PRESSURE  
TEST LINE LIST  
TABLE 9

Line/Component No.	Flow Diagram No.	ASME Item	Exam CAT	Test Freq.	Type Test	Exam Method	Test Pressure	Test Temp.	Notes/Comments	REC NO.
=====	=====	=====	=====	=====	=====	=====	=====	=====	=====	=====
** COMPONENT COOLING WATER (CC)										
1 1/2-CC-2-151-152-3	M2-0230	D1.10 D1.10	D-A	P I	SIT SHT	VT-2	Po TABLE 4	To TABLE 5		1749
1 1/2-CC-2-152-152-3	M2-0230	D1.10 D1.10	D-A	P I	SIT SHT	VT-2	Po TABLE 4	To TABLE 5		1750
1 1/2-CC-2-153-152-3	M2-0230	D1.10 D1.10	D-A	P I	SIT SHT	VT-2	Po TABLE 4	To TABLE 5		1751
2-CC-2-154-152-3	M2-0230	D1.10 D1.10	D-A	P I	SIT SHT	VT-2	Po TABLE 4	To TABLE 5		1752
12-CC-2-155-152-3	M2-0230 M2-0230-A	D1.10 D1.10	D-A	P I	SIT SHT	VT-2	Po TABLE 4	To TABLE 5		669
10-CC-2-156-152-3	M2-0230	D1.10 D1.10	D-A	P I	SIT SHT	VT-2	Po TABLE 4	To TABLE 5	EXEMPT UPSTRM 2CC-0317	670
1 1/2-CC-2-157-152-3	M2-0230	D1.10 D1.10	D-A	P I	SIT SHT	VT-2	Po TABLE 4	To TABLE 5		1753
16-CC-2-158-152-3	M2-0230	D1.10 D1.10	D-A	P I	SIT SHT	VT-2	Po TABLE 4	To TABLE 5		671
12-CC-2-159-152-3	M2-0230 M2-0230-A	D1.10 D1.10	D-A	P I	SIT SHT	VT-2	Po TABLE 4	To TABLE 5		672
8-CC-2-160-152-3	M2-0230-A	D1.10 D1.10	D-A	P I	SIT SHT	VT-2	Po TABLE 4	To TABLE 5		673
4-CC-2-161-152-3	M2-0230-A M2-0231	D1.10 D1.10	D-A	P I	SIT SHT	VT-2	Po TABLE 4	To TABLE 5		674
3-CC-2-162-152-3	M2-0230	D1.10 D1.10	D-A	P I	SIT SHT	VT-2	Po TABLE 4	To TABLE 5		675

UNIT 2 ASME SECTION XI INSERVICE PRESSURE  
TEST LINE LIST  
TABLE 9

Line/Component No. =====	Flow Diagram No. =====	ASME Item =====	Exam CAT =====	Test Freq. =====	Type Test =====	Exam Method =====	Test Pressure =====	Test Temp. =====	Notes/Comments =====	REC NO. =====
** COMPONENT COOLING WATER (CC)										
6-CC-2-163-152-3	M2-0230	D1.10 D1.10	D-A	P I	SIT SHT	VT-2	Po TABLE 4	To TABLE 5		676
10-CC-2-164-152-3	M2-0230	D1.10 D1.10	D-A	P I	SIT SHT	VT-2	Po TABLE 4	To TABLE 5		677
6-CC-2-165-152-3	M2-0230	D1.10 D1.10	D-A	P I	SIT SHT	VT-2	Po TABLE 4	To TABLE 5		678
4-CC-2-166-152-3	M2-0230-A	D1.10 D1.10	D-A	P I	SIT SHT	VT-2	Po TABLE 4	To TABLE 5		679
6-CC-2-167-152-3	M2-0230-A	D1.10 D1.10	D-A	P I	SIT SHT	VT-2	Po TABLE 4	To TABLE 5		680
2-CC-2-170-152-3	M2-0230	D1.10 D1.10	D-A	P I	SIT SHT	VT-2	Po TABLE 4	To TABLE 5		681
4-CC-2-173-152-3	M2-0230-A	D1.10 D1.10	D-A	P I	SIT SHT	VT-2	Po TABLE 4	To TABLE 5		682
8-CC-2-174-152-3	M2-0230-A	D1.10 D1.10	D-A	P I	SIT SHT	VT-2	Po TABLE 4	To TABLE 5		683
3/4-CC-2-177-152-3	M2-0230	D1.10 D1.10	D-A	P I	SIT SHT	VT-2	Po TABLE 4	To TABLE 5		1754
3/4-CC-2-178-152-3	M2-0230	D1.10 D1.10	D-A	P I	SIT SHT	VT-2	Po TABLE 4	To TABLE 5		1755
3/4-CC-2-179-152-3	M2-0230	D1.10 D1.10	D-A	P I	SIT SHT	VT-2	Po TABLE 4	To TABLE 5		1756
3/4-CC-2-180-152-3	M2-0230	D1.10 D1.10	D-A	P I	SIT SHT	VT-2	Po TABLE 4	To TABLE 5		1757

UNIT 2 ASME SECTION XI INSERVICE PRESSURE  
TEST LINE LIST  
TABLE 9

Line/Component No.	Flow Diagram No.	ASME Item	Exam CAT	Test Freq.	Type Test	Exam Method	Test Pressure	Test Temp.	Notes/Comments	REC NO.
=====	=====	=====	=====	=====	=====	=====	=====	=====	=====	=====
** COMPONENT COOLING WATER (CC)										
4-CC-2-198-2503-3	M2-0231	D1.10 D1.10	D-A	P I	SIT SHT	VT-2	Po TABLE 4	To TABLE 5		691
4-CC-2-199-2503-2	M2-0230-A M2-0231	C7.30 C7.40	C-H	P I	SIT SHT	VT-2	Po TABLE 4	To TABLE 5	(2)	692
4-CC-2-200-152-3	M2-0230-A	D1.10 D1.10	D-A	P I	SIT SHT	VT-2	Po TABLE 4	To TABLE 5		693
8-CC-2-201-152-3	M2-0231	D1.10 D1.10	D-A	P I	SIT SHT	VT-2	Po TABLE 4	To TABLE 5		694
8-CC-2-202-152-3	M2-0230-A	D1.10 D1.10	D-A	P I	SIT SHT	VT-2	Po TABLE 4	To TABLE 5		695
8-CC-2-203-152-2	M2-0230-A M2-0231	C7.30 C7.40	C-H	P I	SIT SHT	VT-2	Po TABLE 4	To TABLE 5	(2)	696
6-CC-2-204-152-3	M2-0231	D1.10 D1.10	D-A	P I	SIT SHT	VT-2	Po TABLE 4	To TABLE 5		697
4-CC-2-205-152-3	M2-0231	D1.10 D1.10	D-A	P I	SIT SHT	VT-2	Po TABLE 4	To TABLE 5		698
4-CC-2-206-152-3	M2-0231	D1.10 D1.10	D-A	P I	SIT SHT	VT-2	Po TABLE 4	To TABLE 5		699
3-CC-2-207-152-3	M2-0231	D1.10 D1.10	D-A	P I	SIT SHT	VT-2	Po TABLE 4	To TABLE 5		700
3-CC-2-208-152-3	M2-0231	D1.10 D1.10	D-A	P I	SIT SHT	VT-2	Po TABLE 4	To TABLE 5		701
4-CC-2-209-152-3	M2-0231	D1.10 D1.10	D-A	P I	SIT SHT	VT-2	Po TABLE 4	To TABLE 5		702



UNIT 2 ASME SECTION XI INSERVICE PRESSURE  
TEST LINE LIST  
TABLE 9

Line/Component No. =====	Flow Diagram No. =====	ASME Item ====	Exam CAT ====	Test Freq. =====	Type Test ====	Exam Method =====	Test Pressure =====	Test Temp. =====	Notes/Comments =====	REC NO. ====
** COMPONENT COOLING WATER (CC)										
3-CC-2-211-152-3	M2-0231	D1.10 D1.10	D-A	P I	SIT SHT	VT-2	Po TABLE 4	To TABLE 5		703
4-CC-2-212-152-3	M2-0231	D1.10 D1.10	D-A	P I	SIT SHT	VT-2	Po TABLE 4	To TABLE 5		704
3/4-CC-2-213-152-3	M2-0231	D1.10 D1.10	D-A	P I	SIT SHT	VT-2	Po TABLE 4	To TABLE 5		705
3/4-CC-2-214-152-3	M2-0231	D1.10 D1.10	D-A	P I	SIT SHT	VT-2	Po TABLE 4	To TABLE 5		706
3-CC-2-215-2503-3	M2-0231	D1.10 D1.10	D-A	P I	SIT SHT	VT-2	Po TABLE 4	To TABLE 5		707
2-CC-2-216-2503-3	M2-0231	D1.10 D1.10	D-A	P I	SIT SHT	VT-2	Po TABLE 4	To TABLE 5		708
3-CC-2-217-2503-3	M2-0231	D1.10 D1.10	D-A	P I	SIT SHT	VT-2	Po TABLE 4	To TABLE 5		709
2-CC-2-219-2503-3	M2-0231	D1.10 D1.10	D-A	P I	SIT SHT	VT-2	Po TABLE 4	To TABLE 5		710
2-CC-2-220-2503-3	M2-0231	D1.10 D1.10	D-A	P I	SIT SHT	VT-2	Po TABLE 4	To TABLE 5		711
2-CC-2-221-2503-3	M2-0231	D1.10 D1.10	D-A	P I	SIT SHT	VT-2	Po TABLE 4	To TABLE 5		712
2-CC-2-222-2503-3	M2-0231	D1.10 D1.10	D-A	P I	SIT SHT	VT-2	Po TABLE 4	To TABLE 5		713
2-CC-2-223-2503-3	M2-0231	D1.10 D1.10	D-A	P I	SIT SHT	VT-2	Po TABLE 4	To TABLE 5		714

UNIT 2 ASME SECTION XI INSERVICE PRESSURE  
TEST LINE LIST  
TABLE 9

Line/Component No. =====	Flow Diagram No. =====	ASME Item ====	Exam CAT ====	Test Freq. =====	Type Test ====	Exam Method =====	Test Pressure =====	Test Temp. =====	Notes/Comments =====	REC NO. ====
** COMPONENT COOLING WATER (CC)										
3/4-CC-2-224-152-3	M2-0231	D1.10 D1.10	D-A	P I	SIT SHT	VT-2	Po TABLE 4	To TABLE 5		715
3/4-CC-2-225-152-3	M2-0231	D1.10 D1.10	D-A	P I	SIT SHT	VT-2	Po TABLE 4	To TABLE 5		716
3-CC-2-226-152-3	M2-0231	D1.10 D1.10	D-A	P I	SIT SHT	VT-2	Po TABLE 4	To TABLE 5		717
4-CC-2-227-152-3	M2-0231	D1.10 D1.10	D-A	P I	SIT SHT	VT-2	Po TABLE 4	To TABLE 5		718
4-CC-2-228-152-3	M2-0231	D1.10 D1.10	D-A	P I	SIT SHT	VT-2	Po TABLE 4	To TABLE 5		719
4-CC-2-229-152-3	M2-0231	D1.10 D1.10	D-A	P I	SIT SHT	VT-2	Po TABLE 4	To TABLE 5		720
3-CC-2-230-152-3	M2-0231	D1.10 D1.10	D-A	P I	SIT SHT	VT-2	Po TABLE 4	To TABLE 5		721
3-CC-2-231-152-3	M2-0231	D1.10 D1.10	D-A	P I	SIT SHT	VT-2	Po TABLE 4	To TABLE 5		722
3-CC-2-232-152-3	M2-0231	D1.10 D1.10	D-A	P I	SIT SHT	VT-2	Po TABLE 4	To TABLE 5		723
4-CC-2-233-152-3	M2-0231	D1.10 D1.10	D-A	P I	SIT SHT	VT-2	Po TABLE 4	To TABLE 5		724
3-CC-2-234-152-3	M2-0231	D1.10 D1.10	D-A	P I	SIT SHT	VT-2	Po TABLE 4	To TABLE 5		725
4-CC-2-235-152-3	M2-0231	D1.10 D1.10	D-A	P I	SIT SHT	VT-2	Po TABLE 4	To TABLE 5		726

UNIT 2 ASME SECTION XI INSERVICE PRESSURE  
TEST LINE LIST  
TABLE 9

Line/Component No. =====	Flow Diagram No. =====	ASME Item =====	Exam CAT =====	Test Freq. =====	Type Test =====	Exam Method =====	Test Pressure =====	Test Temp. =====	Notes/Comments =====	REC NO. =====
** COMPONENT COOLING WATER (CC)										
3-CC-2-236-152-3	M2-0231	D1.10 D1.10	D-A	P I	SIT SHT	VT-2	Po TABLE 4	To TABLE 5		727
3-CC-2-237-152-3	M2-0231	D1.10 D1.10	D-A	P I	SIT SHT	VT-2	Po TABLE 4	To TABLE 5		728
3-CC-2-238-152-3	M2-0231	D1.10 D1.10	D-A	P I	SIT SHT	VT-2	Po TABLE 4	To TABLE 5		729
4-CC-2-239-152-3	M2-0231	D1.10 D1.10	D-A	P I	SIT SHT	VT-2	Po TABLE 4	To TABLE 5		730
3/4-CC-2-240-152-3	M2-0231	D1.10 D1.10	D-A	P I	SIT SHT	VT-2	Po TABLE 4	To TABLE 5		731
3/4-CC-2-241-152-3	M2-0231	D1.10 D1.10	D-A	P I	SIT SHT	VT-2	Po TABLE 4	To TABLE 5		732
4-CC-2-242-152-3	M2-0231	D1.10 D1.10	D-A	P I	SIT SHT	VT-2	Po TABLE 4	To TABLE 5		733
2-CC-2-244-2503-3	M2-0231	D1.10 D1.10	D-A	P I	SIT SHT	VT-2	Po TABLE 4	To TABLE 5		734
4-CC-2-245-152-3	M2-0231	D1.10 D1.10	D-A	P I	SIT SHT	VT-2	Po TABLE 4	To TABLE 5		735
6-CC-2-246-152-3	M2-0231	D1.10 D1.10	D-A	P I	SIT SHT	VT-2	Po TABLE 4	To TABLE 5		736
4-CC-2-247-152-3	M2-0231	D1.10 D1.10	D-A	P I	SIT SHT	VT-2	Po TABLE 4	To TABLE 5		737
2-CC-2-248-152-3	M2-0231	D1.10 D1.10	D-A	P I	SIT SHT	VT-2	Po TABLE 4	To TABLE 5		738

UNIT 2 ASME SECTION XI INSERVICE PRESSURE  
TEST LINE LIST  
TABLE 9

Line/Component No.	Flow Diagram No.	ASME Item	Exam CAT	Test Freq.	Type Test	Exam Method	Test Pressure	Test Temp.	Notes/Comments	REC NO.
=====	=====	=====	=====	=====	=====	=====	=====	=====	=====	=====
** COMPONENT COOLING WATER (CC)										
8-CC-2-249-152-3	M2-0231	D1.10 D1.10	D-A	P I	SIT SHT	VT-2	Po TABLE 4	To TABLE 5		739
8-CC-2-250-152-2	M2-0230-A M2-0231	C7.30 C7.40	C-H	P I	SIT SHT	VT-2	Po TABLE 4	To TABLE 5	(2)	740
2-CC-2-251-2503-3	M2-0231	D1.10 D1.10	D-A	P I	SIT SHT	VT-2	Po TABLE 4	To TABLE 5		741
2-CC-2-252-2503-3	M2-0231	D1.10 D1.10	D-A	P I	SIT SHT	VT-2	Po TABLE 4	To TABLE 5		742
3/4-CC-2-253-152-3	M2-0231	D1.10 D1.10	D-A	P I	SIT SHT	VT-2	Po TABLE 4	To TABLE 5		743
3/4-CC-2-254-152-3	M2-0231	D1.10 D1.10	D-A	P I	SIT SHT	VT-2	Po TABLE 4	To TABLE 5		744
4-CC-2-255-152-3	M2-0231	D1.10 D1.10	D-A	P I	SIT SHT	VT-2	Po TABLE 4	To TABLE 5		745
3-CC-2-256-152-3	M2-0231	D1.10 D1.10	D-A	P I	SIT SHT	VT-2	Po TABLE 4	To TABLE 5		746
4-CC-2-257-152-3	M2-0231	D1.10 D1.10	D-A	P I	SIT SHT	VT-2	Po TABLE 4	To TABLE 5		747
4-CC-2-258-152-3	M2-0231	D1.10 D1.10	D-A	P I	SIT SHT	VT-2	Po TABLE 4	To TABLE 5		748
3-CC-2-259-152-3	M2-0231	D1.10 D1.10	D-A	P I	SIT SHT	VT-2	Po TABLE 4	To TABLE 5		749
3-CC-2-260-152-3	M2-0231	D1.10 D1.10	D-A	P I	SIT SHT	VT-2	Po TABLE 4	To TABLE 5		750

UNIT 2 ASME SECTION XI INSERVICE PRESSURE  
TEST LINE LIST  
TABLE 9

Line/Component No. =====	Flow Diagram No. =====	ASME Item ====	Exam CAT ====	Test Freq. =====	Type Test ====	Exam Method =====	Test Pressure =====	Test Temp. =====	Notes/Comments =====	REC NO. ====
** COMPONENT COOLING WATER (CC)										
4-CC-2-261-152-3	M2-0231	D1.10 D1.10	D-A	P I	SIT SHT	VT-2	Po TABLE 4	To TABLE 5		751
3-CC-2-262-152-3	M2-0231	D1.10 D1.10	D-A	P I	SIT SHT	VT-2	Po TABLE 4	To TABLE 5		752
3-CC-2-263-152-3	M2-0231	D1.10 D1.10	D-A	P I	SIT SHT	VT-2	Po TABLE 4	To TABLE 5		753
3-CC-2-264-152-3	M2-0231	D1.10 D1.10	D-A	P I	SIT SHT	VT-2	Po TABLE 4	To TABLE 5		754
2-CC-2-265-152-3	M2-0231	D1.10 D1.10	D-A	P I	SIT SHT	VT-2	Po TABLE 4	To TABLE 5		755
2-CC-2-266-152-3	M2-0231	D1.10 D1.10	D-A	P I	SIT SHT	VT-2	Po TABLE 4	To TABLE 5		756
2-CC-2-267-152-3	M2-0231	D1.10 D1.10	D-A	P I	SIT SHT	VT-2	Po TABLE 4	To TABLE 5		757
3-CC-2-268-152-3	M2-0231	D1.10 D1.10	D-A	P I	SIT SHT	VT-2	Po TABLE 4	To TABLE 5		758
3-CC-2-269-152-3	M2-0231	D1.10 D1.10	D-A	P I	SIT SHT	VT-2	Po TABLE 4	To TABLE 5		759
3-CC-2-270-152-3	M2-0231	D1.10 D1.10	D-A	P I	SIT SHT	VT-2	Po TABLE 4	To TABLE 5		760
3-CC-2-271-152-3	M2-0231	D1.10 D1.10	D-A	P I	SIT SHT	VT-2	Po TABLE 4	To TABLE 5		761
3-CC-2-272-152-3	M2-0231	D1.10 D1.10	D-A	P I	SIT SHT	VT-2	Po TABLE 4	To TABLE 5		762

UNIT 2 ASME SECTION XI INSERVICE PRESSURE  
TEST LINE LIST  
TABLE 9

Line/Component No. =====	Flow Diagram No. =====	ASME Item =====	Exam CAT =====	Test Freq. =====	Type Test =====	Exam Method =====	Test Pressure =====	Test Temp. =====	Notes/Comments =====	REC NO. =====
** COMPONENT COOLING WATER (CC)										
4-CC-2-273-152-3	M2-0231	D1.10 D1.10	D-A	P I	SIT SHT	VT-2	Po TABLE 4	To TABLE 5		763
1-CC-2-274-2503-2	M2-0231	C7.30 C7.40	C-H	P I	SIT SHT	VT-2	Po TABLE 4	To TABLE 5	(2)	764
1-CC-2-275-2503-3	M2-0231	D1.10 D1.10	D-A	P I	SIT SHT	VT-2	Po TABLE 4	To TABLE 5		765
2-CC-2-276-152-2	M2-0231	C7.30 C7.40	C-H	P I	SIT SHT	VT-2	Po TABLE 4	To TABLE 5	(2)	766
2-CC-2-277-152-3	M2-0231	D1.10 D1.10	D-A	P I	SIT SHT	VT-2	Po TABLE 4	To TABLE 5		767
1 1/2-CC-2-278-2503-3	M2-0231	D1.10 D1.10	D-A	P I	SIT SHT	VT-2	Po TABLE 4	To TABLE 5		768
2-CC-2-279-2503-3	M2-0231	D1.10 D1.10	D-A	P I	SIT SHT	VT-2	Po TABLE 4	To TABLE 5		769
1 1/2-CC-2-280-2503-3	M2-0231	D1.10 D1.10	D-A	P I	SIT SHT	VT-2	Po TABLE 4	To TABLE 5		770
1 1/2-CC-2-281-2503-3	M2-0231	D1.10 D1.10	D-A	P I	SIT SHT	VT-2	Po TABLE 4	To TABLE 5		771
1 1/2-CC-2-282-2503-3	M2-0231	D1.10 D1.10	D-A	P I	SIT SHT	VT-2	Po TABLE 4	To TABLE 5		772
1 1/2-CC-2-283-2503-3	M2-0231	D1.10 D1.10	D-A	P I	SIT SHT	VT-2	Po TABLE 4	To TABLE 5		773
1 1/2-CC-2-284-2503-3	M2-0231	D1.10 D1.10	D-A	P I	SIT SHT	VT-2	Po TABLE 4	To TABLE 5		774

UNIT 2 ASME SECTION XI INSERVICE PRESSURE  
TEST LINE LIST  
TABLE 9

Line/Component No.	Flow Diagram No.	ASME Item	Exam CAT	Test Freq.	Type Test	Exam Method	Test Pressure	Test Temp.	Notes/Comments	REC NO.
=====	=====	=====	=====	=====	=====	=====	=====	=====	=====	=====
** COMPONENT COOLING WATER (CC)										
1 1/2-CC-2-285-2503-3	M2-0231	D1.10 D1.10	D-A	P I	SIT SHT	VT-2	Po TABLE 4	To TABLE 5		775
3-CC-2-286-152-3	M2-0231	D1.10 D1.10	D-A	P I	SIT SHT	VT-2	Po TABLE 4	To TABLE 5		776
3/4-CC-2-287-152-3	M2-0231	D1.10 D1.10	D-A	P I	SIT SHT	VT-2	Po TABLE 4	To TABLE 5		777
3/4-CC-2-292-152-3	M2-0231	D1.10 D1.10	D-A	P I	SIT SHT	VT-2	Po TABLE 4	To TABLE 5		779
3-CC-2-294-152-3	M2-0231	D1.10 D1.10	D-A	P I	SIT SHT	VT-2	Po TABLE 4	To TABLE 5		780
3-CC-2-295-152-3	M2-0231	D1.10 D1.10	D-A	P I	SIT SHT	VT-2	Po TABLE 4	To TABLE 5		781
3/4-CC-2-296-152-3	M2-0231	D1.10 D1.10	D-A	P I	SIT SHT	VT-2	Po TABLE 4	To TABLE 5		782
3/4-CC-2-297-152-3	M2-0231	D1.10 D1.10	D-A	P I	SIT SHT	VT-2	Po TABLE 4	To TABLE 5		783
3-CC-2-298-152-3	M2-0231	D1.10 D1.10	D-A	P I	SIT SHT	VT-2	Po TABLE 4	To TABLE 5		784
3/4-CC-2-306-2503-3	M2-0231	D1.10 D1.10	D-A	P I	SIT SHT	VT-2	Po TABLE 4	To TABLE 5		785
3/4-CC-2-308-2503-3	M2-0231	D1.10 D1.10	D-A	P I	SIT SHT	VT-2	Po TABLE 4	To TABLE 5		786
3/4-CC-2-310-2503-3	M2-0231	D1.10 D1.10	D-A	P I	SIT SHT	VT-2	Po TABLE 4	To TABLE 5		787

UNIT 2 ASME SECTION XI INSERVICE PRESSURE  
TEST LINE LIST  
TABLE 9

Line/Component No. =====	Flow Diagram No. =====	ASME Item ====	Exam CAT ====	Test Freq. =====	Type Test =====	Exam Method =====	Test Pressure =====	Test Temp. =====	Notes/Comments =====	REC NO. ====
** COMPONENT COOLING WATER (CC)										
3/4-CC-2-311-2503-3	M2-0231	D1.10 D1.10	D-A	P I	SIT SHT	VT-2	Po TABLE 4	To TABLE 5		788
6-CC-2-319-152-3	M2-0230-A	D1.10 D1.10	D-A	P I	SIT SHT	VT-2	Po TABLE 4	To TABLE 5		789
4-CC-2-320-2503-3	M2-0230-A	D1.10 D1.10	D-A	P I	SIT SHT	VT-2	Po TABLE 4	To TABLE 5		790
2-CC-2-322-152-3	M2-0230	D1.10 D1.10	D-A	P I	SIT SHT	VT-2	Po TABLE 4	To TABLE 5		1758
3-CC-2-323-152-3	M2-0230	D1.10 D1.10	D-A	P I	SIT SHT	VT-2	Po TABLE 4	To TABLE 5		791
3/4-CC-2-325-152-3	M2-0229-B	D1.10 D1.10	D-A	P I	SIT SHT	VT-2	Po TABLE 4	To TABLE 5		792
3/4-CC-2-326-152-3	M2-0229-A	D1.10 D1.10	D-A	P I	SIT SHT	VT-2	Po TABLE 4	To TABLE 5		793
6-CC-2-330-152-3	M2-0230-A	D1.10 D1.10	D-A	P I	SIT SHT	VT-2	Po TABLE 4	To TABLE 5		794
2-CC-2-331-2503-3	M2-0231	D1.10 D1.10	D-A	P I	SIT SHT	VT-2	Po TABLE 4	To TABLE 5		795
3/4-CC-2-336-152-3	M2-0231	D1.10 D1.10	D-A	P I	SIT SHT	VT-2	Po TABLE 4	To TABLE 5		796
2-CC-2-337-152-3	M2-0231	D1.10 D1.10	D-A	P I	SIT SHT	VT-2	Po TABLE 4	To TABLE 5		797
3/4-CC-2-338-152-3	M2-0231	D1.10 D1.10	D-A	P I	SIT SHT	VT-2	Po TABLE 4	To TABLE 5		798



UNIT 2 ASME SECTION XI INSERVICE PRESSURE  
TEST LINE LIST  
TABLE 9

Line/Component No.	Flow Diagram No.	ASME Item	Exam CAT	Test Freq.	Type Test	Exam Method	Test Pressure	Test Temp.	Notes/Comments	REC NO.
=====	=====	=====	=====	=====	=====	=====	=====	=====	=====	=====
** COMPONENT COOLING WATER (CC)										
2-CC-2-339-152-3	M2-0231	D1.10 D1.10	D-A	P I	SIT SHT	VT-2	Po TABLE 4	To TABLE 5		799
3/4-CC-2-340-152-3	M2-0231	D1.10 D1.10	D-A	P I	SIT SHT	VT-2	Po TABLE 4	To TABLE 5		800
2-CC-2-341-152-3	M2-0231	D1.10 D1.10	D-A	P I	SIT SHT	VT-2	Po TABLE 4	To TABLE 5		801
3/4-CC-2-342-152-3	M2-0231	D1.10 D1.10	D-A	P I	SIT SHT	VT-2	Po TABLE 4	To TABLE 5		802
2-CC-2-343-152-3	M2-0231	D1.10 D1.10	D-A	P I	SIT SHT	VT-2	Po TABLE 4	To TABLE 5		803
3/4-CC-2-344-152-3	M2-0229	D1.10 D1.10	D-A	P I	SIT SHT	VT-2	Po TABLE 4	To TABLE 5		804
1-CC-2-346-152-3	M2-0229-A	D1.10 D1.10	D-A	P I	SIT SHT	VT-2	Po TABLE 4	To TABLE 5		805
1-CC-2-347-152-3	M2-0229-A	D1.10 D1.10	D-A	P I	SIT SHT	VT-2	Po TABLE 4	To TABLE 5		806
1-CC-2-348-152-3	M2-0229-A	D1.10 D1.10	D-A	P I	SIT SHT	VT-2	Po TABLE 4	To TABLE 5		807
1-CC-2-349-152-3	M2-0229-A	D1.10 D1.10	D-A	P I	SIT SHT	VT-2	Po TABLE 4	To TABLE 5		808
1-CC-2-350-152-3	M2-0229-A	D1.10 D1.10	D-A	P I	SIT SHT	VT-2	Po TABLE 4	To TABLE 5		809
1-CC-2-351-152-3	M2-0229-A	D1.10 D1.10	D-A	P I	SIT SHT	VT-2	Po TABLE 4	To TABLE 5		810

UNIT 2 ASME SECTION XI INSERVICE PRESSURE  
TEST LINE LIST  
TABLE 9

Line/Component No. =====	Flow Diagram No. =====	ASME Item =====	Exam CAT =====	Test Freq. =====	Type Test =====	Exam Method =====	Test Pressure =====	Test Temp. =====	Notes/Comments =====	REC NO. =====
** COMPONENT COOLING WATER (CC)										
1-CC-2-352-152-3	M2-0229-A	D1.10 D1.10	D-A	P I	SIT SHT	VT-2	Po TABLE 4	To TABLE 5		811
1-CC-2-353-152-3	M2-0229-A	D1.10 D1.10	D-A	P I	SIT SHT	VT-2	Po TABLE 4	To TABLE 5		812
1-CC-2-354-152-3	M2-0229-B	D1.10 D1.10	D-A	P I	SIT SHT	VT-2	Po TABLE 4	To TABLE 5		813
1-CC-2-355-152-3	M2-0229-B	D1.10 D1.10	D-A	P I	SIT SHT	VT-2	Po TABLE 4	To TABLE 5		814
1-CC-2-356-152-3	M2-0229-B	D1.10 D1.10	D-A	P I	SIT SHT	VT-2	Po TABLE 4	To TABLE 5		815
1-CC-2-357-152-3	M2-0229-B	D1.10 D1.10	D-A	P I	SIT SHT	VT-2	Po TABLE 4	To TABLE 5		816
1-CC-2-358-152-3	M2-0229-B	D1.10 D1.10	D-A	P I	SIT SHT	VT-2	Po TABLE 4	To TABLE 5		817
1-CC-2-359-152-3	M2-0229-B	D1.10 D1.10	D-A	P I	SIT SHT	VT-2	Po TABLE 4	To TABLE 5		818
1-CC-2-360-152-3	M2-0229-B	D1.10 D1.10	D-A	P I	SIT SHT	VT-2	Po TABLE 4	To TABLE 5		819
1-CC-2-361-152-3	M2-0229-B	D1.10 D1.10	D-A	P I	SIT SHT	VT-2	Po TABLE 4	To TABLE 5		820
3/4-CC-2-362-152-3	M2-0231	D1.10 D1.10	D-A	P I	SIT SHT	VT-2	Po TABLE 4	To TABLE 5		821
1 1/2-CC-2-370-152-3	M2-0229-A	D1.10 D1.10	D-A	P I	SIT SHT	VT-2	Po TABLE 4	To TABLE 5		1808

UNIT 2 ASME SECTION XI INSERVICE PRESSURE  
TEST LINE LIST  
TABLE 9

Line/Component No.	Flow Diagram No.	ASME Item	Exam CAT	Test Freq.	Type Test	Exam Method	Test Pressure	Test Temp.	Notes/Comments	REC NO.
=====	=====	=====	=====	=====	=====	=====	=====	=====	=====	=====
** COMPONENT COOLING WATER (CC)										
3-CC-2-371-152-3	M2-0229-A	D1.10 D1.10	D-A	P I	SIT SHT	VT-2	Po TABLE 4	To TABLE 5		1810
1 1/2-CC-2-372-152-3	M2-0229-A	D1.10 D1.10	D-A	P I	SIT SHT	VT-2	Po TABLE 4	To TABLE 5		1809
3-CC-2-373-152-3	M2-0229-B	D1.10 D1.10	D-A	P I	SIT SHT	VT-2	Po TABLE 4	To TABLE 5		1955
3-CC-2-902-152-3	M2-0230	D3.10 D3.10	D-C	P I	SIT SHT	VT-2	Po TABLE 4	To TABLE 5		884
2-CC-2-903-152-3	M2-0230	D1.10 D1.10	D-A	P I	SIT SHT	VT-2	Po TABLE 4	To TABLE 5		822
3/4-CC-2-908-151-3	M2-0229-A	D1.10 D1.10	D-A	P I	SIT SHT	VT-2	Po TABLE 4	To TABLE 5		885
3/4-CC-2-909-151-3	M2-0229-A	D1.10 D1.10	D-A	P I	SIT SHT	VT-2	Po TABLE 4	To TABLE 5		886
3/4-CC-2-910-151-3	M2-0229-B	D1.10 D1.10	D-A	P I	SIT SHT	VT-2	Po TABLE 4	To TABLE 5		887
3/4-CC-2-911-151-3	M2-0229-B	D1.10 D1.10	D-A	P I	SIT SHT	VI-2	Po TABLE 4	To TABLE 5		888
2-CC-2-912-152-3	M2-0229-A	D1.10 D1.10	D-A	P I	SIT SHT	VT-2	Po TABLE 4	To TABLE 5		823
2-CC-2-913-152-3	M2-0229-B	D1.10 D1.10	D-A	P I	SIT SHT	VT-2	Po TABLE 4	To TABLE 5		824
6-CC-2-916-1302-3	M2-0229	D1.10 D1.10	D-A	P I	SIT SHT	VT-2	Po TABLE 4	To TABLE 5		889

UNIT 2 ASME SECTION XI INSERVICE PRESSURE  
TEST LINE LIST  
TABLE 9

Line/Component No.	Flow Diagram No.	ASME Item	Exam CAT	Test Freq.	Type Test	Exam Method	Test Pressure	Temp.	Notes/Comments	REC NO.
=====	=====	=====	=====	=====	=====	=====	=====	=====	=====	=====
** COMPONENT COOLING WATER (CC)										
1-CC-2-923-152-3	M2-0229-B	D1.10 D1.10	D-A	P I	SIT SHT	VT-2	Po TABLE 4	To TABLE 5		825
1-CC-2-924-152-3	M2-0229-B	D1.10 D1.10	D-A	P I	SIT SHT	VT-2	Po TABLE 4	To TABLE 5		826
1-CC-2-925-152-3	M2-0229-A	D1.10 D1.10	D-A	P I	SIT SHT	VT-2	Po TABLE 4	To TABLE 5		827
1-CC-2-926-152-3	M2-0229-A	D1.10 D1.10	D-A	P I	SIT SHT	VT-2	Po TABLE 4	To TABLE 5		828
1/2-CC-2-927-152-3	M2-0229-B	D1.10 D1.10	D-A	P I	SIT SHT	VT-2	Po TABLE 4	To TABLE 5		829
1/2-CC-2-928-152-3	M2-0229-B	D1.10 D1.10	D-A	P I	SIT SHT	VT-2	Po TABLE 4	To TABLE 5		830
1/2-CC-2-929-152-3	M2-0229-B	D1.10 D1.10	D-A	P I	SIT SHT	VT-2	Po TABLE 4	To TABLE 5		831
1/2-CC-2-930-152-3	M2-0229-B	D1.10 D1.10	D-A	P I	SIT SHT	VT-2	Po TABLE 4	To TABLE 5		832
1/2-CC-2-931-152-3	M2-0229-B	D1.10 D1.10	D-A	P I	SIT SHT	VT-2	Po TABLE 4	To TABLE 5		833
1/2-CC-2-932-152-3	M2-0229-B	D1.10 D1.10	D-A	P I	SIT SHT	VT-2	Po TABLE 4	To TABLE 5		834
1/2-CC-2-933-152-3	M2-0229-B	D1.10 D1.10	D-A	P I	SIT SHT	VT-2	Po TABLE 4	To TABLE 5		835
1/2-CC-2-934-152-3	M2-0229-B	D1.10 D1.10	D-A	P I	SIT SHT	VT-2	Po TABLE 4	To TABLE 5		836

UNIT 2 ASME SECTION XI INSERVICE PRESSURE  
TEST LINE LIST  
TABLE 9

Line/Component No.	Flow Diagram No.	ASME Item	Exam CAT	Test Freq.	Type Test	Exam Method	Test Pressure	Test Temp.	Notes/Comments	REC NO.
=====	=====	=====	=====	=====	=====	=====	=====	=====	=====	=====
** COMPONENT COOLING WATER (CC)										
1/2-CC-2-935-152-3	M2-0229-A	D1.10 D1.10	D-A	P I	SIT SHT	VT-2	Po TABLE 4	To TABLE 5		837
1/2-CC-2-936-152-3	M2-0229-A	D1.10 D1.10	D-A	P I	SIT SHT	VT-2	Po TABLE 4	To TABLE 5		838
1/2-CC-2-937-152-3	M2-0229-A	D1.10 D1.10	D-A	P I	SIT SHT	Vi-2	Po TABLE 4	To TABLE 5		839
1/2-CC-2-938-152-3	M2-0229-A	D1.10 D1.10	D-A	P I	SIT SHT	VT-2	Po TABLE 4	To TABLE 5		840
1/2-CC-2-939-152-3	M2-0229-A	D1.10 D1.10	D-A	P I	SIT SHT	VT-2	Po TABLE 4	To TABLE 5		841
1/2-CC-2-940-152-3	M2-0229-A	D1.10 D1.10	D-A	P I	SIT SHT	VT-2	Po TABLE 4	To TABLE 5		842
1/2-CC-2-941-152-3	M2-0229-A	D1.10 D1.10	D-A	P I	SIT SHT	VT-2	Po TABLE 4	To TABLE 5		843
1/2-CC-2-942-152-3	M2-0229-A	D1.10 D1.10	D-A	P I	SIT SHT	VT-2	Po TABLE 4	To TABLE 5		844
6-CC-2-948-152-3	M2-0229	D1.10 D1.10	D-A	P I	SIT SHT	VT-2	Po TABLE 4	To TABLE 5		849
6-CC-2-949-152-3	M2-0229	D1.10 D1.10	D-A	P I	SIT SHT	VT-2	Po TABLE 4	To TABLE 5		850
3-CC-2-950-152-3	M2-0229	D1.10 D1.10	D-A	P I	SIT SHT	VT-2	Po TABLE 4	To TABLE 5		851
3-CC-2-951-152-3	M2-0229-A	D1.10 D1.10	D-A	P I	SIT SHT	VT-2	Po TABLE 4	To TABLE 5		852

UNIT 2 ASME SECTION XI INSERVICE PRESSURE  
TEST LINE LIST  
TABLE 9

Line/Component No. =====	Flow Diagram No. =====	ASME Item =====	Exam CAT =====	Test Freq. =====	Type Test =====	Exam Method =====	Test Pressure =====	Test Temp. =====	Notes/Comments =====	REC NO. =====
** COMPONENT COOLING WATER (CC)										
3-CC-2-952-152-3	M2-0229-B	D1.10 D1.10	D-A	P I	SIT SHT	VT-2	Po TABLE 4	To TABLE 5		853
3-CC-2-953-152-3	M2-0229-B	D1.10 D1.10	D-A	P I	SIT SHT	VT-2	Po TABLE 4	To TABLE 5		854
1-CC-2-960-152-3	M2-0229-A	D1.10 D1.10	D-A	P I	SIT SHT	VT-2	Po TABLE 4	To TABLE 5		855
1-CC-2-961-152-3	M2-0229-A	D1.10 D1.10	D-A	P I	SIT SHT	VT-2	Po TABLE 4	To TABLE 5		856
3-CC-2-962-152-3	M2-0229	D1.10 D1.10	D-A	P I	SIT SHT	VT-2	Po TABLE 4	To TABLE 5		845
20-CC-2-968-152-3	M2-0231	D1.10 D1.10	D-A	P I	SIT SHT	VT-2	Po TABLE 4	To TABLE 5		1775
20-CC-2-969-152-3	M2-0231	D1.10 D1.10	D-A	P I	SIT SHT	VT-2	Po TABLE 4	To TABLE 5		848
3/4-CC-2-970-152-3	M2-0231	D1.10 D1.10	D-A	P I	SIT SHT	VT-2	Po TABLE 4	To TABLE 5		857
3/4-CC-2-971-152-3	M2-0231	D1.10 D1.10	D-A	P I	SIT SHT	VT-2	Po TABLE 4	To TABLE 5		858
3/4-CC-2-972-152-3	M2-0231	D1.10 D1.10	D-A	P I	SIT SHT	VT-2	Po TABLE 4	To TABLE 5		859
3/4-CC-2-973-152-3	M2-0231	D1.10 D1.10	D-A	P I	SIT SHT	VT-2	Po TABLE 4	To TABLE 5		860
3/4-CC-2-974-152-3	M2-0231	D1.10 D1.10	D-A	P I	SIT SHT	VT-2	Po TABLE 4	To TABLE 5		861

UNIT 2 ASME SECTION XI INSERVICE PRESSURE  
TEST LINE LIST  
TABLE 9

Line/Component No.	Flow Diagram No.	ASME Item	Exam CAT	Test Freq.	Type Test	Exam Method	Test Pressure	Test Temp.	Notes/Comments	REC NO.
=====	=====	=====	=====	=====	=====	=====	=====	=====	=====	=====
** COMPONENT COOLING WATER (CC)										
3/4-CC-2-975-152-3	M2-0231	D1.10 D1.10	D-A	P I	SIT SHT	VT-2	Po TABLE 4	To TABLE 5		862
3/4-CC-2-976-152-3	M2-0231	D1.10 D1.10	D-A	P I	SIT SHT	VT-2	Po TABLE 4	To TABLE 5		863
3/4-CC-2-977-152-3	M2-0231	D1.10 D1.10	D-A	P I	SIT SHT	VT-2	Po TABLE 4	To TABLE 5		864
3/4-CC-2-978-152-3	M2-0231	D1.10 D1.10	D-A	P I	SIT SHT	VT-2	Po TABLE 4	To TABLE 5		865
3/4-CC-2-979-152-3	M2-0231	D1.10 D1.10	D-A	P I	SIT SHT	VT-2	Po TABLE 4	To TABLE 5		866
3/4-CC-2-980-152-3	M2-0231	D1.10 D1.10	D-A	P I	SIT SHT	VT-2	Po TABLE 4	To TABLE 5		867
3/4-CC-2-981-152-3	M2-0231	D1.10 D1.10	D-A	P I	SIT SHT	VT-2	Po TABLE 4	To TABLE 5		868
3/4-CC-2-982-152-3	M2-0229-A	D1.10 D1.10	D-A	P I	SIT SHT	VT-2	Po TABLE 4	To TABLE 5		869
3/4-CC-2-983-152-3	M2-0229-A	D1.10 D1.10	D-A	P I	SIT SHT	VT-2	Po TABLE 4	To TABLE 5		870
3/4-CC-2-984-152-3	M2-0229-A	D1.10 D1.10	D-A	P I	SIT SHT	VT-2	Po TABLE 4	To TABLE 5		871
3/4-CC-2-985-152-3	M2-0229-B	D1.10 D1.10	D-A	P I	SIT SHT	VT-2	Po TABLE 4	To TABLE 5		872
3/4-CC-2-986-152-3	M2-0229-B	D1.10 D1.10	D-A	P I	SIT SHT	VT-2	Po TABLE 4	To TABLE 5		873

UNIT 2 ASME SECTION XI INSERVICE PRESSURE  
TEST LINE LIST  
TABLE 9

Line/Component No.	Flow Diagram No.	ASME Item	Exam CAT	Test Freq.	Type Test	Exam Method	Test Pressure	Test Temp.	Notes/Comments	REC NO.
=====	=====	=====	=====	=====	=====	=====	=====	=====	=====	=====
** COMPONENT COOLING WATER (CC)										
3/4-CC-2-987-152-3	M2-0229-B	D1.10 D1.10	D-A	P I	SIT SHT	VT-2	Po TABLE 4	To TABLE 5		874
3/4-CC-2-988-152-3	M2-0229	D1.10 D1.10	D-A	P I	SIT SHT	VT-2	Po TABLE 4	To TABLE 5		875
3/4-CC-2-989-152-3	M2-0229-B	D1.10 D1.10	D-A	P I	SIT SHT	VT-2	Po TABLE 4	To TABLE 5		876
3/4-CC-2-990-152-3	M2-0230	D1.10 D1.10	D-A	P I	SIT SHT	VT-2	Po TABLE 4	To TABLE 5		877
CP2-CCAHHX-01 HEAT EXCHANGER	M2-0229	D1.10 D1.10	D-A	P I	SIT SHT	VT-2	Po TABLE 4	To TABLE 5	TUBESIDE	903
CP2-CCAHHX-02 HEAT EXCHANGER	M2-0229	D1.10 D1.10	D-A	P I	SIT SHT	VT-2	Po TABLE 4	To TABLE 5	TUBESIDE	904
CP2-CCAPCC-01 PUMP	M2-0229	D1.10 D1.10	D-A	P I	SIT SHT	VT-2	Po TABLE 4	To TABLE 5		901
CP2-CCAPCC-02 PUMP	M2-0229	D1.10 D1.10	D-A	P I	SIT SHT	VT-2	Po TABLE 4	To TABLE 5		902
CP2-CCATST-01 TANK	M2-0229	D1.10 D1.10	D-A	P I	SIT SHT	VT-2	Po TABLE 4	To TABLE 5	(1)	900
12-CC-X-022-152-3	M1-0230	D3.10 D3.10	D-C	P I	SIT SHT	VT-2	Po TABLE 4	To TABLE 5		1968
12-CC-X-038-152-3	M1-0230	D3.10 D3.10	D-C	P I	SIT SHT	VT-2	Po TABLE 4	To TABLE 5		1969
12-CC-X-042-152-3	M1-0230	D3.10 D3.10	D-C	P I	SIT SHT	VT-2	Po TABLE 4	To TABLE 5		1963



UNIT 2 ASME SECTION XI INSERVICE PRESSURE  
TEST LINE LIST  
TABLE 9

Line/Component No.	Flow Diagram No.	ASME Item	Exam CAT	Test Freq.	Type Test	Exam Method	Test Pressure	Test Temp.	Notes/Comments	REC NO.
=====	=====	====	====	=====	====	=====	=====	=====	=====	====
** COMPONENT COOLING WATER (CC)										
12-CC-X-043-152-3	M1-0230	D3.10 D3.10	D-C	P I	SIT SHT	VT-2	Po TABLE 4	To TABLE 5		1970
12-CC-X-044-152-3	M1-0230	D3.10 D3.10	D-C	P I	SIT SHT	VT-2	Po TABLE 4	To TABLE 5		1967
12-CC-X-045-152-3	M1-0230	D3.10 D3.10	D-C	P I	SIT SHT	VT-2	Po TABLE 4	To TABLE 5		1964
3/4-CC-X-904-152-3	M1-0230	D3.10 D3.10	D-C	P I	SIT SHT	VT-2	Po TABLE 4	To TABLE 5		1971
2-CC-X-955-152-3	M1-0230	D3.10 D3.10	D-C	P I	SIT SHT	VT-2	Po TABLE 4	To TABLE 5		1966
2-CC-X-956-152-3	M1-0230	D3.10 D3.10	D-C	P I	SIT SHT	VT-2	Po TABLE 4	To TABLE 5		1965
CP2-CHCICE-05 CONDENSER	M2-0229-A	D1.10 D1.10	D-A	P I	SIT SHT	VT-2	Po TABLE 4	To TABLE 5		905
CP2-CHCICE-06 CONDENSER	M2-0229-B	D1.10 D1.10	D-A	P I	SIT SHT	VT-2	Po TABLE 4	To TABLE 5		906
TCX-CSAHL0-01 LETDOWN HX	M2-0230-A	D1.10 D1.10	D-A	P I	SIT SHT	VT-2	Po TABLE 4	To TABLE 5	SHELLSIDE	909
TCX-CSAHEL-01 EXCESS LETDOWN HX	M2-0231-A	C7.10 C7.20	C-H	P I	SIT SHT	VT-2	Po TABLE 4	To TABLE 5	SHELLSIDE	911
TCX-CSAHSW-01 SEAL WATER HX	M2-0230-A	D1.10 D1.10	D-A	P I	SIT SHT	VT-2	Po TABLE 4	To TABLE 5	SHELLSIDE	910
TCX-CSAPPD-01 OIL COOLER	M2-0230	D1.10 D1.10	D-A	P I	SIT SHT	VT-2	Po TABLE 4	To TABLE 5		908

UNIT 2 ASME SECTION XI INSERVICE PRESSURE  
TEST LINE LIST  
TABLE 9

Line/Component No.	Flow Diagram No.	ASME Item	Exam CAT	Test Freq.	Type Test	Exam Method	Test Pressure	Test Temp.	Notes/Comments	REC NO.
=====	=====	=====	=====	=====	=====	=====	=====	=====	=====	=====
** COMPONENT COOLING WATER (CC)										
CP2-CTAHCS-01 CT HX	M2-0229-A	D1.10 D1.10	D-A	P I	SIT SHT	VT-2	Po TABLE 4	To TABLE 5	SHELLSIDE	892
CP2-CTAHCS-02 CT HX	M2-0229-B	D1.10 D1.10	D-A	P I	SIT SHT	VT-2	Po TABLE 4	To TABLE 5	SHELLSIDE	893
CP2-CTAPCS-01 PUMP SEAL COOLER	M2-0229-A	D1.10 D1.10	D-A	P I	SIT SHT	VT-2	Po TABLE 4	To TABLE 5		896
CP2-CTAPCS-02 PUMP SEAL COOLER	M2-0229-B	D1.10 D1.10	D-A	P I	SIT SHT	VT-2	Po TABLE 4	To TABLE 5		897
CP2-CTAPCS-03 PUMP SEAL COOLER	M2-0229-A	D1.10 D1.10	D-A	P I	SIT SHT	VT-2	Po TABLE 4	To TABLE 5		898
CP2-CTAPCS-04 PUMP SEAL COOLER	M2-0229-B	D1.10 D1.10	D-A	P I	SIT SHT	VT-2	Po TABLE 4	To TABLE 5		899
TCX-RCPCPC-01 RC PUMP COOLERS	M2-0231	D1.10 D1.10	D-A	P I	SIT SHT	VT-2	Po TABLE 4	To TABLE 5	(5)	912
TCX-RCPCPC-02 RC PUMP COOLERS	M2-0231	D1.10 D1.10	D-A	P I	SIT SHT	VT-2	Po TABLE 4	To TABLE 5	(5)	913
TCX-RCPCPC-03 RC PUMP COOLERS	M2-0231	D1.10 D1.10	D-A	P I	SIT SHT	VT-2	Po TABLE 4	To TABLE 5	(5)	914
TCX-RCPCPC-04 RC PUMP COOLERS	M2-0231	D1.10 D1.10	D-A	P I	SIT SHT	VT-2	Po TABLE 4	To TABLE 5	(5)	915
TCX-RHAHRS-01 RHR HX	M2-0229-A	D1.10 D1.10	D-A	P I	SIT SHT	VT-2	Po TABLE 4	To TABLE 5	SHELLSIDE	890
TCX-RHAHRS-02 RHR HX	M2-0229-B	D1.10 D1.10	D-A	P I	SIT SHT	VT-2	Po TABLE 4	To TABLE 5	SHELLSIDE	891

UNIT 2 ASME SECTION XI INSERVICE PRESSURE  
TEST LINE LIST  
TABLE 9

Line/Component No. =====	Flow Diagram No. =====	ASME Item =====	Exam CAT =====	Test Freq. =====	Type Test =====	Exam Method =====	Test Pressure =====	Test Temp. =====	Notes/Comments =====	REC NO. =====
** COMPONENT COOLING WATER (CC)										
TCX-RHAPRH-01 PUMP SEAL COOLER	M2-0229-A	D1.10 D1.10	D-A	P I	SIT SHT	VT-2	Po TABLE 4	To TABLE 5		894
TCX-RHAPRH-02 PUMP SEAL COOLER	M2-0229-B	D1.10 D1.10	D-A	P I	SIT SHT	VT-2	Po TABLE 4	To TABLE 5		895
TCX-WPAHRD-01 RC DRAIN TANK HX	M2-0231-A	D1.10 D1.10	D-A	P I	SIT SHT	VT-2	Po TABLE 4	To TABLE 5	SHELLSIDE	907

UNIT 2 ASME SECTION XI INSERVICE PRESSURE  
TEST LINE LIST  
TABLE 9

Line/Component No.	Flow Diagram No.	ASME Item	Exam CAT	Test Freq.	Type Test	Exam Method	Test Pressure	Test Temp.	Notes/Comments	REC NO.
=====	=====	====	=====	=====	====	=====	=====	=====	=====	====
** CONTAINMENT SPRAY (CT)										
16-CT-2-003-151R-2	M2-0232-A	C7.30 C7.40	C-H	P I	SFT SHT	VT-2	Po TABLE 4	To TABLE 5		1290
16-CT-2-004-151R-2	M2-0232-A	C7.30 C7.40	C-H	P I	SFT SHT	VT-2	Po TABLE 4	To TABLE 5		1291
12-CT-2-005-151R-2	M2-0232 M2-0232-A	C7.30 C7.40	C-H	P I	SFT SHT	VT-2	Po TABLE 4	To TABLE 5		1292
12-CT-2-006-151R-2	M2-0232 M2-0232-A	C7.30 C7.40	C-H	P I	SFT SHT	VT-2	Po TABLE 4	To TABLE 5		1293
12-CT-2-007-151R-2	M2-0232	C7.30 C7.40	C-H	P I	SFT SHT	VT-2	Po TABLE 4	To TABLE 5		1294
12-CT-2-008-151R-2	M2-0232	C7.30 C7.40	C-H	P I	SFT SHT	VT-2	Po TABLE 4	To TABLE 5		1295
10-CT-2-009-301R-2	M2-0232	C7.30 C7.40	C-H	P I	SFT SHT	VT-2	Po TABLE 4	To TABLE 5		1296
10-CT-2-010-301R-2	M2-0232	C7.30 C7.40	C-H	P I	SFT SHT	VT-2	Po TABLE 4	To TABLE 5		1297
10-CT-2-011-301R-2	M2-0232	C7.30 C7.40	C-H	P I	SFT SHT	VT-2	Po TABLE 4	To TABLE 5		1298
10-CT-2-012-301R-2	M2-0232	C7.30 C7.40	C-H	P I	SFT SHT	VT-2	Po TABLE 4	To TABLE 5		1299
16-CT-2-013-301R-2	M2-0232	C7.30 C7.40	C-H	P I	SFT OFT	VT-2	Po N/A	To N/A	UPSTRM 2CT-0052	1300
16-CT-2-014-301R-2	M2-0232	C7.30 C7.40	C-H	P I	SFT OFT	VT-2	Po N/A	To N/A	UPSTRM 2CT-0003	1301

UNIT 2 ASME SECTION XI INSERVICE PRESSURE  
TEST LINE LIST  
TABLE 9

Line/Component No. =====	Flow Diagram No. =====	ASME Item ====	Exam CAT ====	Test Freq. =====	Type Test ====	Exam Method =====	Test Pressure =====	Test Temp. =====	Notes/Comments =====	REC NO. ====
** CONTAINMENT SPRAY (CT)										
10-CT-2-015-301R-2	M2-0232	C7.30 C7.40	C-H	P I	SFT SHT	VT-2	Po TABLE 4	To TABLE 5		1302
10-CT-2-016-301R-2	M2-0232	C7.30 C7.40	C-H	P I	SFT SHT	VT-2	Po TABLE 4	To TABLE 5		1303
10-CT-2-017-301R-2	M2-0232 M2-0232-A	C7.30 C7.40	C-H	P I	SFT OFT	VT-2	Po TABLE 4	To TABLE 5	(3)	1759
4-CT-2-018-301R-2	M2-0232	C7.30 C7.40	C-H	P I	SFT SHT	VT-2	Po TABLE 4	To TABLE 5		1304
4-CT-2-019-301R-2	M2-0232	C7.30 C7.40	C-H	P I	SFT SHT	VT-2	Po TABLE 4	To TABLE 5		1305
4-CT-2-020-301R-2	M2-0232	C7.30 C7.40	C-H	P I	SFT SHT	VT-2	Po TABLE 4	To TABLE 5		1306
4-CT-2-021-301R-2	M2-0232	C7.30 C7.40	C-H	P I	SFT SHT	VT-2	Po TABLE 4	To TABLE 5		1307
16-CT-2-024-301R-2	M2-0232	C7.30 C7.40	C-H	P I	SFT SHT	VT-2	Po TABLE 4	To TABLE 5		1308
16-CT-2-025-301R-2	M2-0232	C7.30 C7.40	C-H	P I	SFT SHT	VT-2	Po TABLE 4	To TABLE 5		1309
3-CT-2-041-151R-3	M2-0232-A	D2.10 D2.10	D-B	P I	SFT SHT	VT-2	Po TABLE 4	To TABLE 5		1323
3-CT-2-055-151R-3	M2-0232-A	D2.10 D2.10	D-B	P I	SFT SHT	VT-2	Po TABLE 4	To TABLE 5		1336
6-CT-2-056-301R-2	M2-0232	C7.30 C7.40	C-H	P I	SFT OFT	VT-2	Po N/A	To N/A	(3)	1760

UNIT 2 ASME SECTION XI INSERVICE PRESSURE  
TEST LINE LIST  
TABLE 9

Line/Component No. =====	Flow Diagram No. =====	ASME Item ====	Exam CAT ====	Test Freq. =====	Type Test ====	Exam Method =====	Test Pressure =====	Test Temp. =====	Notes/Comments =====	REC NO. ====
** CONTAINMENT SPRAY (CT)										
6-CT-2-057-301R-2	M2-0232	C7.30 C7.40	C-H	P I	SFT OFT	VT-2	Po N/A	To N/A	(3)	1761
2-CT-2-058-301R-2	M2-0232	C7.30 C7.40	C-H	P I	SFT OFT	VT-2	Po N/A	To N/A		1337
2-CT-2-059-301R-2	M2-0232	C7.30 C7.40	C-H	P I	SFT OFT	VT-2	Po N/A	To N/A		1338
2-CT-2-060-301R-2	M2-0232	C7.30 C7.40	C-H	P I	SFT OFT	VT-2	Po N/A	To N/A		1339
2-CT-2-061-301R-2	M2-0232	C7.30 C7.40	C-H	P I	SFT OFT	VT-2	Po N/A	To N/A		1340
2-CT-2-062-151R-3	M2-0232	D2.10 D2.10	D-B	P I	SFT SHT	VT-2	Po TABLE 4	To TABLE 5		1341
2-CT-2-063-151R-3	M2-0232	D2.10 D2.10	D-B	P I	SFT SHT	VT-2	Po TABLE 4	To TABLE 5		1342
2-CT-2-064-151R-3	M2-0232	D2.10 D2.10	D-B	P I	SFT SHT	VT-2	Po TABLE 4	To TABLE 5		1343
2-CT-2-065-151R-3	M2-0232	D2.10 D2.10	D-B	P I	SFT SHT	VT-2	Po TABLE 4	To TABLE 5		1344
3-CT-2-066-151R-2	M2-0232-A	C7.30 C7.40	C-H	P I	SFT SHT	VT-2	Po TABLE 4	To TABLE 5		1345
3-CT-2-069-151-3	M2-0232-A	D2.10 D2.10	D-B	P I	SFT SHT	VT-2	Po TABLE 4	To TABLE 5		1347
10-CT-2-083-301R-2	M2-0232	C7.30 C7.40	C-H	P I	SFT OFT	VT-2	Po N/A	To N/A	(3)	1762

UNIT 2 ASME SECTION XI INSERVICE PRESSURE  
TEST LINE LIST  
TABLE 9

Line/Component No. =====	Flow Diagram No. =====	ASME Item ----	Exam CAT ----	Test Freq. -----	Type Test ----	Exam Method -----	Test Pressure -----	Test Temp. -----	Notes/Comments =====	REC NO. ----
** CONTAINMENT SPRAY (CT)										
2-CT-2-084-301R-2	M2-0232	C7.30 C7.40	C-H	P I	SFT SHT	VT-2	Po TABLE 4	To TABLE 5		1358
2-CT-2-085-301R-2	M2-0232	C7.30 C7.40	C-H	P I	SFT SHT	VT-2	Po TABLE 4	To TABLE 5		1359
2-CT-2-086-301R-2	M2-0232	C7.30 C7.40	C-H	P I	SFT SHT	VT-2	Po TABLE 4	To TABLE 5		1360
2-CT-2-087-301R-2	M2-0232	C7.30 C7.40	C-H	P I	SFT SHT	VT-2	Po TABLE 4	To TABLE 5		1361
3-CT-2-088-151R-3	M2-0232 M2-0232-A	D2.10 D2.10	D-B	P I	SFT SHT	VT-2	Po TABLE 4	To TABLE 5		1362
3-CT-2-089-151R-3	M2-0232 M2-0232-A	D2.10 D2.10	D-B	P I	SFT SHT	VT-2	Po TABLE 4	To TABLE 5		1363
2-CT-2-098-151R-2	M2-0232	C7.30 C7.40	C-H	P I	SFT SHT	VT-2	Po TABLE 4	To TABLE 5		1372
2-CT-2-099-151R-2	M2-0232	C7.30 C7.40	C-H	P I	SFT SHT	VT-2	Po TABLE 4	To TABLE 5		1373
2-CT-2-100-151R-2	M2-0232	C7.30 C7.40	C-H	P I	SFT SHT	VT-2	Po TABLE 4	To TABLE 5		1374
2-CT-2-101-151R-2	M2-0232	C7.30 C7.40	C-H	P I	SFT SHT	VT-2	Po TABLE 4	To TABLE 5		1375
2-CT-2-102-301R-2	M2-0232	C7.30 C7.40	C-H	P I	SFT SHT	VT-2	Po TABLE 4	To TABLE 5		1376
2-CT-2-103-301R-2	M2-0232	C7.30 C7.40	C-H	P I	SFT SHT	VT-2	Po TABLE 4	To TABLE 5		1377

UNIT 2 ASME SECTION XI INSERVICE PRESSURE  
TEST LINE LIST  
TABLE 9

Line/Component No.	Flow Diagram No.	ASME Item	Exam CAT	Test Freq.	Type Test	Exam Method	Test Pressure	Test Temp.	Notes/Comments	REC NO.
=====	=====	=====	=====	=====	=====	=====	=====	=====	=====	=====
** CONTAINMENT SPRAY (CT)										
2-CT-2-104-301R-2	M2-0232	C7.30 C7.40	C-H	P I	SFT SHT	VT-2	Po TABLE 4	To TABLE 5		1378
2-CT-2-105-301R-2	M2-0232	C7.30 C7.40	C-H	P I	SFT SHT	VT-2	Po TABLE 4	To TABLE 5		1379
4-CT-2-106-301R-2	M2-0232	C7.30 C7.40	C-H	P I	SFT OFT	VT-2	Po TABLE 4	To TABLE 5	(3)	1763
4-CT-2-108-301R-2	M2-0232	C7.30 C7.40	C-H	P I	SFT OFT	VT-2	Po TABLE 4	To TABLE 5	(3)	1764
4-CT-2-110-301R-2	M2-0232	C7.30 C7.40	C-H	P I	SFT OFT	VT-2	Po TABLE 4	To TABLE 5	(3)	1765
4-CT-2-112-301R-2	M2-0232	C7.30 C7.40	C-H	P I	SFT OFT	VT-2	Po TABLE 4	To TABLE 5	(3)	1766
16-CT-2-120-151R-2	M2-0232-A	C7.30 C7.40	C-H	P I	SFT SHT	VT-2	Po TABLE 4	To TABLE 5		1382
16-CT-2-121-151R-2	M2-0232-A	C7.30 C7.40	C-H	P I	SFT SHT	VT-2	Po TABLE 4	To TABLE 5		1383
10-CT-2-128-151R-2	M2-0232A	C7.30 C7.40	C-H	P I	SFT OFT	VT-2	Po N/A	To N/A	(3)	1814
2-CT-2-133-151-3	M2-0232-A	D2.10 D2.10	D-B	P I	SFT SHT	VT-2	Po TABLE 4	To TABLE 5		1389
1/2-CT-2-905-1501R-2	M2-0232	C7.30 C7.40	C-H	P I	SFT SHT	VT-2	Po TABLE 4	To TABLE 5		1394
1/2-CT-2-906-1501R-2	M2-0232	C7.30 C7.40	C-H	P I	SFT SHT	VT-2	Po TABLE 4	To TABLE 5		1395



UNIT 2 ASME SECTION XI INSERVICE PRESSURE  
TEST LINE LIST  
TABLE 9

Line/Component No.	Flow Diagram No.	ASME Item	Exam CAT	Test Freq.	Type Test	Exam Method	Test Pressure	Test Temp.	Notes/Comments	REC NO.
=====	=====	=====	=====	=====	=====	=====	=====	=====	=====	=====
** CONTAINMENT SPRAY (CT)										
1/2-CT-2-907-1501R-2	M2-0232	C7.30 C7.40	C-H	P I	SFT SHT	VT-2	Po TABLE 4	To TABLE 5		1819
1/2-CT-2-908-1501R-2	M2-0232	C7.30 C7.40	C-H	P I	SFT SHT	VT-2	Po TABLE 4	To TABLE 5		1396
1/2-CT-2-909-1501R-2	M2-0232	C7.30 C7.40	C-H	P I	SFT SHT	VT-2	Po TABLE 4	To TABLE 5		1397
1/2-CT-2-910-1501R-2	M2-0232	C7.30 C7.40	C-H	P I	SFT SHT	VT-2	Po TABLE 4	To TABLE 5		1398
1/2-CT-2-911-1501R-2	M2-0232	C7.30 C7.40	C-H	P I	SFT SHT	VT-2	Po TABLE 4	To TABLE 5		1399
1/2-CT-2-912-1501R-2	M2-0232	C7.30 C7.40	C-H	P I	SFT SHT	VT-2	Po TABLE 4	To TABLE 5		1400
1/2-CT-2-913-1501R-2	M2-0232	C7.30 C7.40	C-H	P I	SFT SHT	VT-2	Po TABLE 4	To TABLE 5		1401
1/2-CT-2-914-1501R-2	M2-0232	C7.30 C7.40	C-H	P I	SFT SHT	VT-2	Po TABLE 4	To TABLE 5		1402
1/2-CT-2-915-1501R-2	M2-0232	C7.30 C7.40	C-H	P I	SFT SHT	VT-2	Po TABLE 4	To TABLE 5		1403
1/2-CT-2-916-1501R-2	M2-0232	C7.30 C7.40	C-H	P I	SFT SHT	VT-2	Po TABLE 4	To TABLE 5		1404
1/2-CT-2-917-1501R-2	M2-0232	C7.30 C7.40	C-H	P I	SFT SHT	VT-2	Po TABLE 4	To TABLE 5		1405
1/2-CT-2-918-1501R-2	M2-0232	C7.30 C7.40	C-H	P I	SFT SHT	VT-2	Po TABLE 4	To TABLE 5		1406

UNIT 2 ASME SECTION XI INSERVICE PRESSURE  
TEST LINE LIST  
TABLE 9

Line/Component No. =====	Flow Diagram No. =====	ASME Item =====	Exam CAT =====	Test Freq. =====	Type Test =====	Exam Method =====	Test Pressure =====	Test Temp. =====	Notes/Comments =====	REC NO. =====
** CONTAINMENT SPRAY (CT)										
1/2-CT-2-919-1501R-2	M2-0232	C7.30 C7.40	C-H	P I	SFT SHT	VT-2	Po TABLE 4	To TABLE 5		1407
1/2-CT-2-920-1501R-2	M2-0232	C7.30 C7.40	C-H	P I	SFT SHT	VT-2	Po TABLE 4	To TABLE 5		1408
1/2-CT-2-921-1501R-2	M2-0232	C7.30 C7.40	C-H	P I	SFT SHT	VT-2	Po TABLE 4	To TABLE 5		1409
1/2-CT-2-922-1501R-2	M2-0232	C7.30 C7.40	C-H	P I	SFT SHT	VT-2	Po TABLE 4	To TABLE 5		1410
1/2-CT-2-923-1501R-2	M2-0232	C7.30 C7.40	C-H	P I	SFT SHT	VT-2	Po TABLE 4	To TABLE 5		1411
1/2-CT-2-924-1501R-2	M2-0232	C7.30 C7.40	C-H	P I	SFT SHT	VT-2	Po TABLE 4	To TABLE 5		1412
1/2-CT-2-925-1501R-2	M2-0232	C7.30 C7.40	C-H	P I	SFT SHT	VT-2	Po TABLE 4	To TABLE 5		1413
1/2-CT-2-926-1501R-2	M2-0232	C7.30 C7.40	C-H	P I	SFT SHT	VT-2	Po TABLE 4	To TABLE 5		1414
1/2-CT-2-927-1501R-2	M2-0232	C7.30 C7.40	C-H	P I	SFT SHT	VT-2	Po TABLE 4	To TABLE 5		1415
1/2-CT-2-928-1501R-2	M2-0232	C7.30 C7.40	C-H	P I	SFT SHT	VT-2	Po TABLE 4	To TABLE 5		1416
1/2-CT-2-929-1501R-2	M2-0232	C7.30 C7.40	C-H	P I	SFT SHT	VT-2	Po TABLE 4	To TABLE 5		1417
1/2-CT-2-930-1501R-2	M2-0232	C7.30 C7.40	C-H	P I	SFT SHT	VT-2	Po TABLE 4	To TABLE 5		1418

UNIT 2 ASME SECTION XI INSERVICE PRESSURE  
TEST LINE LIST  
TABLE 9

Line/Component No.	Flow Diagram No.	ASME Item	Exam CAT	Test Freq.	Type Test	Exam Method	Test Pressure	Test Temp.	Notes/Comments	REC NO.
=====	=====	====	====	=====	====	=====	=====	=====	=====	====
** CONTAINMENT SPRAY (CT)										
1/2-CT-2-931-1501R-2	M2-0232	C7.30 C7.40	C-H	P I	SFT SHT	VT-2	Po TABLE 4	To TABLE 5		1419
1/2-CT-2-932-1501R-2	M2-0232	C7.30 C7.40	C-H	P I	SFT SHT	VT-2	Po TABLE 4	To TABLE 5		1420
1/2-CT-2-933-1501R-2	M2-0232	C7.30 C7.40	C-H	P I	SFT SHT	VT-2	Po TABLE 4	To TABLE 5		1421
1/2-CT-2-934-1501R-2	M2-0232	C7.30 C7.40	C-H	P I	SFT SHT	VT-2	Po TABLE 4	To TABLE 5		1422
1/2-CT-2-935-1501R-2	M2-0232	C7.30 C7.40	C-H	P I	SFT SHT	VT-2	Po TABLE 4	To TABLE 5		1423
1/2-CT-2-936-1501R-2	M2-0232	C7.30 C7.40	C-H	P I	SFT SHT	VT-2	Po TABLE 4	To TABLE 5		1424
CP2-CTEDCS-01 CHEM EDUCTOR	M2-0232	C7.30 C7.40	C-H	P I	SFT SHT	VT-2	Po TABLE 4	To TABLE 5		1431
CP2-CTEDCS-02 CHEM EDUCTOR	M2-0232	C7.30 C7.40	C-H	P I	SFT SHT	VT-2	Po TABLE 4	To TABLE 5		1432
CP2-CTEDCS-03 CHEM EDUCTOR	M2-0232	C7.30 C7.40	C-H	P I	SFT SHT	VT-2	Po TABLE 4	To TABLE 5		1433
CP2-CTEDCS-04 CHEM EDUCTOR	M2-0232	C7.30 C7.40	C-H	P I	SFT SHT	VT-2	Po TABLE 4	To TABLE 5		1434
CP2-CTAHCS-01 CT HX	M2-0232	C7.10 C7.20	C-H	P I	SFT SHT	VT-2	Po TABLE 4	To TABLE 5		1425
CP2-CTAHCS-02 CT HX	M2-0232	C7.10 C7.20	C-H	P I	SFT SHT	VT-2	Po TABLE 4	To TABLE 5		1426

UNIT 2 ASME SECTION XI INSERVICE PRESSURE  
TEST LINE LIST  
TABLE 9

Line/Component No.	Flow Diagram No.	ASME Item	Exam CAT	Test Freq.	Type Test	Exam Method	Test Pressure	Test Temp.	Notes/Comments	REC NO.
=====	=====	====	====	=====	====	=====	=====	=====	=====	====
** CONTAINMENT SPRAY (CT)										
CP2-CTAPCS-01 PUMP	M2-0232	C7.50 C7.60	C-H	P I	SFT SHT	VT-2	Po TABLE 4	To TABLE 5		1427
CP2-CTAPCS-02 PUMP	M2-0232	C7.50 C7.60	C-H	P I	SFT SHT	VT-2	Po TABLE 4	To TABLE 5		1428
CP2-CTAPCS-03 PUMP	M2-0232	C7.50 C7.60	C-H	P I	SFT SHT	VT-2	Po TABLE 4	To TABLE 5		1429
CP2-CTAPCS-04 PUMP	M2-0232	C7.50 C7.60	C-H	P I	SFT SHT	VT-2	Po TABLE 4	To TABLE 5		1430
CP2-CTATCA-01 TANK	M2-0232-A	D2.10 D2.10	D-B	P I	SFT SHT	VT-2	Po TABLE 4	To TABLE 5		1436
CP2-CTATRW-01 TANK	M2-0232-A	C7.10 C7.20	C-H	P I	SFT SHT	VT-2	Po TABLE 4	To TABLE 5	(1)	1435

UNIT 2 ASME SECTION XI INSERVICE PRESSURE  
TEST LINE LIST  
TABLE 9

Line/Component No.	Flow Diagram No.	ASME Item	Exam CAT	Test Freq.	Type Test	Exam Method	Test Pressure	Test Temp.	Notes/Comments	REC NO.
=====	=====	=====	=====	=====	=====	=====	=====	=====	=====	=====
** DEMINERALIZED & REACTOR WATER MAKE-UP (DD)										
3-DD-2-004-151-3	M2-0241	D1.10 D1.10	D-A	P I	SIT SHT	VT-2	Po TABLE 4	To TABLE 5		548
4-DD-2-005-151-3	M2-0241	D1.10 D1.10	D-A	P I	SIT SHT	VT-2	Po TABLE 4	To TABLE 5	(1)	549
4-DD-2-008-151-3	M2-0241	D1.10 D1.10	D-A	P I	SIT SHT	VT-2	Po TABLE 4	To TABLE 5	(1)	550
2-DD-2-009-151-3	M2-0241	D1.10 D1.10	D-A	P I	SIT SHT	VT-2	Po TABLE 4	To TABLE 5		551
4-DD-2-012-151-3	M2-0241	D1.10 D1.10	D-A	P I	SIT SHT	VT-2	Po TABLE 4	To TABLE 5	(1) UPSTRM OF 100-011	552
4-DD-2-013-151-3	M2-0241	D1.10 D1.10	D-A	P I	SIT SHT	VT-2	Po TABLE 4	To TABLE 5		553
3-DD-2-014-151-3	M2-0241	D1.10 D1.10	D-A	P I	SIT SHT	VT-2	Po TABLE 4	To TABLE 5		554
1-DD-2-015-151-3	M2-0241	D1.10 D1.10	D-A	P I	SIT SHT	VT-2	Po TABLE 4	To TABLE 5		555
3-DD-2-016-151-3	M2-0241	D1.10 D1.10	D-A	P I	SIT SHT	VT-2	Po TABLE 4	To TABLE 5		556
3-DD-2-017-151-3	M2-0241	D1.10 D1.10	D-A	P I	SIT SHT	VT-2	Po TABLE 4	To TABLE 5		557
3-DD-2-018-151-3	M2-0241	D1.10 D1.10	D-A	P I	SIT SHT	VT-2	Po TABLE 4	To TABLE 5		558
3-DD-2-019-151-3	M2-0241	D3.10 D3.10	D-C	P I	SIT SHT	VT-2	Po TABLE 4	To TABLE 5		559

UNIT 2 ASME SECTION XI INSERVICE PRESSURE  
TEST LINE LIST  
TABLE 9

Line/Component No. =====	Flow Diagram No. =====	ASME Item ====	Exam CAT ====	Test Freq. =====	Type Test ====	Exam Method =====	Test Pressure =====	Test Temp. =====	Notes/Comments =====	REC NO. ===
** DEMINERALIZED & REACTOR WATER MAKE-UP (DD)										
2-DD-2-020-151-3	M2-0241	D1.10 D1.10	D-A	P I	SIT SHT	VT-2	Po TABLE 4	To TABLE 5		560
1-DD-2-027-151-3	M2-0241	D1.10 D1.10	D-A	P I	SIT SHT	VT-2	Po TABLE 4	To TABLE 5	(1) DNSTRM OF 100-027	561
3-DD-2-034-151-2	M2-0242	C7.30 C7.40	C-H	P I	SFT SHT	VT-2	Po TABLE 4	To TABLE 5	(2)	562
1-DD-2-097-151-3	M2-0241	D1.10 D1.10	D-A	P I	SIT SHT	VT-2	Po TABLE 4	To TABLE 5		563
3-DD-2-113-152-3	M2-0241	D1.10 D1.10	D-A	P I	SIT SHT	VT-2	Po TABLE 4	To TABLE 5		564
1-DD-2-114-152-3	M2-0241	D1.10 D1.10	D-A	P I	SIT SHT	VT-2	Po TABLE 4	To TABLE 5		565
1-DD-2-124-151-3	M2-0241	D1.10 D1.10	D-A	P I	SIT SHT	VT-2	Po TABLE 4	To TABLE 5	(1)	1820
3/4-DD-2-914-151-2	M2-0242	C7.30 C7.40	C-H	P I	SFT SHT	VT-2	Po TABLE 4	To TABLE 5	(2)	566
3/4-DD-2-917-151-3	M2-0241	D1.10 D1.10	D-A	P I	SIT SHT	VT-2	Po TABLE 4	To TABLE 5		1776
3/4-DD-2-918-151-3	M2-0241	D1.10 D1.10	D-A	P I	SIT SHT	VT-2	Po TABLE 4	To TABLE 5	(1)	1777
CP2-DDAPRM-01 PUMP	M2-0241	D1.10 D1.10	D-A	P I	SIT SHT	VT-2	Po TABLE 4	To TABLE 5		568
CP2-DDATRM-01 TANK	M2-0241	D1.10 D1.10	D-A	P I	SIT SHT	VT-2	Po TABLE 4	To TABLE 5		567

UNIT 2 ASME SECTION XI INSERVICE PRESSURE  
TEST LINE LIST  
TABLE 9

Line/Component No. =====	Flow Diagram No. =====	ASME Item ----	Exam CAT ----	Test Freq. -----	Type Test ----	Exam Method -----	Test Pressure -----	Test Temp. -----	Notes/Comments =====	REC NO. ----
** DIESEL GENERATOR AUXILIARY (DO)										
2-DO-2-003-152-3	M2-0215-F	D2.10 D2.10	D-B	P I	SFT SHT	VT-2	Po TABLE 4	To TABLE 5		3
1 1/2-DO-2-007-152-3	M2-0215-F	D2.10 D2.10	D-B	P I	SFT SHT	VT-2	Po TABLE 4	To TABLE 5		4
2-DO-2-008-152-3	M2-0215-F	D2.10 D2.10	D-B	P I	SFT SHT	VT-2	Po TABLE 4	To TABLE 5		5
2-DO-2-009-152-3	M2-0215-F	D2.10 D2.10	D-B	P I	SFT SHT	VT-2	Po TABLE 4	To TABLE 5		6
2-DO-2-015-152-3	M2-0215-G	D2.10 D2.10	D-B	P I	SFT SHT	VT-2	Po TABLE 4	To TABLE 5		1956
1 1/2-DO-2-020-152-3	M2-0215-F	D2.10 D2.10	D-B	P I	SFT SHT	VT-2	Po TABLE 4	To TABLE 5		7
1 1/2-DO-2-027-152-3	M2-0215-G	D2.10 D2.10	D-B	P I	SFT SHT	VT-2	Po TABLE 4	To TABLE 5		8
1 1/2-DO-2-028-152-3	M2-0215-G	D2.10 D2.10	D-B	P I	SFT SHT	VT-2	Po TABLE 4	To TABLE 5		9
2-DO-2-031-152-3	M2-0215-G	D2.10 D2.10	D-B	P I	SFT SHT	VT-2	Po TABLE 4	To TABLE 5		1837
3-DO-2-034-602-3	M2-0215-D	D2.10 D2.10	D-B	P I	SFT SPT	VT-2	Po TABLE 4	To TABLE 5		10
2-DO-2-036-152-3	M2-0215-G	D2.10 D2.10	D-B	P I	SFT SHT	VT-2	Po TABLE 4	To TABLE 5		11
3-DO-2-039-602-3	M2-0215-D	D2.10 D2.10	D-B	P I	SFT SPT	VT-2	Po TABLE 4	To TABLE 5		12

UNIT 2 ASME SECTION XI INSERVICE PRESSURE  
TEST LINE LIST  
TABLE 9

Line/Component No. =====	Flow Diagram No. =====	ASME Item ====	Exam CAT ====	Test Freq. =====	Type Test ====	Exam Method =====	Test Pressure =====	Test Temp. =====	Notes/Comments =====	REC NO. ====
** DIESEL GENERATOR AUXILIARY (DO)										
3/4-DO-2-044-152-3	M2-0215-F	D2.10 D2.10	D-B	P I	SFT SPT	VT-2	Po TABLE 4	To TABLE 5		1841
3-DO-2-054-602-3	M2-0215-E	D2.10 D2.10	D-B	P I	SFT SPT	VT-2	Po TABLE 4	To TABLE 5		13
3-DO-2-059-602-3	M2-0215-E	D2.10 D2.10	D-B	P I	SFT SPT	VT-2	Po TABLE 4	To TABLE 5		14
1 1/2-DO-2-077-602-3	M2-0215-D	D2.10 D2.10	D-B	P I	SFT SPT	VT-2	Po TABLE 4	To TABLE 5		15
1 1/2-DO-2-078-602-3	M2-0215-D	D2.10 D2.10	D-B	P I	SFT SPT	VT-2	Po TABLE 4	To TABLE 5		16
1 1/2-DO-2-079-602-3	M2-0215-E	D2.10 D2.10	D-B	P I	SFT SPT	VT-2	Po TABLE 4	To TABLE 5		17
1 1/2-DO-2-080-602-3	M2-0215-E	D2.10 D2.10	D-B	P I	SFT SPT	VT-2	Po TABLE 4	To TABLE 5		18
2-DO-2-081-152-3	M2-0215-F	D2.10 D2.10	D-B	P I	SFT SPT	VT-2	Po TABLE 4	To TABLE 5	DWNSTM OF 2DO-051	1857
2-DO-2-082-152-3	M2-0215-G	D2.10 D2.10	D-B	P I	SFT SPT	VT-2	Po TABLE 4	To TABLE 5	DWNSTM OF 2DO-050	1858
1 1/2-DO-2-083-152-3	M2-0215-F	D2.10 D2.10	D-B	P I	SFT SHT	VT-2	Po TABLE 4	To TABLE 5		19
1 1/2-DO-2-084-152-3	M2-0215-F	D2.10 D2.10	D-B	P I	SFT SHT	VT-2	Po TABLE 4	To TABLE 5		20
1 1/2-DO-2-085-152-3	M2-0215-G	D2.10 D2.10	D-B	P I	SFT SHT	VT-2	Po TABLE 4	To TABLE 5		1859



UNIT 2 ASME SECTION XI INSERVICE PRESSURE  
TEST LINE LIST  
TABLE 9

Line/Component No.	Flow Diagram No.	ASME Item	Exam CAT	Test Freq.	Type Test	Exam Method	Test Pressure	Test Temp.	Notes/Comments	REC NO.
-----	-----	----	----	-----	----	-----	-----	-----	-----	----
** DIESEL GENERATOR AUXILIARY (DO)										
1 1/2-DO-2-086-152-3	M2-0215-G	D2.10 D2.10	D-B	P I	SFT SHT	VT-2	Po TABLE 4	To TABLE 5		1860
4-DO-2-093-602-3	M2-0215-D	D2.10 D2.10	D-B	P I	SFT SPT	VT-2	Po TABLE 4	To TABLE 5		21
3-DO-2-094-602-3	M2-0215-D	D2.10 D2.10	D-B	P I	SFT SPT	VT-2	Po TABLE 4	To TABLE 5		22
4-DO-2-095-602-3	M2-0215-D	D2.10 D2.10	D-B	P I	SFT SPT	VT-2	Po TABLE 4	To TABLE 5		23
3-DO-2-096-602-3	M2-0215-D	D2.10 D2.10	D-B	P I	SFT SPT	VT-2	Po TABLE 4	To TABLE 5		24
4-DO-2-097-602-3	M2-0215-E	D2.10 D2.10	D-B	P I	SFT SPT	VT-2	Po TABLE 4	To TABLE 5		25
3-DO-2-098-602-3	M2-0215-E	D2.10 D2.10	D-B	P I	SFT SPT	VT-2	Po TABLE 4	To TABLE 5		26
4-DO-2-099-602-3	M2-0215-E	D2.10 D2.10	D-B	P I	SFT SPT	VT-2	Po TABLE 4	To TABLE 5		27
3-DO-2-100-602-3	M2-0215-E	D2.10 D2.10	D-B	P I	SFT SPT	VT-2	Po TABLE 4	To TABLE 5		28
1 1/2-DO-2-101-602-3	M2-0215-D	D2.10 D2.10	D-B	P I	SFT SPT	VT-2	Po TABLE 4	To TABLE 5		29
1 1/2-DO-2-102-602-3	M2-0215-D	D2.10 D2.10	D-B	P I	SFT SPT	VT-2	Po TABLE 4	To TABLE 5		30
1 1/2-DO-2-103-602-3	M2-0215-E	D2.10 D2.10	D-B	P I	SFT SPT	VT-2	Po TABLE 4	To TABLE 5		1861

UNIT 2 ASME SECTION XI INSERVICE PRESSURE  
TEST LINE LIST  
TABLE 9

Line/Component No.	Flow Diagram No.	ASME Item	Exam CAT	Test Freq.	Type Test	Exam Method	Test Pressure	Test Temp.	Notes/Comments	REC NO.
=====	=====	=====	=====	=====	=====	=====	=====	=====	=====	=====
** DIESEL GENERATOR AUXILIARY (DO)										
1 1/2-DO-2-104-602-3	M2-0215-E	D2.10 D2.10	D-B	P I	SFT SPT	VT-2	Po TABLE 4	To TABLE 5		1862
1-DO-2-905-602-3	M2-0215-D	D2.10 D2.10	D-B	P I	SFT SHT	VT-2	Po TABLE 4	To TABLE 5		1864
1-DO-2-906-602-3	M2-0215-D	D2.10 D2.10	D-B	P I	SFT SPT	VT-2	Po TABLE 4	To TABLE 5		31
1/4-DO-2-907-601-3	M2-0215-D	D2.10 D2.10	D-B	P I	SFT SPT	VT-2	Po TABLE 4	To TABLE 5		32
1/4-DO-2-908-601-3	M2-0215-D	D2.10 D2.10	D-B	P I	SFT SPT	VT-2	Po TABLE 4	To TABLE 5		33
1/4-DO-2-909-601-3	M2-0215-E	D2.10 D2.10	D-B	P I	SFT SPT	VT-2	Po TABLE 4	To TABLE 5		34
1/4-DO-2-910-601-3	M2-0215-E	D2.10 D2.10	D-B	P I	SFT SPT	VT-2	Po TABLE 4	To TABLE 5		35
1-DO-2-911-602-3	M2-0215-E	D2.10 D2.10	D-B	P I	SFT SPT	VT-2	Po TABLE 4	To TABLE 5		36
1-DO-2-912-602-3	M2-0215-E	D2.10 D2.10	D-B	P I	SFT SPT	VT-2	Po TABLE 4	To TABLE 5		37
CP2-DOAPFT-01 TRANSFER PUMP	M2-0215-F	D2.10 D2.10	D-B	P I	SFT SHT	VT-2	Po TABLE 4	To TABLE 5		44
CP2-DOAPFT-02 TRANSFER PUMP	M2-0215-F	D2.10 D2.10	D-B	P I	SFT SHT	VT-2	Po TABLE 4	To TABLE 5		45
CP2-DOAPFT-03 TRANSFER PUMP	M2-0215-G	D2.10 D2.10	D-B	P I	SFT SHT	VT-2	Po TABLE 4	To TABLE 5		46

UNIT 2 ASME SECTION XI INSERVICE PRESSURE  
TEST LINE LIST  
TABLE 9

Line/Component No	Flow Diagram No.	ASME Item	Exam CAT	Test Freq.	Type Test	Exam Method	Test Pressure	Test Temp.	Notes/Comments	REC NO.
=====	=====	====	====	=====	====	=====	=====	=====	=====	====
** DIESEL GENERATOR AUXILIARY (DO)										
CP2-DOAPFT-04 TRANSFER PUMP	M2-0215-G	D2.10 D2.10	D-B	P I	SFT SHT	VT-2	Po TABLE 4	To TABLE 5		47
CP2-DOATDT-01 DAY TANK	M2-0215-F	D2.10 D2.10	D-B	P I	SFT SPT	VT-2	Po TABLE 4	To TABLE 5		1780
CP2-DOATDT-02 DAY TANK	M2-0215-G	D2.10 D2.10	D-B	P I	SFT SPT	VT-2	Po TABLE 4	To TABLE 5		1781
CP2-MEATAR-01 AIR RECEIVER	M2-0215-D	D2.10 D2.10	D-B	P I	SFT SPT	VT-2	Po TABLE 4	To TABLE 5		40
CP2-MEATAR-02 AIR RECEIVER	M2-0215-D	D2.10 D2.10	D-B	P I	SFT SPT	VT-2	Po TABLE 4	To TABLE 5		41
CP2-MEATAR-03 AIR RECEIVER	M2-0215-E	D2.10 D2.10	D-B	P I	SFT SPT	VT-2	Po TABLE 4	To TABLE 5		42
CP2-MEATAR-04 AIR RECEIVER	M2-0215-E	D2.10 D2.10	D-B	P I	SFT SPT	VT-2	Po TABLE 4	To TABLE 5		43

UNIT 2 ASME SECTION XI INSERVICE PRESSURE  
TEST LINE LIST  
TABLE 9

Line/Component No.	Flow Diagram No.	ASME Item	Exam CAT	Test Freq.	Type Test	Exam Method	Test Pressure	Test Temp.	Notes/Comments	REC NO.
=====	=====	=====	=====	=====	=====	=====	=====	=====	=====	=====
** FEEDWATER (FW)										
18-FW-2-017-1303-2	M2-0203-1	C7.30	C-H	P	SIT	VT-2	Po	To		299
	M2-0203-1A	C7.40		I	SHT		TABLE 4	TABLE 5		
18-FW-2-018-1303-2	M2-0203-1	C7.30	C-H	P	SIT	VT-2	Po	To		300
	M2-0203-1A	C7.40		I	SHT		TABLE 4	TABLE 5		
18-FW-2-019-1303-2	M2-0203-1	C7.30	C-H	P	SIT	VT-2	Po	To		301
	M2-0203-1A	C7.40		I	SHT		TABLE 4	TABLE 5		
18-FW-2-020-1303-2	M2-0203-1	C7.30	C-H	P	SIT	VT-2	Po	To		302
	M2-0203-1A	C7.40		I	SHT		TABLE 4	TABLE 5		
1 1/2-FW-2-030-1303-2	M2-0203-1	C7.30	C-H	P	SIT	VT-2	Po	To	EXEMPT: DNSTRM	303
		C7.40		I	SHT		TABLE 4	TABLE 5	FW-156	
1 1/2-FW-2-031-1303-2	M2-0203-1	C7.30	C-H	P	SIT	VT-2	Po	To	EXEMPT: DNSTRM	304
		C7.40		I	SHT		TABLE 4	TABLE 5	FW-157	
1 1/2-FW-2-032-1303-2	M2-0203-1	C7.30	C-H	P	SIT	VT-2	Po	To	EXEMPT: DNSTRM	305
		C7.40		I	SHT		TABLE 4	TABLE 5	FW-158	
1 1/2-FW-2-033-1303-2	M2-0203-1	C7.30	C-H	P	SIT	VT-2	Po	To	EXEMPT: DNSTRM	306
		C7.40		I	SHT		TABLE 4	TABLE 5	FW-159	
18-FW-2-034-2003-2	M2-0203-1	C7.30	C-H	P	SIT	VT-2	Po	To		307
		C7.40		I	SHT		TABLE 4	TABLE 5		
18-FW-2-035-2003-2	M2-0203-1	C7.30	C-H	P	SIT	VT-2	Po	To		308
		C7.40		I	SHT		TABLE 4	TABLE 5		
18-FW-2-036-2003-2	M2-0203-1	C7.30	C-H	P	SIT	VT-2	Po	To		309
		C7.40		I	SHT		TABLE 4	TABLE 5		
18-FW-2-037-2003-2	M2-0203-1	C7.30	C-H	P	SIT	VT-2	Po	To		310
		C7.40		I	SHT		TABLE 4	TABLE 5		

UNIT 2 ASME SECTION XI INSERVICE PRESSURE  
TEST LINE LIST  
TABLE 9

Line/Component No. =====	Flow Diagram No. =====	ASME Item ====	Exam CAT ====	Test Freq. =====	Type Test ====	Exam Method =====	Test Pressure =====	Test Temp. =====	Notes/Comments =====	REC NO. ====
** FEEDWATER (FW)										
3/4-FW-2-039-1303-2	M2-0203-1	C7.30 C7.40	C-H	P I	SIT SHT	VT-2	Po TABLE 4	To TABLE 5		311
3/4-FW-2-040-1303-2	M2-0203-1	C7.30 C7.40	C-H	P I	SIT SHT	VT-2	Po TABLE 4	To TABLE 5		312
3/4-FW-2-046-1303-2	M2-0203-1	C7.30 C7.40	C-H	P I	SIT SHT	VT-2	Po TABLE 4	To TABLE 5		313
3/4-FW-2-047-1303-2	M2-0203-1	C7.30 C7.40	C-H	P I	SIT SHT	VT-2	Po TABLE 4	To TABLE 5		314
3/4-FW-2-048-1303-2	M2-0203-1	C7.30 C7.40	C-H	P I	SIT SHT	VT-2	Po TABLE 4	To TABLE 5		315
3/4-FW-2-049-1303-2	M2-0203-1	C7.30 C7.40	C-H	P I	SIT SHT	VT-2	Po TABLE 4	To TABLE 5		316
16-FW-2-073-1303-2	M2-0203-1A	C7.30 C7.40	C-H	P I	SIT SHT	VT-2	Po TABLE 4	To TABLE 5		317
16-FW-2-074-1303-2	M2-0203-1A	C7.30 C7.40	C-H	P I	SIT SHT	VT-2	Po TABLE 4	To TABLE 5		318
16-FW-2-075-1303-2	M2-0203-1A	C7.30 C7.40	C-H	P I	SIT SHT	VT-2	Po TABLE 4	To TABLE 5		319
16-FW-2-076-1303-2	M2-0203-1A	C7.30 C7.40	C-H	P I	SIT SHT	VT-2	Po TABLE 4	To TABLE 5		320
6-FW-2-091-2003-2	M2-0203-1	C7.30 C7.40	C-H	P I	SIT SHT	VT-2	Po TABLE 4	To TABLE 5		321
6-FW-2-092-2003-2	M2-0203-1	C7.30 C7.40	C-H	P I	SIT SHT	VT-2	Po TABLE 4	To TABLE 5		322

UNIT 2 ASME SECTION XI INSERVICE PRESSURE  
TEST LINE LIST  
TABLE 9

Line/Component No.	Flow Diagram No.	ASME Item	Exam CAT	Test Freq.	Type Test	Exam Method	Test Pressure	Test Temp.	Notes/Comments	REC NO.
=====	=====	=====	=====	=====	=====	=====	=====	=====	=====	=====
** FEEDWATER (FW)										
6-FW-2-093-2003-2	M2-0203-1	C7.30 C7.40	C-H	P I	SIT SHT	VT-2	Po TABLE 4	To TABLE 5		323
6-FW-2-094-2003-2	M2-0203-1	C7.30 C7.40	C-H	P I	SIT SHT	VT-2	Po TABLE 4	To TABLE 5		324
6-FW-2-095-1303-2	M2-0203-1 M2-0203-1A	C7.30 C7.40	C-H	P I	SIT SHT	VT-2	Po TABLE 4	To TABLE 5		325
6-FW-2-096-1303-2	M2-0203-1 M2-0203-1A	C7.30 C7.40	C-H	P I	SIT SHT	VT-2	Po TABLE 4	To TABLE 5		326
6-FW-2-097-1303-2	M2-0203-1 M2-0203-1A	C7.30 C7.40	C-H	P I	SIT SHT	VT-2	Po TABLE 4	To TABLE 5		327
6-FW-2-098-1303-2	M2-0203-1 M2-0203-1A	C7.30 C7.40	C-H	P I	SIT SHT	VT-2	Po TABLE 4	To TABLE 5		328
6-FW-2-099-1303-2	M2-0203-1A	C7.30 C7.40	C-H	P I	SIT SHT	VT-2	Po TABLE 4	To TABLE 5		329
6-FW-2-100-1303-2	M2-0203-1A	C7.30 C7.40	C-H	P I	SIT SHT	VT-2	Po TABLE 4	To TABLE 5		330
6-FW-2-101-1303-2	M2-0203-1A	C7.30 C7.40	C-H	P I	SIT SHT	VT-2	Po TABLE 4	To TABLE 5		331
6-FW-2-102-1303-2	M2-0203-1A	C7.30 C7.40	C-H	P I	SIT SHT	VT-2	Po TABLE 4	To TABLE 5		332
3-FW-2-103-2003-2	M2-0203-1	C7.30 C7.40	C-H	P I	SIT SHT	VT-2	Po TABLE 4	To TABLE 5		333
3-FW-2-104-2003-2	M2-0203-1	C7.30 C7.40	C-H	P I	SIT SHT	VT-2	Po TABLE 4	To TABLE 5		334

UNIT 2 ASME SECTION XI INSERVICE PRESSURE  
TEST LINE LIST  
TABLE 9

Line/Component No.	Flow Diagram No.	ASME Item	Exam CAT	Test Freq.	Type Test	Exam Method	Test Pressure	Test Temp.	Notes/Comments	REC NO.
=====	=====	=====	=====	=====	=====	=====	=====	=====	=====	=====
** FEEDWATER (FW)										
3-FW-2-105-2003-2	M2-0203-1	C7.30 C7.40	C-H	P I	SIT SHT	VT-2	Po TABLE 4	To TABLE 5		335
3-FW-2-106-2003-2	M2-0203-1	C7.30 C7.40	C-H	P I	SIT SHT	VT-2	Po TABLE 4	To TABLE 5		336
3-FW-2-111-1303-2	M2-0203-1	C7.30 C7.40	C-H	P I	SIT SHT	VT-2	Po TABLE 4	To TABLE 5		337
3-FW-2-112-1303-2	M2-0203-1	C7.30 C7.40	C-H	P I	SIT SHT	VT-2	Po TABLE 4	To TABLE 5		338
3-FW-2-113-1303-2	M2-0203-1	C7.30 C7.40	C-H	P I	SIT SHT	VT-2	Po TABLE 4	To TABLE 5		339
3-FW-2-114-1303-2	M2-0203-1	C7.30 C7.40	C-H	P I	SIT SHT	VT-2	Po TABLE 4	To TABLE 5		340
2-FW-2-900-1303-2	M2-0203-1A	C7.30 C7.40	C-H	P I	SIT SHT	VT-2	Po TABLE 4	To TABLE 5		341
2-FW-2-901-1303-2	M2-0203-1A	C7.30 C7.40	C-H	P I	SIT SHT	VT-2	Po TABLE 4	To TABLE 5		342
2-FW-2-902-1303-2	M2-0203-1A	C7.30 C7.40	C-H	P I	SIT SHT	VT-2	Po TABLE 4	To TABLE 5		343
2-FW-2-903-1303-2	M2-0203-1A	C7.30 C7.40	C-H	P I	SIT SHT	VT-2	Po TABLE 4	To TABLE 5		344
2-FW-2-904-1303-2	M2-0203-1A	C7.30 C7.40	C-H	P I	SIT SHT	VT-2	Po TABLE 4	To TABLE 5		345
2-FW-2-905-1303-2	M2-0203-1A	C7.30 C7.40	C-H	P I	SIT SHT	VT-2	Po TABLE 4	To TABLE 5		346

UNIT 2 ASME SECTION XI INSERVICE PRESSURE  
TEST LINE LIST  
TABLE 9

Line/Component No. =====	Flow Diagram No. =====	ASME Item ====	Exam CAT ====	Test Freq. =====	Type Test ====	Exam Method =====	Test Pressure =====	Test Temp. =====	Notes/Comments =====	REC NO. ====
** FEEDWATER (FW)										
2-FW-2-906-1303-2	M2-0203-1A	C7.30 C7.40	C-H	P I	SIT SHT	VT-2	Po TABLE 4	To TABLE 5		347
2-FW-2-907-1303-2	M2-0203-1A	C7.30 C7.40	C-H	P I	SIT SHT	VT-2	Po TABLE 4	To TABLE 5		348
3/4-FW-2-908-2003-2	M2-0203-1	C7.30 C7.40	C-H	P I	SIT SHT	VT-2	Po TABLE 4	To TABLE 5		349
3/4-FW-2-909-2003-2	M2-0203-1	C7.30 C7.40	C-H	P I	SIT SHT	VT-2	Po TABLE 4	To TABLE 5		350
3/4-FW-2-910-2003-2	M2-0203-1	C7.30 C7.40	C-H	P I	SIT SHT	VT-2	Po TABLE 4	To TABLE 5		351
3/4-FW-2-911-2003-2	M2-0203-1	C7.30 C7.40	C-H	P I	SIT SHT	VT-2	Po TABLE 4	To TABLE 5		352
TBX-RCPCSG-01 STEAM GENERATOR	M2-0203-1A	C7.10 C7.20	C-H	P I	SIT SHT	VT-2	Po TABLE 4	To TABLE 5		353
TBX-RCPCSG-02 STEAM GENERATOR	M2-0203-1A	C7.10 C7.20	C-H	P I	SIT SHT	VT-2	Po TABLE 4	To TABLE 5		354
TBX-RCPCSG-03 STEAM GENERATOR	M2-0203-1A	C7.10 C7.20	C-H	P I	SIT SHT	VT-2	Po TABLE 4	To TABLE 5		355
TBX-RLPCSG-04 STEAM GENERATOR	M2-0203-1A	C7.10 C7.20	C-H	P I	SIT SHT	VT-2	Po TABLE 4	To TABLE 5		356



UNIT 2 ASME SECTION XI INSERVICE PRESSURE  
TEST LINE LIST  
TABLE 9

Line/Component No.	Flow Diagram No.	ASME Item	Exam CAT	Test Freq.	Type Test	Exam Method	Test Pressure	Test Temp.	Notes/Comments	REC NO.
=====	=====	=====	=====	=====	=====	=====	=====	=====	=====	=====
** MAIN STEAM (MS)										
32-MS-2-001-1303-2	M2-0202	C7.30	C-H	P	SIT	VT-2	Po	To		219
	M2-0202-2	C7.40		I	SHT		TABLE 4	TABLE 5		
32-MS-2-002-1303-2	M2-0202	C7.30	C-H	P	SIT	VT-2	Po	To		220
	M2-0202-2	C7.40		I	SHT		TABLE 4	TABLE 5		
32-MS-2-003-1303-2	M2-0202	C7.30	C-H	P	SIT	VT-2	Po	To		221
	M2-0202-2	C7.40		I	SHT		TABLE 4	TABLE 5		
32-MS-2-004-1303-2	M2-0202	C7.30	C-H	P	SIT	VT-2	Po	To		222
	M2-0202-2	C7.40		I	SHT		TABLE 4	TABLE 5		
2-MS-2-005-1303-2	M2-0202	C7.30	C-H	P	SIT	VT-2	Po	To		223
		C7.40		I	SHT		TABLE 4	TABLE 5		
3/4-MS-2-006-1501-2	M2-0202-2	C7.30	C-H	P	SIT	VT-2	Po	To		224
		C7.40		I	SHT		TABLE 4	TABLE 5		
2-MS-2-010-1303-2	M2-0202	C7.30	C-H	P	SIT	VT-2	Po	To		225
		C7.40		I	SHT		TABLE 4	TABLE 5		
3/4-MS-2-011-1501-2	M2-0202-2	C7.30	C-H	P	SIT	VT-2	Po	To		226
		C7.40		I	SHT		TABLE 4	TABLE 5		
2-MS-2-015-1303-2	M2-0202	C7.30	C-H	P	SIT	VT-2	Po	To		227
		C7.40		I	SHT		TABLE 4	TABLE 5		
3/4-MS-2-016-1501-2	M2-0202-2	C7.30	C-H	P	SIT	VT-2	Po	To		228
		C7.40		I	SHT		TABLE 4	TABLE 5		
2-MS-2-020-1303-2	M2-0202	C7.30	C-H	P	SIT	VT-2	Po	To		229
		C7.40		I	SHT		TABLE 4	TABLE 5		
3/4-MS-2-021-1501-2	M2-0202-2	C7.30	C-H	P	SIT	VT-2	Po	To		230
		C7.40		I	SHT		TABLE 4	TABLE 5		

UNIT 2 ASME SECTION XI INSERVICE PRESSURE  
TEST LINE LIST  
TABLE 9

Line/Component No.	Flow Diagram No.	ASME Item	Exam CAT	Test Freq.	Type Test	Exam Method	Test Pressure	Test Temp.	Notes/Comments	REC NO.
=====	=====	====	====	=====	====	=====	=====	=====	=====	====
** MAIN STEAM (MS)										
4-MS-2-025-1303-2	M2-0202	C7.30 C7.40	C-H	P I	SIT SHT	VT-2	Po TABLE 4	To TABLE 5		231
4-MS-2-026-1303-2	M2-0202	C7.30 C7.40	C-H	P I	SIT SHT	VT-2	Po TABLE 4	To TABLE 5		232
4-MS-2-027-1302-3	M2-0202	D2.10 D2.10	D-B	P I	SFT SHT	VT-2	Po TABLE 4	To TABLE 5		233
4-MS-2-028-1302-3	M2-0202	D2.10 D2.10	D-B	P I	SFT SHT	VT-2	Po TABLE 4	To TABLE 5		234
4-MS-2-029-1302-3	M2-0202	D2.10 D2.10	D-B	P I	SFT SHT	VT-2	Po TABLE 4	To TABLE 5		235
2-MS-2-030-1302-3	M2-0202	D2.10 D2.10	D-B	P I	SFT SHT	VT-2	Po TABLE 4	To TABLE 5		236
3-MS-2-073-1303-2	M2-0202-2	C7.30 C7.40	C-H	P I	SIT SHT	VT-2	Po TABLE 4	To TABLE 5		237
3-MS-2-074-1303-2	M2-0202-2	C7.30 C7.40	C-H	P I	SIT SHT	VT-2	Po TABLE 4	To TABLE 5		238
3-MS-2-075-1303-2	M2-0202-2	C7.30 C7.40	C-H	P I	SIT SHT	VT-2	Po TABLE 4	To TABLE 5		239
3-MS-2-076-1303-2	M2-0202-2	C7.30 C7.40	C-H	P I	SIT SHT	VT-2	Po TABLE 4	To TABLE 5		240
4-MS-2-150-1303-2	M2-0202-2	C7.30 C7.40	C-H	P I	SIT SHT	VT-2	Po TABLE 4	To TABLE 5		241
4-MS-2-151-1303-2	M2-0202-2	C7.30 C7.40	C-H	P I	SIT SHT	VT-2	Po TABLE 4	To TABLE 5		242

UNIT 2 ASME SECTION XI INSERVICE PRESSURE  
TEST LINE LIST  
TABLE 9

Line/Component No.	Flow Diagram No.	ASME Item	Exam CAT	Test Freq.	Type Test	Exam Method	Test Pressure	Test Temp.	Notes/Comments	REC NO.
=====	=====	====	====	=====	====	=====	=====	=====	=====	====
** MAIN STEAM (MS)										
1-MS-2-156-1302-3	M2-0202	D2.10 D2.10	D-B	P I	SFT SHT	VT-2	Po TABLE 4	To TABLE 5		243
2-MS-2-171-1302-3	M2-0202	D2.10 D2.10	D-B	P I	SFT SHT	VT-2	Po TABLE 4	To TABLE 5		244
3/4-MS-2-193-1501-2	M2-0202-2	C7.30 C7.40	C-H	P I	SIT SHT	VT-2	Po TABLE 4	To TABLE 5		245
3/4-MS-2-194-1501-2	M2-0202-2	C7.30 C7.40	C-H	P I	SIT SHT	VT-2	Po TABLE 4	To TABLE 5		246
2-MS-2-195-1303-2	M2-0202	C7.30 C7.40	C-H	P I	SIT SHT	VT-2	Po TABLE 4	To TABLE 5		247
1-MS-2-197-1303-2	M2-0202-2	C7.30 C7.40	C-H	P I	SIT SHT	VT-2	Po TABLE 4	To TABLE 5		248
2-MS-2-199-1303-2	M2-0202-2	C7.30 C7.40	C-H	P I	SIT SHT	VT-2	Po TABLE 4	To TABLE 5		249
3/4-MS-2-200-1501-2	M2-0202-2	C7.30 C7.40	C-H	P I	SIT SHT	VT-2	Po TABLE 4	To TABLE 5		250
3/4-MS-2-201-1501-2	M2-0202-2	C7.30 C7.40	C-H	P I	SIT SHT	VT-2	Po TABLE 4	To TABLE 5		251
2-MS-2-203-1303-2	M2-0202-2	C7.30 C7.40	C-H	P I	SIT SHT	VT-2	Po TABLE 4	To TABLE 5		252
1-MS-2-205-1303-2	M2-0202-2	C7.30 C7.40	C-H	P I	SIT SHT	VT-2	Po TABLE 4	To TABLE 5		253
2-MS-2-206-1303-2	M2-0202-2	C7.30 C7.40	C-H	P I	SIT SHT	VT-2	Po TABLE 4	To TABLE 5		254

UNIT 2 ASME SECTION XI INSERVICE PRESSURE  
TEST LINE LIST  
TABLE 9

Line/Component No. =====	Flow Diagram No. =====	ASME Item ----	Exam CAT ----	Test Freq. -----	Type Test ----	Exam Method -----	Test Pressure -----	Test Temp. -----	Notes/Comments =====	REC NO. ----
** MAIN STEAM (MS)										
3/4-MS-2-207-1501-2	M2-0202-2	C7.30 C7.40	C-H	P I	SIT SHT	VT-2	Po TABLE 4	To TABLE 5		255
3/4-MS-2-208-1501-2	M2-0202-2	C7.30 C7.40	C-H	P I	SIT SHT	VT-2	Po TABLE 4	To TABLE 5		256
2-MS-2-210-1303-2	M2-0202-2	C7.30 C7.40	C-H	P I	SIT SHT	VT-2	Po TABLE 4	To TABLE 5		257
1-MS-2-212-1303-2	M2-0202-2	C7.30 C7.40	C-H	P I	SIT SHT	VT-2	Po TABLE 4	To TABLE 5		258
2-MS-2-213-1303-2	M2-0202-2	C7.30 C7.40	C-H	P I	SIT SHT	VT-2	Po TABLE 4	To TABLE 5		259
3/4-MS-2-215-1501-2	M2-0202-2	C7.30 C7.40	C-H	P I	SIT SHT	VT-2	Po TABLE 4	To TABLE 5		260
3/4-MS-2-216-1501-2	M2-0202-2	C7.30 C7.40	C-H	P I	SIT SHT	VT-2	Po TABLE 4	To TABLE 5		261
2-MS-2-218-1303-2	M2-0202-2	C7.30 C7.40	C-H	P I	SIT SHT	VT-2	Po TABLE 4	To TABLE 5		262
1-MS-2-220-1303-2	M2-0202-2	C7.30 C7.40	C-H	P I	SIT SHT	VT-2	Po TABLE 4	To TABLE 5		263
2-MS-2-221-1303-2	M2-0202-2	C7.30 C7.40	C-H	P I	SIT SHT	VT-2	Po TABLE 4	To TABLE 5		264
8-MS-2-223-1303-2	M2-0202	C7.30 C7.40	C-H	P I	SIT SHT	VT-2	Po TABLE 4	To TABLE 5		265
8-MS-2-240-1303-2	M2-0202	C7.30 C7.40	C-H	P I	SIT SHT	VT-2	Po TABLE 4	To TABLE 5		266

UNIT 2 ASME SECTION XI INSERVICE PRESSURE  
TEST LINE LIST  
TABLE 9

Line/Component No. =====	Flow Diagram No. =====	ASME Item ====	Exam CAT ====	Test Freq. =====	Type Test ====	Exam Method =====	Test Pressure =====	Test Temp. =====	Notes/Comments =====	REC NO. ====
** MAIN STEAM (MS)										
8-MS-2-257-1303-2	M2-0202	C7.30 C7.40	C-H	P I	SIT SHT	VT-2	Po TABLE 4	To TABLE 5		267
8-MS-2-274-1303-2	M2-0202	C7.30 C7.40	C-H	P I	SIT SHT	VT-2	Po TABLE 4	To TABLE 5		268
2-MS-2-339-1303-2	M2-0202-2	C7.30 C7.40	C-H	P I	SIT SHT	VT-2	Po TABLE 4	To TABLE 5		269
4-MS-2-340-1303-2	M2-0202-2	C7.30 C7.40	C-H	P I	SIT SHT	VT-2	Po TABLE 4	To TABLE 5		270
2-MS-2-341-1303-2	M2-0202-2	C7.30 C7.40	C-H	P I	SIT SHT	VT-2	Po TABLE 4	To TABLE 5		271
3-MS-2-342-1303-2	M2-0202-2	C7.30 C7.40	C-H	P I	SIT SHT	VT-2	Po TABLE 4	To TABLE 5		272
2-MS-2-343-1303-2	M2-0202-2	C7.30 C7.40	C-H	P I	SIT SHT	VT-2	Po TABLE 4	To TABLE 5		273
4-MS-2-344-1303-2	M2-0202-2	C7.30 C7.40	C-H	P I	SIT SHT	VT-2	Po TABLE 4	To TABLE 5		274
3-MS-2-345-1303-2	M2-0202-2	C7.30 C7.40	C-H	P I	SIT SHT	VT-2	Po TABLE 4	To TABLE 5		275
2-MS-2-346-1303-2	M2-0202-2	C7.30 C7.40	C-H	P I	SIT SHT	VT-2	Po TABLE 4	To TABLE 5		276
3/4-MS-2-347-1501-2	M2-0202-2	C7.30 C7.40	C-H	P I	SIT SHT	VT-2	Po TABLE 4	To TABLE 5		277
3/4-MS-2-348-1501-2	M2-0202-2	C7.30 C7.40	C-H	P I	SIT SHT	VT-2	Po TABLE 4	To TABLE 5		278

UNIT 2 ASME SECTION XI INSERVICE PRESSURE  
TEST LINE LIST  
TABLE 9

Line/Component No.	Flow Diagram No.	ASME Item	Exam CAT	Test Freq.	Type Test	Exam Method	Test Pressure	Test Temp.	Notes/Comments	REC NO.
=====	=====	====	====	=====	====	=====	=====	=====	=====	====
** MAIN STEAM (MS)										
3/4-MS-2-349-1501-2	M2-0202-2	C7.30 C7.40	C-H	P I	SIT SHT	VT-2	Po TABLE 4	To TABLE 5		279
3/4-MS-2-350-1501-2	M2-0202-2	C7.30 C7.40	C-H	P I	SIT SHT	VT-2	Po TABLE 4	To TABLE 5		280
1-MS-2-428-1302-3	M2-0202	D2.10 D2.10	D-B	P I	SFT SHT	VT-2	Po TABLE 4	To TABLE 5		282
2-MS-2-429-1302-3	M2-0202	D2.10 D2.10	D-B	P I	SFT SHT	VT-2	Po TABLE 4	To TABLE 5		283
2-MS-2-430-1302-3	M2-0202	D2.10 D2.10	D-B	P I	SFT SHT	VT-2	Po TABLE 4	To TABLE 5		284
6-MS-2-601-2003-2	M2-0202	C7.30 C7.40	C-H	P I	SFT SHT	VT-2	Po TABLE 4	To TABLE 5		1870
6-MS-2-602-2003-2	M2-0202	C7.30 C7.40	C-H	P I	SFT SHT	VT-2	Po TABLE 4	To TABLE 5		1871
6-MS-2-603-2003-2	M2-0202	C7.30 C7.40	C-H	P I	SFT SHT	VT-2	Po TABLE 4	To TABLE 5		1872
6-MS-2-604-2003-2	M2-0202	C7.30 C7.40	C-H	P I	SFT SHT	VT-2	Po TABLE 4	To TABLE 5		1873
6-MS-2-605-2003-2	M2-0202	C7.30 C7.40	C-H	P I	SFT SHT	VT-2	Po TABLE 4	To TABLE 5		1874
6-MS-2-606-2003-2	M2-0202	C7.30 C7.40	C-H	P I	SFT SHT	VT-2	Po TABLE 4	To TABLE 5		1875
6-MS-2-607-2003-2	M2-0202	C7.30 C7.40	C-H	P I	SFT SHT	VT-2	Po TABLE 4	To TABLE 5		1876

UNIT 2 ASME SECTION XI INSERVICE PRESSURE  
TEST LINE LIST  
TABLE 9

Line/Component No.	Flow Diagram No.	ASME Item	Exam CAT	Test Freq.	Type Test	Exam Method	Test Pressure	Test Temp.	Notes/Comments	REC NO.
=====	=====	=====	=====	=====	=====	=====	=====	=====	=====	=====
** MAIN STEAM (MS)										
6-MS-2-608-2003-2	M2-0202	C7.30 C7.40	C-H	P I	SFT SHT	VT-2	Po TABLE 4	To TABLE 5		1877
6-MS-2-609-2003-2	M2-0202	C7.30 C7.40	C-H	P I	SFT SHT	VT-2	Po TABLE 4	To TABLE 5		1878
6-MS-2-610-2003-2	M2-0202	C7.30 C7.40	C-H	P I	SFT SHT	VT-2	Po TABLE 4	To TABLE 5		1879
6-MS-2-611-2003-2	M2-0202	C7.30 C7.40	C-H	P I	SFT SHT	VT-2	Po TABLE 4	To TABLE 5		1880
6-MS-2-612-2003-2	M2-0202	C7.30 C7.40	C-H	P I	SFT SHT	VT-2	Po TABLE 4	To TABLE 5		1881
6-MS-2-613-2003-2	M2-0202	C7.30 C7.40	C-H	P I	SFT SHT	VT-2	Po TABLE 4	To TABLE 5		1882
6-MS-2-614-2003-2	M2-0202	C7.30 C7.40	C-H	P I	SFT SHT	VT-2	Po TABLE 4	To TABLE 5		1883
6-MS-2-615-2003-2	M2-0202	C7.30 C7.40	C-H	P I	SFT SHT	VT-2	Po TABLE 4	To TABLE 5		1884
6-MS-2-616-2003-2	M2-0202	C7.30 C7.40	C-H	P I	SFT SHT	VT-2	Po TABLE 4	To TABLE 5		1885
6-MS-2-617-2003-2	M2-0202	C7.30 C7.40	C-H	P I	SFT SHT	VT-2	Po TABLE 4	To TABLE 5		1886
6-MS-2-618-2003-2	M2-0202	C7.30 C7.40	C-H	P I	SFT SHT	VT-2	Po TABLE 4	To TABLE 5		1887
6-MS-2-619-2003-2	M2-0202	C7.30 C7.40	C-H	P I	SFT SHT	VT-2	Po TABLE 4	To TABLE 5		1888

UNIT 2 ASME SECTION XI INSERVICE PRESSURE  
TEST LINE LIST  
TABLE 9

Line/Component No.	Flow Diagram No.	ASME Item	Exam CAT	Test Freq.	Type Test	Exam Method	Test Pressure	Test Temp.	Notes/Comments	REC NO.
=====	=====	====	====	=====	====	=====	=====	=====	=====	====
** MAIN STEAM (MS)										
6-MS-2-620-2003-2	M2-0202	C7.30 C7.40	C-H	P I	SFT SHT	VT-2	Po TABLE 4	To TABLE 5		1889
3/4-MS-2-903-1303-2	M2-0202-2	C7.30 C7.40	C-H	P I	SIT SHT	VT-2	Po TABLE 4	To TABLE 5		1892
3/4-MS-2-904-1303-2	M2-0202-2	C7.30 C7.40	C-H	P I	SIT SHT	VT-2	Po TABLE 4	To TABLE 5		1893
3/4-MS-2-905-1303-2	M2-0202-2	C7.30 C7.40	C-H	P I	SIT SHT	VT-2	Po TABLE 4	To TABLE 5		285
3/4-MS-2-906-1303-2	M2-0202-2	C7.30 C7.40	C-H	P I	SIT SHT	VT-2	Po TABLE 4	To TABLE 5		286
2-MS-2-918-1303-2	M2-0202-2	C7.30 C7.40	C-H	P I	SIT SHT	VT-2	Po TABLE 4	To TABLE 5		289
2-MS-2-919-1303-2	M2-0202-2	C7.30 C7.40	C-H	P I	SIT SHT	VT-2	Po TABLE 4	To TABLE 5		290
2-MS-2-920-1303-2	M2-0202-2	C7.30 C7.40	C-H	P I	SIT SHT	VT-2	Po TABLE 4	To TABLE 5		291
2-MS-2-921-1303-2	M2-0202-2	C7.30 C7.40	C-H	P I	SIT SHT	VT-2	Po TABLE 4	To TABLE 5		292
1-MS-2-938-1303-2	M2-0202	C7.30 C7.40	C-H	P I	SIT SHT	VT-2	Po TABLE 4	To TABLE 5		293
1-MS-2-939-1303-2	M2-0202	C7.30 C7.40	C-H	P I	SIT SHT	VT-2	Po TABLE 4	To TABLE 5		294
TBX-RCPCSG-01 STEAM GENERATOR	M2-0202-2	C7.10 C7.20	C-H	P I	SIT SHT	VT-2	Po TABLE 4	To TABLE 5		295



UNIT 2 ASME SECTION XI INSERVICE PRESSURE  
TEST LINE LIST  
TABLE 9

Line/Component No.	Flow Diagram No.	ASME Item	Exam CAT	Test Freq.	Type Test	Exam Method	Test Pressure	Test Temp.	Notes/Comments	REC NO.
=====	=====	====	====	=====	====	=====	=====	=====	=====	===
** MAIN STEAM (MS)										
TBX-RCPCSG-02 STEAM GENERATOR	M2-0202-2	C7.10 C7.20	C-H	P I	SIT SHT	VT-2	Po TABLE 4	To TABLE 5		296
TBX-RCPCSG-03 STEAM GENERATOR	M2-0202-2	C7.10 C7.20	C-H	P I	SIT SHT	VT-2	Po TABLE 4	To TABLE 5		297
TBX-RCPCSG-04 STEAM GENERATOR	M2-0202-2	C7.10 C7.20	C-H	P I	SIT SHT	VT-2	Po TABLE 4	To TABLE 5		298

UNIT 2 ASME SECTION XI INSERVICE PRESSURE  
TEST LINE LIST  
TABLE 9

Line/Component No.	Flow Diagram No.	ASME Item	Exam CAT	Test Freq.	Type Test	Exam Method	Test Pressure	Test Temp.	Notes/Comments	REC NO.
** PROCESS SAMPLING (PS)										
3/4-PS-2-001-2501R-2	M2-0228	C7.30 C7.40	C-H	P I	SIT SHT	VT-2	Po TABLE 4	To TABLE 5		1895
3/4-PS-2-002-2501R-2	M2-0228	C7.30 C7.40	C-H	P I	SIT SHT	VT-2	Po TABLE 4	To TABLE 5		1896
3/4-PS-2-007-2501R-2	M2-0228	C7.30 C7.40	C-H	P I	SIT SHT	VT-2	Po TABLE 4	To TABLE 5		1898
3/4-PS-2-008-2501R-2	M2-0228	C7.30 C7.40	C-H	F I	SIT SHT	VT-2	Po TABLE 4	To TABLE 5		1899
3/4-PS-2-009-2501R-2	M2-0228	C7.30 C7.40	C-H	P I	SIT SHT	VT-2	Po TABLE 4	To TABLE 5		1900
3/4-PS-2-029-2501R-2	M2-0228	C7.30 C7.40	C-H	P I	SIT SHT	VT-2	Po TABLE 4	To TABLE 5		1907
1-PS-2-906-151R-2	M2-0301	C7.30 C7.40	C-H	P I	SFT SPT	VT-2	Po TABLE 4	To TABLE 5	(2)	60
1-PS-2-907-151R-2	M2-0301	C7.30 C7.40	C-H	P I	SFT SPT	VT-2	Po TABLE 4	To TABLE 5	(2)	61
1-PS-2-908-151R-2	M2-0301	C7.30 C7.40	C-H	P I	SFT SPT	VT-2	Po TABLE 4	To TABLE 5	(2)	62

UNIT 2 ASME SECTION XI INSERVICE PRESSURE  
TEST LINE LIST  
TABLE 9

Line/Component No.	Flow Diagram No.	ASME Item	Exam CAT	Test Freq.	Type Test	Exam Method	Test Pressure	Test Temp.	Notes/Comments	REC NO.
=====	=====	=====	=====	=====	=====	=====	=====	=====	=====	=====
** REACTOR COOLANT (RC)										
29-RC-2-001-WEST-1	M2-0251	B15.50 B15.51	B-P	R I	SLT SHT	VT-2	Po TABLE 4	To TABLE 5		136
31-RC-2-002-WEST-1	M2-0251	B15.50 B15.51	B-P	R I	SLT SHT	VT-2	Po TABLE 4	To TABLE 5		137
27.5-RC-2-003-WEST-1	M2-0251	B15.50 B15.51	B-P	R I	SLT SHT	VT-2	Po TABLE 4	To TABLE 5		138
12-RC-2-007-2501R-1	M2-0250	B15.50 B15.51	B-P	R I	SLT SHT	VT-2	Po TABLE 4	To TABLE 5		139
6-RC-2-008-2501R-1	M2-0250	B15.50 B15.51	B-P	R I	SLT SHT	VT-2	Po TABLE 4	To TABLE 5		140
3/4-RC-2-013-2501R-2	M2-0250	B15.50 B15.51	B-P	R I	SLT SHT	VT-2	Po TABLE 4	To TABLE 5		1913
2-RC-2-015-2501R-1	M2-0250	B15.50 B15.51	B-P	R I	SLT SHT	VT-2	Po TABLE 4	To TABLE 5		141
1-RC-2-016-2501R-1	M2-0250	B15.50 B15.51	B-P	R I	SLT SHT	VT-2	Po TABLE 4	To TABLE 5		142
4-RC-2-018-2501R-1	M2-0250	B15.50 B15.51	B-P	R I	SLT SHT	VT-2	Po TABLE 4	To TABLE 5		143
3-RC-2-019-2501R-1	M2-0250	B15.50 B15.51	B-P	R I	SLT SHT	VT-2	Po TABLE 4	To TABLE 5		144
1 1/2-RC-2-020-2501R-1	M2-0250	B15.50 B15.51	B-P	R I	SLT SHT	VT-2	Po TABLE 4	To TABLE 5		145
10-RC-2-021-2501R-1	M2-0250	B15.50 B15.51	B-P	R I	SLT SHT	VT-2	Po TABLE 4	To TABLE 5		146

UNIT 2 ASME SECTION XI INSERVICE PRESSURE  
TEST LINE LIST  
TABLE 9

Line/Component No.	Flow Diagram No.	ASME Item	Exam CAT	Test Freq.	Type Test	Exam Method	Test Pressure	Test Temp.	Notes/Comments	REC NO.
=====	=====	=====	=====	=====	=====	=====	=====	=====	=====	=====
** REACTOR COOLANT (RC)										
29-RC-2-023-WEST-1	M2-0251	B15.50 B15.51	B-P	R I	SLT SHT	VT-2	Po TABLE 4	To TABLE 5		147
31-RC-2-024-WEST-1	M2-0251	B15.50 B15.51	B-P	R I	SLT SHT	VT-2	Po TABLE 4	To TABLE 5		148
27.5-RC-2-025-WEST-1	M2-0251	B15.50 B15.51	B-P	R I	SLT SHT	VT-2	Po TABLE 4	To TABLE 5		149
6-RC-2-029-2501R-1	M2-0250	B15.50 B15.51	B-P	R I	SLT SHT	VT-2	Po TABLE 4	To TABLE 5		150
2-RC-2-035-2501R-1	M2-0250	B15.50 B15.51	B-P	R I	SLT SHT	VT-2	Po TABLE 4	To TABLE 5		151
10-RC-2-037-2501R-1	M2-0250	B15.50 B15.51	B-P	R I	SLT SHT	VT-2	Po TABLE 4	To TABLE 5		152
1 1/2-RC-2-039-2501R-1	M2-0250	B15.50 B15.51	B-P	R I	SLT SHT	VT-2	Po TABLE 4	To TABLE 5		153
29-RC-2-040-WEST-1	M2-0251	B15.50 B15.51	B-P	R I	SLT SHT	VT-2	Po TABLE 4	To TABLE 5		154
31-RC-2-041-WEST-1	M2-0251	B15.50 B15.51	B-P	R I	SLT SHT	VT-2	Po TABLE 4	To TABLE 5		155
27.5-RC-2-042-WEST-1	M2-0251	B15.50 B15.51	B-P	R I	SLT SHT	VT-2	Po TABLE 4	To TABLE 5		156
6-RC-2-046-2501R-1	M2-0250	B15.50 B15.51	B-P	R I	SLT SHT	VT-2	Po TABLE 4	To TABLE 5		157
3-RC-2-052-2501R-1	M2-0250	B15.50 B15.51	B-P	R I	SLT SHT	VT-2	Po TABLE 4	To TABLE 5		158

UNIT 2 ASME SECTION XI INSERVICE PRESSURE  
TEST LINE LIST  
TABLE 9

Line/Component No. =====	Flow Diagram No. =====	ASME Item ====	Exam CAT ====	Test Freq. =====	Type Test ====	Exam Method =====	Test Pressure =====	Test Temp. =====	Notes/Comments =====	REC NO. ====
** REACTOR COOLANT (RC)										
2-RC-2-053-2501R-1	M2-0250	B15.50 B15.51	B-P	R I	SLT SHT	VT-2	Po TABLE 4	To TABLE 5		159
10-RC-2-055-2501R-1	M2-0250	B15.50 B15.51	B-P	R I	SLT SHT	VT-2	Po TABLE 4	To TABLE 5		160
1 1/2-RC-2-057-2501R-1	M2-0250	B15.50 B15.51	B-P	R I	SLT SHT	VT-2	Po TABLE 4	To TABLE 5		161
29-RC-2-058-WEST-1	M2-0251	B15.50 B15.51	B-P	R I	SLT SHT	VT-2	Po TABLE 4	To TABLE 5		162
31-RC-2-059-WEST-1	M2-0251	B15.50 B15.51	B-P	R I	SLT SHT	VT-2	Po TABLE 4	To TABLE 5		163
27.5-RC-2-060-WEST-1	M2-0251	B15.50 B15.51	B-P	R I	SLT SHT	VT-2	Po TABLE 4	To TABLE 5		164
12-RC-2-069-2501R-1	M2-0250	B15.50 B15.51	B-P	R I	SLT SHT	VT-2	Po TABLE 4	To TABLE 5		165
6-RC-2-070-2501R-1	M2-0250	B15.50 B15.51	B-P	R I	SLT SHT	VT-2	Po TABLE 4	To TABLE 5		166
3/4-RC-2-071-2501R-2	M2-0250	B15.50 B15.51	B-P	R I	SLT SHT	VT-2	Po TABLE 4	To TABLE 5		1914
2-RC-2-072-2501R-1	M2-0250	B15.50 B15.51	B-P	R I	SLT SHT	VT-2	Po TABLE 4	To TABLE 5		167
3/4-RC-2-073-2501R-2	M2-0250	C7.30 C7.40	C-H	P I	SIT SHT	VT-2	Po TABLE 4	To TABLE 5		168
4-RC-2-075-2501R-1	M2-0250	B15.50 B15.51	B-P	R I	SLT SHT	VT-2	Po TABLE 4	To TABLE 5		169

UNIT 2 ASME SECTION XI INSERVICE PRESSURE  
TEST LINE LIST  
TABLE 9

Line/Component No. =====	Flow Diagram No. =====	ASME Item ====	Exam CAT ====	Test Freq. =====	Type Test ====	Exam Method =====	Test Pressure =====	Test Temp. =====	Notes/Comments =====	REC NO. ====
** REACTOR COOLANT (RC)										
3-RC-2-076-2501R-1	M2-0250	B15.50 B15.51	B-P	R I	SLT SHT	VT-2	Po TABLE 4	To TABLE 5		170
10-RC-2-078-2501R-1	M2-0250	B15.50 B15.51	B-P	R I	SLT SHT	VT-2	Po TABLE 4	To TABLE 5		171
1 1/2-RC-2-079-2501R-1	M2-0250	B15.50 B15.51	B-P	R I	SLT SHT	VT-2	Po TABLE 4	To TABLE 5		172
3/4-RC-2-080-2501R-2	M2-0250	C7.30 C7.40	C-H	P I	SIT SHT	VT-2	Po TABLE 4	To TABLE 5		173
3/4-RC-2-081-2501R-2	M2-0250	C7.30 C7.40	C-H	P I	SIT SHT	VT-2	Po TABLE 4	To TABLE 5		174
3/4-RC-2-082-2505R-2	M2-0250	C7.30 C7.40	C-H	P I	SIT SHT	VT-2	Po TABLE 4	To TABLE 5		175
4-RC-2-087-2501R-1	M2-0251	B15.50 B15.51	B-P	R I	SLT SHT	VT-2	Po TABLE 4	To TABLE 5		176
4-RC-2-088-2501R-1	M2-0251	B15.50 B15.51	B-P	R I	SLT SHT	VT-2	Po TABLE 4	To TABLE 5		177
4-RC-2-091-2501R-1	M2-0251	B15.50 B15.51	B-P	R I	SLT SHT	VT-2	Po TABLE 4	To TABLE 5		178
3/4-RC-2-095-2501R-2	M2-0251	C7.30 C7.40	C-H	P I	SIT SHT	VT-2	Po TABLE 4	To TABLE 5		179
6-RC-2-096-2501R-1	M2-0251	B15.50 B15.51	B-P	R I	SLT SHT	VT-2	Po TABLE 4	To TABLE 5		180
6-RC-2-098-2501R-1	M2-0251	B15.50 B15.51	B-P	R I	SLT SHT	VT-2	Po TABLE 4	To TABLE 5		181

UNIT 2 ASME SECTION XI INSERVICE PRESSURE  
TEST LINE LIST  
TABLE 9

Line/Component No.	Flow Diagram No.	ASME Item	Exam CAT	Test Freq.	Type Test	Exam Method	Test Pressure	Test Temp.	Notes/Comments	REC NO.
=====	=====	=====	=====	=====	=====	=====	=====	=====	=====	=====
** REACTOR COOLANT (RC)										
6-RC-2-100-2501R-1	M2-0251	B15.50 B15.51	B-P	R I	SLT SHT	VT-2	Po TABLE 4	To TABLE 5		182
3/4-RC-2-102-2501R-2	M2-0251	C7.30 C7.40	C-H	P I	SIT SHT	VT-2	Po TABLE 4	To TABLE 5		183
3/4-RC-2-104-2501R-2	M2-0251	C7.30 C7.40	C-H	P I	SIT SHT	VT-2	Po TABLE 4	To TABLE 5		184
3/4-RC-2-106-2501R-2	M2-0251	C7.30 C7.40	C-H	P I	SIT SHT	VT-2	Po TABLE 4	To TABLE 5		185
6-RC-2-108-2501R-1	M2-0251	B15.50 B15.51	B-P	R I	SLT SHT	VT-2	Po TABLE 4	To TABLE 5		186
3/4-RC-2-109-2501R-2	M2-0251	C7.30 C7.40	C-H	P I	SIT SHT	VT-2	Po TABLE 4	To TABLE 5		187
3-RC-2-111-2501R-1	M2-0251	B15.50 B15.51	B-P	R I	SLT SHT	VT-2	Po TABLE 4	To TABLE 5		188
2-RC-2-132-2501R-1	M2-0251	B15.50 B15.51	B-P	R I	SLT SHT	VT-2	Po TABLE 4	To TABLE 5		191
3/4-RC-2-133-2501R-2	M2-0251	C7.30 C7.40	C-H	P I	SIT SHT	VT-2	Po TABLE 4	To TABLE 5		192
3/4-RC-2-134-2501R-2	M2-0251	C7.30 C7.40	C-H	P I	SIT SHT	VT-2	Po TABLE 4	To TABLE 5		193
14-RC-2-135-2501R-1	M2-0251	B15.50 B15.51	B-P	R I	SLT SHT	VT-2	Po TABLE 4	To TABLE 5		194
3/4-RC-2-143-2501R-2	M2-0251	C7.30 C7.40	C-H	P I	SIT SHT	VT-2	Po TABLE 4	To TABLE 5		195

UNIT 2 ASME SECTION XI INSERVICE PRESSURE  
TEST LINE LIST  
TABLE 9

Line/Component No.	Flow Diagram No.	ASME Item	Exam CAT	Test Freq.	Type Test	Exam Method	Test Pressure	Test Temp.	Notes/Comments	REC NO.
=====	=====	=====	=====	=====	=====	=====	=====	=====	=====	=====
** REACTOR COOLANT (RC)										
3/4-RC-2-144-2501R-2	M2-0251	C7.30 C7.40	C-H	P I	SIT SHT	VT-2	Po TABLE 4	To TABLE 5		196
3-RC-2-146-2501R-1	M2-0251	B15.50 B15.51	B-P	R I	SLT SHT	VT-2	Po TABLE 4	To TABLE 5		197
6-RC-2-147-2501R-1	M2-0251	B15.50 B15.51	B-P	R I	SLT SHT	VT-2	Po TABLE 4	To TABLE 5		198
6-RC-2-161-2501R-1	M2-0251	B15.50 B15.51	B-P	R I	SLT SHT	VT-2	Po TABLE 4	To TABLE 5		199
4-RC-2-162-2501R-1	M2-0251	B15.50 B15.51	B-P	R I	SLT SHT	VT-2	Po TABLE 4	To TABLE 5		200
6-RC-2-163-2501R-1	M2-0251	B15.50 B15.51	B-P	R I	SLT SHT	VT-2	Po TABLE 4	To TABLE 5		201
4-RC-2-164-2501R-1	M2-0251	B15.50 B15.51	B-P	R I	SLT SHT	VT-2	Po TABLE 4	To TABLE 5		202
3/4-RC-2-900-2501R-1	M2-0251	B15.50 B15.51	B-P	R I	SLT SHT	VT-2	Po TABLE 4	To TABLE 5		203
1-RC-2-902-2501R-1	M2-0251	B15.50 B15.51	B-P	R I	SLT SHT	VT-2	Po TABLE 4	To TABLE 5		1920
1-RC-2-903-2501R-2	M2-0251	C7.30 C7.40	C-H	P I	SFT SHT	VT-2	Po TABLE 4	To TABLE 5		204
3/4-RC-2-905-2501R-2	M2-0251	C7.30 C7.40	C-H	P I	SIT SHT	VT-2	Po TABLE 4	To TABLE 5		1921
1-RC-2-906-2501R-2	M2-0251	C7.30 C7.40	C-H	P I	SIT SHT	VT-2	Po TABLE 4	To TABLE 5		1922



UNIT 2 ASME SECTION XI INSERVICE PRESSURE  
TEST LINE LIST  
TABLE 9

Line/Component No.	Flow Diagram No.	ASME Item	Exam CAT	Test Freq.	Type Test	Exam Method	Test Pressure	Test Temp.	Notes/Comments	REC NO.
=====	=====	=====	=====	=====	=====	=====	=====	=====	=====	=====
** REACTOR COOLANT (RC)										
TCX-RCPCPC-01 PUMP	M2-0250	B15.60 B15.61	B-P	R I	SLT SHT	VT-2	Po TABLE 4	To TABLE 5		215
TCX-RCPCPC-02 PUMP	M2-0250	B15.60 B15.61	B-P	R I	SLT SHT	VT-2	Po TABLE 4	To TABLE 5		216
TCX-RCPCPC-03 PUMP	M2-0250	B15.60 B15.61	B-P	R I	SLT SHT	VT-2	Po TABLE 4	To TABLE 5		217
TCX-RCPCPC-04 PUMP	M2-0250	B15.60 B15.61	B-P	R I	SLT SHT	VT-2	Po TABLE 4	To TABLE 5		218
TCX-RCPCSG-01 STEAM GENERATOR	M2-0250	B15.30 B15.31	B-P	R I	SLT SHT	VT-2	Po TABLE 4	To TABLE 5		211
TCX-RCPCSG-02 STEAM GENERATOR	M2-0250	B15.30 B15.31	B-P	R I	SLT SHT	VT-2	Po TABLE 4	To TABLE 5		212
TCX-RCPCSG-03 STEAM GENERATOR	M2-0250	B15.30 B15.31	B-P	R I	SLT SHT	VT-2	Po TABLE 4	To TABLE 5		213
TCX-RCPCSG-04 STEAM GENERATOR	M2-0250	B15.30 B15.31	B-P	R I	SLT SHT	VT-2	Po TABLE 4	To TABLE 5		214
TCX-RCPCPR-01 PRESSURIZER	M2-0251	B15.20 B15.21	B-P	R I	SLT SHT	VT-2	Po TABLE 4	To TABLE 5		206
TCX-RCPCPR-01 PRESSURIZER	M2-0251	N/A B4.20	B-E	N/A I	N/A SHT	VT-2	N/A TABLE 4	N/A TABLE 5		207
TCX-RCPCRV-01 REACTOR VESSEL	M2-0250	B15.10 B15.11	B-P	R I	SLT SHT	VT-2	Po TABLE 4	To TABLE 5		208
TCX-RCPCRV-01 REACTOR VESSEL	M2-0250	N/A B4.11	B-E	N/A I	N/A SHT	VT-2	N/A TABLE 4	N/A TABLE 5	25% OF VESSEL NOZZLES	209

UNIT 2 ASME SECTION XI INSERVICE PRESSURE  
TEST LINE LIST  
TABLE 9

Line/Component No.	Flow Diagram No.	ASME Item	Exam CAT	Test Freq.	Type Test	Exam Method	Test Pressure	Test Temp.	Notes/Comments	REC NO.
=====	=====	=====	=====	=====	=====	=====	=====	=====	=====	=====
** REACTOR COOLANT (RC)										
TCX-RCPCRV-01 REACTOR VESSEL	M2-0250	N/A B4.12	B-E	N/A I	N/A SHT	VT-2	N/A TABLE 4	N/A TABLE 5	25% OF CRD NOZZLES	210
TCX-RCPCRV-01 REACTOR VESSEL	M2-0250	N/A B4.13	B-E	N/A I	N/A SHT	VT-2	N/A TABLE 4	N/A TABLE 5	25% OF INST. NOZZLES	1790

UNIT 2 ASME SECTION XI INSERVICE PRESSURE  
TEST LINE LIST  
TABLE 9

Line/Component No.	Flow Diagram No.	ASME Item	Exam CAT	Test Freq.	Type Test	Exam Method	Test Pressure	Test Temp.	Notes/Comments	REC NO.
=====	=====	====	====	=====	====	=====	=====	=====	=====	====
** RESIDUAL HEAT REMOVAL (RH)										
12-RH-2-001-2501R-1	M2-0260	B15.50 B15.51	B-P	R I	SLT SHT	VT-2	Po TABLE 4	To TABLE 5		79
12-RH-2-002-2501R-1	M2-0260	B15.50 B15.51	B-P	R I	SLT SHT	VT-2	Po TABLE 4	To TABLE 5		80
12-RH-2-003-601R-2	M2-0260	C7.30 C7.40	C-H	P I	SIT SHT	VT-2	Po TABLE 4	To TABLE 5		81
12-RH-2-004-601R-2	M2-0260	C7.30 C7.40	C-H	P I	SIT SHT	VT-2	Po TABLE 4	To TABLE 5		82
3-RH-2-006-601R-2	M2-0260	C7.30 C7.40	C-H	P I	SIT SHT	VT-2	Po TABLE 4	To TABLE 5		83
16-RH-2-007-601R-2	M2-0260	C7.30 C7.40	C-H	P I	SIT SHT	VT-2	Po TABLE 4	To TABLE 5		84
16-RH-2-008-601R-2	M2-0260	C7.30 C7.40	C-H	P I	SIT SHT	VT-2	Po TABLE 4	To TABLE 5		85
8-RH-2-009-601R-2	M2-0260	C7.30 C7.40	C-H	P I	SIT SHT	VT-2	Po TABLE 4	To TABLE 5		86
8-RH-2-010-601R-2	M2-0260	C7.30 C7.40	C-H	P I	SIT SHT	VT-2	Po TABLE 4	To TABLE 5		87
3-RH-2-011-601R-2	M2-0260	C7.30 C7.40	C-H	P I	SIT SHT	VT-2	Po TABLE 4	To TABLE 5		88
3-RH-2-012-601R-2	M2-0260	C7.30 C7.40	C-H	P I	SIT SHT	VT-2	Po TABLE 4	To TABLE 5		89
3-RH-2-013-601R-2	M2-0260	C7.30 C7.40	C-H	P I	SIT SHT	VT-2	Po TABLE 4	To TABLE 5		90

UNIT 2 ASME SECTION XI INSERVICE PRESSURE  
TEST LINE LIST  
TABLE 9

Line/Component No.	Flow Diagram No.	ASME Item	Exam CAT	Test Freq.	Type Test	Exam Method	Test Pressure	Test Temp.	Notes/Comments	REC NO.
=====	=====	=====	=====	=====	=====	=====	=====	=====	=====	=====
** RESIDUAL HEAT REMOVAL (RH)										
3-RH-2-014-601R-2	M2-0260	C7.30 C7.40	C-H	P I	SIT SHT	VT-2	Po TABLE 4	To TABLE 5		91
10-RH-2-015-601R-2	M2-0260	C7.30 C7.40	C-H	P I	SIT SHT	VT-2	Po TABLE 4	To TABLE 5		92
10-RH-2-016-601R-2	M2-0260	C7.30 C7.40	C-H	P I	SIT SHT	VT-2	Po TABLE 4	To TABLE 5		93
2-RH-2-017-601R-2	M2-0260	C7.30 C7.40	C-H	P I	SIT SHT	VT-2	Po TABLE 4	To TABLE 5		94
2-RH-2-018-601R-2	M2-0260	C7.30 C7.40	C-H	P I	SIT SHT	VT-2	Po TABLE 4	To TABLE 5		95
2-RH-2-019-601R-2	M2-0260	C7.30 C7.40	C-H	P I	SIT SHT	VT-2	Po TABLE 4	To TABLE 5		96
8-RH-2-020-601R-2	M2-0260	C7.30 C7.40	C-H	P I	SIT SHT	VT-2	Po TABLE 4	To TABLE 5		97
8-RH-2-021-601R-2	M2-0260	C7.30 C7.40	C-H	P I	SIT SHT	VT-2	Po TABLE 4	To TABLE 5		98
8-RH-2-022-601R-2	M2-0260	C7.30 C7.40	C-H	P I	SIT SHT	VT-2	Po TABLE 4	To TABLE 5		99
8-RH-2-023-601R-2	M2-0260	C7.30 C7.40	C-H	P I	SIT SHT	VT-2	Po TABLE 4	To TABLE 5		100
10-RH-2-024-601R-2	M2-0260	C7.30 C7.40	C-H	P I	SIT SHT	VT-2	Po TABLE 4	To TABLE 5		101
10-RH-2-025-601R-2	M2-0260	C7.30 C7.40	C-H	P I	SIT SHT	VT-2	Po TABLE 4	To TABLE 5		102

UNIT 2 ASME SECTION XI INSERVICE PRESSURE  
TEST LINE LIST  
TABLE 9

Line/Component No. =====	Flow Diagram No. =====	ASME Item ----	Exam CAT ----	Test Freq. -----	Type Test ----	Exam Method -----	Test Pressure -----	Test Temp. -----	Notes/Comments =====	REC NO. ----
** RESIDUAL HEAT REMOVAL (RH)										
10-RH-2-026-601R-2	M2-0260	C7.30 C7.40	C-H	P I	SIT SHT	VT-2	Po TABLE 4	To TABLE 5		103
8-RH-2-027-601R-2	M2-0260	C7.30 C7.40	C-H	P I	SIT SHT	VT-2	Po TABLE 4	To TABLE 5		104
8-RH-2-028-151R-2	M2-0260	C7.30 C7.40	C-H	P I	SIT SHT	VT-2	Po TABLE 4	To TABLE 5		105
12-RH-2-033-601R-2	M2-0260	C7.30 C7.40	C-H	P I	SIT SHT	VT-2	Po TABLE 4	To TABLE 5		106
12-RH-2-034-601R-2	M2-0260	C7.30 C7.40	C-H	P I	SIT SHT	VT-2	Po TABLE 4	To TABLE 5		107
12-RH-2-035-601R-2	M2-0260	C7.30 C7.40	C-H	P I	SIT SHT	VT-2	Po TABLE 4	To TABLE 5		108
12-RH-2-036-601R-2	M2-0260	C7.30 C7.40	C-H	P I	SIT SHT	VT-2	Po TABLE 4	To TABLE 5		109
8-RH-2-037-601R-2	M2-0260	C7.30 C7.40	C-H	P I	SIT SHT	VT-2	Po TABLE 4	To TABLE 5		110
8-RH-2-038-601R-2	M2-0260	C7.30 C7.40	C-H	P I	SIT SHT	VT-2	Po TABLE 4	To TABLE 5		111
3/4-RH-2-051-601R-2	M2-0260	C7.30 C7.40	C-H	P I	SIT SHT	VT-2	Po TABLE 4	To TABLE 5		112
3/4-RH-2-053-601R-2	M2-0260	C7.30 C7.40	C-H	P I	SIT SHT	VT-2	Po TABLE 4	To TABLE 5		113
10-RH-2-055-601R-2	M2-0260	C7.30 C7.40	C-H	P I	SIT SHT	VT-2	Po TABLE 4	To TABLE 5		114

UNIT 2 ASME SECTION XI INSERVICE PRESSURE  
TEST LINE LIST  
TABLE 9

Line/Component No.	Flow Diagram No.	ASME Item	Exam CAT	Test Freq.	Type Test	Exam Method	Test Pressure	Test Temp.	Notes/Comments	REC NO.
=====	=====	=====	=====	=====	=====	=====	=====	=====	=====	=====
** RESIDUAL HEAT REMOVAL (RH)										
10-RH-2-056-601R-2	M2-0260	C7.30 C7.40	C-H	P I	SIT SHT	VT-2	Po TABLE 4	To TABLE 5		115
2-RH-2-057-601R-2	M2-0260	C7.30 C7.40	C-H	P I	SIT SHT	VT-2	Po TABLE 4	To TABLE 5		116
10-RH-2-058-601R-2	M2-0260	C7.30 C7.40	C-H	P I	SIT SHT	VT-2	Po TABLE 4	To TABLE 5		117
10-RH-2-061-601R-2	M2-0260	C7.30 C7.40	C-H	P I	SIT SHT	VT-2	Po TABLE 4	To TABLE 5		118
10-RH-2-062-601R-2	M2-0260	C7.30 C7.40	C-H	P I	SIT SHT	VT-2	Po TABLE 4	To TABLE 5		119
8-RH-2-063-601R-2	M2-0260	C7.30 C7.40	C-H	P I	SIT SHT	VT-2	Po TABLE 4	To TABLE 5		120
8-RH-2-064-601R-2	M2-0260	C7.30 C7.40	C-H	P I	SIT SHT	VT-2	Po TABLE 4	To TABLE 5		121
3/4-RH-2-065-2501R-2	M2-0260	C7.30 C7.40	C-H	P I	SIT SHT	VT-2	Po TABLE 4	To TABLE 5		122
3/4-RH-2-066-2501R-2	M2-0260	C7.30 C7.40	C-H	P I	SIT SHT	VT-2	Po TABLE 4	To TABLE 5		123
12-RH-2-900-2501R-2	M2-0260	C7.30 C7.40	C-H	P I	SIT SHT	VT-2	Po TABLE 4	To TABLE 5		124
12-RH-2-901-2501R-2	M2-0260	C7.30 C7.40	C-H	P I	SIT SHT	VT-2	Po TABLE 4	To TABLE 5		125
1/2-RH-2-906-1501R-2	M2-0260	C7.30 C7.40	C-H	P I	SIT SHT	VT-2	Po TABLE 4	To TABLE 5		126

UNIT 2 ASME SECTION XI INSERVICE PRESSURE  
TEST LINE LIST  
TABLE 9

Line/Component No. =====	Flow Diagram No. =====	ASME Item ====	Exam CAT ====	Test Freq. =====	Type Test ====	Exam Method =====	Test Pressure =====	Test Temp. =====	Notes/Comments =====	REC NO. ====
** RESIDUAL HEAT REMOVAL (RH)										
1/2-RH-2-907-1501R-2	M2-0260	C7.30 C7.40	C-H	P I	SIT SHT	VT-2	Po TABLE 4	To TABLE 5		127
1/2-RH-2-908-1501R-2	M2-0260	C7.30 C7.40	C-H	P I	SIT SHT	VT-2	Po TABLE 4	To TABLE 5		128
1/2-RH-2-909-1501R-2	M2-0260	C7.30 C7.40	C-H	P I	SIT SHT	VT-2	Po TABLE 4	To TABLE 5		129
3/4-RH-2-910-2501R-2	M2-0260	C7.30 C7.40	C-H	P I	SIT SHT	VT-2	Po TABLE 4	To TABLE 5		130
4-RH-2-913-601R-2	M2-0260	C7.30 C7.40	C-H	P I	SIT SHT	VT-2	Po TABLE 4	To TABLE 5		131
TCX-RHAHRS-01 HEAT EXCHANGER	M2-0260	C7.10 C7.20	C-H	P I	SIT SHT	VT-2	Po TABLE 4	To TABLE 5		132
TCX-RHAHRS-02 HEAT EXCHANGER	M2-0260	C7.10 C7.20	C-H	P I	SIT SHT	VT-2	Po TABLE 4	To TABLE 5		133
TCX-RHAPRH-01 PUMP	M2-0260	C7.50 C7.60	C-H	P I	SIT SHT	VT-2	Po TABLE 4	To TABLE 5		134
TCX-RHAPRH-02 PUMP	M2-0260	C7.50 C7.60	C-H	P I	SIT SHT	VT-2	Po TABLE 4	To TABLE 5		135

UNIT 2 ASME SECTION XI INSERVICE PRESSURE  
TEST LINE LIST  
TABLE 9

Line/Component No.	Flow Diagram No.	ASME Item	Exam CAT	Test Freq.	Type Test	Exam Method	Test Pressure	Test Temp.	Notes/Comments	REC NO.
=====	=====	====	====	=====	====	=====	=====	=====	=====	====
** SAFETY INJECTION (SI)										
4-SI-2-001-2501R-2	M2-0261	C7.30 C7.40	C-H	P I	SFT SHT	VT-2	Po TABLE 4	To TABLE 5		1443
4-SI-2-008-2501R-2	M2-0261	C7.30 C7.40	C-H	P I	SFT SHT	VT-2	Po TABLE 4	To TABLE 5		1444
4-SI-2-021-2501R-2	M2-0261	C7.30 C7.40	C-H	P I	SFT SHT	VT-2	Po TABLE 4	To TABLE 5		1445
3/4-SI-2-023-2501R-2	M2-0261	C7.30 C7.40	C-H	P I	SFT SHT	VT-2	Po TABLE 4	To TABLE 5		1446
3/4-SI-2-024-2501R-2	M2-0261	C7.30 C7.40	C-H	P I	SFT SHT	VT-2	Po TABLE 4	To TABLE 5		1447
1 1/2-SI-2-025-2501R-1	M2-0261	B15.50 B15.51	B-P	R I	SLT SHT	VT-2	Po TABLE 4	To TABLE 5		1448
1 1/2-SI-2-026-2501R-1	M2-0261	B15.50 B15.51	B-P	R I	SLT SHT	VT-2	Po TABLE 4	To TABLE 5		1449
1 1/2-SI-2-027-2501R-1	M2-0261	B15.50 B15.51	B-P	R I	SLT SHT	VT-2	Po TABLE 4	To TABLE 5		1450
1 1/2-SI-2-028-2501R-1	M2-0261	B15.50 B15.51	B-P	R I	SLT SHT	VT-2	Po TABLE 4	To TABLE 5		1451
24-SI-2-029-151R-2	M2-0261	C7.30 C7.40	C-H	P I	SFT SHT	VT-2	Po TABLE 4	To TABLE 5		1452
18-SI-2-030-151R-2	M2-0261 M2-0263-A	C7.30 C7.40	C-H	P I	SFT SHT	VT-2	Po TABLE 4	To TABLE 5		1453
12-SI-2-031-151R-2	M2-0261	C7.30 C7.40	C-H	P I	SFT SHT	VT-2	Po TABLE 4	To TABLE 5	(1)UPSTRM SI-048	1454



UNIT 2 ASME SECTION XI INSERVICE PRESSURE  
TEST LINE LIST  
TABLE 9

Line/Component No.	Flow Diagram No.	ASME Item	Exam CAT	Test Freq.	Type Test	Exam Method	Test Pressure	Test Temp.	Notes/Comments	REC NO.
=====	=====	=====	=====	=====	=====	=====	=====	=====	=====	=====
** SAFETY INJECTION (SI)										
8-SI-2-032-151R-2	M2-0261 M2-0262	C7.30 C7.40	C-H	P I	SFT SHT	VT-2	Po TABLE 4	To TABLE 5		1455
3-SI-2-033-2501R-1	M2-0261	B15.50 B15.51	B-P	R I	SLT SHT	VT-2	Po TABLE 4	To TABLE 5		1456
3-SI-2-034-151R-2	M2-0261	C7.30 C7.40	C-H	P I	SFT SHT	VT-2	Po TABLE 4	To TABLE 5		1457
8-SI-2-037-151R-2	M2-0262	C7.30 C7.40	C-H	P I	SFT SHT	VT-2	Po TABLE 4	To TABLE 5		1458
6-SI-2-038-151R-2	M2-0262	C7.30 C7.40	C-H	P I	SFT SHT	VT-2	Po TABLE 4	To TABLE 5		1459
4-SI-2-039-1501R-2	M2-0262	C7.30 C7.40	C-H	P I	SFT SHT	VT-2	Po TABLE 4	To TABLE 5		1460
3/4-SI-2-040-151R-2	M2-0262	C7.30 C7.40	C-H	P I	SFT SHT	VT-2	Po TABLE 4	To TABLE 5		1461
6-SI-2-041-151R-2	M2-0261 M2-0262	C7.30 C7.40	C-H	P I	SFT SHT	VT-2	Po TABLE 4	To TABLE 5		1462
8-SI-2-042-151R-2	M2-0262	C7.30 C7.40	C-H	P I	SFT SHT	VT-2	Po TABLE 4	To TABLE 5		1463
4-SI-2-044-1501R-2	M2-0262	C7.30 C7.40	C-H	P I	SFT SHT	VT-2	Po TABLE 4	To TABLE 5		1464
4-SI-2-045-1501R-2	M2-0262	C7.30 C7.40	C-H	P I	SFT SHT	VT-2	Po TABLE 4	To TABLE 5		1465
3/4-SI-2-046-1501R-2	M2-0262	C7.30 C7.40	C-H	P I	SFT SHT	VT-2	Po TABLE 4	To TABLE 5		1466

UNIT 2 ASME SECTION XI INSERVICE PRESSURE  
TEST LINE LIST  
TABLE 9

Line/Component No.	Flow Diagram No.	ASME Item	Exam CAT	Test Freq.	Type Test	Exam Method	Test Pressure	Test Temp.	Notes/Comments	REC NO.
=====	=====	=====	=====	=====	=====	=====	=====	=====	=====	=====
** SAFETY INJECTION (SI)										
3/4-SI-2-047-1501R-2	M2-0262	C7.30 C7.40	C-H	P I	SFT SHT	VT-2	Po TABLE 4	To TABLE 5		1467
1 1/2-SI-2-048-1501R-2	M2-0262	C7.30 C7.40	C-H	P I	SFT SHT	VT-2	Po TABLE 4	To TABLE 5		1468
1 1/2-SI-2-049-1501R-2	M2-0262	C7.30 C7.40	C-H	P I	SFT SHT	VT-2	Po TABLE 4	To TABLE 5		1469
3-SI-2-050-1501R-2	M2-0262	C7.30 C7.40	C-H	P I	SFT SHT	VT-2	Po TABLE 4	To TABLE 5		1470
4-SI-2-051-2501R-2	M2-0263 M2-0262	C7.30 C7.40	C-H	P I	SFT SHT	VT-2	Po TABLE 4	To TABLE 5		1471
4-SI-2-052-2501R-2	M2-0263 M2-0262	C7.30 C7.40	C-H	P I	SFT SHT	VT-2	Po TABLE 4	To TABLE 5		1472
3/4-SI-2-053-2501R-2	M2-0263	C7.30 C7.40	C-H	P I	SFT SHT	VT-2	Po TABLE 4	To TABLE 5		1473
3/4-SI-2-054-2501R-2	M2-0263	C7.30 C7.40	C-H	P I	SFT SHT	VT-2	Po TABLE 4	To TABLE 5		1474
2-SI-2-055-2501R-2	M2-0263	C7.30 C7.40	C-H	P I	SFT SHT	VT-2	Po TABLE 4	To TABLE 5		1475
2-SI-2-057-2501R-2	M2-0263	C7.30 C7.40	C-H	P I	SFT SHT	VT-2	Po TABLE 4	To TABLE 5		1476
2-SI-2-058-2501R-2	M2-0263	C7.30 C7.40	C-H	P I	SFT SHT	VT-2	Po TABLE 4	To TABLE 5		1477
2-SI-2-059-2501R-1	M2-0263	B15.50 B15.51	B-P	R I	SLT SHT	VT-2	Po TABLE 4	To TABLE 5		1478

UNIT 2 ASME SECTION XI INSERVICE PRESSURE  
TEST LINE LIST  
TABLE 9

Line/Component No.	Flow Diagram No.	ASME Item	Exam CAT	Test Freq.	Type Test	Exam Method	Test Pressure	Test Temp.	Notes/Comments	REC NO.
=====	=====	=====	=====	=====	=====	=====	=====	=====	=====	=====
** SAFETY INJECTION (SI)										
4-SI-2-060-2501R-2	M2-0263	C7.30	C-H	P	SFT	VT-2	Po	To		1479
	M2-0262	C7.40		I	SHT		TABLE 4	TABLE 5		
3/4-SI-2-061-2501R-2	M2-0263	C7.30	C-H	P	SFT	VT-2	Po	To		1480
		C7.40		I	SHT		TABLE 4	TABLE 5		
2-SI-2-062-2501R-2	M2-0263	C7.30	C-H	P	SFT	VT-2	Po	To		1481
		C7.40		I	SHT		TABLE 4	TABLE 5		
2-SI-2-063-2501R-1	M2-0263	B15.50	B-P	R	SLT	VT-2	Po	To		1482
		B15.51		I	SHT		TABLE 4	TABLE 5		
2-SI-2-064-2501R-2	M2-0263	C7.30	C-H	P	SFT	VT-2	Po	To		1483
		C7.40		I	SHT		TABLE 4	TABLE 5		
2-SI-2-065-2501R-1	M2-0263	B15.50	B-P	R	SLT	VT-2	Po	To		1484
		B15.51		I	SHT		TABLE 4	TABLE 5		
2-SI-2-066-2501R-2	M2-0263	C7.30	C-H	P	SFT	VT-2	Po	To		1485
		C7.40		I	SHT		TABLE 4	TABLE 5		
2-SI-2-067-2501R-1	M2-0263	B15.50	B-P	R	SLT	VT-2	Po	To		1486
		B15.51		I	SHT		TABLE 4	TABLE 5		
2-SI-2-068-2501R-2	M2-0263	C7.30	C-H	P	SFT	VT-2	Po	To		1487
		C7.40		I	SHT		TABLE 4	TABLE 5		
2-SI-2-069-2501R-1	M2-0263	B15.50	B-P	R	SLT	VT-2	Po	To		1488
		B15.51		I	SHT		TABLE 4	TABLE 5		
6-SI-2-070-151R-2	M2-0262	C7.30	C-H	P	SFT	VT-2	Po	To		1489
		C7.40		I	SHT		TABLE 4	TABLE 5		
14-SI-2-071-601R-2	M2-0263-A	C7.30	C-H	P	SFT	VT-2	Po	To		1490
		C7.40		I	SHT		TABLE 4	TABLE 5		

UNIT 2 ASME SECTION XI INSERVICE PRESSURE  
TEST LINE LIST  
TABLE 9

Line/Component No. =====	Flow Diagram No. =====	ASME Item ====	Exam CAT ====	Test Freq. =====	Type Test ====	Exam Method =====	Test Pressure =====	Test Temp. =====	Notes/Comments =====	REC NO. ====
** SAFETY INJECTION (SI)										
14-SI-2-072-601R-2	M2-0263-A	C7.30 C7.40	C-H	P I	SFT SHT	VT-2	Po TABLE 4	To TABLE 5		1491
16-SI-2-073-151R-2	M2-0263-A	C7.30 C7.40	C-H	P I	SFT SHT	VT-2	Po TABLE 4	To TABLE 5		1492
16-SI-2-074-151R-2	M2-0263-A	C7.30 C7.40	C-H	P I	SFT SHT	VT-2	Po TABLE 4	To TABLE 5		1493
16-SI-2-075-601R-2	M2-0263-A	C7.30 C7.40	C-H	P I	SFT SHT	VT-2	Po TABLE 4	To TABLE 5		1494
16-SI-2-076-601R-2	M2-0263-A	C7.30 C7.40	C-H	P I	SFT SHT	VT-2	Po TABLE 4	To TABLE 5		1495
10-SI-2-078-601R-2	M2-0263-A	C7.30 C7.40	C-H	P I	SFT SHT	VT-2	Po TABLE 4	To TABLE 5		1496
10-SI-2-079-601R-2	M2-0263-A	C7.30 C7.40	C-H	P I	SFT SHT	VT-2	Po TABLE 4	To TABLE 5		1497
3/4-SI-2-080-601R-2	M2-0263-A	C7.30 C7.40	C-H	P I	SFT SHT	VT-2	Po TABLE 4	To TABLE 5		1498
3/4-SI-2-081-601R-2	M2-0263-A	C7.30 C7.40	C-H	P I	SFT SHT	VT-2	Po TABLE 4	To TABLE 5		1499
10-SI-2-082-2501R-2	M2-0263 M2-0263-A	C7.30 C7.40	C-H	P I	SFT SHT	VT-2	Po TABLE 4	To TABLE 5		1500
10-SI-2-083-2501R-2	M2-0263 M2-0263-A	C7.30 C7.40	C-H	P I	SFT SHT	VT-2	Po TABLE 4	To TABLE 5		1501
3/4-SI-2-084-2501R-2	M2-0263	C7.30 C7.40	C-H	P I	SFT SHT	VT-2	Po TABLE 4	To TABLE 5		1502

UNIT 2 ASME SECTION XI INSERVICE PRESSURE  
TEST LINE LIST  
TABLE 9

Line/Component No. =====	Flow Diagram No. =====	ASME Item =====	Exam CAT =====	Test Freq. =====	Type Test =====	Exam Method =====	Test Pressure =====	Test Temp. =====	Notes/Comments =====	REC NO. =====
** SAFETY INJECTION (SI)										
3/4-SI-2-085-2501R-2	M2-0263	C7.30 C7.40	C-H	P I	SFT SHT	VT-2	Po TABLE 4	Tc TABLE 5		1503
2-SI-2-086-2501R-1	M2-0263	B15.50 B15.51	B-P	R I	SLT SHT	VT-2	Po TABLE 4	Tc TABLE 5		1504
8-SI-2-087-2501R-2	M2-0263	C7.30 C7.40	C-H	P I	SFT SHT	VT-2	Po TABLE 4	Tc TABLE 5		1505
8-SI-2-088-2501R-2	M2-0263	C7.30 C7.40	C-H	P I	SFT SHT	VT-2	Po TABLE 4	Tc TABLE 5		1506
6-SI-2-089-2501R-1	M2-0263	B15.50 B15.51	B-P	R I	SLT SHT	VT-2	Po TABLE 4	Tc TABLE 5		1507
8-SI-2-090-2501R-1	M2-0263	B15.50 B15.51	B-P	R I	SLT SHT	VT-2	Po TABLE 4	Tc TABLE 5		1508
8-SI-2-091-2501R-1	M2-0263	B15.50 B15.51	B-P	R I	SLT SHT	VT-2	Po TABLE 4	Tc TABLE 5		1509
6-SI-2-092-2501R-1	M2-0263	B15.50 B15.51	B-P	R I	SLT SHT	VT-2	Po TABLE 4	Tc TABLE 5		1510
10-SI-2-093-601R-2	M2-0263-A	C7.30 C7.40	C-H	P I	SFT SHT	VT-2	Po TABLE 4	Tc TABLE 5		1511
3/4-SI-2-094-601R-2	M2-0263-A	C7.30 C7.40	C-H	P I	SFT SHT	VT-2	Po TABLE 4	Tc TABLE 5		1512
10-SI-2-095-2501R-2	M2-0263 M2-0263-A	C7.30 C7.40	C-H	P I	SFT SHT	VT-2	Po TABLE 4	Tc TABLE 5		1513
3/4-SI-2-097-2501R-2	M2-0262	C7.30 C7.40	C-H	P I	SFT SHT	VT-2	Po TABLE 4	Tc TABLE 5		1514

UNIT 2 ASME SECTION XI INSERVICE PRESSURE  
TEST LINE LIST  
TABLE 9

Line/Component No.	Flow Diagram No.	ASME Item	Exam CAT	Test Freq.	Type Test	Exam Method	Test Pressure	Test Temp.	Notes/Comments	REC NO.
** SAFETY INJECTION (SI)										
3/4-SI-2-098-2501R-2	M2-0263	C7.30 C7.40	C-H	P I	SFT SHT	VT-2	Po TABLE 4	To TABLE 5		1515
3/4-SI-2-099-2501R-2	M2-0263	C7.30 C7.40	C-H	P I	SFT SHT	VT-2	Po TABLE 4	To TABLE 5		1516
3/4-SI-2-100-2501R-2	M2-0263	C7.30 C7.40	C-H	P I	SFT SHT	VT-2	Po TABLE 4	To TABLE 5		1517
6-SI-2-101-2501R-1	M2-0263	B15.50 B15.51	B-P	R I	SLT SHT	VT-2	Po TABLE 4	To TABLE 5		1518
6-SI-2-102-2501R-1	M2-0263	B15.50 B15.51	B-P	R I	SLT SHT	VT-2	Po TABLE 4	To TABLE 5		1519
10-SI-2-103-2501R-2	M2-0263-B	C7.30 C7.40	C-H	P I	SFT SHT	VT-2	Po TABLE 4	To TABLE 5		1520
10-SI-2-104-2501R-2	M2-0263-B	C7.30 C7.40	C-H	P I	SFT SHT	VT-2	Po TABLE 4	To TABLE 5		1521
10-SI-2-105-2501R-2	M2-0263-B	C7.30 C7.40	C-H	P I	SFT SHT	VT-2	Po TABLE 4	To TABLE 5		1522
10-SI-2-106-2501R-2	M2-0263-B	C7.30 C7.40	C-H	P I	SFT SHT	VT-2	Po TABLE 4	To TABLE 5		1523
3/4-SI-2-107-2501R-2	M2-0263	C7.30 C7.40	C-H	P I	SFT SHT	VT-2	Po TABLE 4	To TABLE 5		1524
3/4-SI-2-108-2501R-2	M2-0263	C7.30 C7.40	C-H	P I	SFT SHT	VT-2	Po TABLE 4	To TABLE 5		1525
3/4-SI-2-109-2501R-2	M2-0263	C7.30 C7.40	C-H	P I	SFT SHT	VT-2	Po TABLE 4	To TABLE 5		1526

UNIT 2 ASME SECTION XI INSERVICE PRESSURE  
TEST LINE LIST  
TABLE 9

Line/Component No.	Flow Diagram No.	ASME Item	Exam CAT	Test Freq.	Type Test	Exam Method	Test Pressure	Test Temp.	Notes/Comments	REC NO.
=====	=====	====	====	====	====	=====	=====	=====	=====	====
** SAFETY INJECTION (SI)										
3/4-SI-2-110-2501R-2	M2-0263	C7.30 C7.40	C-H	P I	SFT SHT	VT-2	Po TABLE 4	To TABLE 5		1527
3/4-SI-2-113-1501R-2	M2-0262	C7.30 C7.40	C-H	P I	SFT SHT	VT-2	Po TABLE 4	To TABLE 5		1528
3/4-SI-2-115-2501R-2	M2-0263-B	C7.30 C7.40	C-H	P I	SFT SHT	VT-2	Po TABLE 4	To TABLE 5		1529
3/4-SI-2-116-2501R-2	M2-0263-B	C7.30 C7.40	C-H	P I	SFT SHT	VT-2	Po TABLE 4	To TABLE 5		1530
3/4-SI-2-117-2501R-2	M2-0263-B	C7.30 C7.40	C-H	P I	SFT SHT	VT-2	Po TABLE 4	To TABLE 5		1531
3/4-SI-2-118-2501R-2	M2-0263-B	C7.30 C7.40	C-H	P I	SFT SHT	VT-2	Po TABLE 4	To TABLE 5		1532
10-SI-2-119-601R-2	M2-0263-B	C7.30 C7.40	C-H	P I	SFT SHT	VT-2	Po TABLE 4	To TABLE 5		1533
10-SI-2-120-601R-2	M2-0263-B	C7.30 C7.40	C-H	P I	SFT SHT	VT-2	Po TABLE 4	To TABLE 5		1534
10-SI-2-121-601R-2	M2-0263-B	C7.30 C7.40	C-H	P I	SFT SHT	VT-2	Po TABLE 4	To TABLE 5		1535
10-SI-2-122-601R-2	M2-0263-B	C7.30 C7.40	C-H	P I	SFT SHT	VT-2	Po TABLE 4	To TABLE 5		1536
2-SI-2-123-601R-2	M2-0263-B	C7.30 C7.40	C-H	P I	SFT SHT	VT-2	Po TABLE 4	To TABLE 5		1537
2-SI-2-124-601R-2	M2-0263-B	C7.30 C7.40	C-H	P I	SFT SHT	VT-2	Po TABLE 4	To TABLE 5		1538

UNIT 2 ASME SECTION XI INSERVICE PRESSURE  
TEST LINE LIST  
TABLE 9

Line/Component No.	Flow Diagram No.	ASME Item	Exam CAT	Test Freq.	Type Test	Exam Method	Test Pressure	Test Temp.	Notes/Comments	REC NO.
=====	=====	=====	=====	=====	=====	=====	=====	=====	=====	=====
** SAFETY INJECTION (SI)										
2-SI-2-125-601R-2	M2-0263-B	C7.30 C7.40	C-H	P I	SFT SHT	VT-2	Po TABLE 4	To TABLE 5		1539
2-SI-2-126-601R-2	M2-0263-B	C7.30 C7.40	C-H	P I	SFT SHT	VT-2	Po TABLE 4	To TABLE 5		1540
1-SI-2-127-601R-2	M2-0263-B	C7.30 C7.40	C-H	P I	SFT SHT	VT-2	Po TABLE 4	To TABLE 5		1541
1-SI-2-128-601R-2	M2-0263-B	C7.30 C7.40	C-H	P I	SFT SHT	VT-2	Po TABLE 4	To TABLE 5		1542
1-SI-2-129-601R-2	M2-0263-B	C7.30 C7.40	C-H	P I	SFT SHT	VT-2	Po TABLE 4	To TABLE 5		1543
1-SI-2-130-601R-2	M2-0263-B	C7.30 C7.40	C-H	P I	SFT SHT	VT-2	Po TABLE 4	To TABLE 5		1544
6-SI-2-148-2501R-1	M2-0263	B15.50 B15.51	B-P	R I	SLT SHT	VT-2	Po TABLE 4	To TABLE 5		1546
1-SI-2-161-601R-2	M2-0263-B	C7.30 C7.40	C-H	P I	SFT SHT	VT-2	Po TABLE 4	To TABLE 5		1548
1-SI-2-162-601R-2	M2-0263-B	C7.30 C7.40	C-H	P I	SFT SHT	VT-2	Po TABLE 4	To TABLE 5		1549
1-SI-2-163-601R-2	M2-0263-B	C7.30 C7.40	C-H	P I	SFT SHT	VT-2	Po TABLE 4	To TABLE 5		1550
1-SI-2-164-601R-2	M2-0263-B	C7.30 C7.40	C-H	P I	SFT SHT	VT-2	Po TABLE 4	To TABLE 5		1551
3/4-SI-2-169-1501R-2	M2-0262	C7.30 C7.40	C-H	P I	SFT SHT	VT-2	Po TABLE 4	To TABLE 5		1552



UNIT 2 ASME SECTION XI INSERVICE PRESSURE  
TEST LINE LIST  
TABLE 9

Line/Component No.	Flow Diagram No.	ASME Item	Exam CAT	Test Freq.	Type Test	Exam Method	Test Pressure	Test Temp.	Notes/Comments	REC NO.
=====	=====	=====	=====	=====	=====	=====	=====	=====	=====	=====
** SAFETY INJECTION (SI)										
6-SI-2-170-2501R-2	M2-0263	C7.30 C7.40	C-H	P I	SFT SHT	VT-2	Po TABLE 4	To TABLE 5		1553
6-SI-2-171-2501R-2	M2-0263	C7.30 C7.40	C-H	P I	SFT SHT	VT-2	Po TABLE 4	To TABLE 5		1554
6-SI-2-172-2501R-1	M2-0263	B15.50 B15.51	B-P	R I	SLT SHT	VT-2	Po TABLE 4	To TABLE 5		1555
3-SI-2-176-2501R-2	M2-0261	C7.30 C7.40	C-H	P I	SFT SHT	VT-2	Po TABLE 4	To TABLE 5		1556
4-SI-2-178-151R-2	M2-0261	C7.30 C7.40	C-H	P I	SFT SHT	VT-2	Po TABLE 4	To TABLE 5		1557
10-SI-2-179-2501R-1	M2-0262	B15.50 B15.51	B-P	R I	SLT SHT	VT-2	Po TABLE 4	To TABLE 5		1558
10-SI-2-180-2501R-1	M2-0262	B15.50 B15.51	B-P	R I	SLT SHT	VT-2	Po TABLE 4	To TABLE 5		1559
10-SI-2-181-2501R-1	M2-0262	B15.50 B15.51	B-P	R I	SLT SHT	VT-2	Po TABLE 4	To TABLE 5		1560
10-SI-2-182-2501R-1	M2-0262	B15.50 B15.51	B-P	R I	SLT SHT	VT-2	Po TABLE 4	To TABLE 5		1561
3/4-SI-2-183-151R-2	M2-0262	C7.30 C7.40	C-H	P I	SFT SHT	VT-2	Po TABLE 4	To TABLE 5		1562
1-SI-2-185-2501R-2	M2-0263-B	C7.30 C7.40	C-H	P I	SFT SHT	VT-2	Po TABLE 4	To TABLE 5		1563
1-SI-2-186-2501R-2	M2-0263-B	C7.30 C7.40	C-H	P I	SFT SHT	VT-2	Po TABLE 4	To TABLE 5		1564

UNIT 2 ASME SECTION XI INSERVICE PRESSURE  
TEST LINE LIST  
TABLE 9

Line/Component No.	Flow Diagram No.	ASME Item	Exam CAT	Test Freq.	Type Test	Exam Method	Test Pressure	Test Temp.	Notes/Comments	REC NO.
=====	=====	=====	=====	=====	=====	=====	=====	=====	=====	=====
** SAFETY INJECTION (SI)										
1-SI-2-187-2501R-2	M2-0263-B	C7.30 C7.40	C-H	P I	SFT SHT	VT-2	Po TABLE 4	To TABLE 5		1565
1-SI-2-188-2501R-2	M2-0263-B	C7.30 C7.40	C-H	P I	SFT SHT	VT-2	Po TABLE 4	To TABLE 5		1566
8-SI-2-189-151R-2	M2-0261	C7.30 C7.40	C-H	P I	SFT SHT	VT-2	Po TABLE 4	To TABLE 5		1567
14-SI-2-196-151R-2	M2-0263-A	C7.30 C7.40	C-H	P I	SFT SHT	VT-2	Po TABLE 4	To TABLE 5		1568
14-SI-2-197-151R-2	M2-0263-A	C7.30 C7.40	C-H	P I	SFT SHT	VT-2	Po TABLE 4	To TABLE 5		1569
1 1/2-SI-2-199-2501R-1	M2-0261	B15.50 B15.51	B-P	R I	SLT SHT	VT-2	Po TABLE 4	To TABLE 5		1570
1 1/2-SI-2-200-2501R-1	M2-0261	B15.50 B15.51	B-P	R I	SLT SHT	VT-2	Po TABLE 4	To TABLE 5		1571
1 1/2-SI-2-201-2501R-1	M2-0261	B15.50 B15.51	B-P	R I	SLT SHT	VT-2	Po TABLE 4	To TABLE 5		1572
1 1/2-SI-2-202-2501R-1	M2-0261	B15.50 B15.51	B-P	R I	SLT SHT	VT-2	Po TABLE 4	To TABLE 5		1573
1-SI-2-258-601R-2	M2-0263-B	C7.30 C7.40	C-H	P I	SFT SPT	VT-2	Po TABLE 4	To TABLE 5		1574
1-SI-2-259-601R-2	M2-0263-B	C7.30 C7.40	C-H	P I	SFT SPT	VT-2	Po TABLE 4	To TABLE 5		1575
1-SI-2-260-601R-2	M2-0263-B	C7.30 C7.40	C-H	P I	SFT SPT	VT-2	Po TABLE 4	To TABLE 5		1576

UNIT 2 ASME SECTION XI INSERVICE PRESSURE  
TEST LINE LIST  
TABLE 9

Line/Component No.	Flow Diagram No.	ASME Item	Exam CAT	Test Freq.	Type Test	Exam Method	Test Pressure	Test Temp.	Notes/Comments	REC NO.
=====	=====	=====	=====	=====	=====	=====	=====	=====	=====	=====
** SAFETY INJECTION (SI)										
1-SI-2-261-601R-2	M2-0263-B	C7.30 C7.40	C-H	P I	SFT SPT	VT-2	Po TABLE 4	To TABLE 5		1577
3/4-SI-2-266-601R-2	M2-0263-B	C7.30 C7.40	C-H	P I	SFT SHT	VT-2	Po TABLE 4	To TABLE 5		1578
3/4-SI-2-267-601R-2	M2-0263-B	C7.30 C7.40	C-H	P I	SFT SHT	VT-2	Po TABLE 4	To TABLE 5		1579
3/4-SI-2-268-601R-2	M2-0263-B	C7.30 C7.40	C-H	P I	SFT SHT	VT-2	Po TABLE 4	To TABLE 5		1580
3/4-SI-2-269-601R-2	M2-0263-B	C7.30 C7.40	C-H	P I	SFT SHT	VT-2	Po TABLE 4	To TABLE 5		1581
3-SI-2-296-1501R-2	M2-0262	C7.30 C7.40	C-H	P I	SFT SHT	VT-2	Po TABLE 4	To TABLE 5		1582
3-SI-2-297-1501R-2	M2-0262	C7.30 C7.40	C-H	P I	SFT SHT	VT-2	Po TABLE 4	To TABLE 5		1583
4-SI-2-300-1501R-2	M2-0262	C7.30 C7.40	C-H	P I	SFT SHT	VT-2	Po TABLE 4	To TABLE 5		1584
2-SI-2-301-2501R-1	M2-0263	B15.50 B15.51	B-P	R I	SLT SHT	VT-2	Po TABLE 4	To TABLE 5		1585
2-SI-2-302-2501R-1	M2-0263	B15.50 B15.51	B-P	R I	SLT SHT	VT-2	Po TABLE 4	To TABLE 5		1586
3-SI-2-303-2501R-1	M2-0261	B15.50 B15.51	B-P	R I	SLT SHT	VT-2	Po TABLE 4	To TABLE 5		1587
6-SI-2-304-2501R-2	M2-0263	C7.30 C7.40	C-H	P I	SFT SHT	VT-2	Po TABLE 4	To TABLE 5		1588

UNIT 2 ASME SECTION XI INSERVICE PRESSURE  
TEST LINE LIST  
TABLE 9

Line/Component No.	Flow Diagram No.	ASME Item	Exam CAT	Test Freq.	Type Test	Exam Method	Test Pressure	Test Temp.	Notes/Comments	REC NO.
=====	=====	=====	=====	=====	=====	=====	=====	=====	=====	=====
** SAFETY INJECTION (SI)										
6-SI-2-305-2501R-2	M2-0263	C7.30 C7.40	C-H	P I	SFT SHT	VT-2	Po TABLE 4	To TABLE 5		1589
4-SI-2-306-2501R-2	M2-0263	C7.30 C7.40	C-H	P I	SFT SHT	VT-2	Po TABLE 4	To TABLE 5		1590
2-SI-2-307-2501R-2	M2-0263	C7.30 C7.40	C-H	P I	SFT SHT	VT-2	Po TABLE 4	To TABLE 5		1591
3/4-SI-2-308-2501R-2	M2-0263	C7.30 C7.40	C-H	P I	SFT SHT	VT-2	Po TABLE 4	To TABLE 5		1592
6-SI-2-311-151R-2	M2-0261	C7.30 C7.40	C-H	P I	SFT SHT	VT-2	Po TABLE 4	To TABLE 5		1593
6-SI-2-312-151R-2	M2-0263	C7.30 C7.40	C-H	P I	SFT SHT	VT-2	Po TABLE 4	To TABLE 5		1594
12-SI-2-322-151R-2	M2-0261	C7.30 C7.40	C-H	P I	SFT SHT	VT-2	Po TABLE 4	To TABLE 5		1595
8-SI-2-323-151R-2	M2-0261	C7.30 C7.40	C-H	P I	SFT SHT	VT-2	Po TABLE 4	To TABLE 5		1596
16-SI-2-325-601R-2	M2-0263-A	C7.30 C7.40	C-H	P I	SFT SHT	VT-2	Po TABLE 4	To TABLE 5		1597
16-SI-2-326-601R-2	M2-0263-A	C7.30 C7.40	C-H	P I	SFT SHT	VT-2	Po TABLE 4	To TABLE 5		1598
6-SI-2-327-2501R-2	M2-0263	C7.30 C7.40	C-H	P I	SFT SHT	VT-2	Po TABLE 4	To TABLE 5		1599
6-SI-2-328-2501R-1	M2-0263	B15.50 B15.51	B-P	R I	SLT SHT	VT-2	Po TABLE 4	To TABLE 5		1600

UNIT 2 ASME SECTION XI INSERVICE PRESSURE  
TEST LINE LIST  
TABLE 9

Line/Component No.	Flow Diagram No.	ASME Item	Exam CAT	Test Freq.	Type Test	Exam Method	Test Pressure	Test Temp.	Notes/Comments	REC NO.
=====	=====	=====	=====	=====	=====	=====	=====	=====	=====	=====
** SAFETY INJECTION (SI)										
6-SI-2-329-2501R-2	M2-0263	C7.30 C7.40	C-H	P I	SFT SHT	VT-2	Po TABLE 4	To TABLE 5		1601
6-SI-2-330-2501R-1	M2-0263	B15.50 B15.51	B-P	R I	SLT SHT	VT-2	Po TABLE 4	To TABLE 5		1602
1-SI-2-331-601R-2	M2-0263-B	C7.30 C7.40	C-H	P I	SFT SPT	VT-2	Po TABLE 4	To TABLE 5		1603
1-SI-2-332-601R-2	M2-0263-B	C7.30 C7.40	C-H	P I	SFT SPT	VT-2	Po TABLE 4	To TABLE 5		1604
1-SI-2-333-601R-2	M2-0263-B	C7.30 C7.40	C-H	P I	SFT SPT	VT-2	Po TABLE 4	To TABLE 5		1605
1-SI-2-334-601R-2	M2-0263-B	C7.30 C7.40	C-H	P I	SFT SPT	VT-2	Po TABLE 4	To TABLE 5		1606
3-SI-2-335-1501R-2	M2-0262	C7.30 C7.40	C-H	P I	SFT SHT	VT-2	Po TABLE 4	To TABLE 5		1607
3-SI-2-336-1501R-2	M2-0262	C7.30 C7.40	C-H	P I	SFT SHT	VT-2	Po TABLE 4	To TABLE 5		1608
2-SI-2-338-1501R-2	M2-0262	C7.30 C7.40	C-H	P I	SFT SHT	VT-2	Po TABLE 4	To TABLE 5		1609
3-SI-2-339-2501R-1	M2-0261	B15.50 B15.51	B-P	R I	SLT SHT	VT-2	Po TABLE 4	To TABLE 5		1610
18-SI-2-342-151R-2	M2-0263-A	C7.30 C7.40	C-H	P I	SFT SHT	VT-2	Po TABLE 4	To TABLE 5		1612
8-SI-2-352-151R-2	M2-0261	C7.30 C7.40	C-H	P I	SFT SHT	VT-2	Po TABLE 4	To TABLE 5		1928

UNIT 2 ASME SECTION XI INSERVICE PRESSURE  
TEST LINE LIST  
TABLE 9

Line/Component No.	Flow Diagram No.	ASME Item	Exam CAT	Test Freq.	Type Test	Exam Method	Test Pressure	Test Temp.	Notes/Comments	REC NO.
=====	=====	=====	=====	=====	=====	=====	=====	=====	=====	=====
** SAFETY INJECTION (SI)										
24-SI-2-901-151R-2	M2-0232	C7.30	C-H	P	SFT	VT-2	Po	To	(1)PORTION INSIDE TANK IS EXEMPT	1618
	M2-0261	C7.40		I	SHT		TABLE 4	TABLE 5		
16-SI-2-914-151R-2	M2-0261	C7.30	C-H	P	SFT	VT-2	Po	To		1620
		C7.40		I	SHT		TABLE 4	TABLE 5		
CP2-SIAPSI-01 PUMP	M2-0263-A	C7.50	C-H	P	SFT	VT-2	Po	To		1623
		C7.60		I	SHT		TABLE 4	TABLE 5		
CP2-SIAPSI-02 PUMP	M2-0263-A	C7.50	C-H	P	SFT	VT-2	Po	To		1624
		C7.60		I	SHT		TABLE 4	TABLE 5		
CP2-SIATRT-01 ACCUMULATOR TANK	M2-0262	D2.10	D-B	P	SFT	VT-2	Po	To		1621
		D2.10		I	SPT		TABLE 4	TABLE 5		
CP2-SIATRT-02 ACCUMULATOR TANK	M2-0262	D2.10	D-B	P	SFT	VT-2	Po	To		1622
		D2.10		I	SPT		TABLE 4	TABLE 5		
TCX-SIATAT-01 ACCUMULATOR TANK	M2-0262	C7.10	C-H	P	SFT	VT-2	Po	To		1744
		C7.20		I	SHT		TABLE 4	TABLE 5		
TCX-SIATAT-02 ACCUMULATOR TANK	M2-0262	C7.10	C-H	P	SFT	VT-2	Po	To		1745
		C7.20		I	SHT		TABLE 4	TABLE 5		
TCX-SIATAT-03 ACCUMULATOR TANK	M2-0262	C7.10	C-H	P	SFT	VT-2	Po	To		1746
		C7.20		I	SHT		TABLE 4	TABLE 5		
TCX-SIATAT-04 ACCUMULATOR TANK	M2-0262	C7.10	C-H	P	SFT	VT-2	Po	To		1747
		C7.20		I	SHT		TABLE 4	TABLE 5		

UNIT 2 ASME SECTION XI INSERVICE PRESSURE  
TEST LINE LIST  
TABLE 9

Line/Component No.	Flow Diagram No.	ASME Item	Exam CAT	Test Freq.	Type Test	Exam Method	Test Pressure	Test Temp.	Notes/Comments	REC NO.
=====	=====	====	====	=====	====	=====	=====	=====	=====	====
** SERVICE WATER (SW)										
CP2-CCAHX-01 CCW HEAT EXCHANGR	M2-0233-A	D1.10 D1.10	D-A	P I	SIT SHT	VT-2	Po TABLE 4	To TABLE 5		1741
CP2-CCAHX-02 CCW HEAT EXCHANGR	M2-0233-A	D1.10 D1.10	D-A	P I	SIT SHT	VT-2	Po TABLE 4	To TABLE 5		1742
TCX-CSAPCH-01 PMP LUBE OIL CLR	M2-0234	D1.10 D1.10	D-A	P I	SIT SHT	VT-2	Po TABLE 4	To TABLE 5		1733
TCX-CSAPCH-02 PMP LUBE OIL CLR	M2-0234	D1.10 D1.10	D-A	P I	SIT SHT	VT-2	Po TABLE 4	To TABLE 5		1734
CP2-CTAPCS-01 PMP BEARING COOLR	M2-0234	D1.10 D1.10	D-A	P I	SIT SHT	VT-2	Po TABLE 4	To TABLE 5		1735
CP2-CTAPCS-02 PMP BEARING COOLR	M2-0234	D1.10 D1.10	D-A	P I	SIT SHT	VT-2	Po TABLE 4	To TABLE 5		1736
CP2-CTAPCS-03 PMP BEARING COOLR	M2-0234	D1.10 D1.10	D-A	P I	SIT SHT	VT-2	Po TABLE 4	To TABLE 5		1737
CP2-CTAPCS-04 PMP BEARING COOLR	M2-0234	D1.10 D1.10	D-A	P I	SIT SHT	VT-2	Po TABLE 4	To TABLE 5		1738
TCX-SIAPSI-01 PMP LUBE OIL CLR	M2-0234	D1.10 D1.10	D-A	P I	SIT SHT	VT-2	Po TABLE 4	To TABLE 5		1739
TCX-SIAPSI-02 PMP LUBE OIL CLR	M2-0234	D1.10 D1.10	D-A	P I	SIT SHT	VT-2	Po TABLE 4	To TABLE 5		1740
30-SW-2-001-150-3	M2-0233 M1-0233-A	D1.10 D1.10	D-A	P I	SIT AFT	VT-2	Po N/A	To N/A	(4)	1625
30-SW-2-002-150-3	M2-0233 M1-0233-A	D1.10 D1.10	D-A	P I	SIT AFT	VT-2	Po N/A	To N/A	(4)	1626

UNIT 2 ASME SECTION XI INSERVICE PRESSURE  
TEST LINE LIST  
TABLE 9

Line/Component No.	Flow Diagram No.	ASME Item	Exam CAT	Test Freq.	Type Test	Exam Method	Test Pressure	Test Temp.	Notes/Comments	REC NO.
=====	=====	====	====	=====	====	=====	=====	=====	=====	====
** SERVICE WATER (SW)										
24-SW-2-003-150-3	M2-0233-A	D1.10 D1.10	D-A	P I	SIT SHT	VT-2	Po TABLE 4	To TABLE 5		1627
24-SW-2-004-150-3	M2-0233-A	D1.10 D1.10	D-A	P I	SIT SHT	VT-2	Po TABLE 4	To TABLE 5		1628
4-SW-2-005-150-3	M2-0233	D1.10 D1.10	D-A	P I	SIT SHT	VT-2	Po TABLE 4	To TABLE 5		1629
24-SW-2-006-150-3	M2-0233	D1.10 D1.10	D-A	P I	SIT SHT	VT-2	Po TABLE 4	To TABLE 5		1630
24-SW-2-007-150-3	M2-0233	D1.10 D1.10	D-A	P I	SIT SHT	VT-2	Po TABLE 4	To TABLE 5		1631
1 1/2-SW-2-008-150-3	M2-0233	D1.10 D1.10	D-A	P I	SIT SHT	VT-2	Po TABLE 4	To TABLE 5		1632
1 1/2-SW-2-009-150-3	M2-0233	D1.10 D1.10	D-A	P I	SIT SHT	VT-2	Po TABLE 4	To TABLE 5		1633
24-SW-2-010-150-3	M2-0233-A	D1.10 D1.10	D-A	P I	SIT SHT	VT-2	Po TABLE 4	To TABLE 5		1634
30-SW-2-011-150-3	M2-0233 M2-0233-A	D1.10 D1.10	D-A	P I	SIT SHT	VT-2	Po TABLE 4	To TABLE 5		1635
30-SW-2-012-150-3	M2-0233 M2-0233-A	D1.10 D1.10	D-A	P I	SIT SHT	VT-2	Po TABLE 4	To TABLE 5		1636
24-SW-2-013-150-3	M2-0233-A	D1.10 D1.10	D-A	P I	SIT SHT	VT-2	Po TABLE 4	To TABLE 5		1637
1-SW-2-014-150-3	M2-0233	D1.10 D1.10	D-A	P I	SIT SHT	VT-2	Po TABLE 4	To TABLE 5		1638



UNIT 2 ASME SECTION XI INSERVICE PRESSURE  
TEST LINE LIST  
TABLE 9

Line/Component No. =====	Flow Diagram No. =====	ASME Item =====	Exam CAT =====	Test Freq. =====	Type Test =====	Exam Method =====	Test Pressure =====	Test Temp. =====	Notes/Comments =====	REC NO. =====
** SERVICE WATER (SW)										
1-SW-2-015-150-3	M2-0233	D1.10 D1.10	D-A	P I	SIT SHT	VT-2	Po TABLE 4	To TABLE 5		1639
1-SW-2-016-150-3	M2-0233	D1.10 D1.10	D-A	P I	SIT SHT	VT-2	Po TABLE 4	To TABLE 5		1640
1-SW-2-017-150-3	M2-0233	D1.10 D1.10	D-A	P I	SIT SHT	VT-2	Po TABLE 4	To TABLE 5		1641
1-SW-2-018-150-3	M2-0233	D1.10 D1.10	D-A	P I	SIT SHT	VT-2	Po TABLE 4	To TABLE 5		1642
1-SW-2-019-150-3	M2-0233	D1.10 D1.10	D-A	P I	SIT SHT	VT-2	Po TABLE 4	To TABLE 5		1643
1-SW-2-022-150-3	M2-0233	D1.10 D1.10	D-A	P I	SIT SHT	VT-2	Po TABLE 4	To TABLE 5		1644
1-SW-2-023-150-3	M2-0233	D1.10 D1.10	D-A	P I	SIT SHT	VT-2	Po TABLE 4	To TABLE 5		1645
1-SW-2-025-150-3	M2-0233	D1.10 D1.10	D-A	P I	SIT SHT	VT-2	Po TABLE 4	To TABLE 5		1646
4-SW-2-026-150-3	M2-0233	D1.10 D1.10	D-A	P I	SIT SHT	VT-2	Po TABLE 4	To TABLE 5		1647
10-SW-2-027-150-3	M2-0233	D1.10 D1.10	D-A	P I	SIT SHT	VT-2	Po TABLE 4	To TABLE 5		1648
3/4-SW-2-030-150-3	M2-0233	D1.10 D1.10	D-A	P I	SIT SHT	VT-2	Po TABLE 4	To TABLE 5		1649
24-SW-2-031-150-3	M2-0233	D1.10 D1.10	D-A	P I	SIT SHT	VT-2	Po TABLE 4	To TABLE 5		1650

UNIT 2 ASME SECTION XI INSERVICE PRESSURE  
TEST LINE LIST  
TABLE 9

Line/Component No. =====	Flow Diagram No. =====	ASME Item ====	Exam CAT ====	Test Freq. =====	Type Test ====	Exam Method =====	Test Pressure =====	Test Temp. =====	Notes/Comments =====	REC NO. ===
** SERVICE WATER (SW)										
24-SW-2-035-150-3	M2-0233	D1.10 D1.10	D-A	P I	SIT SHT	VT-2	Po TABLE 4	To TABLE 5		1651
10-SW-2-037-150-3	M2-0233	D1.10 D1.10	D-A	P I	SIT SHT	VT-2	Po TABLE 4	To TABLE 5		1652
3/4-SW-2-038-150-3	M2-0233	D1.10 D1.10	D-A	P I	SIT SHT	VT-2	Po TABLE 4	To TABLE 5		1653
10-SW-2-100-150-3	M2-0234	D1.10 D1.10	D-A	P I	SIT SHT	VT-2	Po TABLE 4	To TABLE 5		1654
10-SW-2-101-150-3	M2-0234	D1.10 D1.10	D-A	P I	SIT SHT	VT-2	Po TABLE 4	To TABLE 5		1655
10-SW-2-102-150-3	M2-0233 M2-0234	D1.10 D1.10	D-A	P I	SIT SHT	VT-2	Po TABLE 4	To TABLE 5		1656
10-SW-2-129-150-3	M2-0233 M2-0234	D1.10 D1.10	D-A	P I	SIT SHT	VT-2	Po TABLE 4	To TABLE 5		1657
10-SW-2-132-150-3	M2-0233 M2-0234	D1.10 D1.10	D-A	P I	SIT SHT	VT-2	Po TABLE 4	To TABLE 5		1658
10-SW-2-173-150-3	M2-0233 M2-0234	D1.10 D1.10	D-A	P I	SIT SHT	VT-2	Po TABLE 4	To TABLE 5		1659
2-SW-2-300-150-3	M2-0234	D1.10 D1.10	D-A	P I	SIT SHT	VT-2	Po TABLE 4	To TABLE 5		1660
2-SW-2-301-150-3	M2-0234	D1.10 D1.10	D-A	P I	SIT SHT	VT-2	Po TABLE 4	To TABLE 5		1661
2-SW-2-302-150-3	M2-0234	D1.10 D1.10	D-A	P I	SIT SHT	VT-2	Po TABLE 4	To TABLE 5		1662

UNIT 2 ASME SECTION XI INSERVICE PRESSURE  
TEST LINE LIST  
TABLE 9

Line/Component No. =====	Flow Diagram No. =====	ASME Item ====	Exam CAT ====	Test Freq. =====	Type Test ====	Exam Method =====	Test Pressure =====	Test Temp. =====	Notes/Comments =====	REC NO. ===
** SERVICE WATER (SW)										
2-SW-2-303-150-3	M2-0234	D1.10 D1.10	D-A	P I	SIT SHT	VT-2	Po TABLE 4	To TABLE 5		1663
1-SW-2-304-150-3	M2-0234	D1.10 D1.10	D-A	P I	SIT SHT	VT-2	Po TABLE 4	To TABLE 5		1664
1-SW-2-305-150-3	M2-0234	D1.10 D1.10	D-A	P I	SIT SHT	VT-2	Po TABLE 4	To TABLE 5		1665
1-SW-2-306-150-3	M2-0234	D1.10 D1.10	D-A	P I	SIT SHT	VT-2	Po TABLE 4	To TABLE 5		1666
1-SW-2-307-150-3	M2-0234	D1.10 D1.10	D-A	P I	SIT SHT	VT-2	Po TABLE 4	To TABLE 5		1667
1-SW-2-308-150-3	M2-0234	D1.10 D1.10	D-A	P I	SIT SHT	VT-2	Po TABLE 4	To TABLE 5		1668
1-SW-2-309-150-3	M2-0234	D1.10 D1.10	D-A	P I	SIT SHT	VT-2	Po TABLE 4	To TABLE 5		1669
1-SW-2-310-150-3	M2-0234	D1.10 D1.10	D-A	P I	SIT SHT	VT-2	Po TABLE 4	To TABLE 5		1670
1-SW-2-311-150-3	M2-0234	D1.10 D1.10	D-A	P I	SIT SHT	VT-2	Po TABLE 4	To TABLE 5		1671
1/2-SW-2-312-150-3	M2-0234	D1.10 D1.10	D-A	P I	SIT SHT	VT-2	Po TABLE 4	To TABLE 5		1672
1/2-SW-2-313-150-3	M2-0234	D1.10 D1.10	D-A	P I	SIT SHT	VT-2	Po TABLE 4	To TABLE 5		1673
1/2-SW-2-314-150-3	M2-0234	D1.10 D1.10	D-A	P I	SIT SHT	VT-2	Po TABLE 4	To TABLE 5		1674

UNIT 2 ASME SECTION XI INSERVICE PRESSURE  
TEST LINE LIST  
TABLE 9

Line/Component No. =====	Flow Diagram No. =====	ASME Item =====	Exam CAT =====	Test Freq. =====	Type Test =====	Exam Method =====	Test Pressure =====	Test Temp. =====	Notes/Comments =====	REC NO. =====
** SERVICE WATER (SW)										
1/2-SW-2-315-150-3	M2-0234	D1.10 D1.10	D-A	P I	SIT SHT	VT-2	Po TABLE 4	To TABLE 5		1675
1/2-SW-2-316-150-3	M2-0234	D1.10 D1.10	D-A	P I	SIT SHT	VT-2	Po TABLE 4	To TABLE 5		1676
1/2-SW-2-317-150-3	M2-0234	D1.10 D1.10	D-A	P I	SIT SHT	VT-2	Po TABLE 4	To TABLE 5		1677
1/2-SW-2-318-150-3	M2-0234	D1.10 D1.10	D-A	P I	SIT SHT	VT-2	Po TABLE 4	To TABLE 5		1678
1/2-SW-2-319-150-3	M2-0234	D1.10 D1.10	D-A	P I	SIT SHT	VT-2	Po TABLE 4	To TABLE 5		1679
1/2-SW-2-320-150-3	M2-0234	D1.10 D1.10	D-A	P I	SIT SHT	VT-2	Po TABLE 4	To TABLE 5		1680
1/2-SW-2-321-150-3	M2-0234	D1.10 D1.10	D-A	P I	SIT SHT	VT-2	Po TABLE 4	To TABLE 5		1681
1/2-SW-2-322-150-3	M2-0234	D1.10 D1.10	D-A	P I	SIT SHT	VT-2	Po TABLE 4	To TABLE 5		1682
1/2-SW-2-323-150-3	M2-0234	D1.10 D1.10	D-A	P I	SIT SHT	VT-2	Po TABLE 4	To TABLE 5		1683
1/2-SW-2-324-150-3	M2-0234	D1.10 D1.10	D-A	P I	SIT SHT	VT-2	Po TABLE 4	To TABLE 5		1684
1/2-SW-2-325-150-3	M2-0234	D1.10 D1.10	D-A	P I	SIT SHT	VT-2	Po TABLE 4	To TABLE 5		1685
1/2-SW-2-326-150-3	M2-0234	D1.10 D1.10	D-A	P I	SIT SHT	VT-2	Po TABLE 4	To TABLE 5		1686

UNIT 2 ASME SECTION XI INSERVICE PRESSURE  
TEST LINE LIST  
TABLE 9

Line/Component No.	Flow Diagram No.	ASME Item	Exam CAT	Test Freq.	Type Test	Exam Method	Test Pressure	Test Temp.	Notes/Comments	REC NO.
=====	=====	====	====	=====	====	=====	=====	=====	=====	====
** SERVICE WATER (SW)										
1/2-SW-2-327-150-3	M2-0234	D1.10 D1.10	D-A	P I	SIT SHT	VT-2	Po TABLE 4	To TABLE 5		1687
2-SW-2-328-150-3	M2-0234	D1.10 D1.10	D-A	P I	SIT SHT	VT-2	Po TABLE 4	To TABLE 5		1688
2-SW-2-329-150-3	M2-0234	D1.10 D1.10	D-A	P I	SIT SHT	VT-2	Po TABLE 4	To TABLE 5		1689
2-SW-2-346-150-3	M2-0234	D1.10 D1.10	D-A	P I	SIT SHT	VT-2	Po TABLE 4	To TABLE 5		1690
2-SW-2-347-150-3	M2-0234	D1.10 D1.10	D-A	P I	SIT SHT	VT-2	Po TABLE 4	To TABLE 5		1691
2-SW-2-368-150-3	M2-0234	D1.10 D1.10	D-A	P I	SIT SHT	VT-2	Po TABLE 4	To TABLE 5		1692
2-SW-2-369-150-3	M2-0234	D1.10 D1.10	D-A	P I	SIT SHT	VT-2	Po TABLE 4	To TABLE 5		1693
2-SW-2-386-150-3	M2-0234	D1.10 D1.10	D-A	P I	SIT SHT	VT-2	Po TABLE 4	To TABLE 5		1694
2-SW-2-387-150-3	M2-0234	D1.10 D1.10	D-A	P I	SIT SHT	VT-2	Po TABLE 4	To TABLE 5		1695
1 1/2-SW-2-394-150-3	M2-0234	D1.10 D1.10	D-A	P I	SIT SHT	VT-2	Po TABLE 4	To TABLE 5		1932
1 1/2-SW-2-395-150-3	M2-0234	D1.10 D1.10	D-A	P I	SIT SHT	VT-2	Po TABLE 4	To TABLE 5		1696
1 1/2-SW-2-396-150-3	M2-0234	D1.10 D1.10	D-A	P I	SIT SHT	VT-2	Po TABLE 4	To TABLE 5		1933

UNIT 2 ASME SECTION XI INSERVICE PRESSURE  
TEST LINE LIST  
TABLE 9

Line/Component No. =====	Flow Diagram No. =====	ASME Item =====	Exam CAT =====	Test Freq. =====	Type Test =====	Exam Method =====	Test Pressure =====	Test Temp. =====	Notes/Comments =====	REC NO. =====
** SERVICE WATER (SW)										
1 1/2-SW-2-397-150-3	M2-0234	D1.10 D1.10	D-A	P I	SIT SHT	VT-2	Po TABLE 4	To TABLE 5		1934
1-SW-2-398-150-3	M2-0234	D1.10 D1.10	D-A	P I	SIT SHT	VT-2	Po TABLE 4	To TABLE 5		1697
1-SW-2-399-150-3	M2-0234	D1.10 D1.10	D-A	P I	SIT SHT	VT-2	Po TABLE 4	To TABLE 5		1698
1-SW-2-400-150-3	M2-0234	D1.10 D1.10	D-A	P I	SIT SHT	VT-2	Po TABLE 4	To TABLE 5		1699
1-SW-2-401-150-3	M2-0234	D1.10 D1.10	D-A	P I	SIT SHT	VT-2	Po TABLE 4	To TABLE 5		1700
3-SW-2-900-2503-3	M2-0233	D1.10 D1.10	D-A	P I	SIT SHT	VT-2	Po TABLE 4	To TABLE 5		1701
3-SW-2-901-2503-3	M2-0233	D1.10 D1.10	D-A	P I	SIT SHT	VT-2	Po TABLE 4	To TABLE 5		1702
2-SW-2-902-150-3	M2-0234	D1.10 D1.10	D-A	P I	SIT SHT	VT-2	Po TABLE 4	To TABLE 5		1703
1-SW-2-905-150-3	M2-0234	D1.10 D1.10	D-A	P I	SIT SHT	VT-2	Po TABLE 4	To TABLE 5		1704
2-SW-2-906-150-3	M2-0234	D1.10 D1.10	D-A	P I	SIT SHT	VT-2	Po TABLE 4	To TABLE 5		1705
2-SW-2-908-150-3	M2-0234	D1.10 D1.10	D-A	P I	SIT SHT	VT-2	Po TABLE 4	To TABLE 5		1935
1-SW-2-909-150-3	M2-0234	D1.10 D1.10	D-A	P I	SIT SHT	VT-2	Po TABLE 4	To TABLE 5		1706

UNIT 2 ASME SECTION XI INSERVICE PRESSURE  
TEST LINE LIST  
TABLE 9

Line/Component No.	Flow Diagram No.	ASME Item	Exam CAT	Test Freq.	Type Test	Exam Method	Test Pressure	Test Temp.	Notes/Comments	REC NO.
=====	=====	====	====	=====	====	=====	=====	=====	=====	====
** SERVICE WATER (SW)										
2-SW-2-915-150-3	M2-0234	D1.10 D1.10	D-A	P I	SIT SHT	VT-2	Po TABLE 4	To TABLE 5		1707
4-SW-2-916-151-3	M2-0234	D1.10 D1.10	D-A	P I	SIT SHT	VT-2	Po TABLE 4	To TABLE 5		1936
1-SW-2-917-150-3	M2-0234	D1.10 D1.10	D-A	P I	SIT SHT	VT-2	Po TABLE 4	To TABLE 5		1708
3-SW-2-918-150-3	M2-0234	D1.10 D1.10	D-A	P I	SIT SHT	VT-2	Po TABLE 4	To TABLE 5		1709
1-SW-2-919-150-3	M2-0234	D1.10 D1.10	D-A	P I	SIT SHT	VT-2	Po TABLE 4	To TABLE 5		1710
3-SW-2-920-150-3	M2-0234	D1.10 D1.10	D-A	P I	SIT SHT	VT-2	Po TABLE 4	To TABLE 5		1711
1-SW-2-941-150-3	M2-0233	D1.10 D1.10	D-A	P I	SIT SHT	VT-2	Po TABLE 4	To TABLE 5		1712
1-SW-2-942-150-3	M2-0233	D1.10 D1.10	D-A	P I	SIT SHT	VT-2	Po TABLE 4	To TABLE 5		1713
1-SW-2-943-150-3	M2-0233	D1.10 D1.10	D-A	P I	SIT SHT	VT-2	Po TABLE 4	To TABLE 5		1714
1-SW-2-944-150-3	M2-0233	D1.10 D1.10	D-A	P I	SIT SHT	VT-2	Po TABLE 4	To TABLE 5		1715
1-SW-2-945-150-3	M2-0233	D1.10 D1.10	D-A	P I	SIT SHT	VT-2	Po TABLE 4	To TABLE 5		1716
1-SW-2-946-150-3	M2-0233	D1.10 D1.10	D-A	P I	SIT SHT	VT-2	Po TABLE 4	To TABLE 5		1717

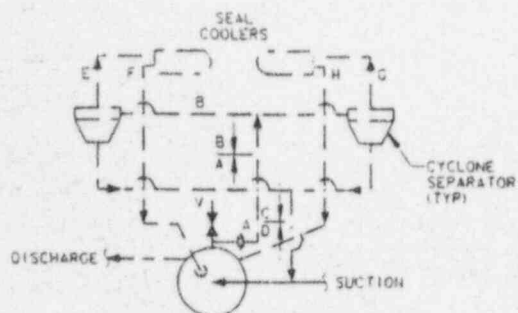
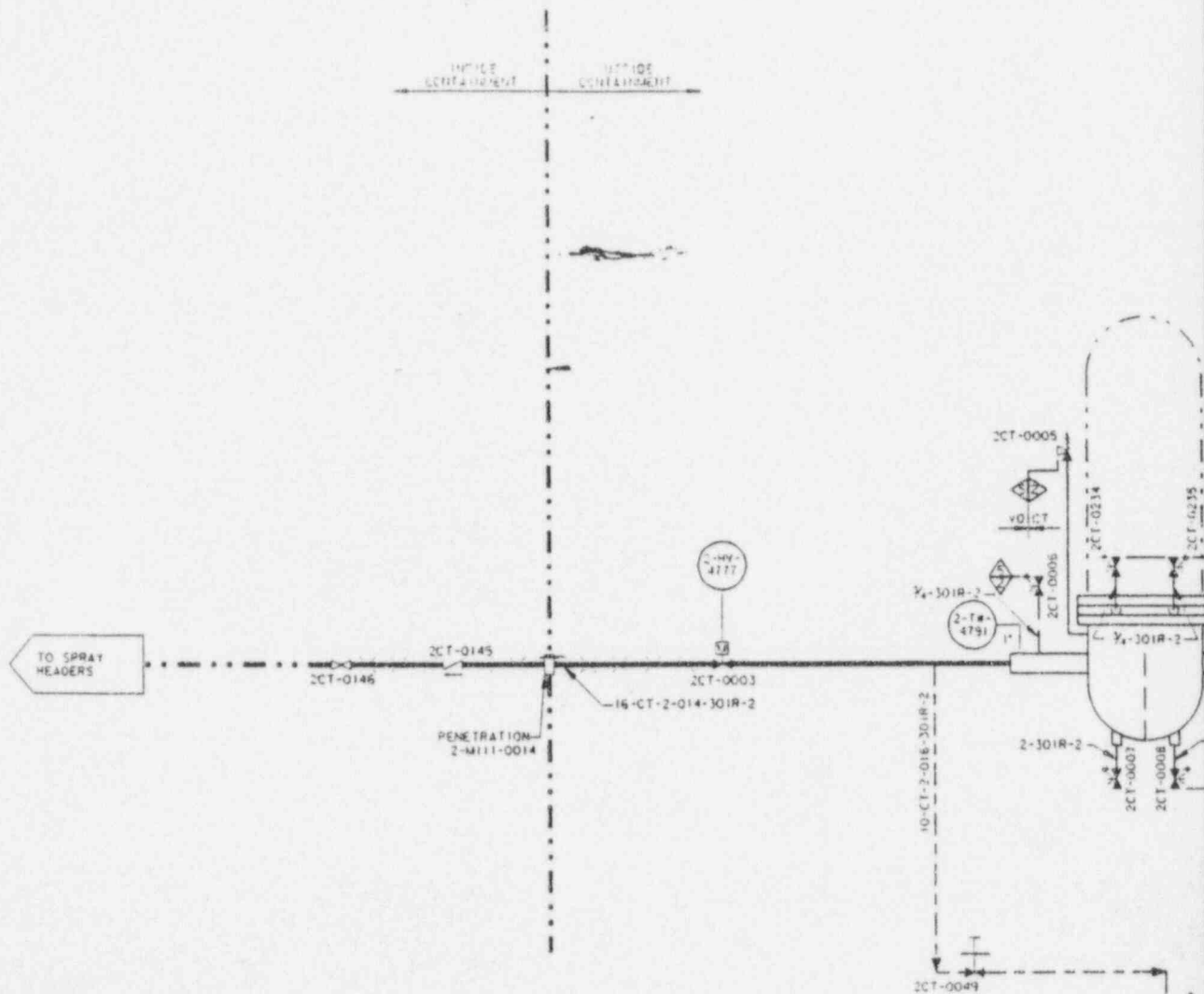
UNIT 2 ASME SECTION XI INSERVICE PRESSURE  
TEST LINE LIST  
TABLE 9

Line/Component No.	Flow Diagram No.	ASME Item	Exam CAT	Test Freq.	Type Test	Exam Method	Test Pressure	Test Temp.	Notes/Comments	REC NO.
=====	=====	=====	=====	=====	=====	=====	=====	=====	=====	=====
** SERVICE WATER (SW)										
3/4-SW-2-949-152-3	M2-0234	D1.10 D1.10	D-A	P I	SIT SHT	VT-2	Po TABLE 4	To TABLE 5		1718
3/4-SW-2-950-1303-3	M2-0234	D1.10 D1.10	D-A	P I	SIT SHT	VT-2	Po TABLE 4	To TABLE 5		1719
3/4-SW-2-951-150-3	M2-0234	D1.10 D1.10	D-A	P I	SIT SHT	VT-2	Po TABLE 4	To TABLE 5		1720
3/4-SW-2-952-150-3	M2-0234	D1.10 D1.10	D-A	P I	SIT SHT	VT-2	Po TABLE 4	To TABLE 5		1721
3/4-SW-2-953-150-3	M2-0234	D1.10 D1.10	D-A	P I	SIT SHT	VT-2	Po TABLE 4	To TABLE 5		1722
1/2-SW-2-954-150-3	M2-0234	D1.10 D1.10	D-A	P I	SIT SHT	VT-2	Po TABLE 4	To TABLE 5		1723
3/4-SW-2-955-150-3	M2-0234	D1.10 D1.10	D-A	P I	SIT SHT	VT-2	Po TABLE 4	To TABLE 5		1724
3/4-SW-2-956-150-3	M2-0234	D1.10 D1.10	D-A	P I	SIT SHT	VT-2	Po TABLE 4	To TABLE 5		1725
3/4-SW-2-957-150-3	M2-0234	D1.10 D1.10	D-A	P I	SIT SHT	VT-2	Po TABLE 4	To TABLE 5		1726
3/4-SW-2-958-150-3	M2-0234	D1.10 D1.10	D-A	P I	SIT SHT	VT-2	Po TABLE 4	To TABLE 5		1937
24-SW-2-959-151-3	M2-0233-A	D1.10 D1.10	D-A	P I	SIT SHT	VT-2	Po TABLE 4	To TABLE 5		1770
24-SW-2-960-150-3	M2-0233-A	D1.10 D1.10	D-A	P I	SIT SHT	VT-2	Po TABLE 4	To TABLE 5	(4) DWNSTRM SW-002	1727



UNIT 2 ASME SECTION XI INSERVICE PRESSURE  
TEST LINE LIST  
TABLE 9

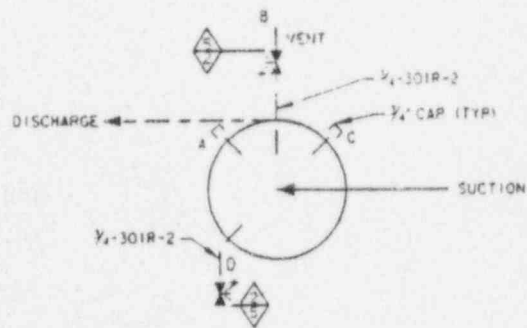
Line/Component No. =====	Flow Diagram No. =====	ASME Item =====	Exam CAT =====	Test Freq. =====	Type Test =====	Exam Method =====	Test Pressure =====	Test Temp. =====	Notes/Comments =====	REC NO. =====
** SERVICE WATER (SW)										
24-SW-2-961-151-3	M2-0233-A	D1.10 D1.10	D-A	P I	SIT SHT	VT-2	Po TABLE 4	To TABLE 5		1728
24-SW-2-962-150-3	M2-0233-A	D1.10 D1.10	D-A	P I	SIT SHT	VT-2	Po TABLE 4	To TABLE 5		1729
24-SW-2-963-150-3	M2-0233-A	D1.10 D1.10	D-A	P I	SIT SHT	VT-2	Po TABLE 4	To TABLE 5		1730
CP2-SWAPSW-01 PUMP	M2-0233	D1.10 D1.10	D-A	P I	SIT SHT	VT-2	Po TABLE 4	To TABLE 5		1731
CP2-SWAPSW-02 PUMP	M2-0233	D1.10 D1.10	D-A	P I	SIT SHT	VT-2	Po TABLE 4	To TABLE 5		1732



**CONTAINMENT SPRAY PUMPS  
SEAL COOLER PIPING**  
SEE TABLE FOR LINE NUMBERS

PUMP NUMBER	VALVE NUMBER	XXX FOR LINE NUMBERS							
		A	B	C	D	E	F	G	H
CP2-CTAPCS-02	2CT-0193	913	914	915	916	917	918	919	920
CP2-CTAPCS-04	2CT-0195	929	930	931	932	933	934	935	936

LINE NUMBERS ARE 1/2-CT-1-XXX-1501R-2



**CONTAINMENT SPRAY PUMPS  
PUMPS, VENTS AND DRAINS  
(TYP 4)**

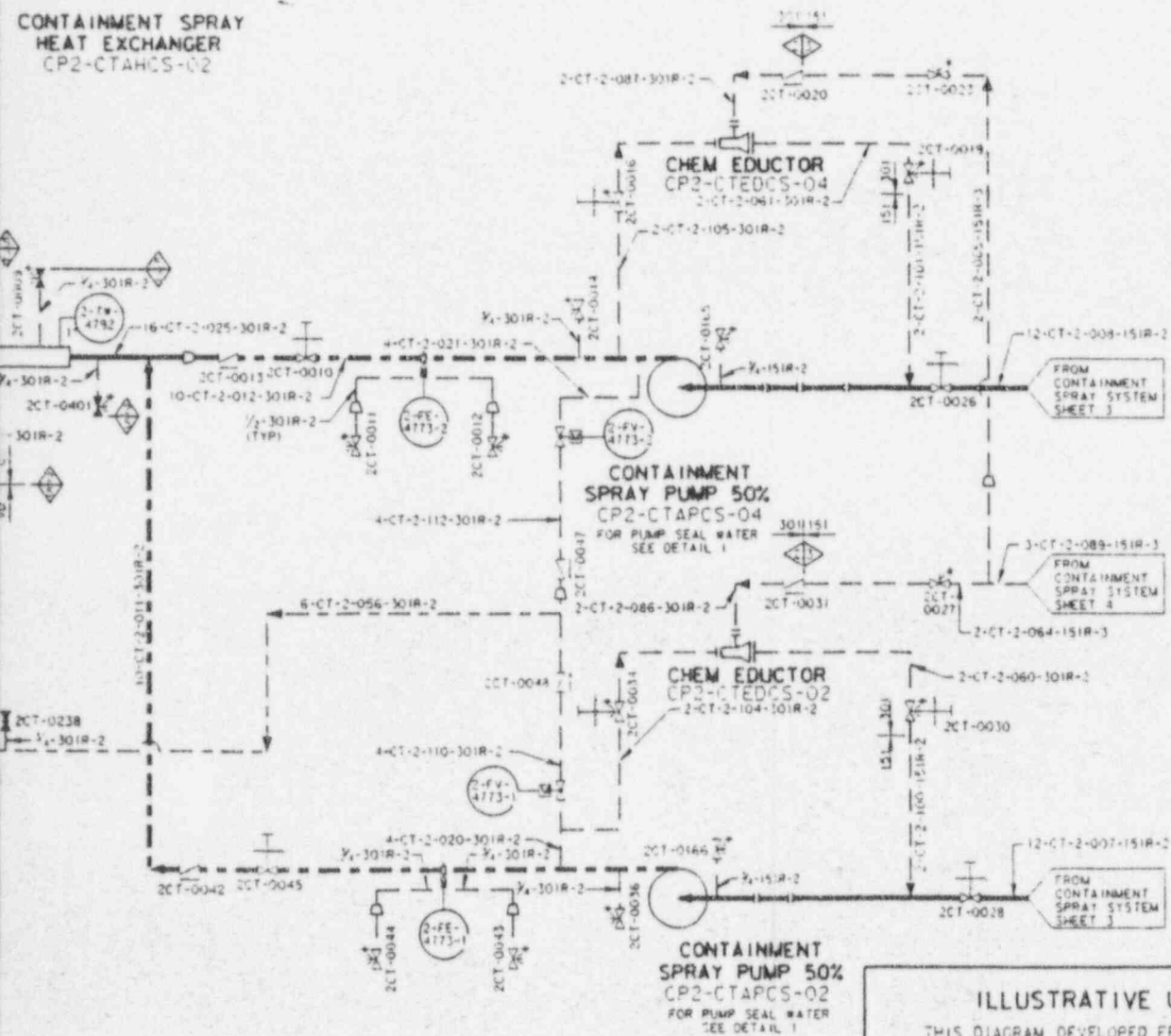
PUMP	A (SUCTION VENT)	B (DISCH VENT)	C (SUCTION VENT)	D (DRAIN)
CP2-CTAPCS-02	-	2CT-0193	-	2CT-0035
CP2-CTAPCS-04	-	2CT-0195	-	2CT-0017

**DETAIL 1**

# ANSTEC APERTURE CARD

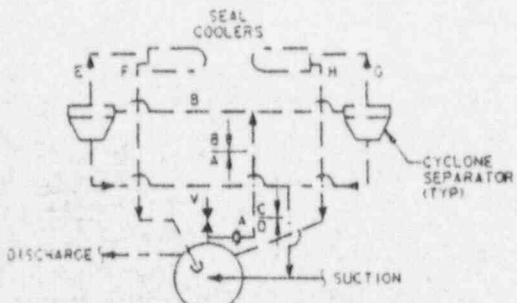
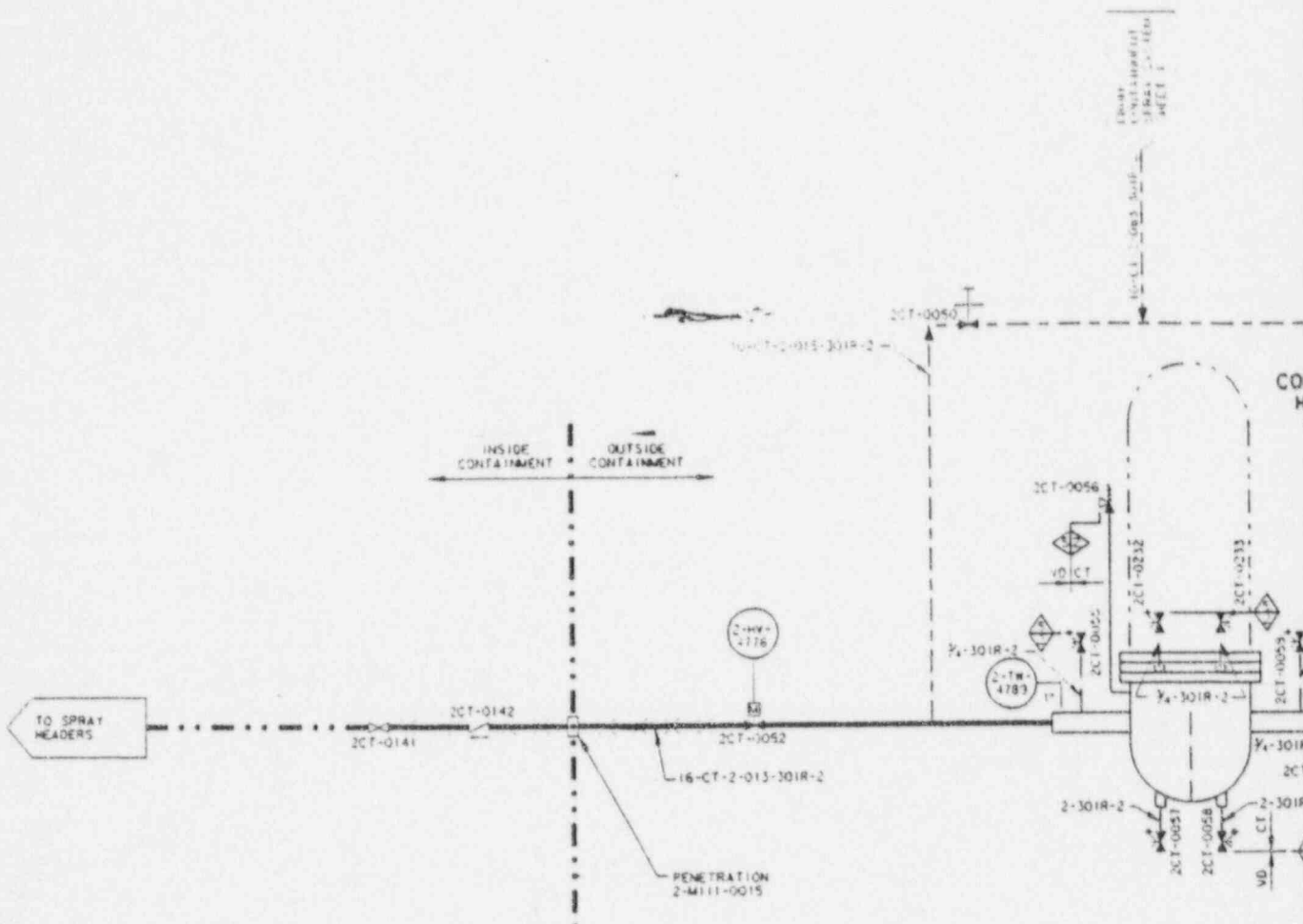
Also Available on  
Aperture Card

CONTAINMENT SPRAY  
HEAT EXCHANGER  
CP2-CTAHCS-02



ILLUSTRATIVE USE ONLY THIS DIAGRAM DEVELOPED FROM FLOW DIAGRAM M2-0232	
TU ELECTRIC CPSES UNIT 2	
INSERVICE INSPECTION BOUNDARY DIAGRAM	
CONTAINMENT SPRAY SYSTEM SHEET 1 OF 4	
REV 2	APPROVED: <i>David H. Z...</i> 12/18/95

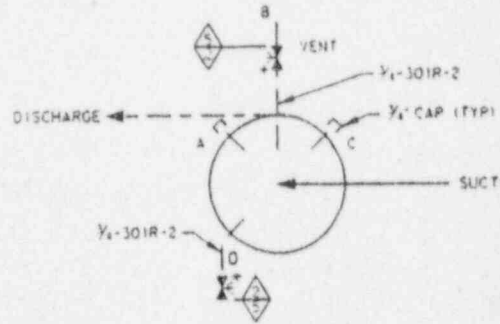
9604220338-01



CONTAINMENT SPRAY PUMPS  
SEAL COOLER PIPING  
SEE TABLE FOR LINE NUMBERS

PUMP NUMBER	VALVE NUMBER	XXX FOR LINE NUMBERS							
		A	B	C	D	E	F	G	H
CP2-CTAPCS-01	ZCT-0192	905	906	907	908	909	910	911	912
CP2-CTAPCS-03	ZCT-0194	921	922	923	924	925	926	927	928

LINE NUMBERS ARE 1/2-CT-2-XXX-1501R-2



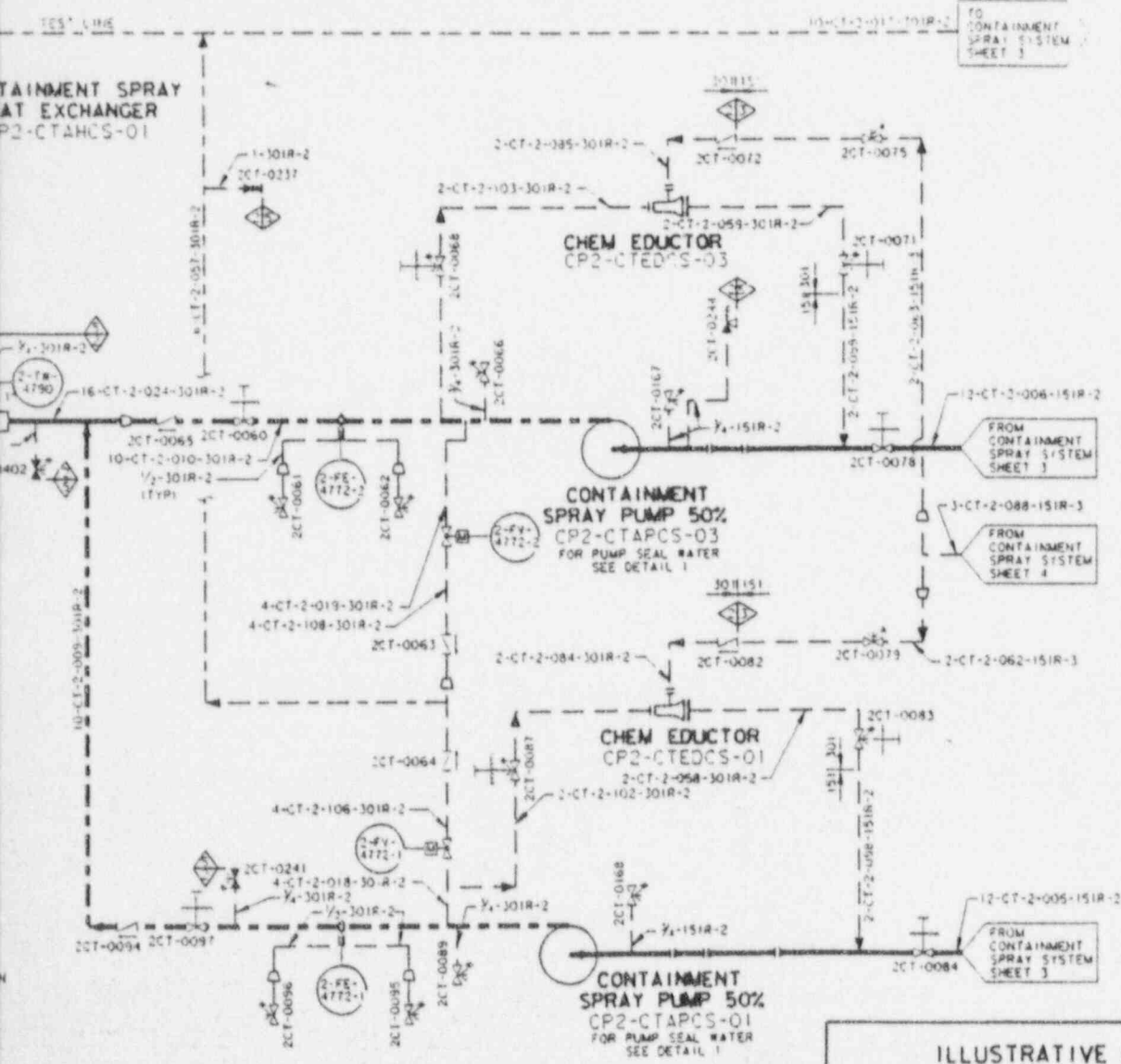
CONTAINMENT SPRAY PUMPS  
PUMPS, VENTS AND DRAINS  
(TYP 4)

PUMP	A (SUCTION VENT)		B (DISCH VENT)		C (SUCTION VENT)	
CP2-CTAPCS-01	-		ZCT-0192		-	
CP2-CTAPCS-03	-		ZCT-0194		-	

DETAIL I

# ANSTEC APERTURE CARD

Also Available on  
Aperture Card



CONTAINMENT SPRAY  
VALVE EXCHANGER  
CP2-CTAVCS-01

CHEM EDUCTOR  
CP2-CTEDCS-03

CONTAINMENT  
SPRAY PUMP 50%  
CP2-CTAPCS-03  
FOR PUMP SEAL WATER  
SEE DETAIL 1

CHEM EDUCTOR  
CP2-CTEDCS-01

CONTAINMENT  
SPRAY PUMP 50%  
CP2-CTAPCS-01  
FOR PUMP SEAL WATER  
SEE DETAIL 1

TO  
CONTAINMENT  
SPRAY SYSTEM  
SHEET 1

FROM  
CONTAINMENT  
SPRAY SYSTEM  
SHEET 3

FROM  
CONTAINMENT  
SPRAY SYSTEM  
SHEET 4

FROM  
CONTAINMENT  
SPRAY SYSTEM  
SHEET 3

ILLUSTRATIVE USE ONLY  
THIS DIAGRAM DEVELOPED FROM FLOW DIAGRAM  
M2-0232

TU ELECTRIC  
CPSES UNIT 2

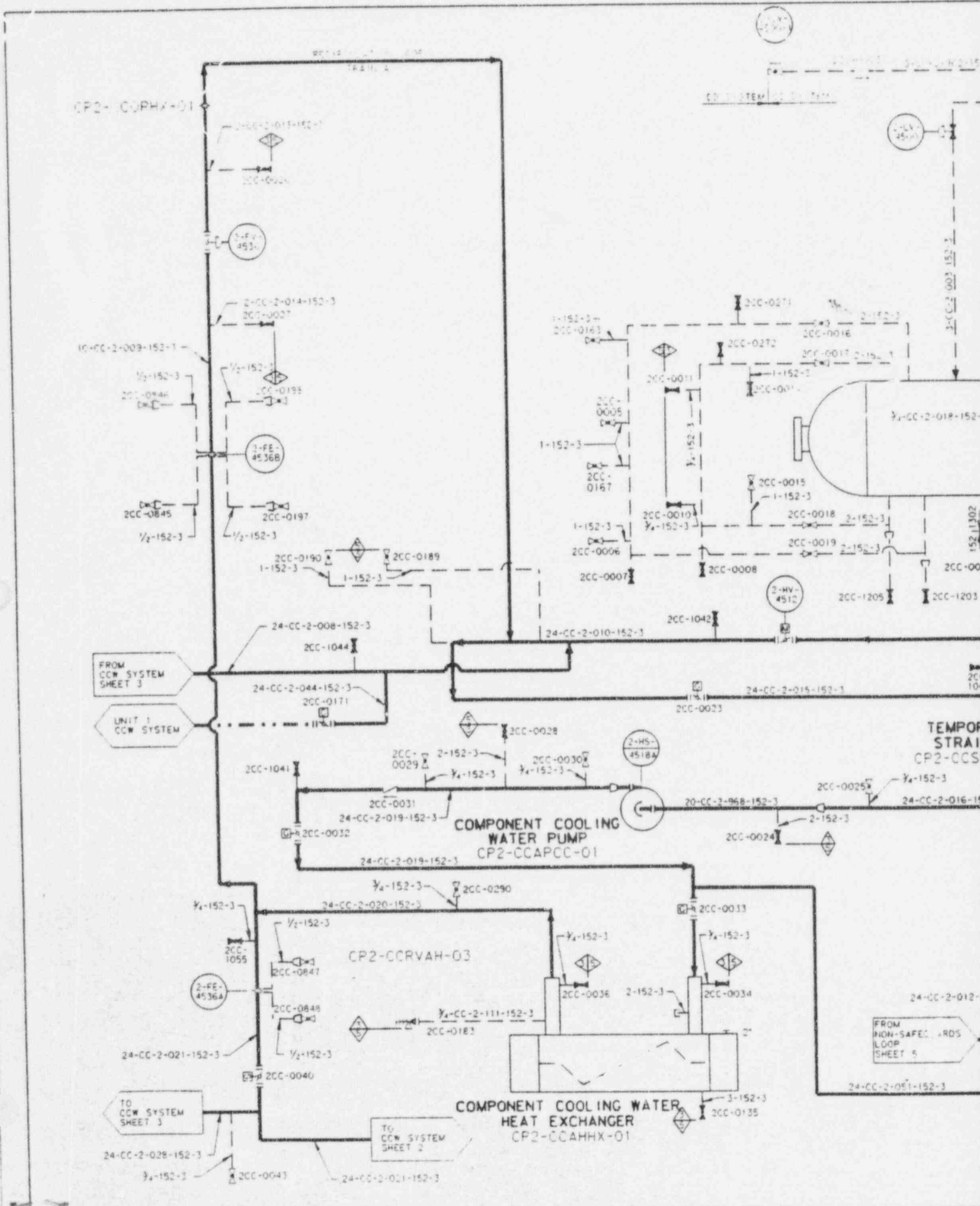
INSERVICE INSPECTION  
BOUNDARY DIAGRAM

CONTAINMENT SPRAY SYSTEM  
SHEET 2 OF 4

REV 2 APPROVED: *David L. Zol* 12/18/95

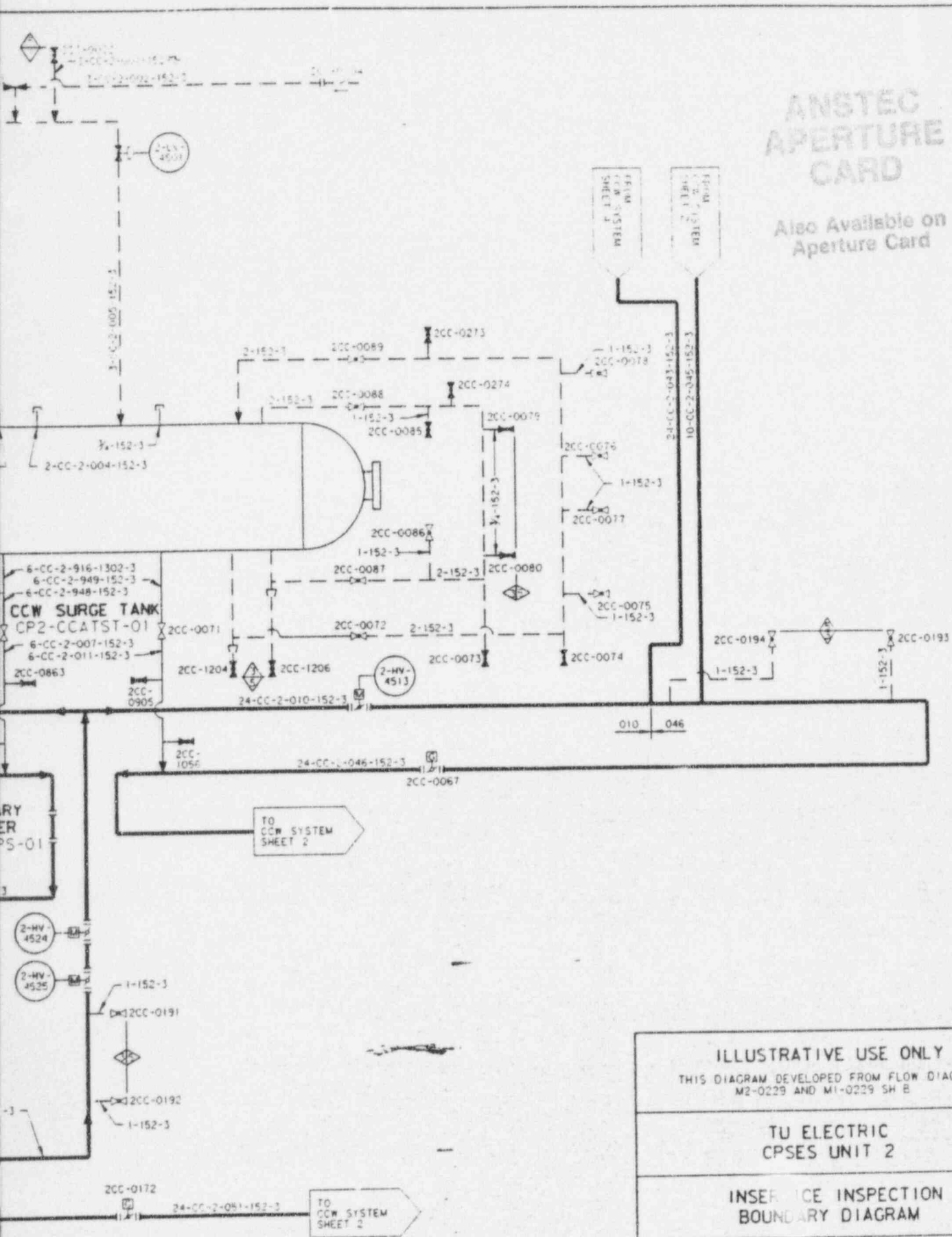
0  
DRAIN  
T-0086  
T-0069

*No 4220338-02*



# ANSTEC APERTURE CARD

Also Available on Aperture Card



ILLUSTRATIVE USE ONLY THIS DIAGRAM DEVELOPED FROM FLOW DIAGRAM M2-0229 AND M1-0229 SH B	
TO ELECTRIC CPSES UNIT 2	
INSERVICE INSPECTION BOUNDARY DIAGRAM	
COMPONENT COOLING WATER SYSTEM SHEET 1 OF 9	
REV 2	APPROVED: <i>David L. Felt</i> 1/14/75

9604220338:03

TO  
CCW SYSTEM  
SHEET 1

FROM  
CCW SYSTEM  
SHEET 1

24-CC-2-046-152-3

TEMPORARY  
STRAINER  
CP2-CCSRPS-02

24-CC-2-047-152-3

2CC-0065

2CC-0066

20-CC-2-969-152-3

2-HS-4519A

COMPONENT COOLING  
WATER PUMP  
CP2-CCAPCC-02

24-CC-2-050-152-3

2CC-1043

2CC-0060

2CC-0061

FROM  
CCW SYSTEM  
SHEET

24-CC-2-051-152-3

2CC-0059

2CC-0053

24-CC-2-017-152-3

2CC-0055

2CC-0291

COMPONENT COOLING WATER  
HEAT EXCHANGER  
CP2-CCAHHX-02

3-152-3

2CC-0136

24-CC-2-344-152-3

FROM  
CCW SYSTEM  
SHEET 1

24-CC-2-021-152-3

24-CC-2-087-152-3

2-HV-4511

2-HV-4515

2-HV-4526

2-HV-4527

TO  
NON-SAFEGUARDS  
LOOP  
SHEET 5

2CC-0042

24-CC-2-032-152-3

2CC-0049

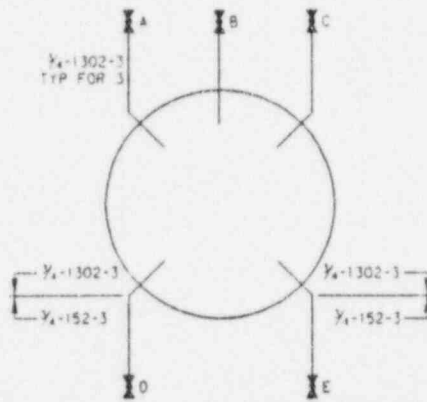
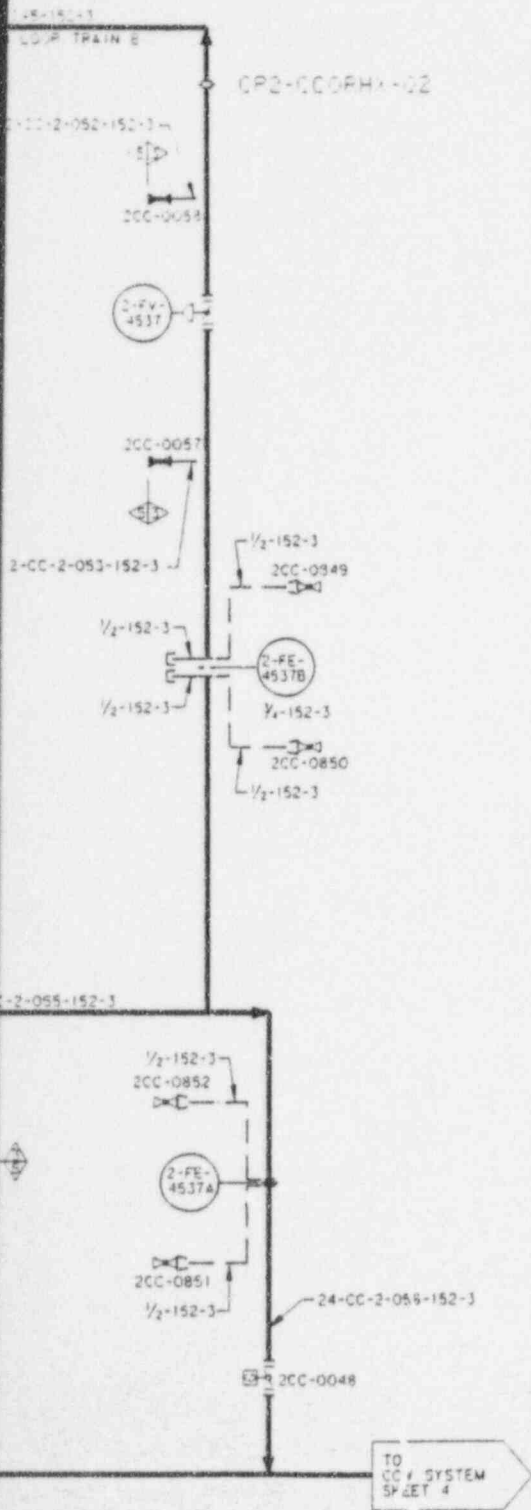
UNIT 1  
CCW SYSTEM

24-CC-2-087-152-3



# ANSTEC APERTURE CARD

Also Available on Aperture Card

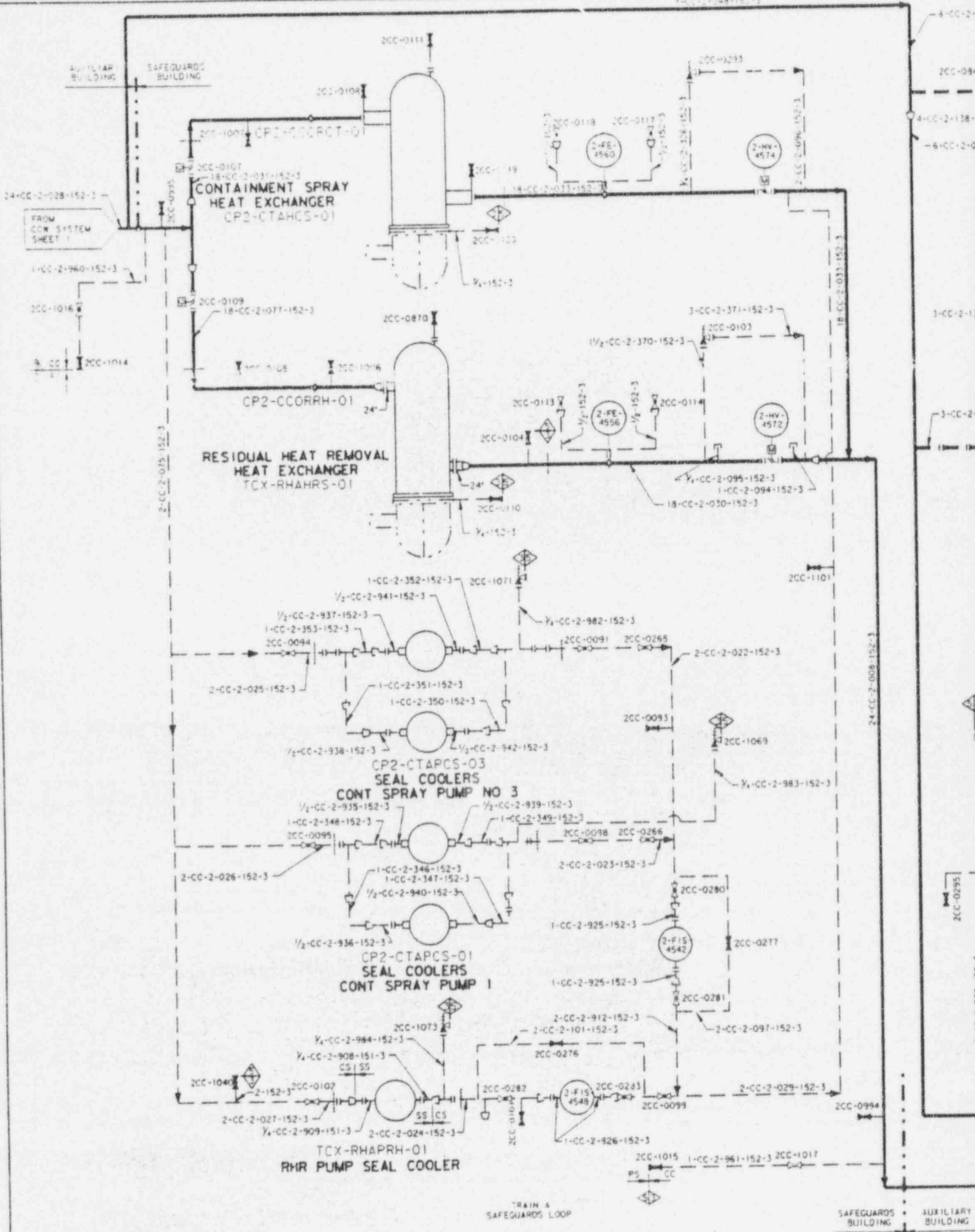


PUMP	A	B	C	D	E
CP2-CCAPCC-01	2CC-0232	2CC-0233	2CC-0234	2CC-0235	2CC-0236
CP2-CCAPCC-02	2CC-0237	2CC-0238	2CC-0239	2CC-0240	2CC-0241

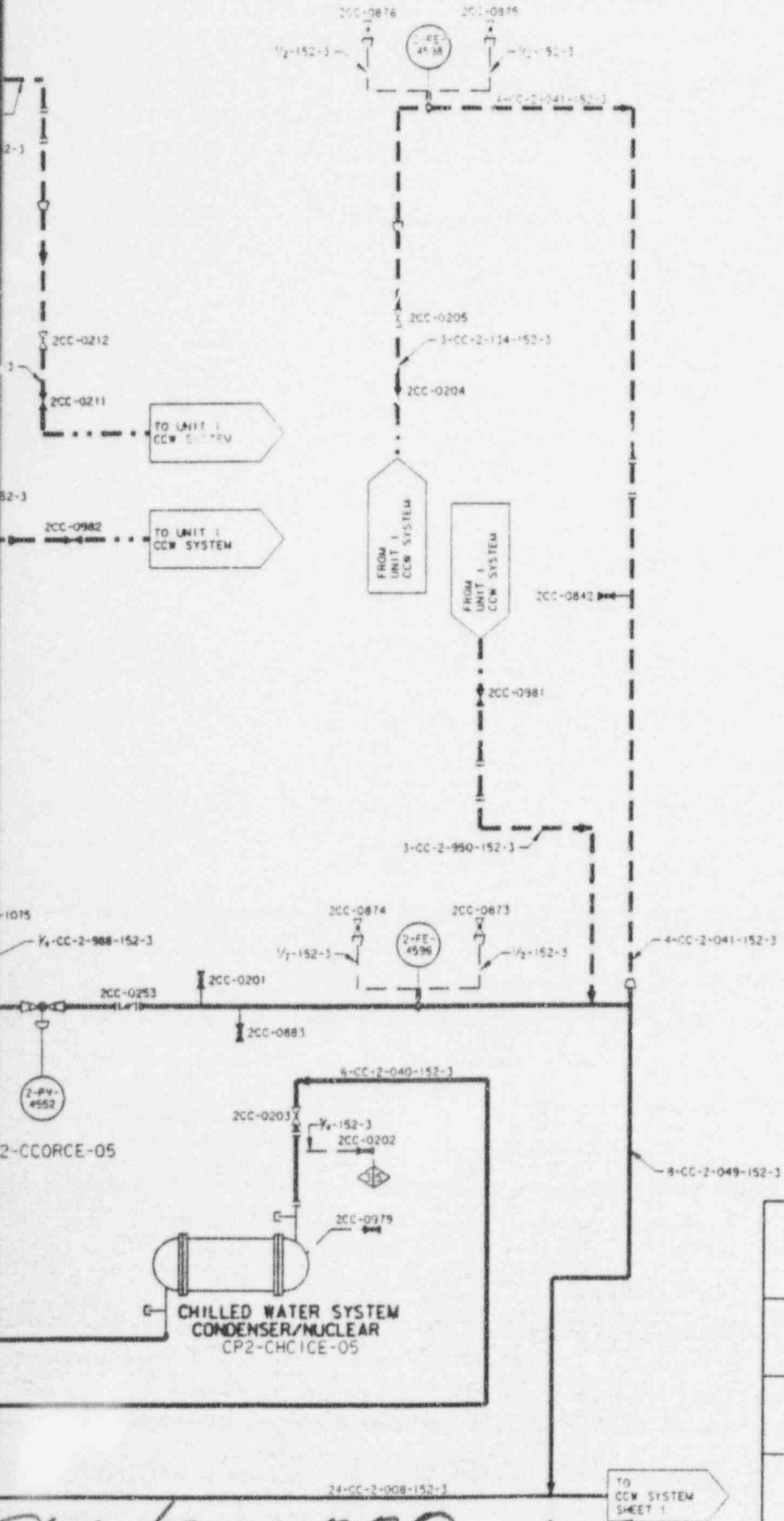
PUMPS CP2-CCAPCC-01,02  
VENTS AND DRAINS DETAIL

<p><b>ILLUSTRATIVE USE ONLY</b></p> <p>THIS DIAGRAM DEVELOPED FROM FLOW DIAGRAM M2-0229 AND M1-0229 SH B</p>	
<p><b>TU ELECTRIC CPSES UNIT 2</b></p>	
<p><b>INSERVICE INSPECTION BOUNDARY DIAGRAM</b></p>	
<p><b>COMPONENT COOLING WATER SYSTEM</b> SHEET 2 OF 9</p>	
REV 2	APPROVED: <i>[Signature]</i> 11/14/85

7604220.338-04



52-3



**ANSTEC  
APERTURE  
CARD**

Also Available on  
Aperture Card

ILLUSTRATIVE USE ONLY THIS DIAGRAM DEVELOPED FROM FLOW DIAGRAM M2-0229 SH A	
TU ELECTRIC CPSES UNIT 2	
INSERVICE INSPECTION BOUNDARY DIAGRAM	
COMPONENT COOLING WATER SYSTEM SHEET 3 OF 9	
REV 1	APPROVED: <i>[Signature]</i> 11/14/85

604220338-05

FROM  
CCW SYSTEM  
SHEET 2

CP2-CCORCE-06

1/2-CC-2-989-152-3

2CC-0296  
9-CC-2-107-152-3

CHILLED WATER SYSTEM  
CONDENSER/NUCLEAR  
CP2-CHCICE-06

FROM  
UNIT 1  
CCW SYSTEM

2CC-0221

SAFEGUARDS LOOP  
TRAIN B

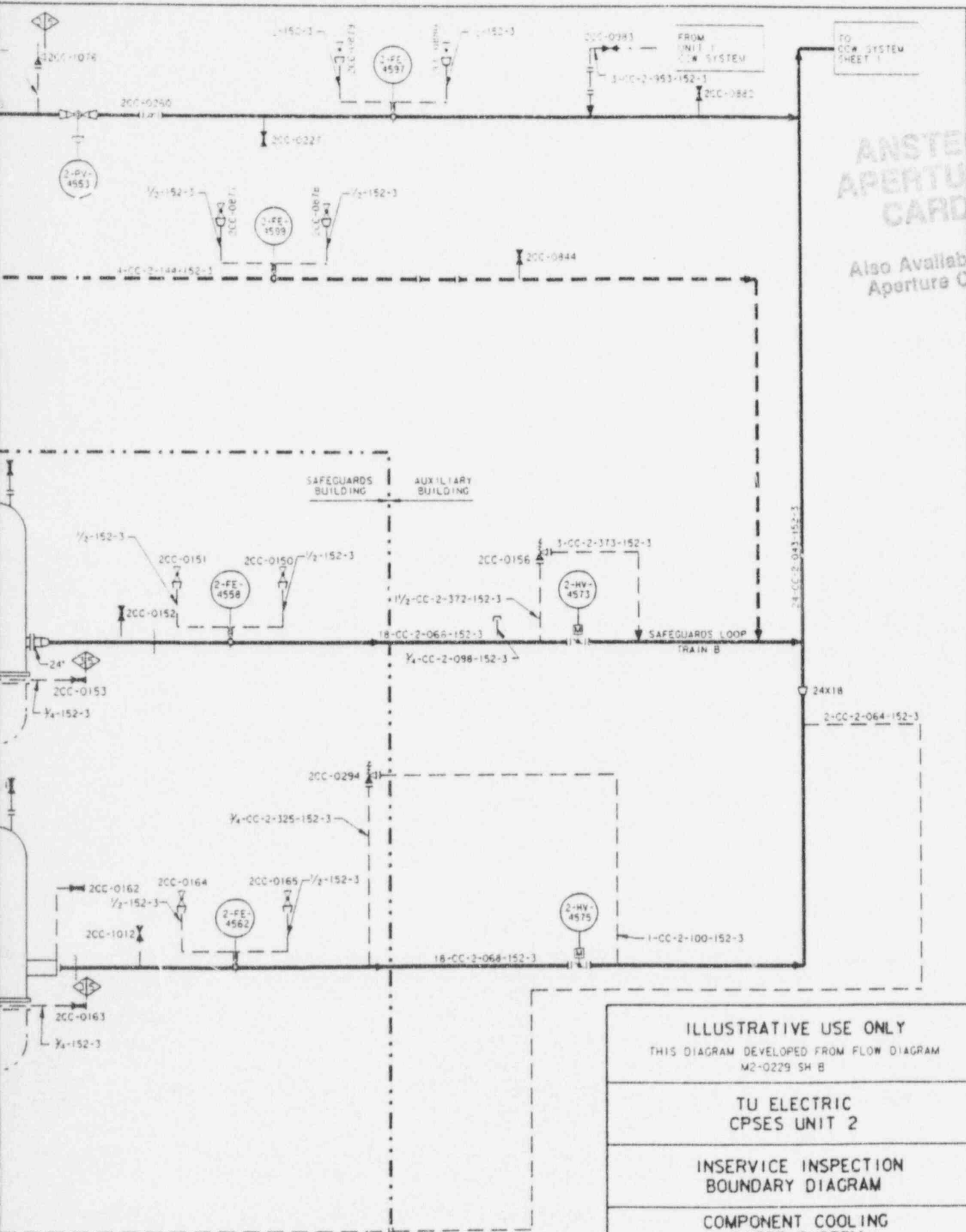
RESIDUAL HEAT REMOVAL  
HEAT EXCHANGER  
TCX-RHAHRS-02

CONT SPRAY PUMP 4  
SEAL COOLERS  
CP2-CTAPCS-04

CONT SPRAY PUMP 2  
SEAL COOLERS  
CP2-CTAPCS-02

CONTAINMENT SPRAY  
HEAT EXCHANGER  
CP2-CTAHCS-02

RHR PUMP SEAL COOLER  
TCX-RHAPRH-02



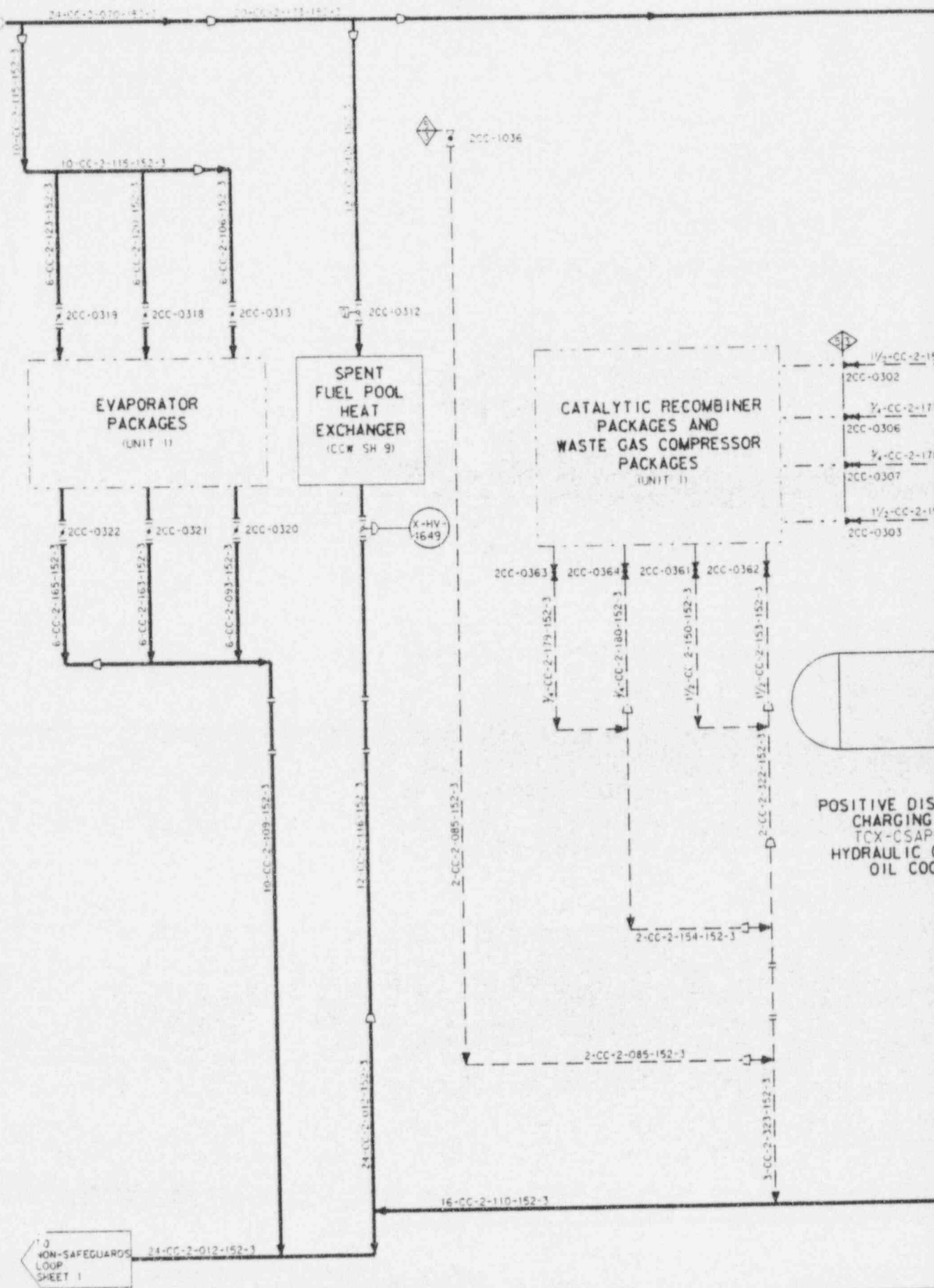
ANSTEC  
APERTURE  
CARD

Also Available on  
Aperture Card

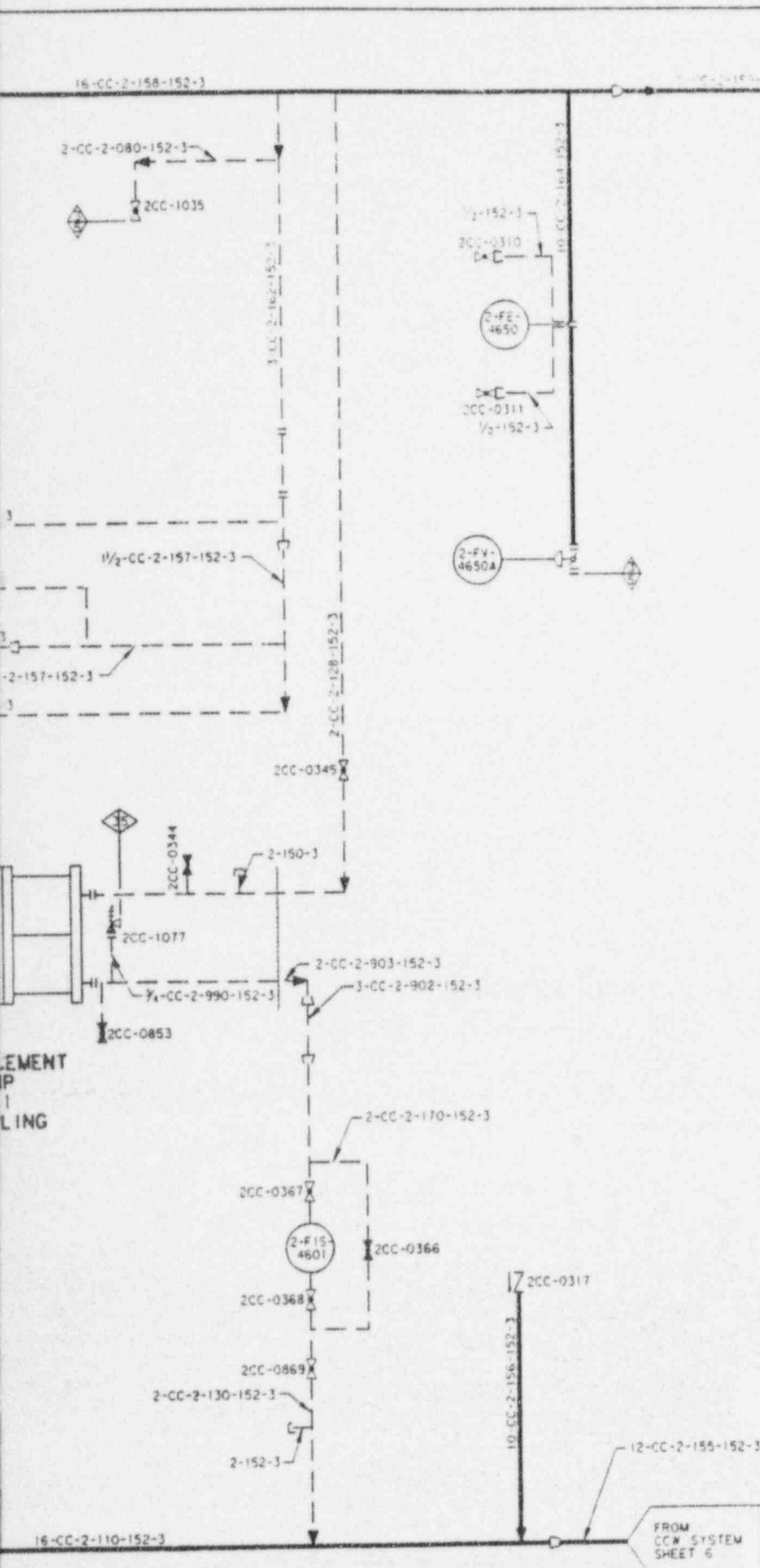
ILLUSTRATIVE USE ONLY THIS DIAGRAM DEVELOPED FROM FLOW DIAGRAM M2-0229 SH B	
TU ELECTRIC CPSES UNIT 2	
INSERVICE INSPECTION BOUNDARY DIAGRAM	
COMPONENT COOLING WATER SYSTEM SHEET 4 OF 9	
REV 1	APPROVED: <i>[Signature]</i> 11/14/97

9604220338-06

NON-SAFEGUARDS  
LOOP SHEET 2



NON-SAFEGUARDS  
LOOP SHEET 1



# ANSI 3 APERTURE CARD

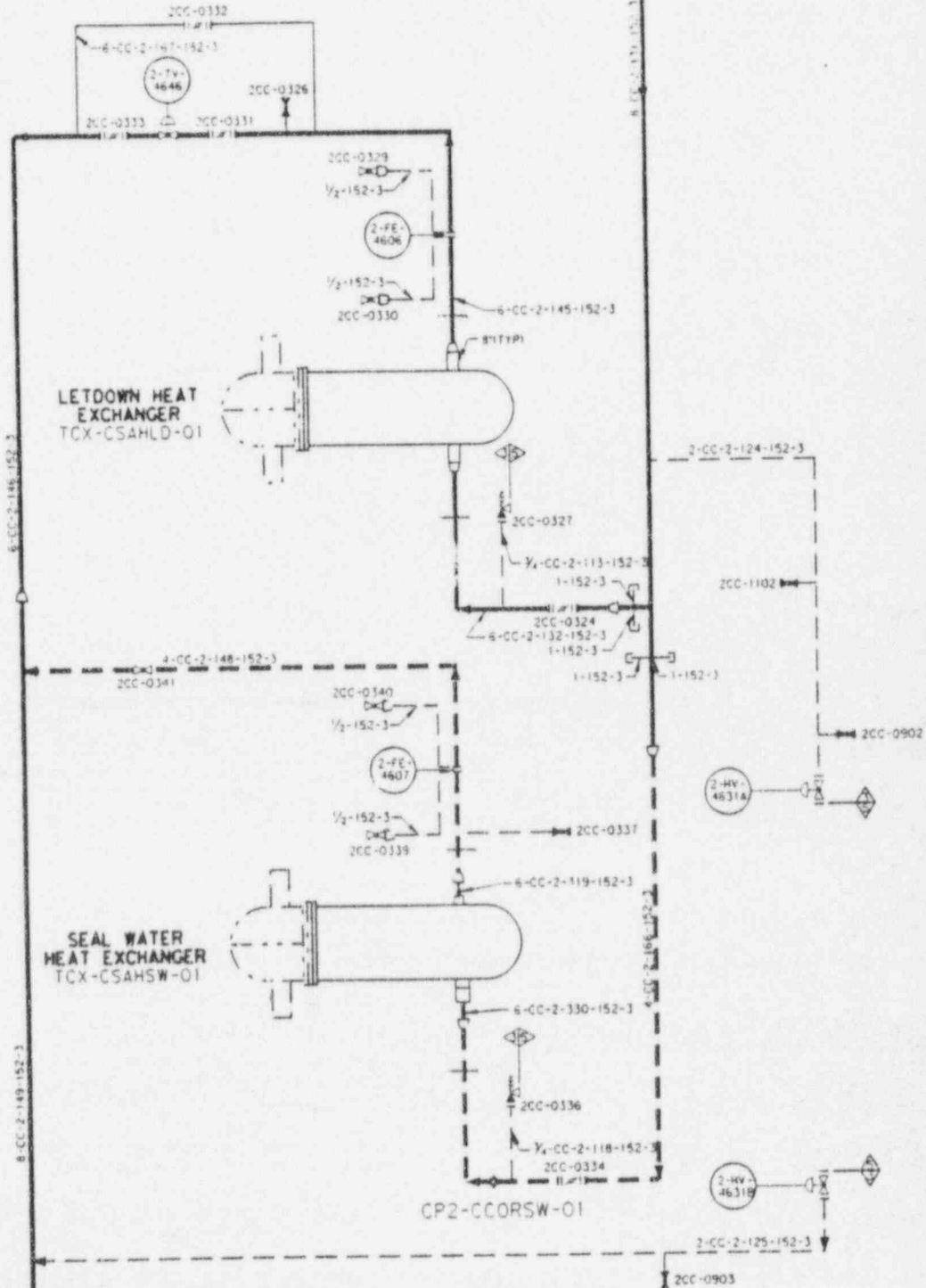
Also Available on  
Aperture Card

ILLUSTRATIVE USE ONLY THIS DIAGRAM DEVELOPED FROM FLOW DIAGRAM M2-0230	
TU ELECTRIC CPSES UNIT 2	
INSERVICE INSPECTION BOUNDARY DIAGRAM	
COMPONENT COOLING WATER SYSTEM SHEET 5 OF 9	
REV 1	APPROVED: <i>[Signature]</i> 11/14/95

9604220338-07

12-CC-2-159-152-3  
AUXILIARY SAFEGUARD  
BLDG BLDG UNIT 2

FROM  
CCW SYSTEM  
SHEET 5



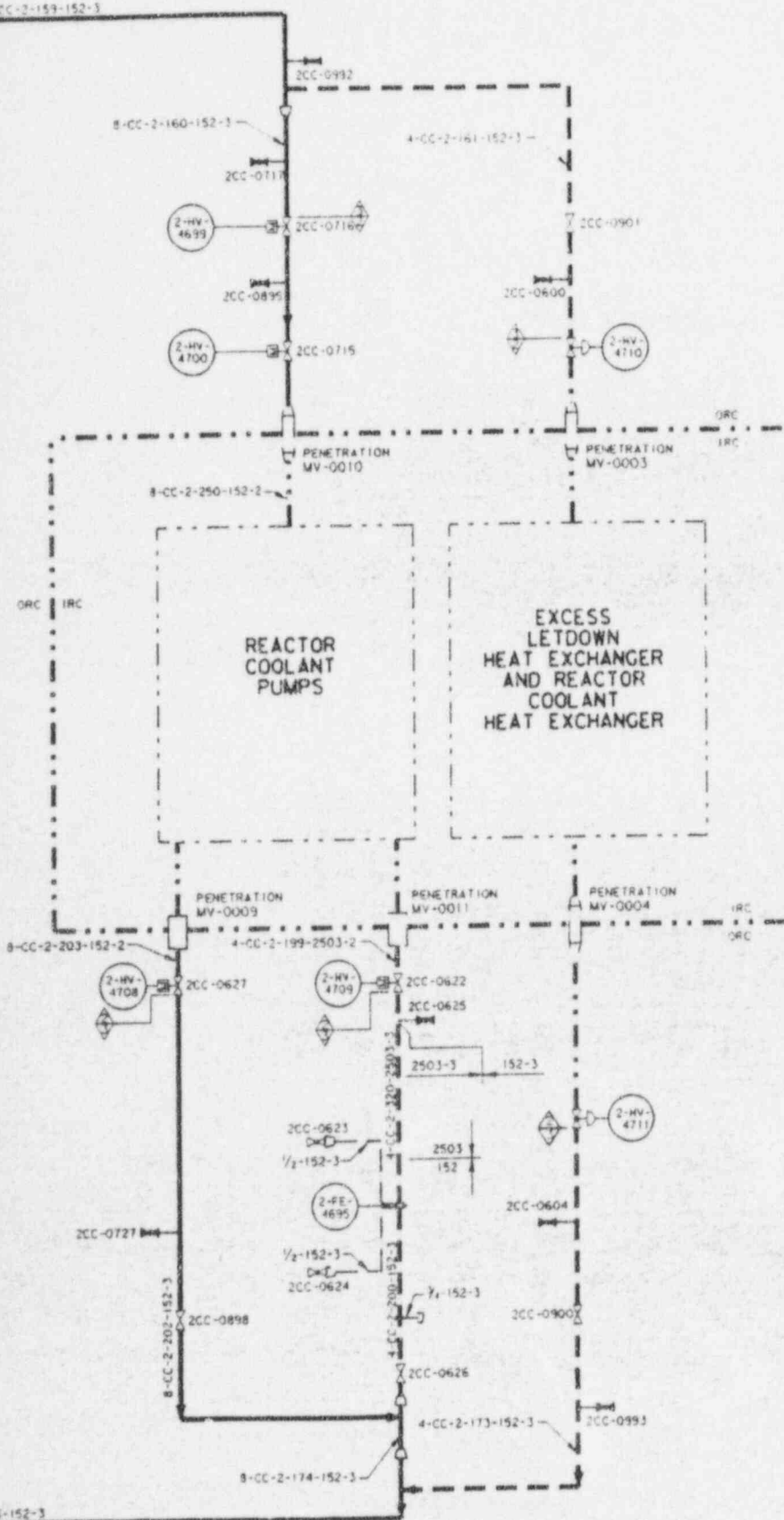
TO  
CCW SYSTEM  
SHEET 5

AUXILIARY SAFEGUARD  
BLDG BLDG UNIT 2



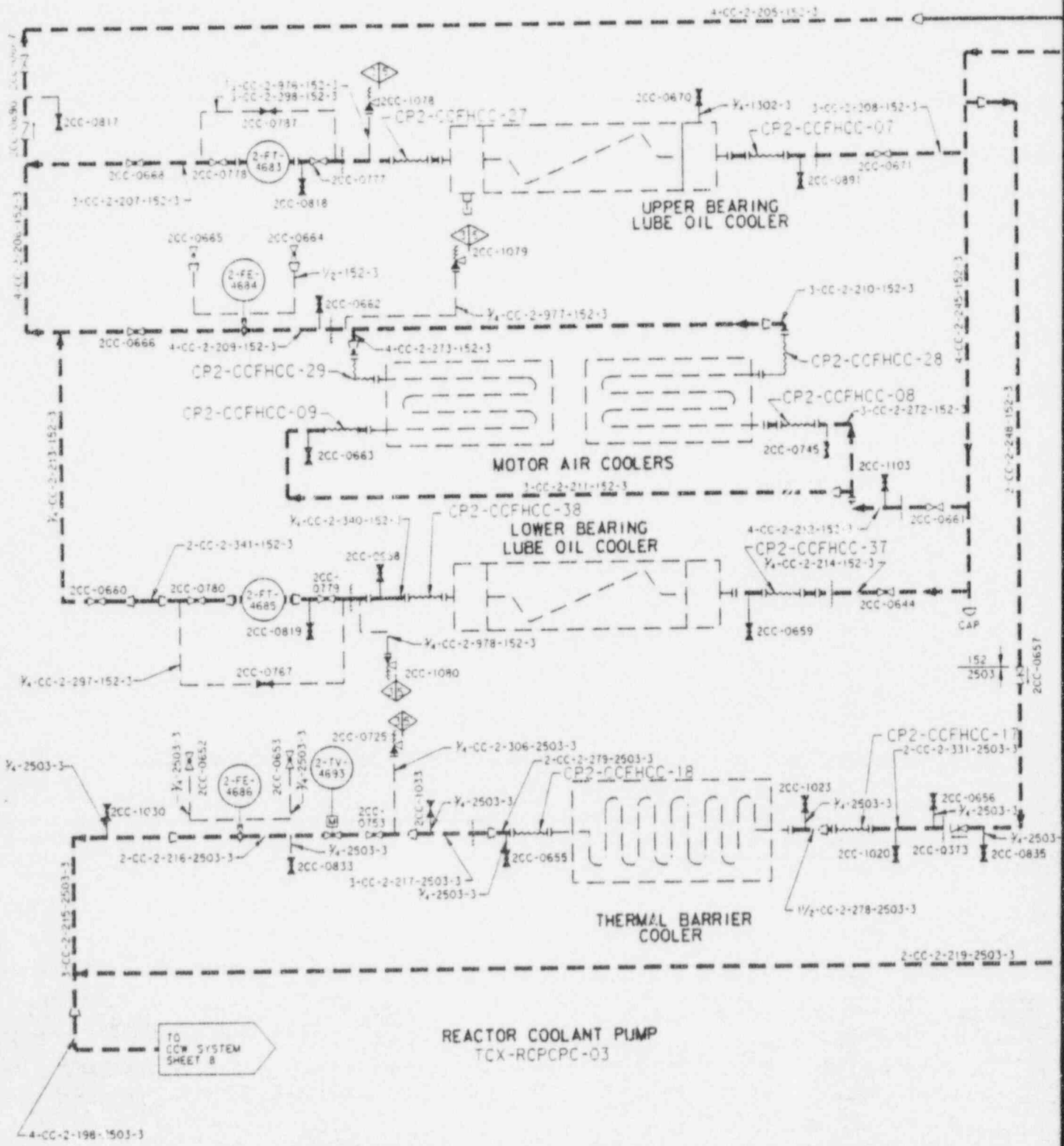
# ANSTEC APERTURE CARD

Also Available on Aperture Card



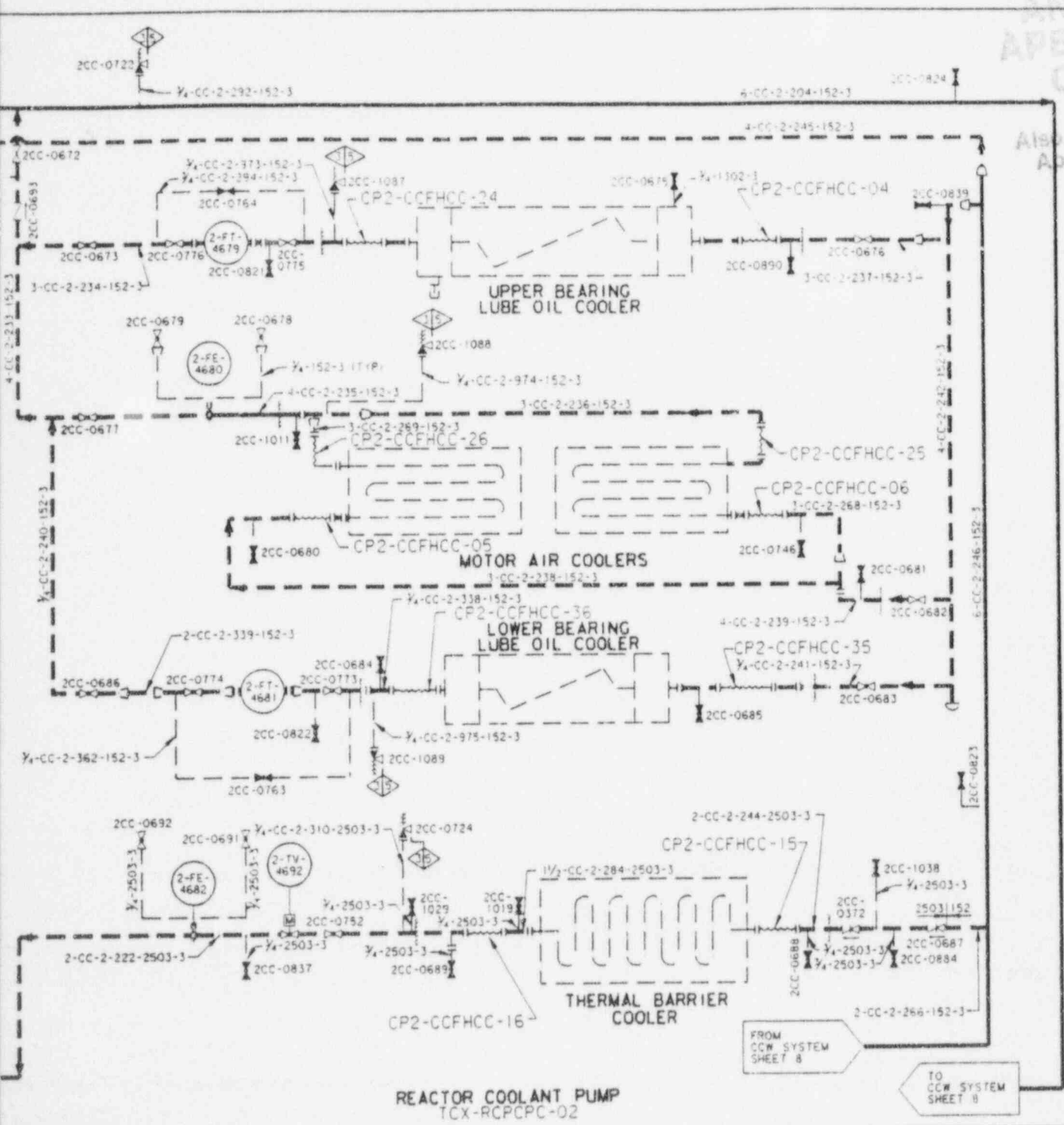
ILLUSTRATIVE USE ONLY THIS DIAGRAM DEVELOPED FROM FLOW DIAGRAM M2-0230 SH A	
TU ELECTRIC CPSES UNIT 2	
INSERVICE INSPECTION BOUNDARY DIAGRAM	
COMPONENT COOLING WATER SYSTEM SHEET 6 OF 9	
REV 2	APPROVED: <i>[Signature]</i> 11/14/95

7604220338-08



ANALOG APERTURE CARD

Also Available on Aperture Card



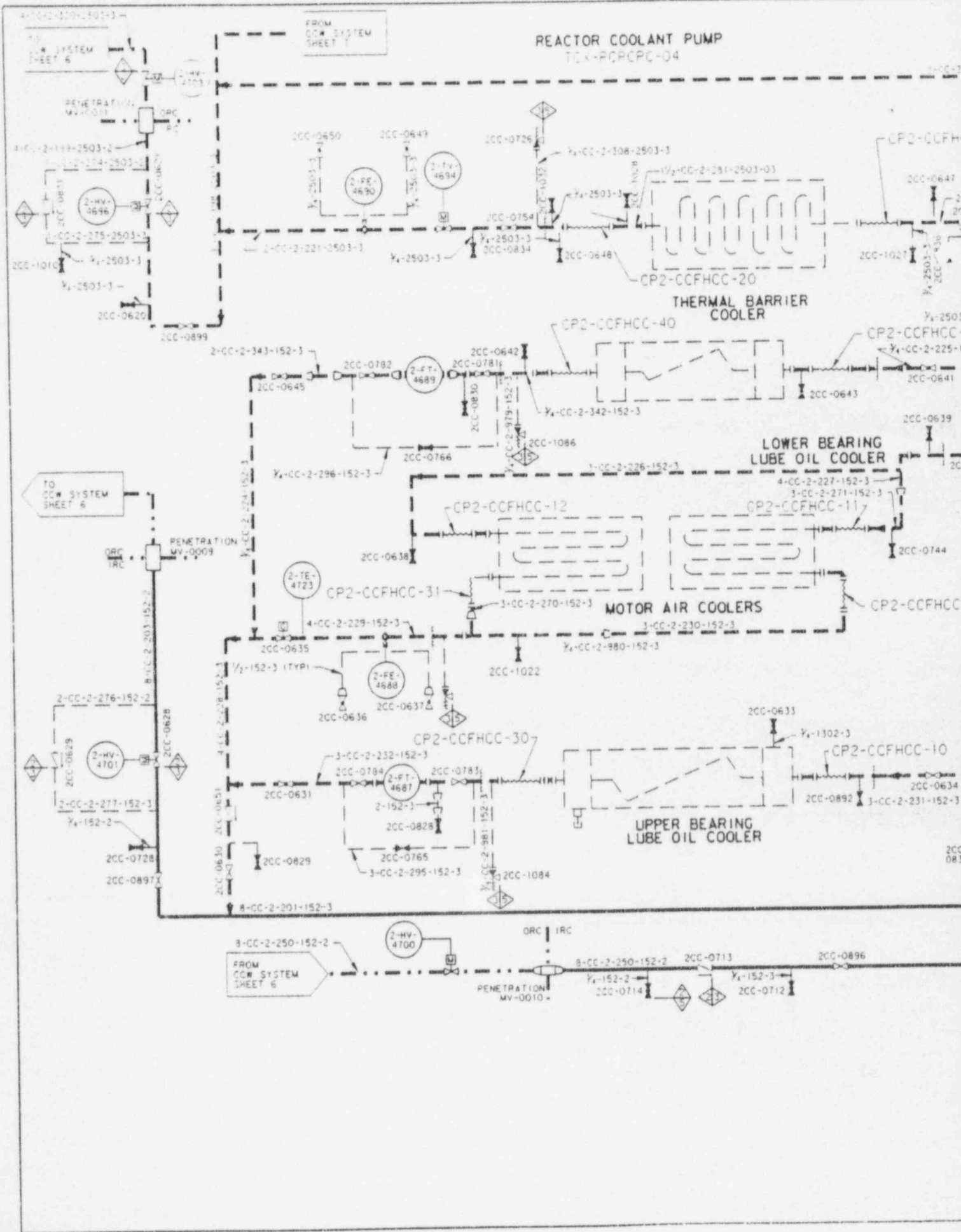
REACTOR COOLANT PUMP  
TCX-RCPCPC-02

FROM  
CCW SYSTEM  
SHEET 8

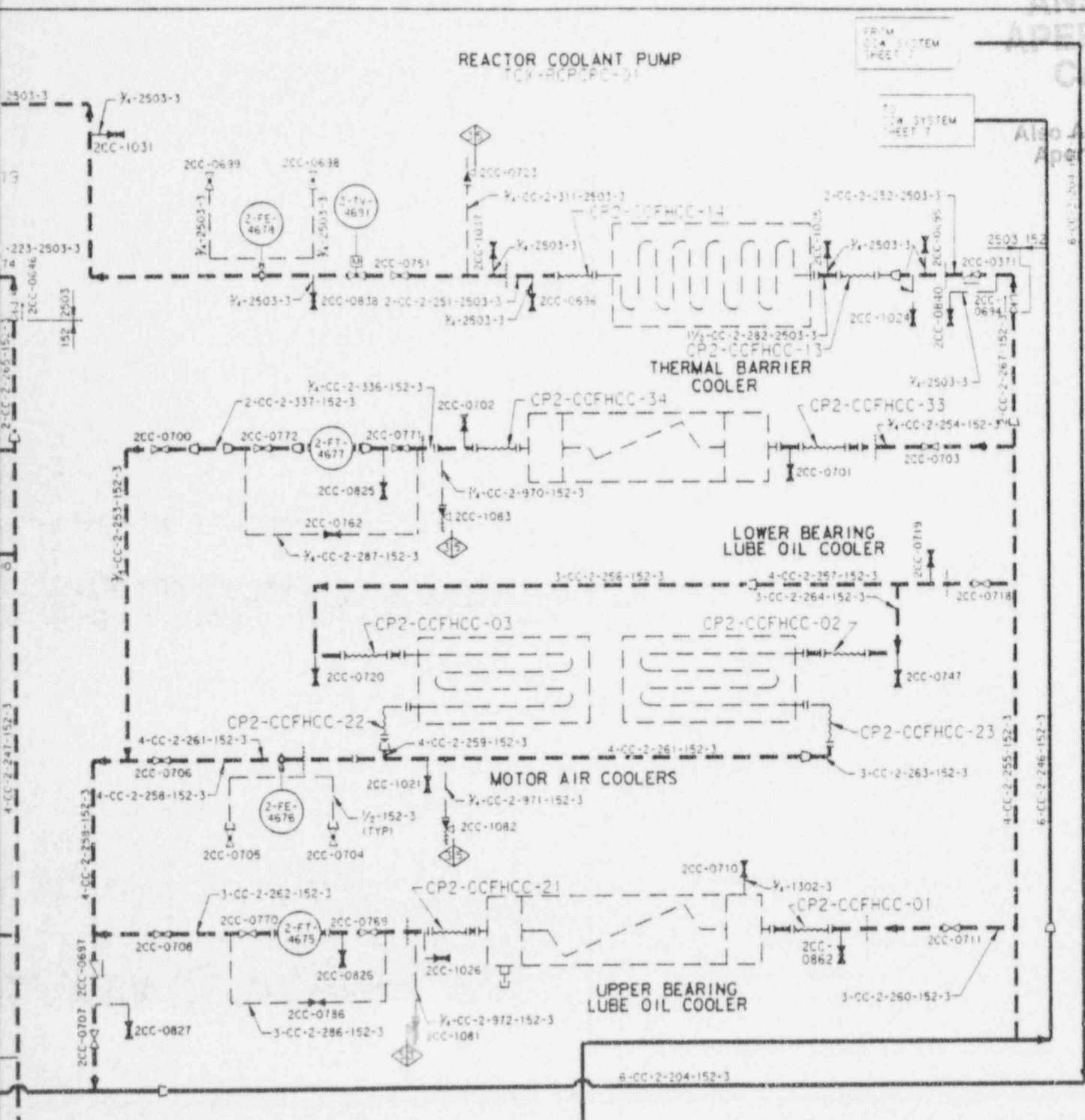
TO  
CCW SYSTEM  
SHEET 8

ILLUSTRATIVE USE ONLY THIS DIAGRAM DEVELOPED FROM FLOW DIAGRAM M2-0231	
TU ELECTRIC CPSES UNIT 2	
INSERVICE INSPECTION BOUNDARY DIAGRAM	
COMPONENT COOLING WATER SYSTEM SHEET 7 OF 9	
REV 1	APPROVED: <i>[Signature]</i> 11/14/95

9604220338-09



Also Available on  
Aperture Card



ILLUSTRATIVE USE ONLY  
THIS DIAGRAM DEVELOPED FROM FLOW DIAGRAM  
M2-0231

---

TU ELECTRIC  
CPSES UNIT 2

---

INSERVICE INSPECTION  
BOUNDARY DIAGRAM

---

COMPONENT COOLING  
WATER SYSTEM  
SHEET 8 OF 9

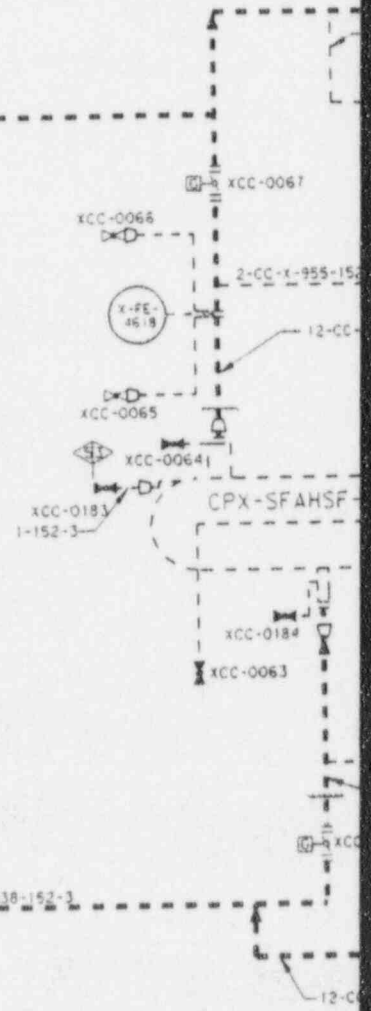
---

REV 1 APPROVED *[Signature]* 11/14/95

9604220338-10

FROM  
UNIT 1  
CCW SYSTEM

12-CC-X-042-152-3  
CPX-CCMESF-02




TO  
UNIT 1  
CCW SYSTEM

12-CC-X-038-152-3  
CPX-CCMESF-01

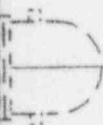
# ANSTEC APERTURE CARD

Also Available on  
Aperture Card




104

1105  
152-3



-0061

Y-CC-X-904-152-3  
-X-043-152-3

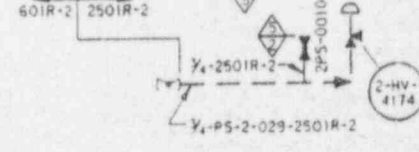
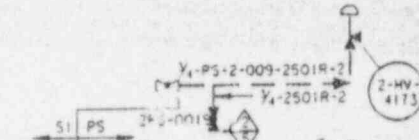
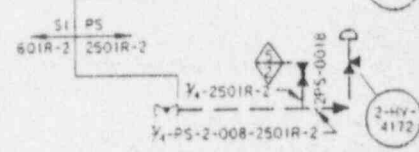
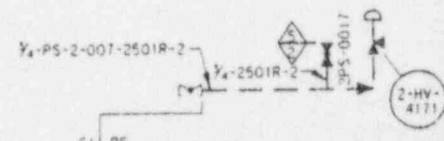
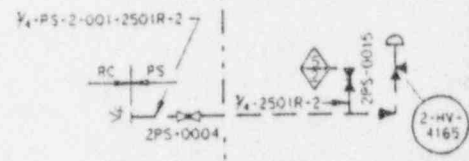
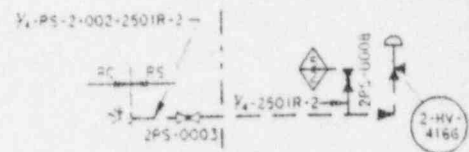


200-0312  
2-152-3

ILLUSTRATIVE USE ONLY THIS DIAGRAM DEVELOPED FROM FLOW DIAGRAM M1-0230	
TU ELECTRIC CPSES UNIT 2	
INSERVICE INSPECTION BOUNDARY DIAGRAM	
COMPONENT COOLING WATER SYSTEM SHEET 9 OF 9	
REV 2	APPROVED: <i>[Signature]</i> 11/14/95

9604220338 -11

MB | DB





**ANSTEC  
APERTURE  
CARD**

Also Available on  
Aperture Card

**ILLUSTRATIVE USE ONLY**

THIS DIAGRAM DEVELOPED FROM FLOW DIAGRAM  
M2-0228

**TU ELECTRIC  
CPSES UNIT 2**

**INSERVICE INSPECTION  
BOUNDARY DIAGRAM**

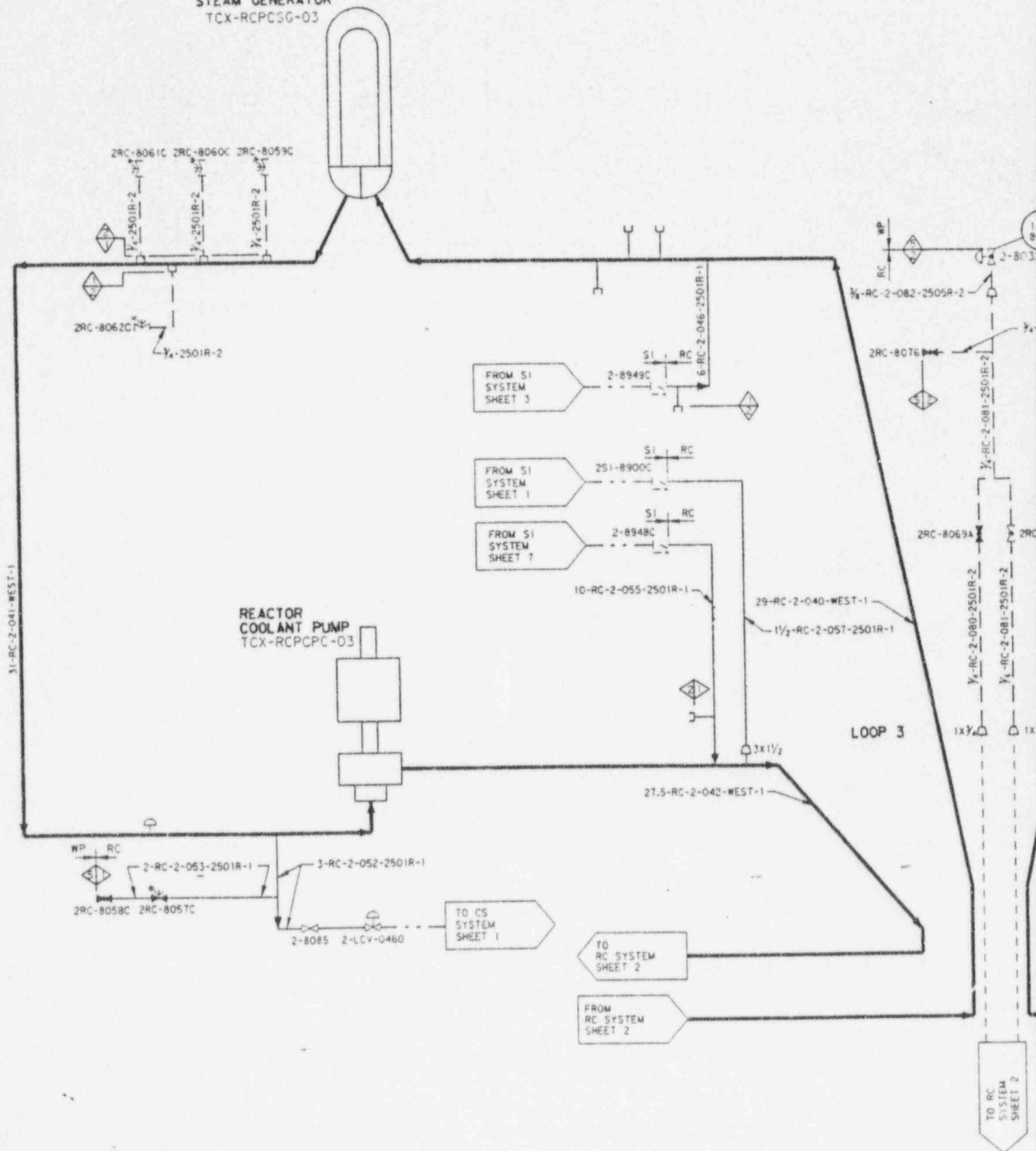
**PROCESS SAMPLING SYSTEM**  
SHEET 1 OF 1

REV 1

APPROVED: *David L. Fol* 11/14/95

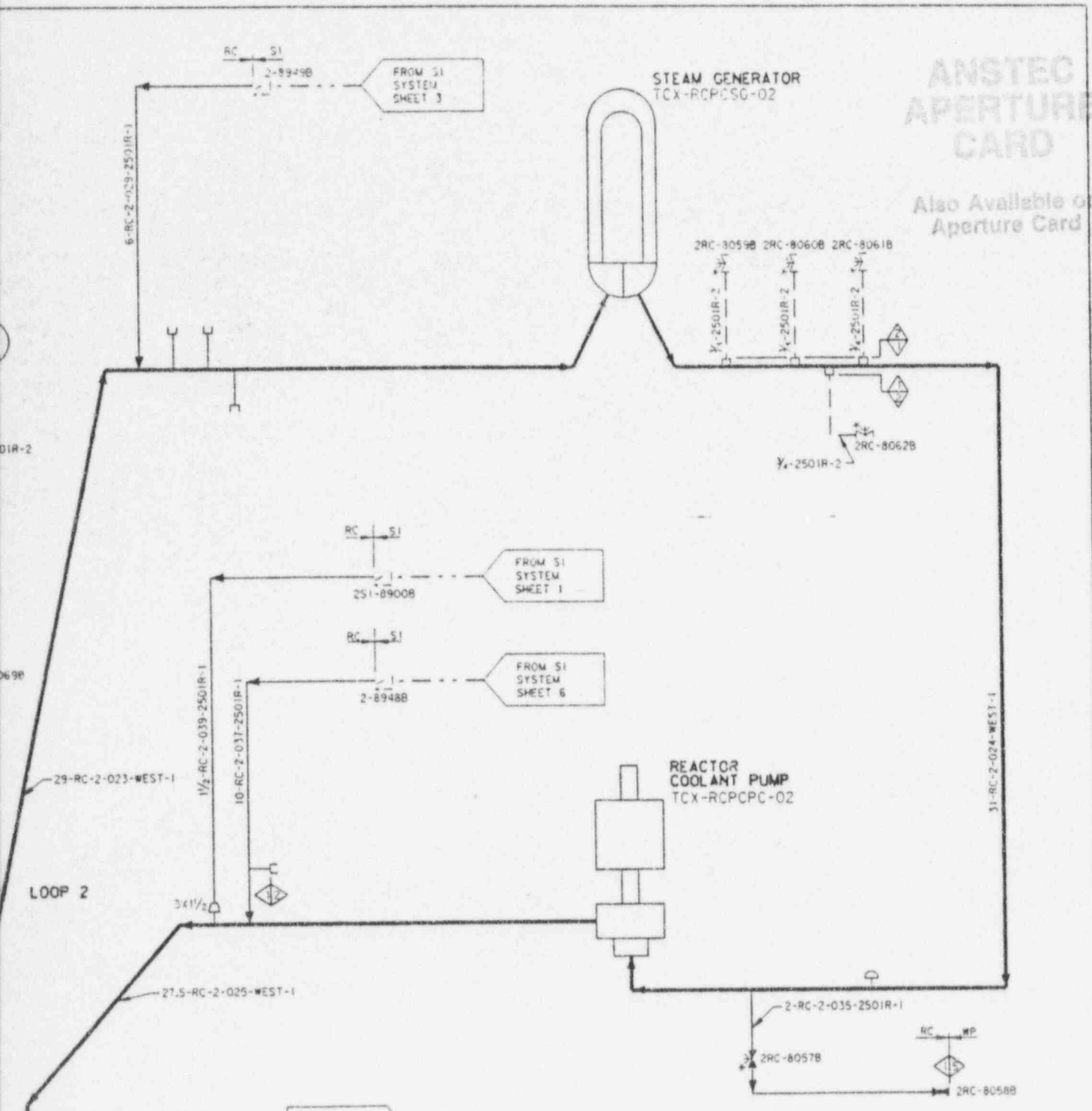
9604220338 -12

STEAM GENERATOR  
TCX-RCPCSG-03



# ANSTEC APERTURE CARD

Also Available on Aperture Card



ILLUSTRATIVE USE ONLY  
THIS DIAGRAM DEVELOPED FROM FLOW DIAGRAM  
M2-0250

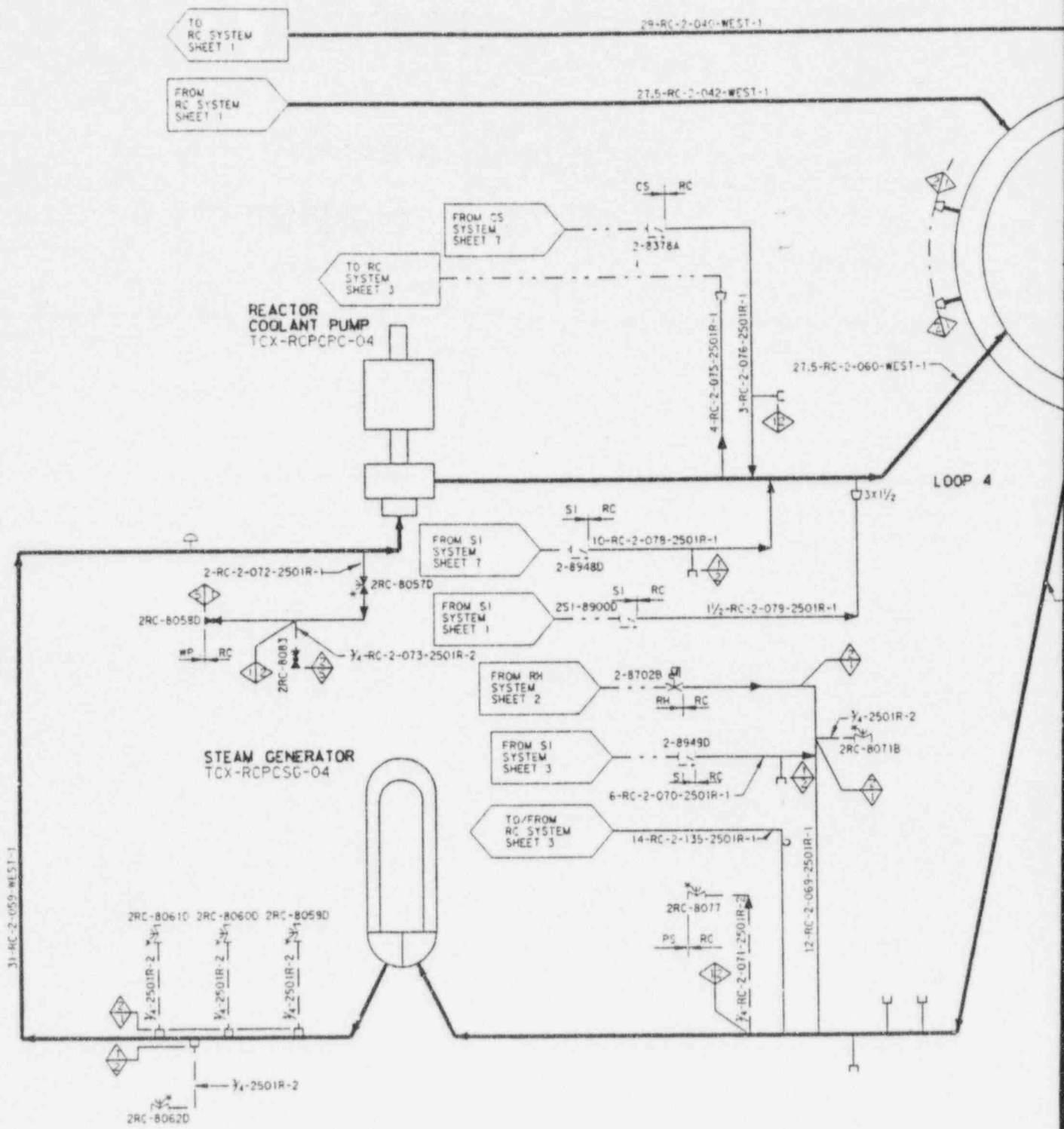
TU ELECTRIC  
CPSES UNIT 2

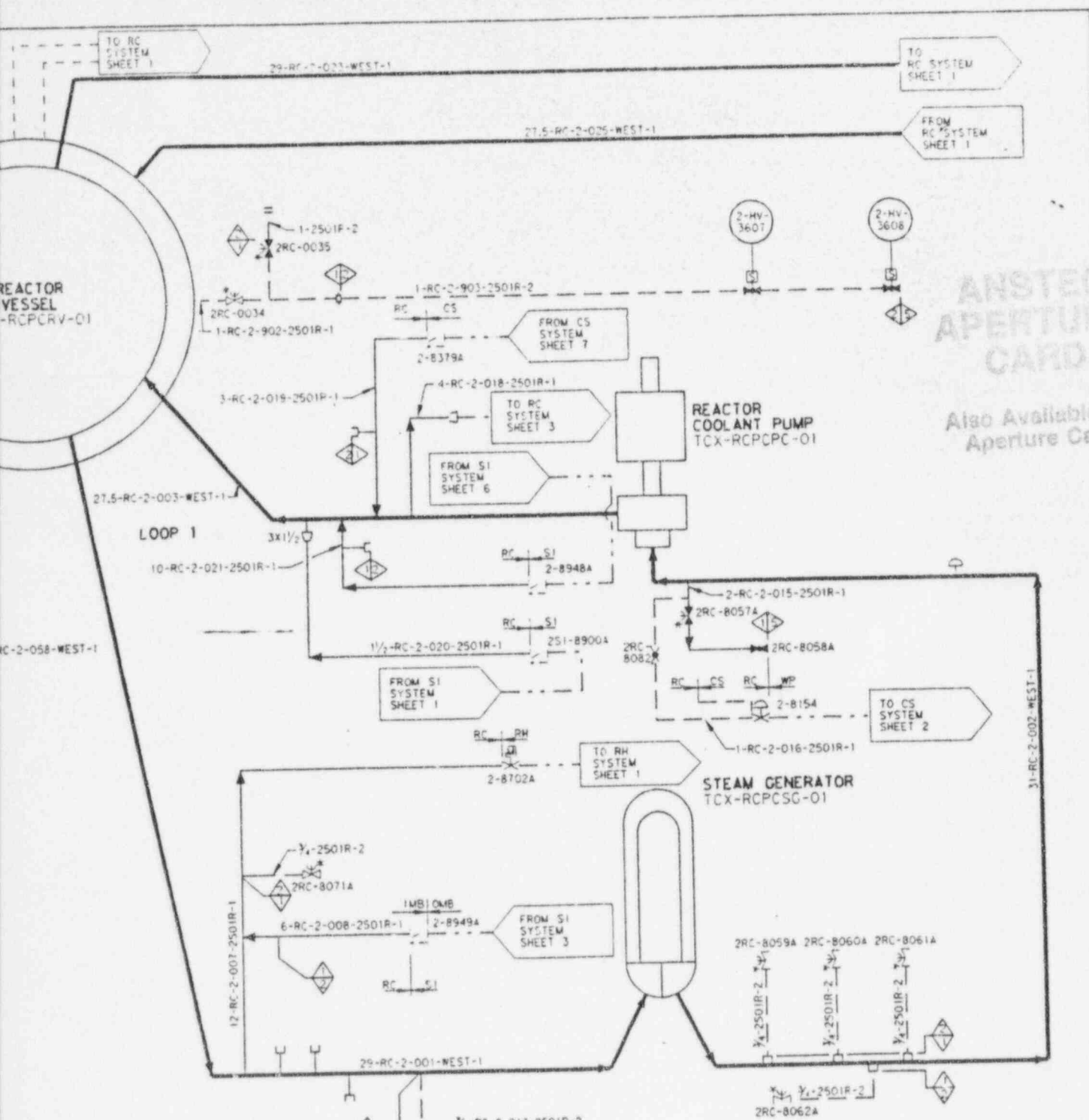
INSERVICE INSPECTION  
BOUNDARY DIAGRAM

REACTOR COOLANT SYSTEM  
SHEET 1 OF 3

REV 1 APPROVED: *[Signature]* 4/14/75

9604220338 -13





ANSTEC  
APERTURE  
CARD  
Also Available on  
Aperture Card

ILLUSTRATIVE USE ONLY THIS DIAGRAM DEVELOPED FROM FLOW DIAGRAM M2-0250	
TU ELECTRIC CPSES UNIT 2	
INSERVICE INSPECTION BOUNDARY DIAGRAM	
REACTOR COOLANT SYSTEM SHEET 2 OF 3	
REV 1	APPROVED: <i>David L. 7/11/70</i>

9604220338-14