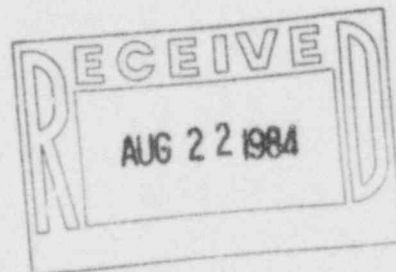




ARKANSAS POWER & LIGHT COMPANY  
POST OFFICE BOX 551 LITTLE ROCK, ARKANSAS 72203 (501) 371-4000

August 17, 1984



ØCANØ88412


Mr. John T. Collins  
Regional Administrator  
U. S. Nuclear Regulatory Commission  
Region IV  
611 Ryan Plaza Drive, Suite 1000  
Arlington, TX 76011

SUBJECT: Arkansas Nuclear One - Units 1 & 2  
Docket Nos. 50-313 and 50-368  
License Nos. DPR-51 and NPF-6  
NPDES Noncompliance Report

Gentlemen:

Attached are two copies of a NPDES Noncompliance Report. This report is being submitted in accordance with NPDES Permit Number AR0001392, Part II, Section D-6.

Very truly yours,

  
John R. Marshall  
Manager, Licensing

JRM/SAB/ac

Attachments

cc: Director of Nuclear Reactor Regulation  
ATTN: Mr. J. F. Stolz, Chief  
Operating Reactors Branch #4  
Division of Licensing  
U. S. Nuclear Regulatory Commission  
Washington, DC 20555

Director of Nuclear Reactor Regulation  
ATTN: Mr. James R. Miller, Chief  
Operating Reactors Branch #3  
Division of Licensing  
U. S. Nuclear Regulatory Commission  
Washington, DC 20555

8502110373 840817  
PDR ADOCK 05000313  
S PDR

*IE06  
not RIV  
//*



ARKANSAS POWER & LIGHT COMPANY

FIRST COMMERCIAL BUILDING/P.O. BOX 551/LITTLE ROCK, ARKANSAS 72203/(501) 371-4422

July 26, 1984

JOHN M. GRIFFIN  
Senior Vice President  
Energy Supply

CL-84-323

Mr. Dick Whittington  
Regional Administrator  
United States Environmental Protection  
Agency  
Region VI  
First International Building  
1201 Elm Street  
Dallas, Texas 75270

RECEIVED  
AUG 09 1984

ARKANSAS POWER & LIGHT CO.  
Energy Supply - Nuclear Operations

REFERENCE: Arkansas Nuclear One Steam Electric Station  
NPDES Permit Number AR0001392

Dear Mr. Whittington:

This letter represents a noncompliance report as required by Part II, Section D-6, of the above referenced permit.

On July 20, 1984, an undetermined quantity of wastewater was discharged due to mechanical failure of the sanitary sewage treatment system, identified as outfall 005 in the permit. We have performed a worst case calculation and determined that a maximum of approximately 600 gallons of wastewater could have been discharged. The incident was discovered around midnight when a small number of personnel were on site, and an inspection three hours earlier had indicated the system was functioning normally. The cause was the partial clogging of one grinder pump with the other pump having tripped its circuit breaker and a stuck commode. These factors caused an overflow of the sewage holding basin and, as a result, some of its contents were discharged to the lake via surface drainage facilities. We also noted that the pump alarm had failed to operate.

The overflow was noted by a shift chemist making routine inspections. Immediate action taken included resetting the grinder pump breaker, repairing the commode, increasing flow through the sewage treatment plant, building a containment dike around the spill to prevent further discharge, and contacting a sewage hauler. We estimate the period of noncompliance to have been no more than three hours. The holding basin has a capacity of approximately 2000 gallons and is utilized to collect overflow from either the grinder pump station or the STP equalization basin. It is normally kept empty.

DESIGNATED ORIGINAL

Certified by *Rheanne Clark*

July 26, 1984

In our correspondence dated, March 4, 1983, we reported a similar occurrence. At that time we committed to evaluate the installation of a pump switch which would allow a plant operator to run the pump in reverse, thereby unclogging the pump. After evaluation it was determined that this method was not feasible and that a pump reverse switch would cause severe damage to the pump motors. Subsequently, we investigated the installation of a high level audible alarm which would indicate high levels within the sewage holding basin. A decision was made to increase maintenance and surveillance of the station rather than to install a high level audible alarm.

Present maintenance and surveillance activities include: (1) monthly cleaning by a sewage hauler of the grinder pump station thus reducing the tendency of clogging, (2) taking totalizer readings daily from grinder pumps to determine if pumps have been running regularly and, (3) once per shift inspections (every 8 hours) of the facility by both a chemist and operator.

We plan to conduct an overall systematic evaluation of this treatment facility to determine if additional surveillance or alarms are needed. We remain committed to the operation of this facility in compliance with our discharge permit.

Yours very truly,



John M. Griffin

JMG/FCH/ew

cc: Messrs. J. L. Maulden  
C. L. Steel  
J. M. Levine  
Dr. D. L. Swindle  
R. F. Cox  
T. C. Baker  
R. D. Gillespie  
Dr. Phyllis Garnett (ADPC&E)



ARKANSAS POWER & LIGHT COMPANY

FIRST COMMERCIAL BUILDING/P.O. BOX 551/LITTLE ROCK, ARKANSAS 72203/(501) 371-4422

July 26, 1984

JOHN M. GRIFFIN  
Senior Vice President  
Energy Supply

CL-84-323

Mr. Dick Whittington  
Regional Administrator  
United States Environmental Protection  
Agency  
Region VI  
First International Building  
1201 Elm Street  
Dallas, Texas 75270

RECEIVED  
AUG 09 1984

ARKANSAS POWER & LIGHT CO.  
Energy Supply - Nuclear Operations

REFERENCE: Arkansas Nuclear One Steam Electric Station  
NPDES Permit Number AR0001392

Dear Mr. Whittington:

This letter represents a noncompliance report as required by Part II, Section D-6, of the above referenced permit.

On July 20, 1984, an undetermined quantity of wastewater was discharged due to mechanical failure of the sanitary sewage treatment system, identified as outfall 005 in the permit. We have performed a worst case calculation and determined that a maximum of approximately 600 gallons of wastewater could have been discharged. The incident was discovered around midnight when a small number of personnel were on site, and an inspection three hours earlier had indicated the system was functioning normally. The cause was the partial clogging of one grinder pump with the other pump having tripped its circuit breaker and a stuck commode. These factors caused an overflow of the sewage holding basin and, as a result, some of its contents were discharged to the lake via surface drainage facilities. We also noted that the pump alarm had failed to operate.

The overflow was noted by a shift chemist making routine inspections. Immediate action taken included resetting the grinder pump breaker, repairing the commode, increasing flow through the sewage treatment plant, building a containment dike around the spill to prevent further discharge, and contacting a sewage hauler. We estimate the period of noncompliance to have been no more than three hours. The holding basin has a capacity of approximately 2000 gallons and is utilized to collect overflow from either the grinder pump station or the STP equalization basin. It is normally kept empty.


July 26, 1984

In our correspondence dated, March 4, 1983, we reported a similar occurrence. At that time we committed to evaluate the installation of a pump switch which would allow a plant operator to run the pump in reverse, thereby unclogging the pump. After evaluation it was determined that this method was not feasible and that a pump reverse switch would cause severe damage to the pump motors. Subsequently, we investigated the installation of a high level audible alarm which would indicate high levels within the sewage holding basin. A decision was made to increase maintenance and surveillance of the station rather than to install a high level audible alarm.

Present maintenance and surveillance activities include: (1) monthly cleaning by a sewage hauler of the grinder pump station thus reducing the tendency of clogging, (2) taking totalizer readings daily from grinder pumps to determine if pumps have been running regularly and, (3) once per shift inspections (every 8 hours) of the facility by both a chemist and operator.

We plan to conduct an overall systematic evaluation of this treatment facility to determine if additional surveillance or alarms are needed. We remain committed to the operation of this facility in compliance with our discharge permit.

Yours very truly,



John M. Griffin

JMG/FCH/ew

cc: Messrs. J. L. Maulden  
C. L. Steel  
J. M. Levine  
Dr. D. L. Swindle  
R. F. Cox  
T. C. Baker  
R. D. Gillespie  
Dr. Phyllis Garnett (ADPC&E)