



UNITED STATES
NUCLEAR REGULATORY COMMISSION
REGION I
75 ALLENDALE ROAD
KING OF PRUSSIA, PENNSYLVANIA 19406-1415

JUN 11 1992

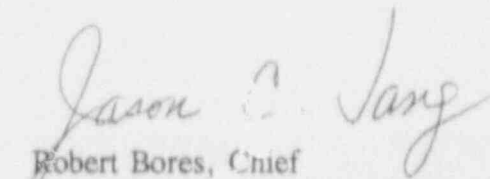
James McKnight
Document Control Desk
U.S. Nuclear Regulatory Commission
1717 H Street, N.W.
Washington, D.C. 20555

Dear Mr. McKnight:

The attached information from the Peach Bottom Citizens Radiological Monitoring Network, covering the report dates from February 23, 1992 to May 2, 1992, is to be processed through the NRD/OCS system for Peach Bottom with its docket numbers 50-277, Unit 2 and 50-278, Unit 3.

If you have any questions concerning these reports, please contact me at FTS 346-5213 or Ms. L. Peluso of my staff at FTS 346-5323.

Sincerely,

for 

Robert Bores, Chief
Effluents Radiation Protection Section
Facilities Radiological Safety
and Safeguards Branch
Division of Radiation Safety
and Safeguards

170033
9206240430 920611
PDR ADDCK 05000277
R PDR

IFDS
111

JUN 11 1992

U.S. Nuclear Regulatory Commission 2

Enclosures:

Peach Bottom Report Dates (total of 8 reports)

February 23-29, 1992

March 1-7, 1992

March 8-14, 1992

March 15-21, 1992

April 5-11, 1992

April 12-18, 1992

April 19-25, 1992

April 26-May 2, 1992

cc (w/o encl):

L. Peluso

Mrs. J. Ewing

PEACH BOTTOM ALLIANCE

3500 JOURDAN AVENUE

DARLINGTON, MARYLAND

21034

CITIZENS RADIATION MONITORING NETWORK

FOR:

Mr Martin

DATES COVERED:

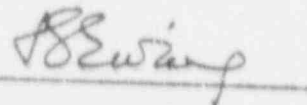
23 thru 29 February '92.

STATIONS REPORTING:

9

| Station | # records | counts/min. | |
|---------|-----------|-------------|----------------|
| | | average | max. deviation |
| A | 14 | 13.3 | -0.5 +0.7 |
| B | 14 | 13.6 | -2.4 +2.0 |
| C | — | — | — |
| D | 14 | 17.9 | -1.6 +1.5 |
| E | 8 | 15.8 | -0.8 +0.4 |
| F | 12 | 10.1 | -1.2 +2.4 |
| G | 14 | 9.9 | -0.8 +1.2 |
| H | 12 | 12.7 | -1.4 +1.9 |
| J | 11 | 13.9 | -1.3 +1.6 |
| K | 13 | 12.4 | -1.5 +1.1 |

Submitted by



PEACH BOTTOM ALLIANCE

3500 JOURDAN AVENUE

DARLINGTON, MARYLAND

21054

CITIZENS RADIATION MONITORING NETWORK

FOR: Mr Martin
 DATES COVERED: 1 thru 7 March 1992
 STATIONS REPORTING: 10

| Station | # records | counts/min. | |
|---------|-----------|-------------|------------------|
| | | average | max. deviation |
| A | <u>14</u> | <u>13.4</u> | <u>-0.5 +0.6</u> |
| B | <u>14</u> | <u>14.3</u> | <u>-2.6 +3.3</u> |
| C | <u>9</u> | <u>16.7</u> | <u>-1.3 +2.5</u> |
| D | <u>13</u> | <u>18.1</u> | <u>-0.8 +1.8</u> |
| E | <u>11</u> | <u>15.7</u> | <u>-0.9 +1.2</u> |
| F | <u>13</u> | <u>9.3</u> | <u>-1.9 +1.1</u> |
| G | <u>14</u> | <u>11.7</u> | <u>-2.3 +1.6</u> |
| H | <u>13</u> | <u>12.7</u> | <u>-1.0 +1.6</u> |
| J | <u>12</u> | <u>13.6</u> | <u>-1.0 +1.2</u> |
| K | <u>13</u> | <u>12.3</u> | <u>-1.1 +1.8</u> |

Submitted by

AS Swain

10-12-92

PEACH BOTTOM ALLIANCE
3500 JOURDAN AVENUE
DARLINGTON, MARYLAND
21034

CITIZENS RADIATION MONITORING NETWORK

FOR: *Mr Martin*
DATES COVERED: *8 thru 14 March '92*
STATIONS REPORTING: *10*

| Station | # records | counts/min. | |
|---------|-----------|-------------|------------------|
| | | average | max. deviation |
| A | <u>14</u> | <u>13.1</u> | <u>-0.5 +0.6</u> |
| B | <u>14</u> | <u>13.5</u> | <u>-1.9 +1.9</u> |
| C | <u>8</u> | <u>16.9</u> | <u>-1.8 +2.7</u> |
| D | <u>11</u> | <u>18.6</u> | <u>-1.1 +1.6</u> |
| E | <u>9</u> | <u>16.1</u> | <u>-0.6 +0.7</u> |
| F | <u>13</u> | <u>9.7</u> | <u>-0.7 +1.3</u> |
| G | <u>14</u> | <u>10.5</u> | <u>-1.1 +1.6</u> |
| H | <u>12</u> | <u>13.5</u> | <u>-1.7 +1.0</u> |
| J | <u>9</u> | <u>14.4</u> | <u>-1.0 +2.1</u> |
| K | <u>13</u> | <u>12.4</u> | <u>-1.1 +1.1</u> |

Submitted by

KBuring

PEACH BOTTOM ALLIANCE

3300 JOURDAN AVENUE

DARLINGTON, MARYLAND

21024

CITIZENS RADIATION MONITORING NETWORK

FOR:

W. Martin

DATES COVERED:

15 Jan 21 March 72

STATIONS REPORTING:

10

| Station | # records | counts/min. | |
|---------|-----------|-------------|-------------------|
| | | average | max. deviation |
| A | <u>14</u> | <u>13.3</u> | <u>-6.5 + 1.0</u> |
| B | <u>14</u> | <u>14.1</u> | <u>-2.3 + 2.0</u> |
| C | <u>5</u> | <u>17.2</u> | <u>-2.3 + 2.2</u> |
| D | <u>1</u> | <u>17.4</u> | <u>-5.3 + 1.5</u> |
| E | <u>1</u> | <u>15.7</u> | <u>-1.2 + 1.1</u> |
| F | <u>5</u> | <u>9.0</u> | <u>-0.7 + 1.0</u> |
| G | <u>14</u> | <u>10.0</u> | <u>-1.3 + 0.9</u> |
| H | <u>11</u> | <u>14.0</u> | <u>-0.9 + 1.4</u> |
| J | <u>10</u> | <u>13.5</u> | <u>-1.5 + 3.2</u> |
| K | <u>13</u> | <u>12.1</u> | <u>-1.1 + 3.3</u> |

Submitted by

W. Martin

25 MB-5 6-72

PEACH BOTTOM ALLIANCE

3300 JOURDAN AVENUE

DARLINGTON, MARYLAND

21034

CITIZENS RADIATION MONITORING NETWORK

FOR:

Mr Martin

DATES COVERED:


5 - 11 April 92

STATIONS REPORTING:

9

| Station | # records | counts/min. | |
|---------|-----------|-------------|----------------|
| | | average | max. deviation |
| A | — | — | — |
| B | 14 | 13.2 | -2.2 + 2.0 |
| C | 8 | 15.7 | -0.8 + 0.8 |
| D | 9 | 17.8 | -1.0 + 1.8 |
| E | 8 | 15.0 | -2.9 + 1.7 |
| F | 13 | 9.1 | -1.1 + 0.9 |
| G | 14 | 10.2 | -0.9 + 0.8 |
| H | 10 | 13.9 | -1.6 + 0.8 |
| J | 11 | 13.5 | -1.8 + 2.0 * |
| K | 13 | 12.2 | -1.4 + 1.0 |

Submitted by



* Affect: Sta. J. 12 mi S @ 170°. Calm, clear
6 April 92. 2³⁴ AM CPM: 36, 15, 10

PEACH BOTTOM ALLIANCE
Week of 5-11 April 92
Brewing

READINGS

MONITOR

90
80
70
60
50
40
30
20
10
0

234 ANI
5 April
Calm, Clear

Time
Date
Weather
Station

PEACH BOTTOM ALLIANCE
3900 JOURDAN AVENUE
DARLINGTON, MARYLAND
21034

CITIZENS RADIATION MONITORING NETWORK

FOR: *Thomas Martin*
DATES COVERED: *12-18 April 92*
STATIONS REPORTING: *9*

| <u>Station</u> | <u># records</u> | <u>counts/min.</u> <u>average</u> | <u>max. deviation</u> |
|----------------|------------------|--------------------------------------|-----------------------|
| A | | | |
| B | <u>14</u> | <u>13.0</u> | <u>-2.1 +2.0</u> |
| C | <u>9</u> | <u>16.8</u> | <u>-1.1 +2.1</u> |
| D | <u>13</u> | <u>18.1</u> | <u>-1.9 +1.3</u> |
| E | <u>9</u> | <u>14.9</u> | <u>-4.8 +1.1</u> |
| F | <u>13</u> | <u>9.8</u> | <u>-1.2 +2.6</u> |
| G | <u>14</u> | <u>10.5</u> | <u>-0.7 +0.6</u> |
| H | <u>8</u> | <u>13.3</u> | <u>-1.7 +1.2</u> |
| J | <u>12</u> | <u>12.0</u> | <u>-1.8 +1.3</u> |
| K | <u>10</u> | <u>12.0</u> | <u>-0.9 +1.3</u> |

Submitted by

J. B. Wier

PEACH BOTTOM ALLIANCE
3300 JOURDAN AVENUE
DARLINGTON, MARYLAND
21034

CITIZENS RADIATION MONITORING NETWORK

FOR:

Mr Martin

DATES COVERED:

19-25 May 92

STATIONS REPORTING:

10

4 pm 5/92
counts/min.

| <u>station</u> | <u># records</u> | <u>average</u> | <u>max. deviation</u> |
|----------------|------------------|----------------|-----------------------|
| A | <u>12</u> | <u>13.7</u> | <u>-0.7 +0.6</u> |
| B | <u>14</u> | <u>11.3</u> | <u>-0.8 +1.3</u> |
| C | <u>8</u> | <u>17.9</u> | <u>-2.0 +0.6</u> |
| D | <u>13</u> | <u>18.1</u> | <u>-2.0 +1.3</u> |
| E | <u>11</u> | <u>16.0</u> | <u>-1.5 +4.0</u> |
| F | <u>13</u> | <u>11.6</u> | <u>-1.6 +1.9</u> |
| G | <u>14</u> | <u>10.4</u> | <u>-0.8 +0.5</u> |
| H | <u>14</u> | <u>11.7</u> | <u>-1.6 +2.7</u> |
| J | <u>10</u> | <u>11.6</u> | <u>-5.7 +2.2</u> |
| K | <u>11</u> | <u>12.0</u> | <u>-2.0 +1.6</u> |

Submitted by

Harrip

PEACH BOTTOM ALLIANCE
3300 JOURDAN AVENUE
DARLINGTON, MARYLAND
21034

CITIZENS RADIATION MONITORING NETWORK

FOR: *Mr. Martin*
DATES COVERED: *26 April - 2 May 92*
STATIONS REPORTING: *9*

| Station | # records | counts/min. | |
|---------|-----------|-------------|------------------|
| | | average | max. deviation |
| A | <u>12</u> | <u>13.7</u> | <u>-0.7 +0.9</u> |
| B | <u>14</u> | <u>11.1</u> | <u>-1.8 +1.6</u> |
| C | <u>—</u> | <u>—</u> | <u>—</u> |
| D | <u>14</u> | <u>18.2</u> | <u>-1.1 +1.2</u> |
| E | <u>9</u> | <u>16.2</u> | <u>-1.2 +4.3</u> |
| F | <u>13</u> | <u>10.9</u> | <u>-0.7 +1.3</u> |
| G | <u>14</u> | <u>11.1</u> | <u>-0.4 +0.7</u> |
| H | <u>10</u> | <u>14.3</u> | <u>-0.8 +2.4</u> |
| J | <u>11</u> | <u>11.8</u> | <u>-1.3 +1.7</u> |
| K | <u>12</u> | <u>12.3</u> | <u>-1.3 +1.8</u> |

Submitted by

Bewick