



GULF STATES UTILITIES COMPANY

POST OFFICE BOX 2951 • BEAUMONT, TEXAS 77704

AREA CODE 409 838-6631

December 14, 1984
RBG-19,686
File Code G9.5

Mr. A. Schwencer, Chief
Licensing Branch No. 2
Division of Licensing
Office of Nuclear Reactor Regulation
U. S. Nuclear Regulatory Commission
Washington, D. C. 20555

Dear Mr. Schwencer:

River Bend Station Unit 1
Docket No. 50-458

Please find attached six copies of the information requested by the Caseload Forecast Panel during the recent site visit. As further requested, two copies of this package have been sent directly to Mr. Jons Jaudon of Region IV and one copy each has been given to the Resident Inspectors.

Sincerely,

William J. Loop
for J. E. Booker
Manager-Engineering
Nuclear Fuels & Licensing
River Bend Nuclear Group

JEB/WJR/kt

Attachments

8412170350 841214
PDR ADOCK 05000458
A PDR

*Booker
1/6 Limited
Dist
Asenture
Card Dist*



GULF STATES UTILITIES COMPANY

POST OFFICE BOX 2951 • BEAUMONT TEXAS 77704

AREA CODE 409 838 6631

December 14, 1984
RBG-19,686
File Code G9.5

Mr. A. Schwencer, Chief
Licensing Branch No. 2
Division of Licensing
Office of Nuclear Reactor Regulation
U. S. Nuclear Regulatory Commission
Washington, D. C. 20555

Dear Mr. Schwencer:

River Bend Station Unit 1
Docket No. 50-458

Please find attached six copies of the information requested by the Caseload Forecast Panel during the recent site visit. As further requested, two copies of this package have been sent directly to Mr. Jons Jaudon of Region IV and one copy each has been given to the Resident Inspectors.

Sincerely,

William J. Lee
for J. E. Booker
Manager-Engineering
Nuclear Fuels & Licensing
River Bend Nuclear Group

JEB/WJR/kt

Attachments

Dupe

NUCLEAR REGULATORY COMMISSION
CASE LOAD FORECAST PRESENTATION
DECEMBER 1984

GULF STATES UTILITIES COMPANY
RIVER BEND STATION - UNIT I

NUCLEAR REGULATORY COMMISSION
CASE LOAD FORECAST PRESENTATION

DECEMBER 4, 5, 6, 1984

STATUS AS OF OCTOBER 31, 1984

- | | | | |
|-------|---|--------------------------------|-------------------------|
| I. | - | NRC - OPENING STATEMENTS | NRC |
| II. | - | GSU INTRODUCTION | J. H. CURLESS |
| III. | - | ENGINEERING/PROCUREMENT STATUS | R. W. HELMICK |
| IV. | - | CONSTRUCTION STATUS | R. W. HELMICK |
| V. | - | SCHEDULE STATUS | J. J. PRUITT |
| VI. | - | PLANT STAFF & TEST PROGRAM | T. F. PLUNKETT |
| VII. | - | LICENSING | J. E. BOOKER/W. J. REED |
| VIII. | - | CLOSING SUMMARY | J. H. CURLESS |

GENERAL PROJECT

SENIOR
VICE PRESIDENT
RIVER BEND
NUCLEAR GROUP
W. J. CAHILL

PROJECT CONTROL
J. H. CURLESS
MANAGER

SAFETY & ENVIRONMENT
J. G. WEIGAND
VICE PRESIDENT

- PROJECT COST CONTROL/BUDGETING
- ACCOUNTING
- CONTRACT MANAGEMENT

QUALITY ASSURANCE
T. C. CROUSE
MANAGER

VICE PRESIDENT
RIVER BEND
NUCLEAR GROUP
J. C. DEDDENS

EXECUTIVE STAFF
D. M. REYNERSON

PLANT MANAGER
T. F. PLUNKETT

ENGINEER'G NUCLEAR
FUELS & LICENSING
J. E. BOOKER
MANAGER

ADMINISTRATION
W. H. ODELL
MANAGER

PLANNING & PROJECTS
COORDINATION
K. E. SUHRKE
MANAGER

- START-UP
- MAINTENANCE
- OPERATIONS
- WAREHOUSING
- PROCEDURES
- PROCUREMENT

- NUCLEAR PLANT ENGINEERING
- NUCLEAR LICENSING
- NUCLEAR FUELS

- ADMINISTRATIVE SERVICES
- SECURITY
- TRAINING
- EMERGENCY PREPAREDNESS

- PROJECT ENGINEERING
- CONSTRUCTION
- COST
- SCHEDULING
- OUTAGE MANAGEMENT

RIVER BEND STATION

UNIT I

FUEL LOAD

APRIL 1985

COMMERCIAL OPERATION

DECEMBER 1985

PERCENT COMPLETE

ENGINEERING

91.3% (10/31/84)

CONSTRUCTION

93.0% (11/15/84)

TEST PROGRAM

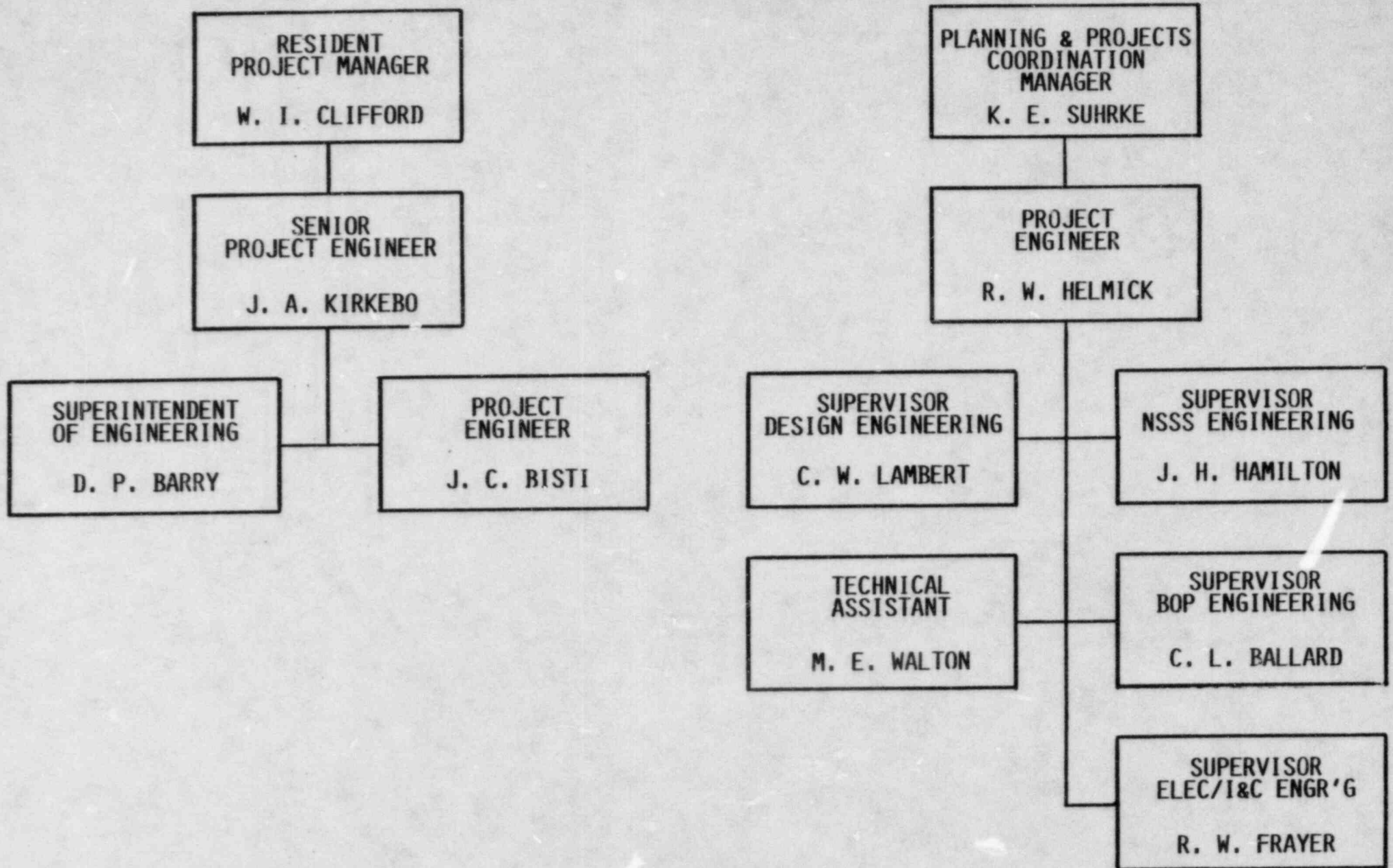
45.2% (11/15/84)

CONSTRUCTION MILESTONES

	<u>SCH.</u>	<u>ACTUAL</u>
REACTOR MAT CONCRETE COMPLETE	2/80	1/80
TURBINE GENERATOR PEDESTAL	1/81	7/80
CONTROL BLDG. CONCRETE TO EL. 136'	4/81	11/80
DRYWELL CONCRETE TO EL. 157'	7/81	3/81
SET R.P.V.	7/81	7/81
T/O NORMAL BATTERIES (SWGR BLDG)	1/83	12/82
T/O PREFERRED TRANSFORMER & PROTECTION (SWGR)	1/83	12/82
AUXILIARY BLDG. ROOF SLAB EL. 170'	1/83	12/82
REACTOR OPERATING FLOOR SLAB EL. 186'	2/83	2/83
FUEL BLDG. ROOF SLAB EL. 170'	2/83	2/83
POLAR CRANE OPERATIONAL	3/83	1/83
COMPLETE FOUNDATION SERVICE BLDG.	6/83	4/83
T/O 480V TRANSFORMER & LOAD CENTER	6/83	5/83
PGCC TURNOVER	7/83	3/83
T/O NORMAL SERVICE WATER	8/83	8/83
COMPLETE FUEL POOL & REACTOR CAVITY LINER	9/83	8/83
T/O TURBINE BLDG. COMPONENT COOLING WATER	9/83	8/83
SET CONTAINMENT VESSEL DOME	10/83	3/83
T/O REACTOR BLDG. COMPONENT COOLING WATER	12/83	11/83
START FEEDWATER RECIRCULATION	2/84	1/84
START RPV/ OUTFLUSH	3/84	2/84
RPV HYDRO STATION TEST	5/84	5/84
START STRUCTURAL INTEGRITY TEST	2/85	
START INTEGRATED ECCS TEST	1/85	
FUEL LOAD	4/85	

ENGINEERING/PROCUREMENT/LICENSING STATUS

RIVER BEND STATION - UNIT 1
PROJECT ENGINEERING ORGANIZATION



HEADQUARTERS % COMPLETE

BY

MAJOR WORK GROUP

	<u>ACTUAL %</u>
CONSTRUCTION SUPPORT	98
STARTUP SUPPORT	62
REGULATORY	92
VERIFICATION	49
PROJECT UNIQUE	85
PROJECT SERVICES	95
MANAGEMENT AND ADMINISTRATION	92

DRAWING STATUS
CONSTRUCTION DRAWINGS

CIVIL/STRUCTURAL

	<u>TOTAL REQUIRED</u>	<u>ACTUAL ISSUED</u>	<u>% COMPLETE</u>
ARCHITECTURAL	135	131	97.0
CIVIL	54	53	98.1
CONCRETE	618	615	99.5
STEEL	324	318	98.1
MACHINE DESIGN	280	279	99.6
	—	—	—
TOTAL	1411	1396	98.9

	<u>TOTAL REQUIRED</u>	<u>ACTUAL ISSUED</u>	<u>% COMPLETE</u>
SPECIFICATIONS	119	117	98.3

DRAWING STATUS
CONSTRUCTION DRAWINGS

MECHANICAL

	<u>TOTAL REQUIRED</u>	<u>ACTUAL ISSUED</u>	<u>% COMPLETE</u>
PIPING	589	589	100
BUILDING SERVICE	325	325	100
LARGE BORE SUPPORT DRAWINGS	16,402	16,402	100
	—	—	—
TOTAL	17,316	17,316	100

SMALL BORE SUPPORT DRAWING EFFORT - 100% COMPLETE

	<u>TOTAL REQUIRED</u>	<u>ACTUAL ISSUED</u>	<u>% COMPLETE</u>
SPECIFICATIONS	172	172	100

DRAWING STATUS
CONSTRUCTION DRAWINGS

ELECTRICAL

	<u>TOTAL REQUIRED</u>	<u>ACTUAL ISSUED</u>	<u>% COMPLETE</u>
INSTRUMENTATION	218	218	100
ELECTRICAL	1,756	1,754	99.9
CONDUIT	172	172	100
	—	—	—
TOTAL	2,146	2,144	99.9

	<u>TOTAL REQUIRED</u>	<u>ACTUAL ISSUED</u>	<u>% COMPLETE</u>
SPECIFICATIONS	112	112	100

ENGINEERING ACTIVITIES

- AS-BUILT DESIGN VERIFICATION (PIPING, PIPE SUPPORTS,
DUCT SUPPORTS)
- STRUCTURAL VERIFICATION
- BIP SUPPORT PLANS AND STARTUP PROGRAM SUPPORT
- EQUIPMENT QUALIFICATION (IEEE-323)
- WIRING TERMINATION DIAGRAMS
- LICENSING SUPPORT
- TECHNICAL SPECIFICATION PREPARATION

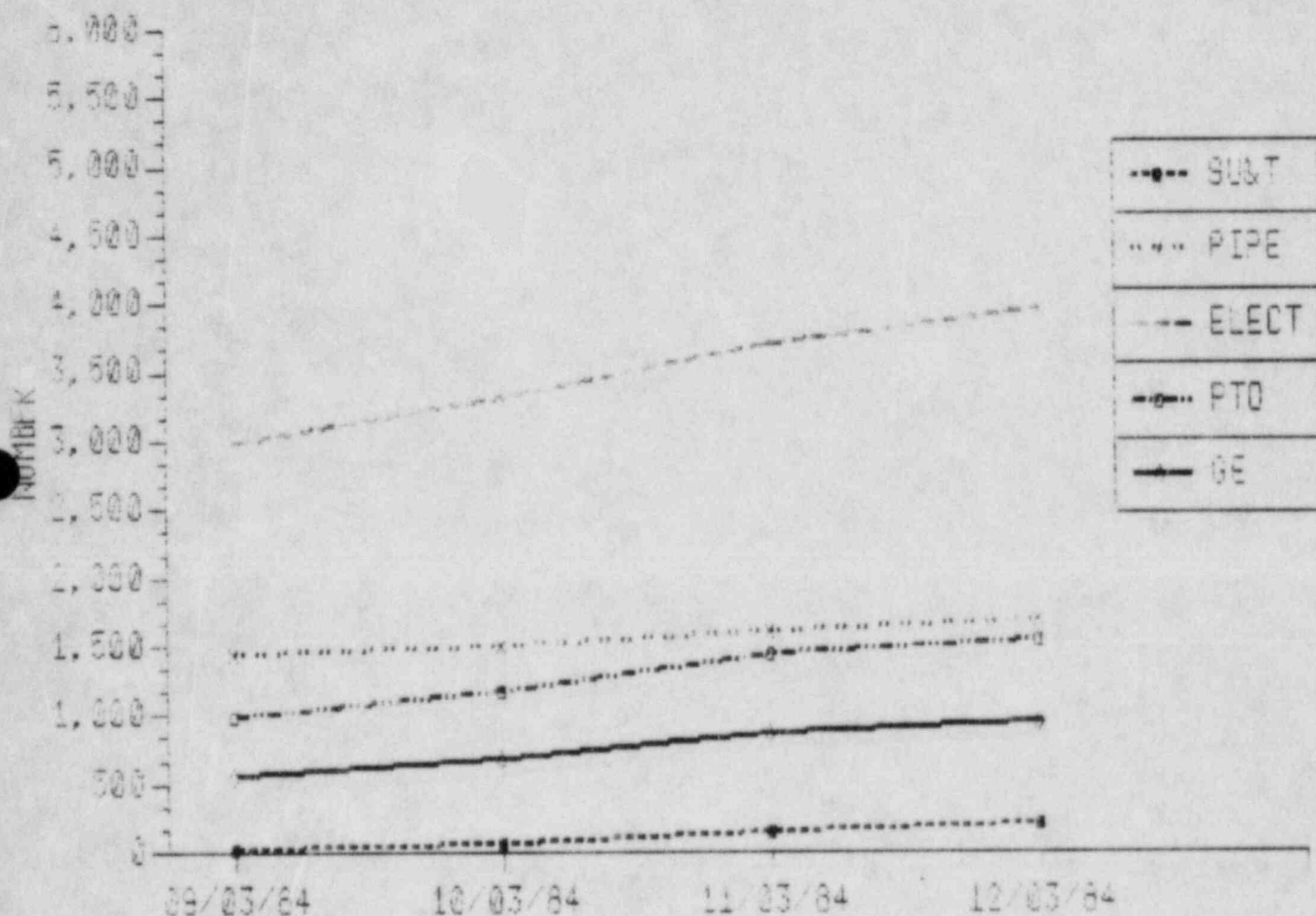
HEADQUARTERS PURCHASE ORDERS

	<u>TOTAL REQUIRED</u>	<u>TOTAL ISSUED</u>
STRUCTURAL	42	42
MECHANICAL	17	17
ELECTRICAL	54	52 *
POWER	119	119
CONTROLS	61	61
	—	—
TOTAL	293	291

* SALES AGREEMENT WITH A UTILITY CONCERNING
THERMAL BARRIER'S FOR 600 VAC & 120 VAC CABLE.

* VENDOR DOCUMENTATION FOR HEAT TRACING

OPEN E & DCR's



NOTE: SUM OF PARTS DO NOT EQUAL TOTAL OPEN E&DCR'S.

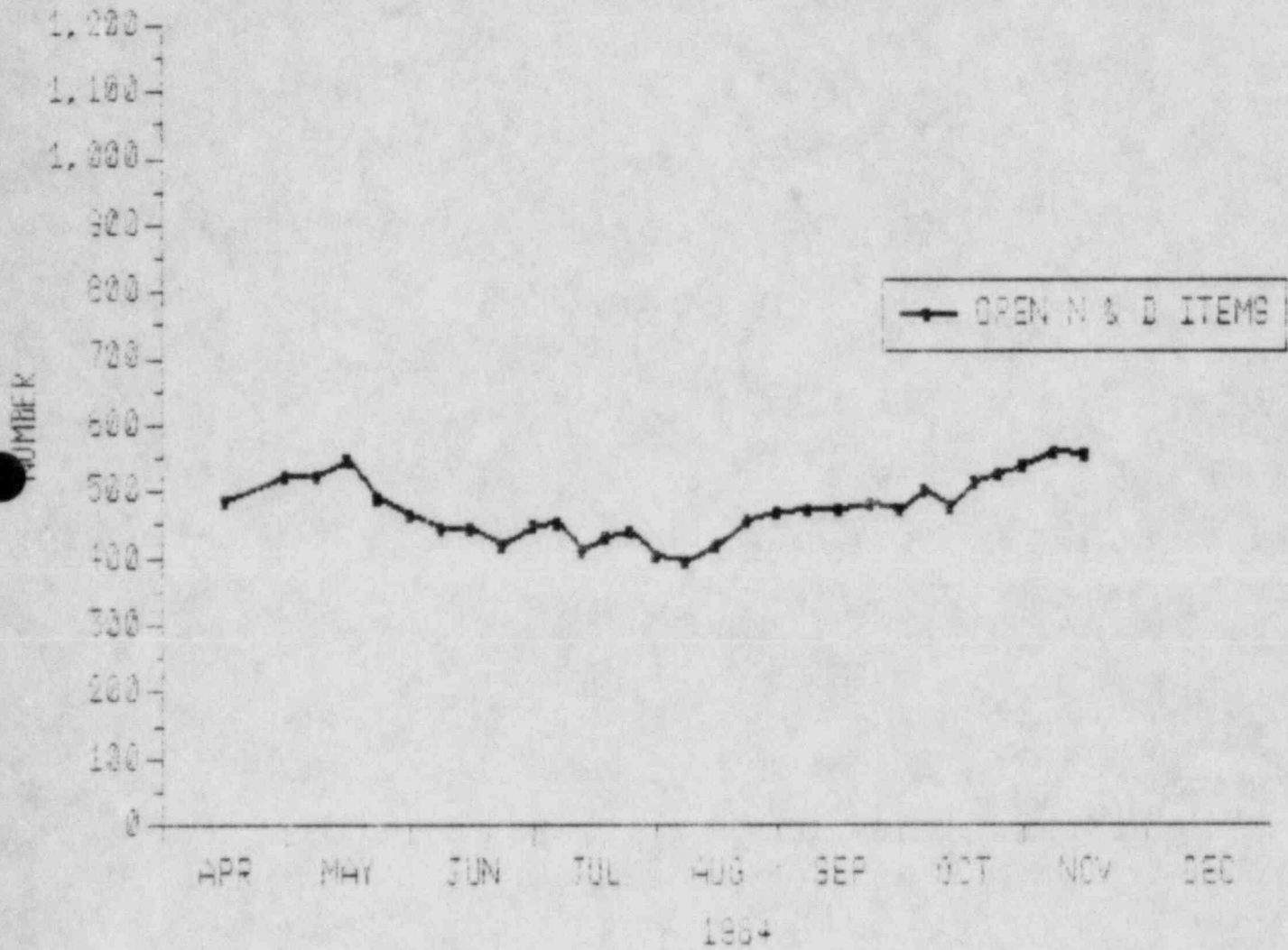
ONE OPEN E&DCR MAY BE ASSIGNED TO TWO OR MORE GROUPS.

FBNG - COST SYSTEMS

GULF STATES UTILITIES

E&DCR - ENGINEERING AND DESIGN COORDINATION REPORT

OPEN N & D TREND



RBNG - COST SYSTEMS

GULF STATES UTILITIES

N&D - NONCONFORMANCE AND DISPOSITION REPORT

LICENSING

- * DISCUSS IMPLEMENTATION OF ANY TMI ACTION ITEMS THAT MAY AFFECT THE CURRENTLY PROJECTED FUEL LOAD DATE.

TMI ACTION ITEMS HAVE BEEN IDENTIFIED TO THE NRC STAFF IN APPENDIX 1A OF THE FSAR. IMPLEMENTATION OF THESE ITEMS IS NOT EXPECTED TO ADVERSELY AFFECT THE PROJECTED FUEL LOAD DATE.

- * DISCUSS ANY 10CFR50.55(e) REPORTABLE DEFICIENCIES THAT MAY AFFECT THE CURRENTLY PROJECTED FUEL LOAD DATE.

OF THE 10CFR50.55(e) REPORTABLE DEFICIENCIES TO DATE, NONE ARE EXPECTED TO REPRESENT AN ADVERSE IMPACT ON THE CURRENTLY PROJECTED FUEL LOAD DATE.

STATUS OF NRC REQUESTED OPEN DEFICIENCY REPORTS

<u>DR#</u>	<u>DATE</u>	<u>NEXT ACTION</u>
75	4/15/85	DETERMINATION OF THE NEED TO MAKE ANY DESIGN CHANGES.
117	12/17/84	IMPLEMENTATION OF PROPOSED DESIGN CHANGE.
193	1/15/85	DETERMINATION OF THE NEED TO MAKE ANY DESIGN CHANGES.
177	12/19/84	DETERMINATION OF THE NEED TO MAKE ANY DESIGN CHANGES.
260	1/15/85	DETERMINATION OF THE NEED TO MAKE ANY DESIGN CHANGES.

CONSTRUCTION STATUS

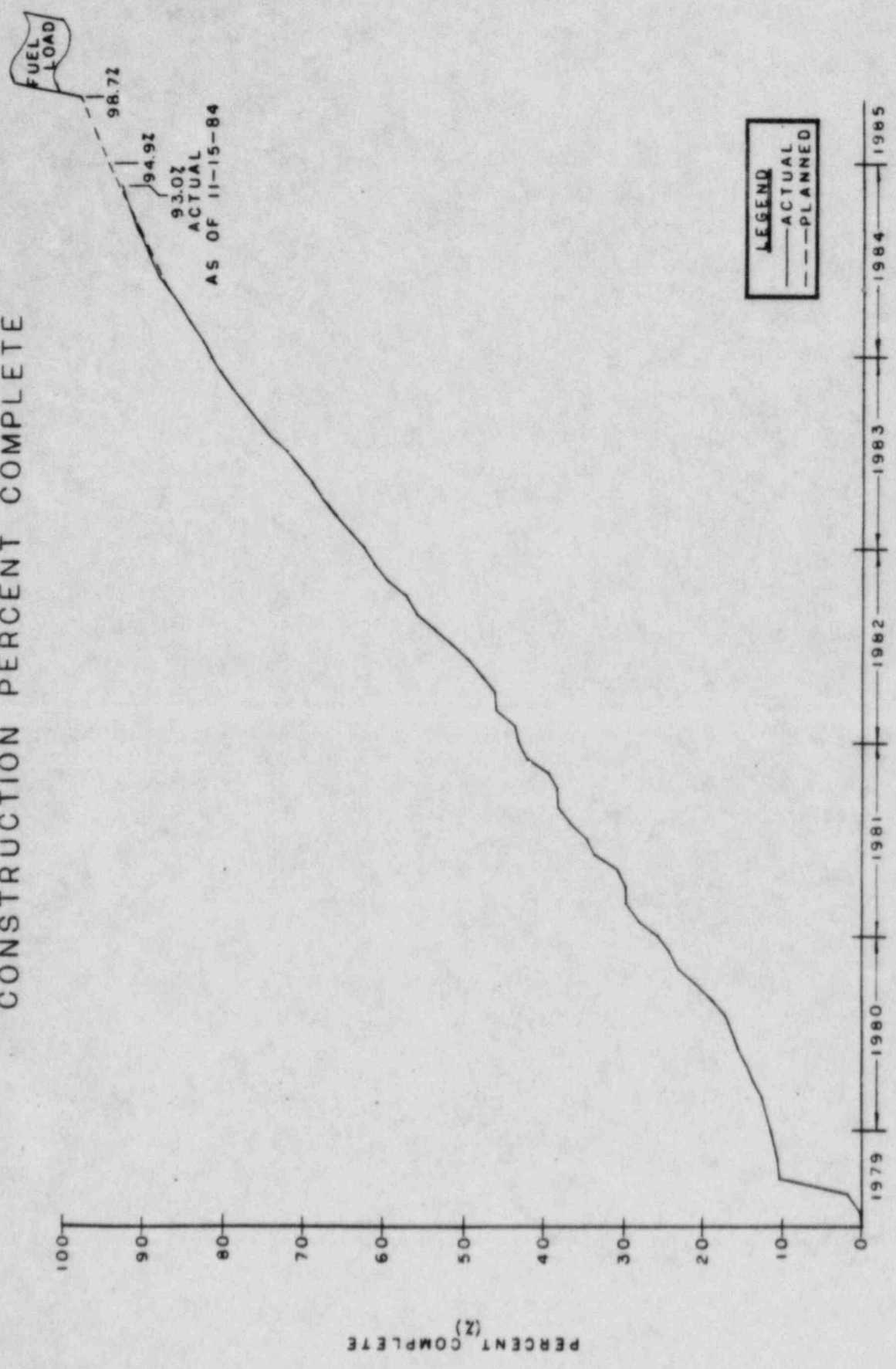
CRAFT MANHOURS

MILLIONS

TOTAL PROJECT (SWEC & CONTRACTS)

	<u>TOTAL</u>
EXPENDED THRU 1984 (10/84)	32.6
REMAINING 1984	1.1
1985	2.3
1986	<u>0.1</u>
TOTAL	36.1

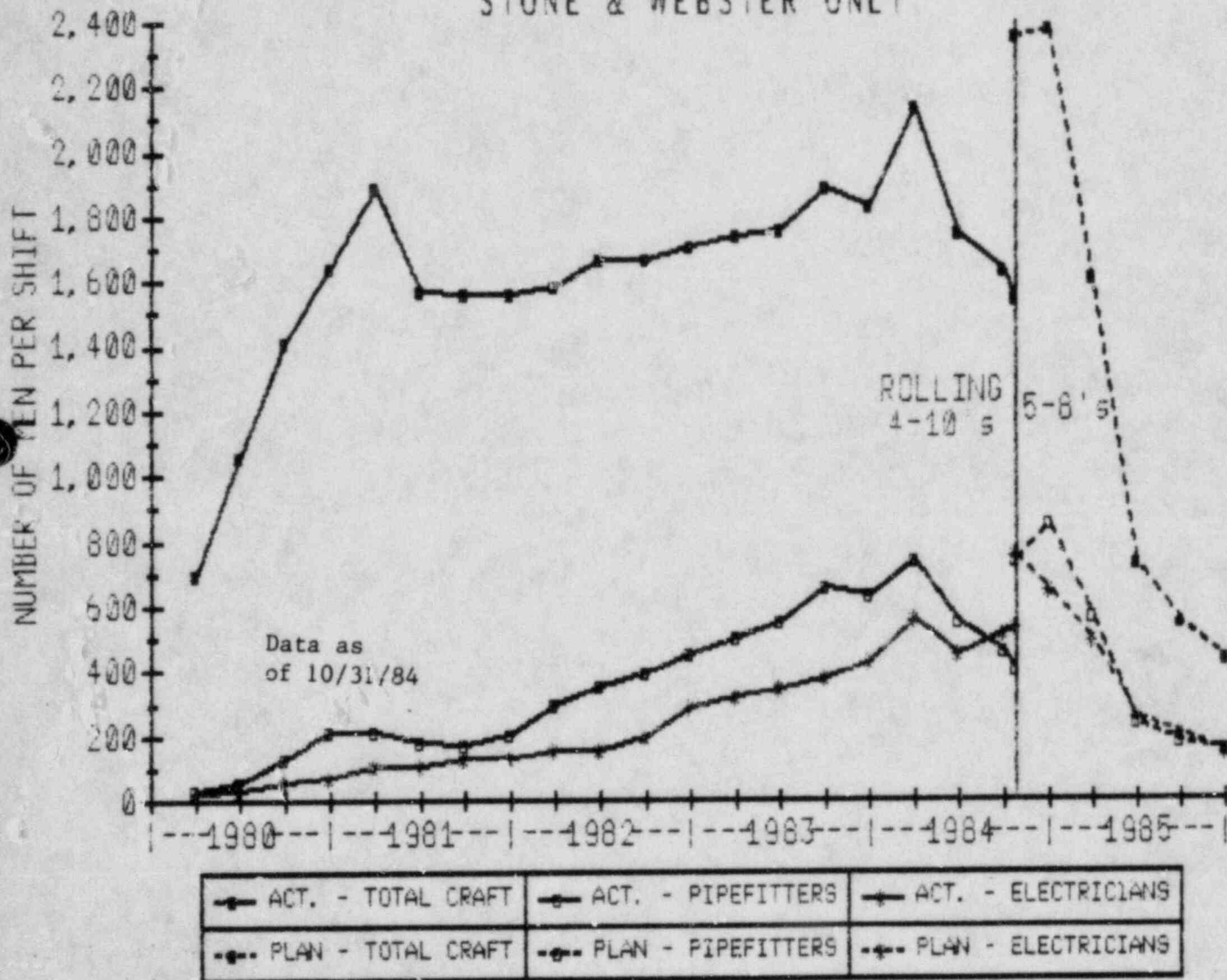
CONSTRUCTION PERCENT COMPLETE



CRAFT MANPOWER

CONSTRUCTION & P.T.O.

STONE & WEBSTER ONLY



During the latter part of October 1984 the River Bend work force switched from the "rolling" 4 day - 10 hours per day work shift to a 5 day-8 hour per day work shift.

Before the switch over there were 1,547 men per shift (2-shifts) working the "rolling" 4 day - 10 hours per day work shift for a total manpower of 3,094 men. After the switch over there were 2,358 men per shift (single shift) resulting in 736 fewer men.

NRC CASE LOAD FORECAST

ESTIMATED QUANTITIES

<u>COMMODITIES</u>	<u>DEC. 1984</u>	<u>DEC. 1983</u>	<u>± VARIANCE</u>
CONCRETE	294,851 CY	305,178 CY	-10,327 CY
PIPE - 2" & BELOW	115,722 LF	140,652 LF	-24,930 LF**
PIPE - 2½" & ABOVE	271,920 LF	288,366 LF	-16,446 LF
WELD - 2½" & ABOVE	24,712 EA	23,024 EA	+1,688 EA
LG. BORE HANGERS	14,403 EA	14,279 EA	+124 EA
SM. BORE HANGERS	16,563 EA	14,902 EA	+1,661 EA**
LIGHTING WIRE	907,833 LF	540,647 LF	+367,186 LF**
POWER CABLE	746,364 LF	1,007,365 LF	-261,001 LF**
POWER TERMS	19,153 EA	25,403 EA	-6,250 EA**
I & C CABLE	6,321,100 LF	5,904,600 LF	+416,500 LF
I & C TERMS	198,764 EA	238,631 EA	-39,867 EA**
CABLE TRAY	102,168 LF	103,249 LF	-1,081 LF
TOTAL CONDUIT	913,862 LF	895,735 LF	+18,127 LF
EXP. MET. CONDUIT	603,859 LF	585,722 LF	+18,137 LF

NOTE: ESTIMATES ARE THOSE GIVEN TO THE NRC
AT DEC. 1983 CASE LOAD FORECAST AND
AT THE CURRENT DEC. 1984 CASE LOAD
FORECAST. ** ± GREATER THAN 10%.

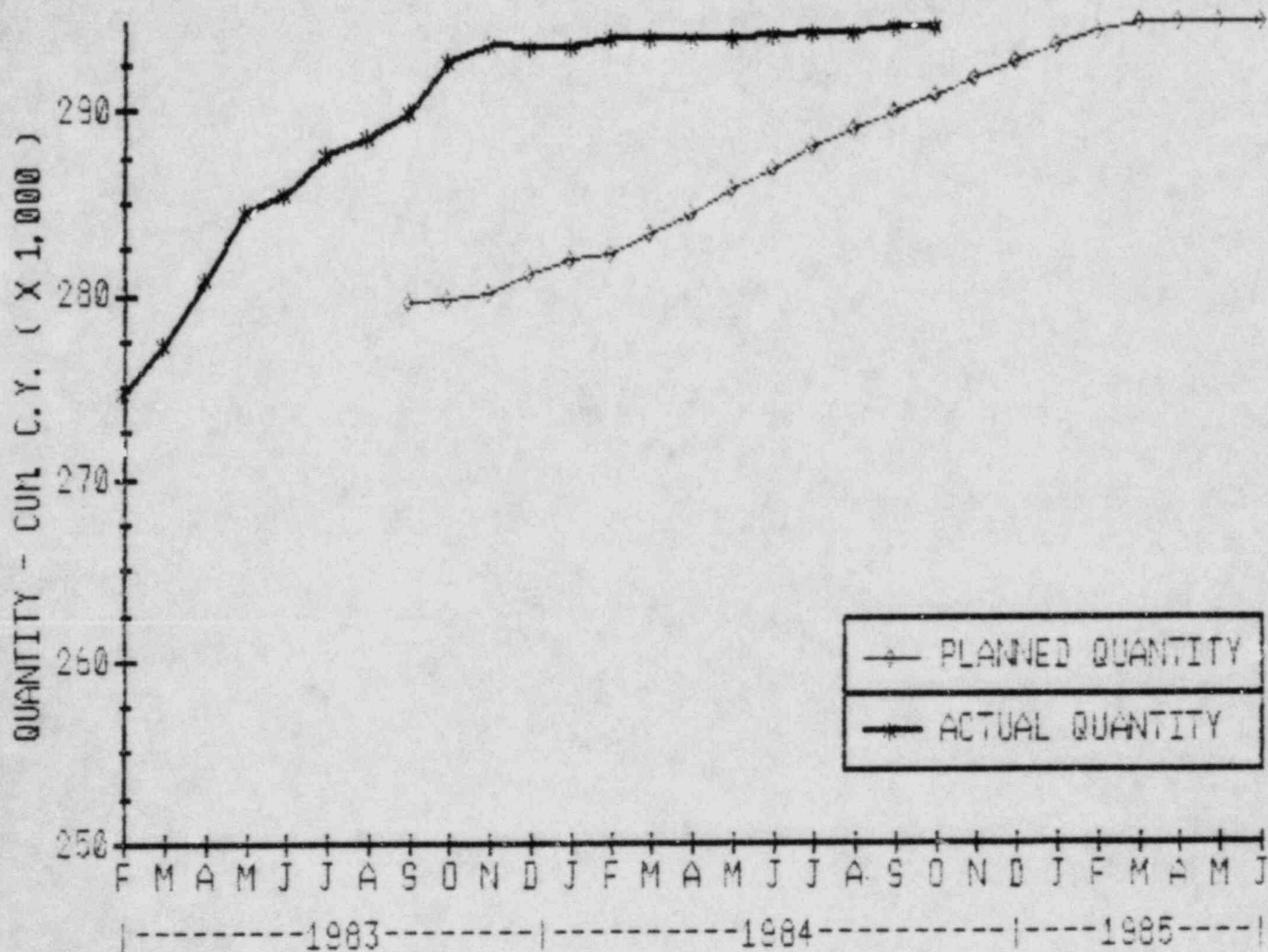
FQC INSPECTION STATUS

<u>COMMODITY</u>	<u>TOTAL ESTIMATED QUANTITIES</u>	<u>TOTAL TO BE INSPECTED</u>	<u>INSPECTED TO DATE</u>	<u>% INSPECTED</u>
LARGE BORE PIPE WELDS	24,712 EA	10,148 EA	10,148 EA	100%
SMALL BORE PIPE WELDS	*N/A	20,000 EA	14,746 EA	74%
LARGE BORE HANGERS	14,403 EA	4,060 EA	3,387 EA	83%
SMALL BORE HANGERS	16,563 EA	4,100 EA	2,670 EA	65%

DATA AS OF 11/26/84

* ESTIMATES FOR SMALL BORE PIPE WELDS ARE INCLUDED IN THE TOTAL SMALL BORE PIPE ESTIMATE.

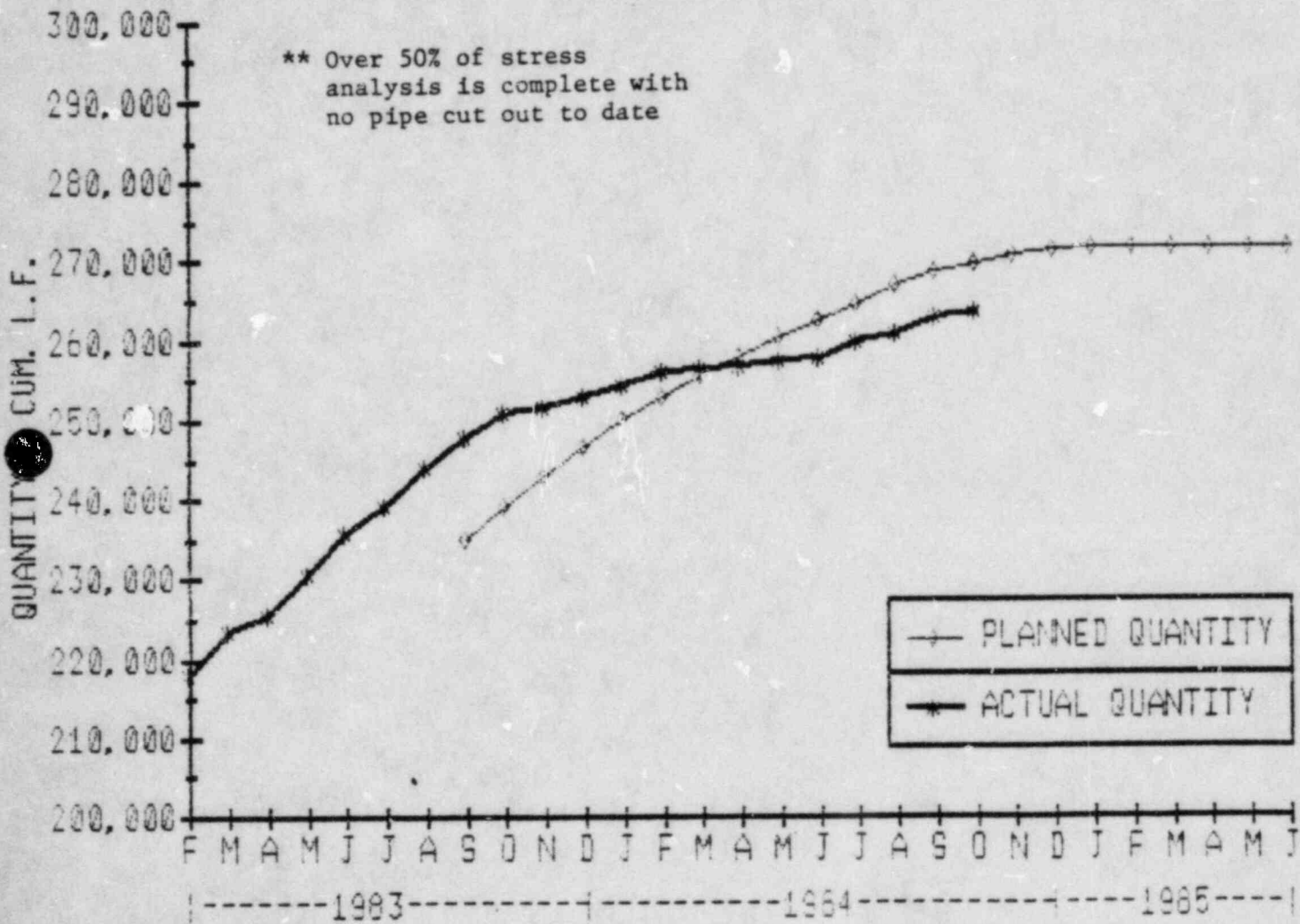
CONCRETE



CONCRETE	
ESTIMATED QUANTITY	294,851 CY
INSTALLED TO DATE	294,443 CY
SCHEDULED TO DATE	290,883 CY
PERCENT COMPLETE - EARNED VALUE	99.98
ACTUAL INSTALLATION RATE - PAST 6 MONTHS	81 CY/MONTH
PEAK INSTALLATION RATE - DURING PAST 6 MONTHS	931 CY/MONTH
"TO GO" INSTALLATION RATE	51 CY/MONTH

NOTE: DATA AS OF 10/30/84

PIPE - 2 1/2" & ABOVE

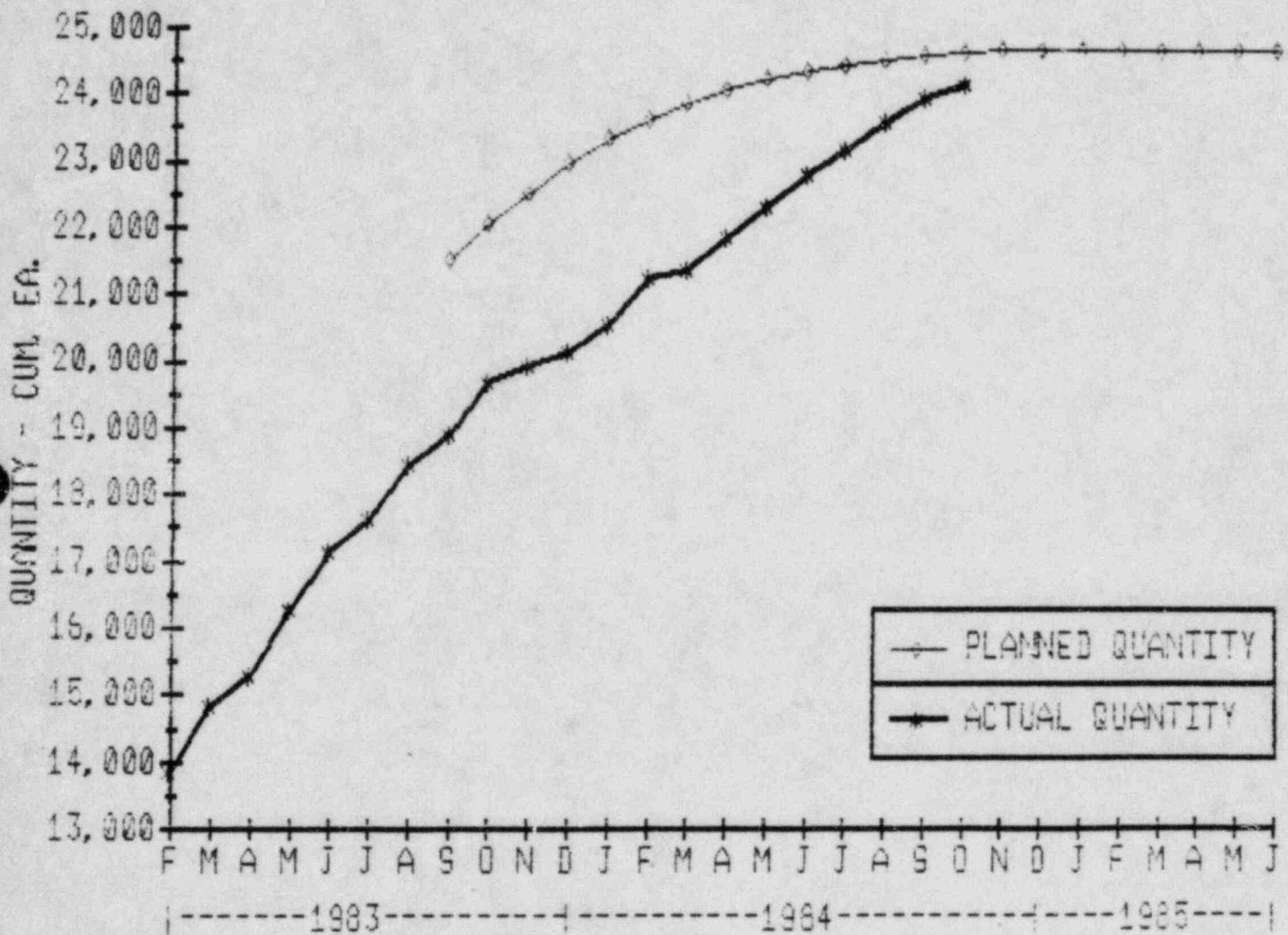


PIPE - 2 1/2" & ABOVE

ESTIMATED QUANTITY	271,920 LF
INSTALLED TO DATE	263,634 LF
SCHEDULED TO DATE	269,892 LF
PERCENT COMPLETE - EARNED VALUE	96.9%
ACTUAL INSTALLATION RATE - PAST 6 MONTHS	1,023 LF/MONTH
PEAK INSTALLATION RATE - DURING PAST 6 MONTHS	1,998 LF/MONTH
"TO GO" INSTALLATION RATE	1,036 LF/MONTH

NOTE: DATA AS OF 10/30/84

WELDING - 2 1/2" & ABOVE

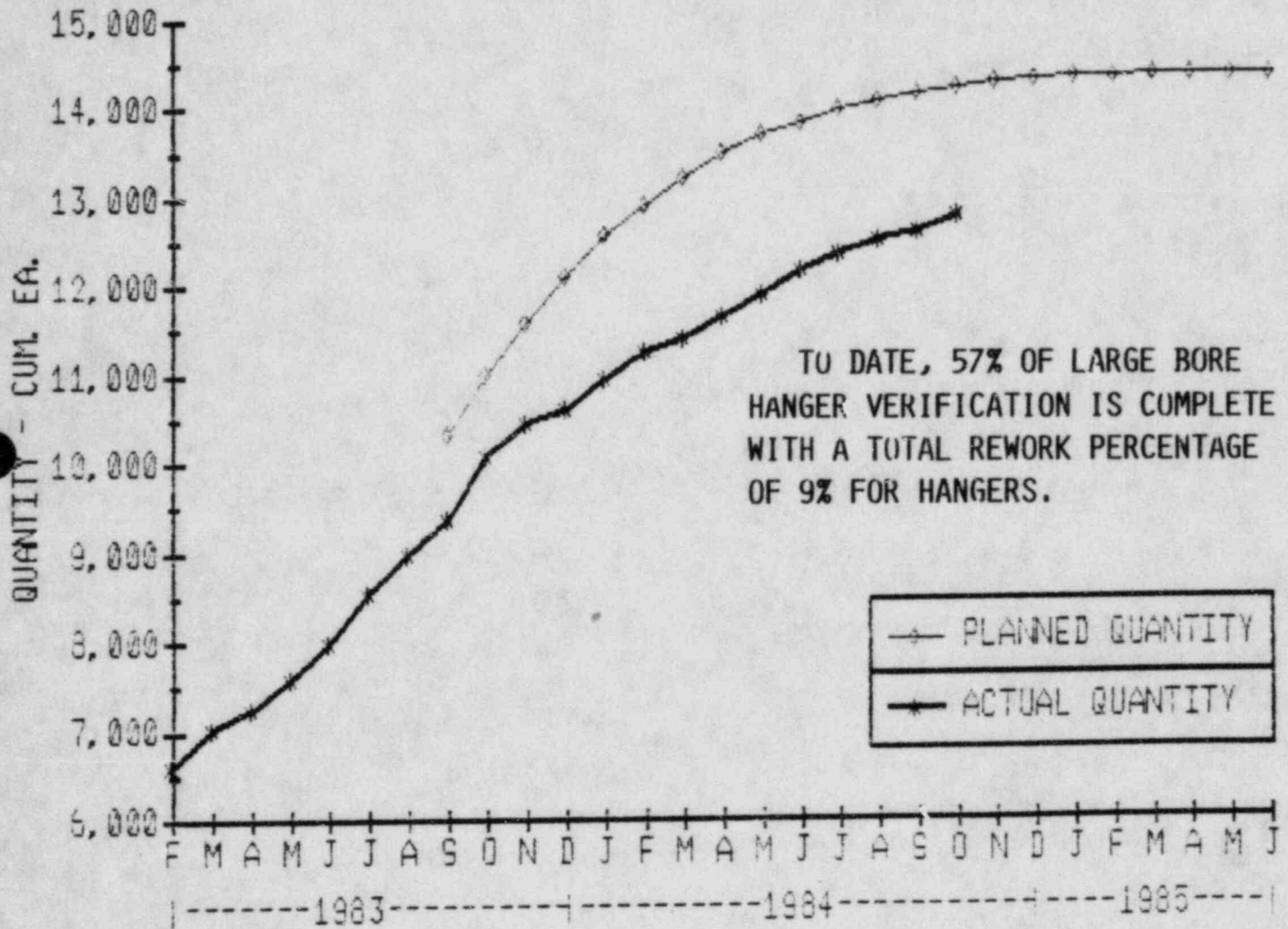


WELDING - 2 1/2" & ABOVE

ESTIMATED QUANTITY	24,712 EA
INSTALLED TO DATE	24,160 EA
SCHEDULED TO DATE	24,665 EA
PERCENT COMPLETE - EARNED VALUE	96.7%
ACTUAL INSTALLATION RATE - PAST 6 MONTHS	395 EA/MONTH
PEAK INSTALLATION RATE - DURING PAST 6 MONTHS	468 EA/MONTH
"TO GO" INSTALLATION RATE	69 EA/MONTH

NOTE: DATA AS OF 10/30/84

LARGE BORE HANGERS AND SUPPORTS



LARGE BORE HANGERS

ESTIMATED QUANTITY	14,403 EA
INSTALLED TO DATE	12,806 EA
SCHEDULED TO DATE	14,256 EA
PERCENT COMPLETE - EARNED VALUE	91.4%
ACTUAL INSTALLATION RATE - PAST 6 MONTHS	200 EA/MONTH
PEAK INSTALLATION RATE - DURING PAST 6 MONTHS	258 EA/MONTH
"TO GO" INSTALLATION RATE	200 EA/MONTH

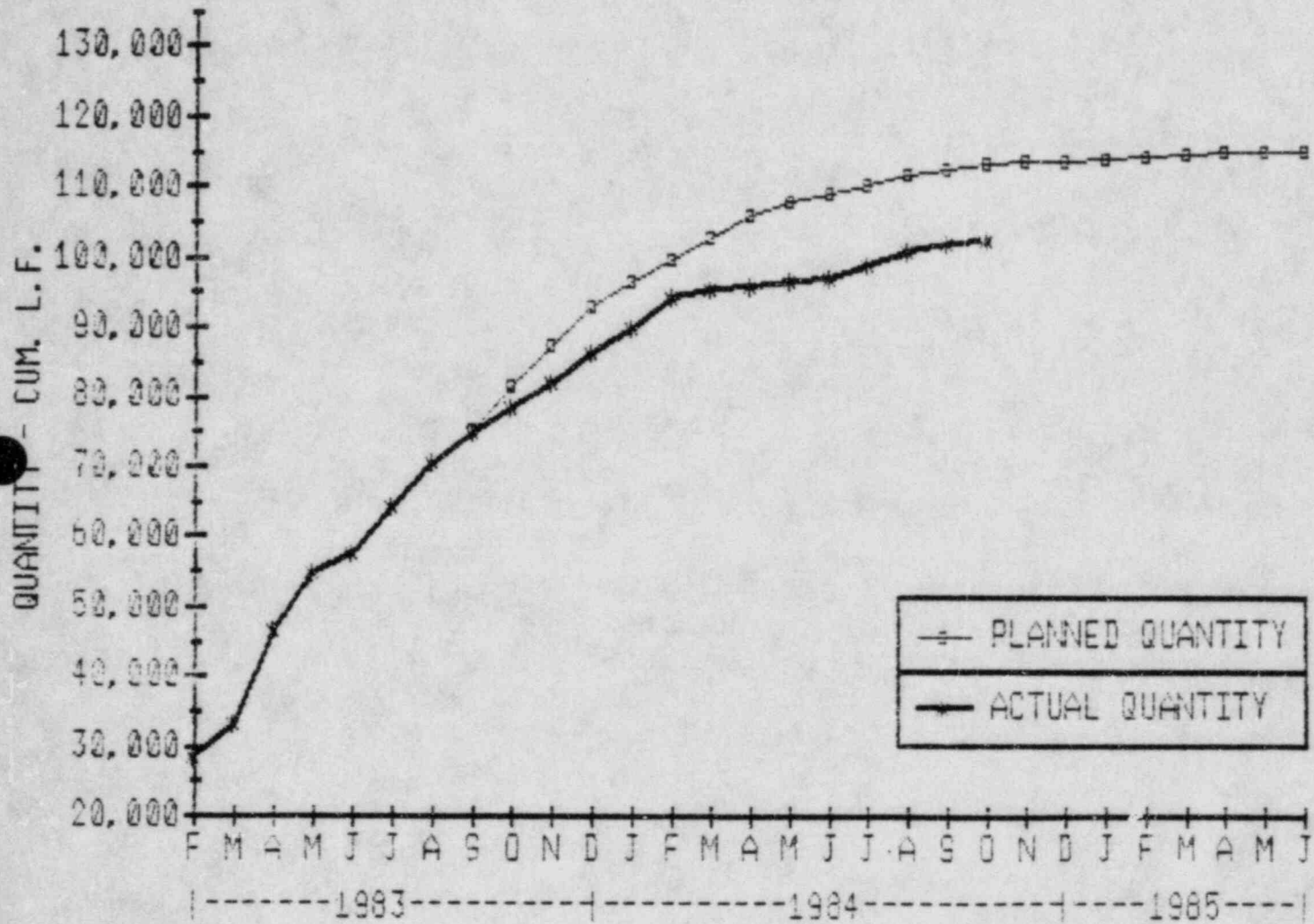
NOTE: DATA AS OF 10/30/84

LARGE BORE PIPE SUPPORTS

	<u>ESTIMATED QUANTITY</u>	<u>INSTALLED QUANTITY</u>
AUX BOILER: WT	269	263
AUXILIARY BLDG	2,037	1,656
AUX CONTROL BLDG	56	56
CIRC WTR PUMP HSE	19	19
TURBINE BLDG	5,563	5,392
CONTROL BLDG	579	559
COOLING TWRS	66	65
DIESEL GEN	206	204
FUEL BLDG	687	664
FIRE WTR PUMP HSE	58	51
NORMAL SWGR	41	41
RADWASTE BLDG	1,335	883
REACTOR BLDG	1,792	1,411
TUNNELS	1,396	1,315
YARD	299	227
TOTAL	<hr/> 14,403	<hr/> 12,806

NOTE: TOTAL DOES NOT INCLUDE 318 HANGERS
INSTALLED BY A SUBCONTRACTOR IN THE
ADMIN. COMPLEX.

PIPE - 2" & BELOW

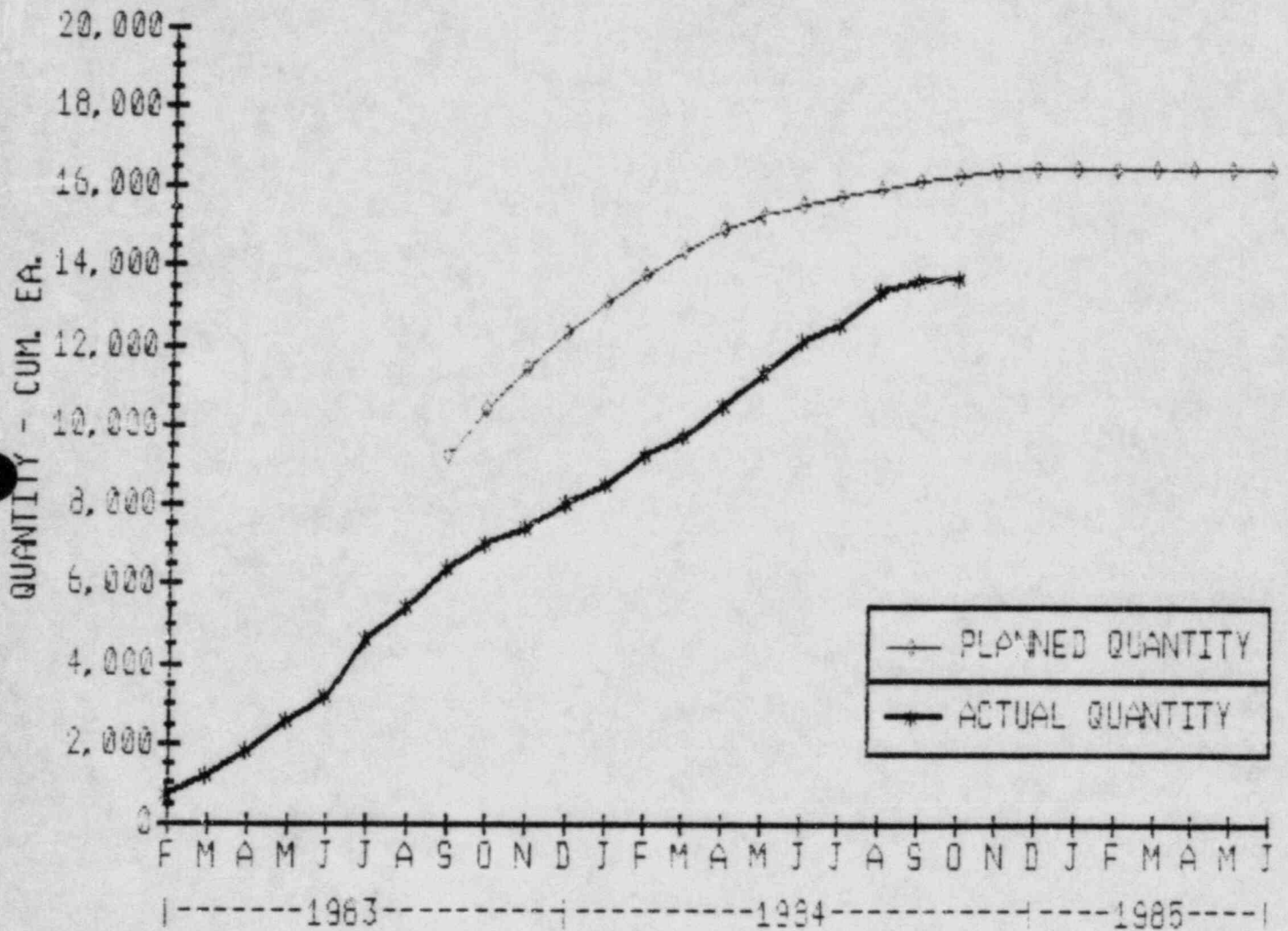


PIPE-2" & BELOW

ESTIMATED QUANTITY	115,722 LF
INSTALLED TO DATE	102,681 LF
SCHEDULED TO DATE	113,676 LF
PERCENT COMPLETE - EARNED VALUE	90.8%
ACTUAL INSTALLATION RATE - PAST 6 MONTHS	1011 LF/MONTH
PEAK INSTALLATION RATE - DURING PAST 6 MONTHS	2067 LF/MONTH
"TO GO" INSTALLATION DATE	1630 LF/MONTH

NOTE: DATA AS OF 10/30/84

SMALL BORE HANGERS AND SUPPORTS

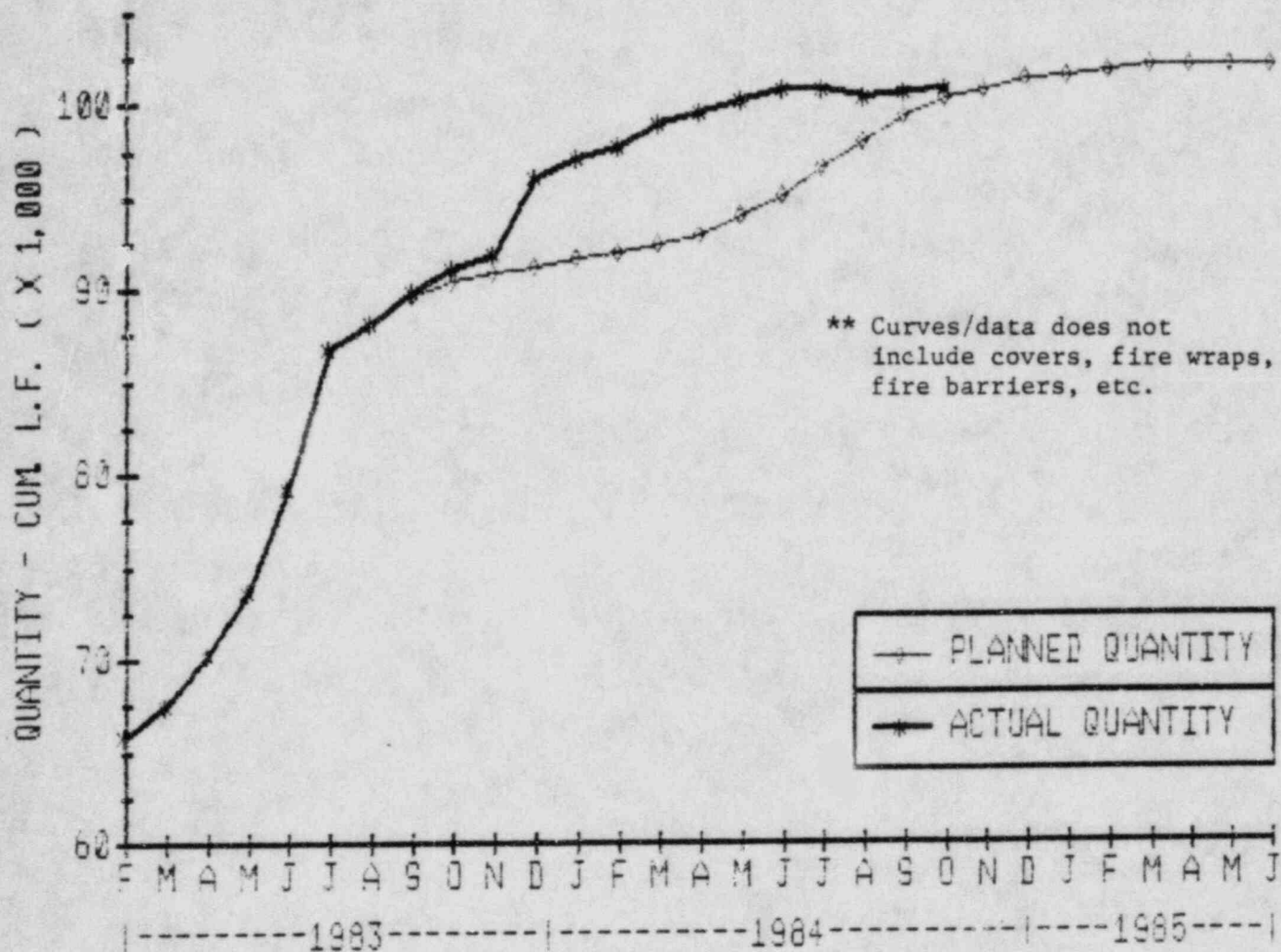


SMALL BORE HANGERS

ESTIMATED QUANTITY	16,563 EA
INSTALLED TO DATE	13,773 EA
SCHEDULED TO DATE	16,381 EA
PERCENT COMPLETE - FARNED VALUE	84.28
ACTUAL INSTALLATION RATE - PAST 6 MONTHS	572 EA/MONTH
PEAK INSTALLATION RATE - DURING PAST 6 MONTHS	851 EA/MONTH
"TO GO" INSTALLATION RATE	349 EA/MONTH

NOTE: DATA AS OF 10/30/84

CABLE TRAY

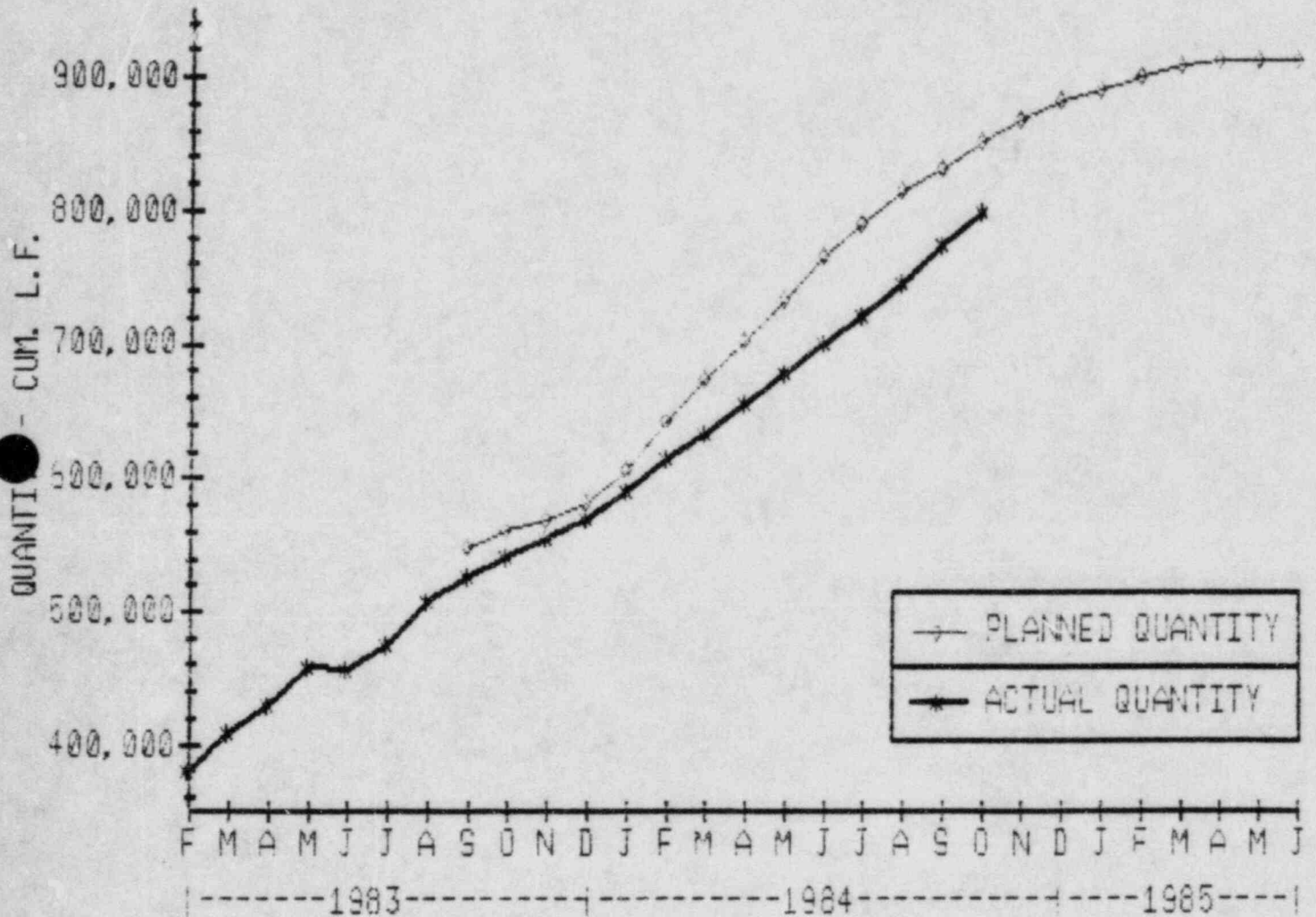


CABLE TRAY

ESTIMATED QUANTITY	102,168 LF
INSTALLED TO DATE	100,741 LF
SCHEDULED TO DATE	100,372 LF
PERCENT COMPLETE - EARNED VALUE	97.3%
ACTUAL INSTALLATION RATE - DURING PAST 6 MONTHS	262 LF/MONTH
PEAK INSTALLATION RATE - DURING PAST 6 MONTHS	611 LF/MONTH
"TO GO" INSTALLATION RATE	178 LF/MONTH

NOTE: DATA AS OF 10/30/84

TOTAL CONDUIT

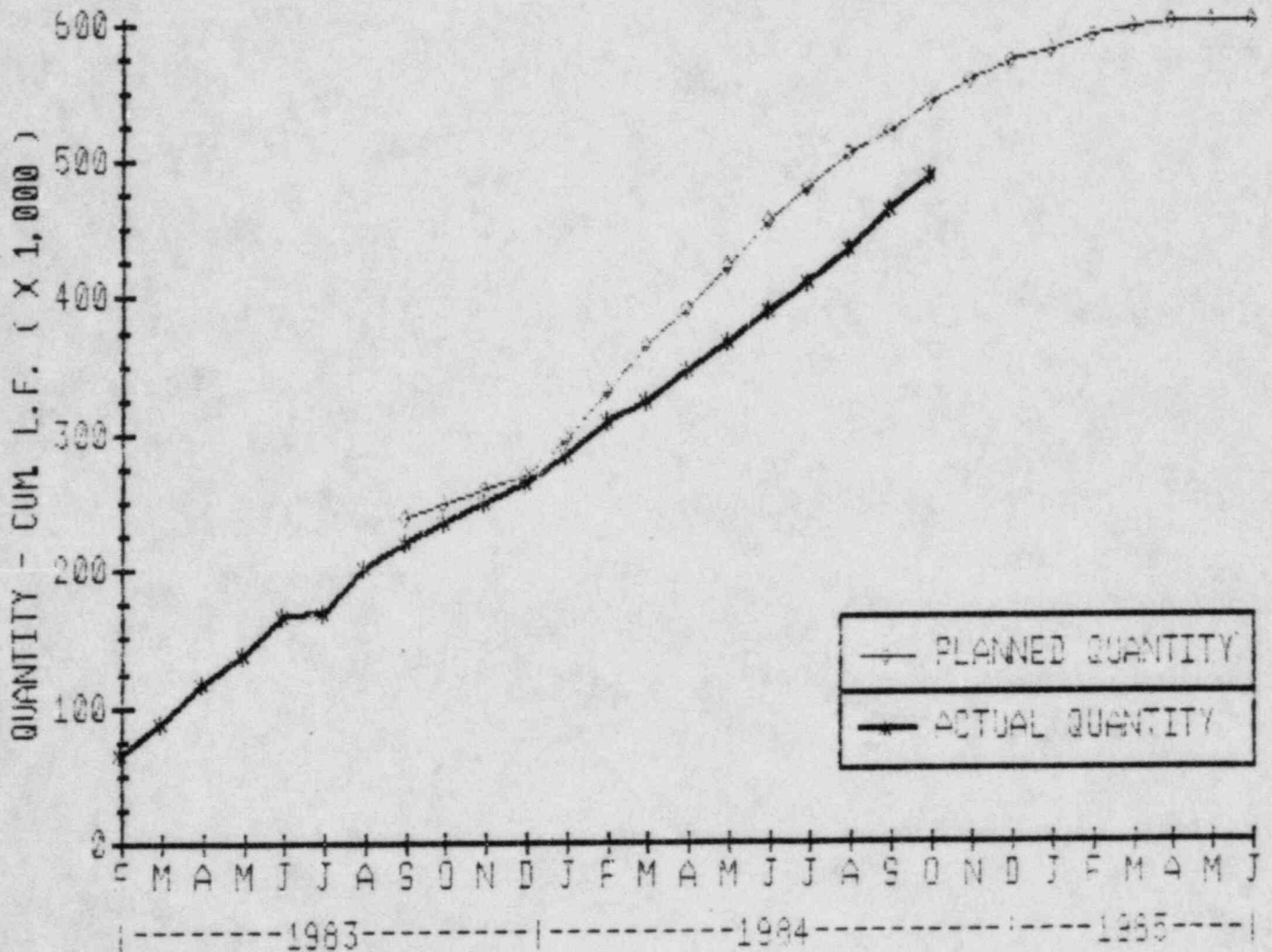


TOTAL CONDUIT

ESTIMATED QUANTITY	913,862 LF
INSTALLED TO DATE	799,506 LF
SCHEDULED TO DATE	852,619 LF
PERCENT COMPLETE - FARMER VALUE	81.1%
ACTUAL INSTALLATION RATE - PAST 6 MONTHS	23,604 LF/MONTH
PEAK INSTALLATION RATE - DURING PAST 6 MONTHS	27,797 LF/MONTH
"TO GO" INSTALLATION RATE	14,295 LF/MONTH

NOTE: DATA AS OF 10/30/84

EXPOSED METAL CONDUIT

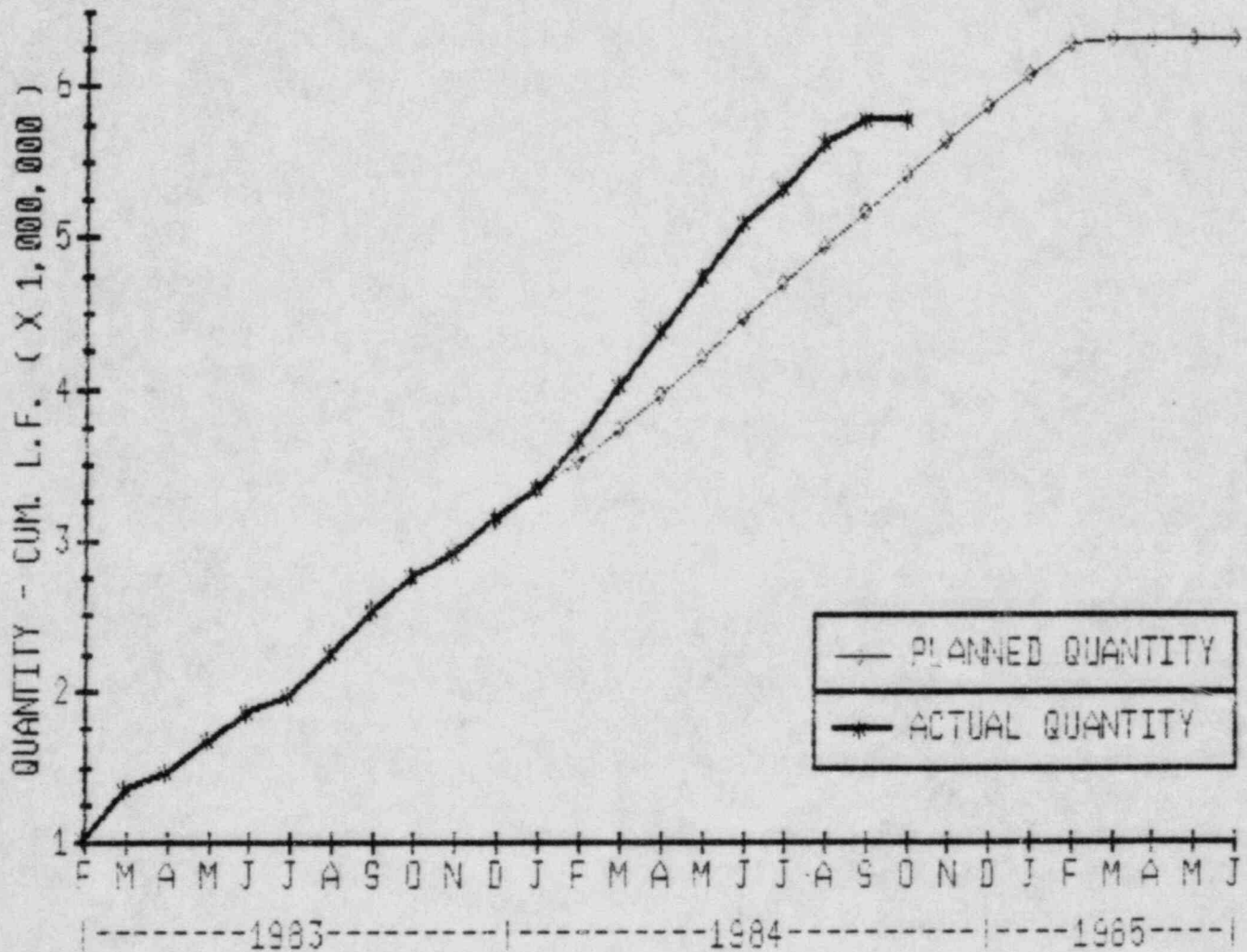


EXPOSED METAL CONDUIT

ESTIMATED QUANTITY	603,859 LF
INSTALLED TO DATE	489,493 LF
SCHEDULED TO DATE	542,606 LF
PERCENT COMPLETE - EARNED VALUE	80.3%
ACTUAL INSTALLATION RATE - PAST 6 MONTHS	23,604 LF/MONTH
PEAK INSTALLATION RATE - DURING PAST 6 MONTHS	27,797 LF/MONTH
"TO GO" INSTALLATION RATE	14,295 LF/MONTH

NOTE: DATA AS OF 10/30/84

INSTRUMENT & CONTROL CABLE

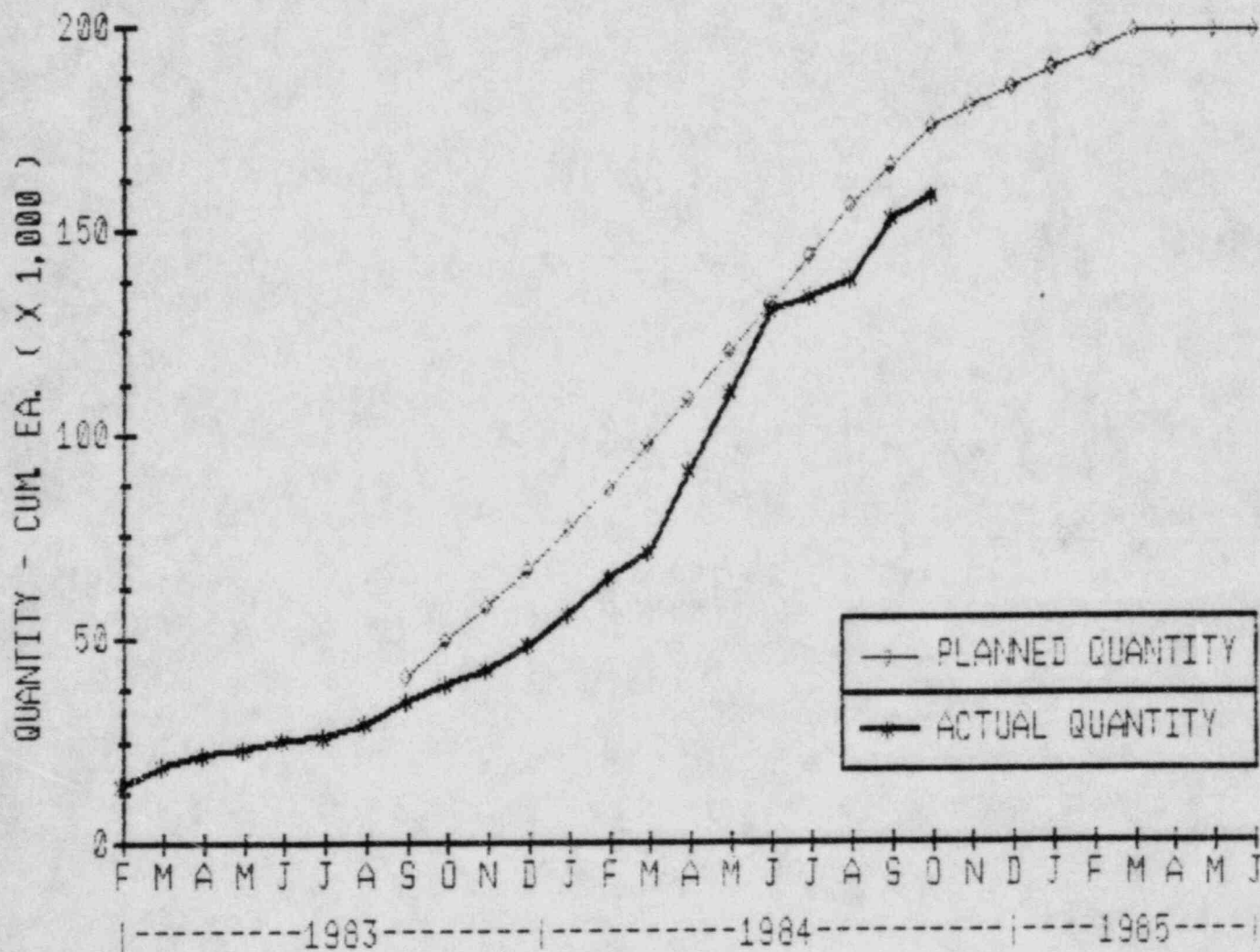


INSTRUMENT & CONTROL CABLE

ESTIMATED QUANTITY	6,321,100 LF
INSTALLED TO DATE	5,775,400 LF
SCHEDULED TO DATE	5,426,549 LF
PERCENT COMPLETE - EARNED VALUE	89.38
ACTUAL INSTALLATION RATE - PAST 6 MONTHS	248,286 LF/MONTH
PEAK INSTALLATION RATE - DURING PAST 6 MONTHS	354,633 LF/MONTH
"TO GO" INSTALLATION RATE	68,213 LF/MONTH

NOTE: DATA AS OF 10/30/84

INSTRUMENT & CONTROL TERMINATIONS

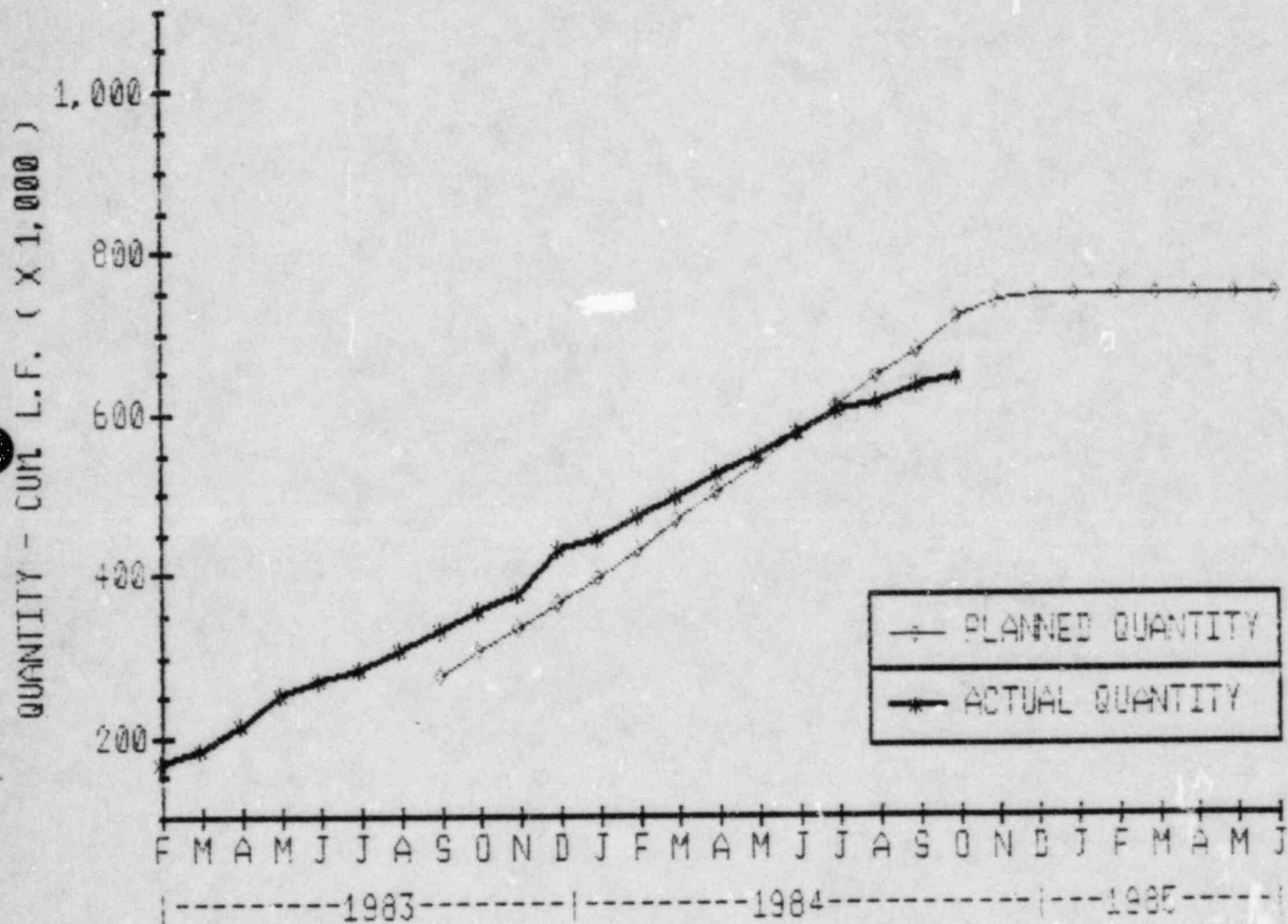


INSTRUMENT & CONTROL TERMINATIONS

ESTIMATED QUANTITY	198,764 EA
INSTALLED TO DATE	158,431 EA
SCHEDULED TO DATE	174,985 EA
PERCENT COMPLETE - EARNED VALUE	77.2%
ACTUAL INSTALLATION RATE - PAST 6 MONTHS	12,414 EA/MONTH
PEAK INSTALLATION RATE - DURING PAST 6 MONTHS	19,438 EA/MONTH
"TO GO" INSTALLATION RATE	5,042 EA/MONTH

NOTE: DATA AS OF 10/30/84

POWER CABLE

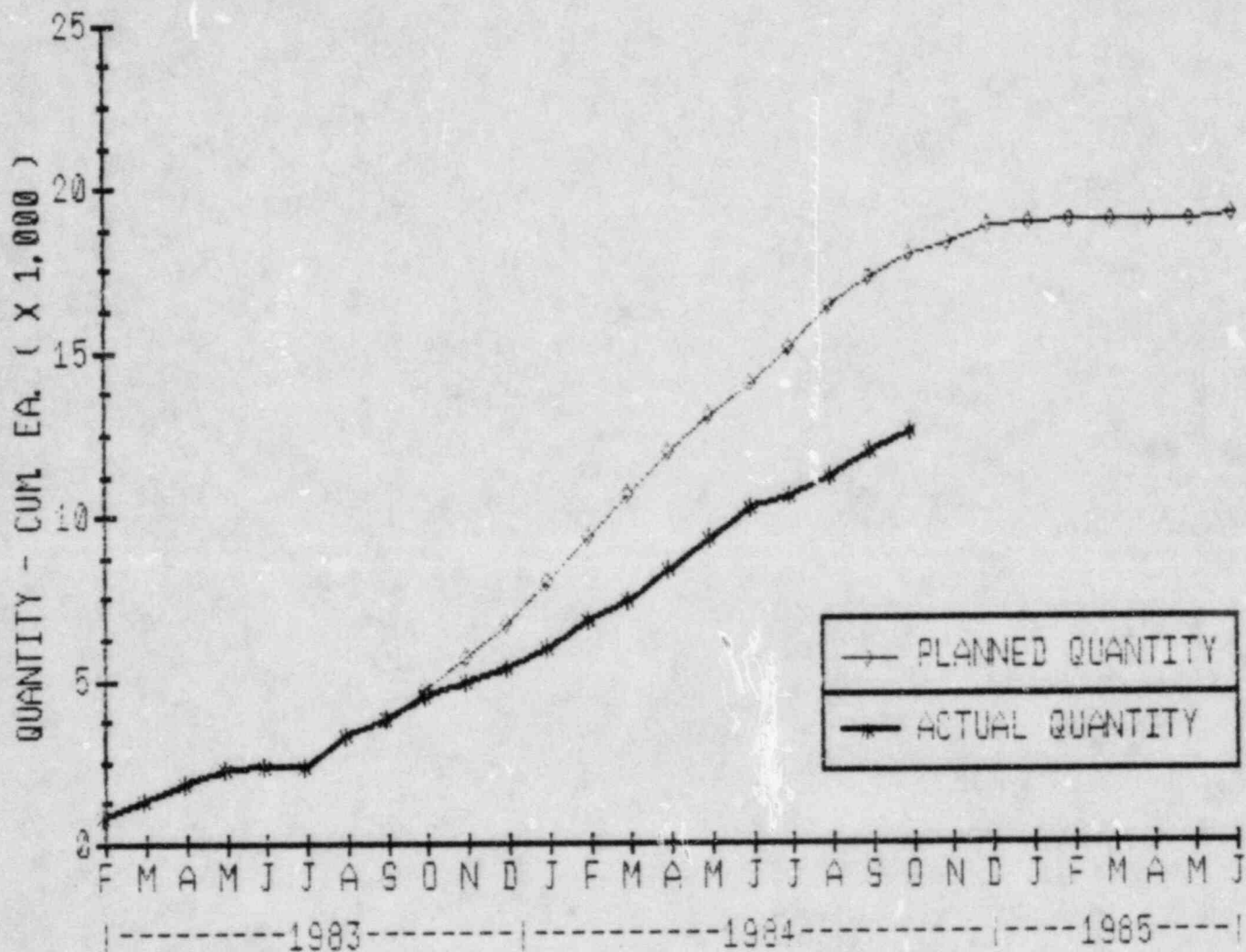


POWER CABLE

ESTIMATED QUANTITY	746,364 LF
INSTALLED TO DATE	644,867 LF
SCHEDULED TO DATE	720,042 LF
PERCENT COMPLETE - EARNED VALUE	88.5%
ACTUAL INSTALLATION RATE - PAST 6 MONTHS	21,011 LF/MONTH
PEAK INSTALLATION RATE - DURING PAST 6 MONTHS	26,045 LF/MONTH
"TO GO" INSTALLATION RATE	12,687 LF/MONTH

NOTE: DATA AS OF 10/30/84

POWER CABLE TERMINATIONS

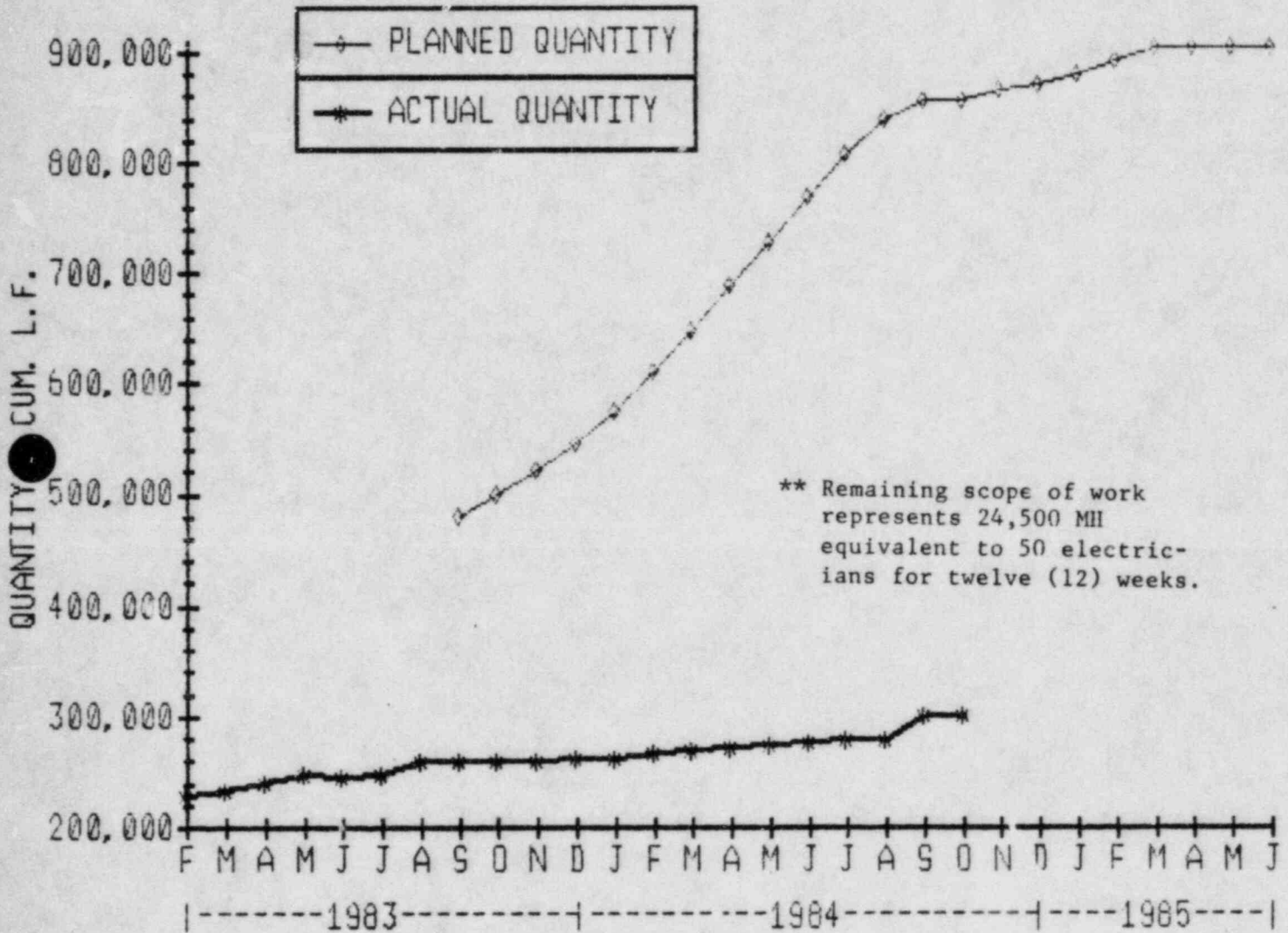


POWER CABLE TERMINATIONS

ESTIMATED QUANTITY	19,153 EA
INSTALLED TO DATE	12,555 EA
SCHEDULED TO DATE	17,935 EA
PERCENT COMPLETE - EARNED VALUE	75.5%
ACTUAL INSTALLATION RATE - PAST 6 MONTHS	732 PA/MONTH
PEAK INSTALLATION RATE - DURING PAST 6 MONTHS	940 PA/MONTH
"TO GO" INSTALLATION RATE	825 PA/MONTH

NOTE: DATA AS OF 10/30/84

LIGHTING WIRE

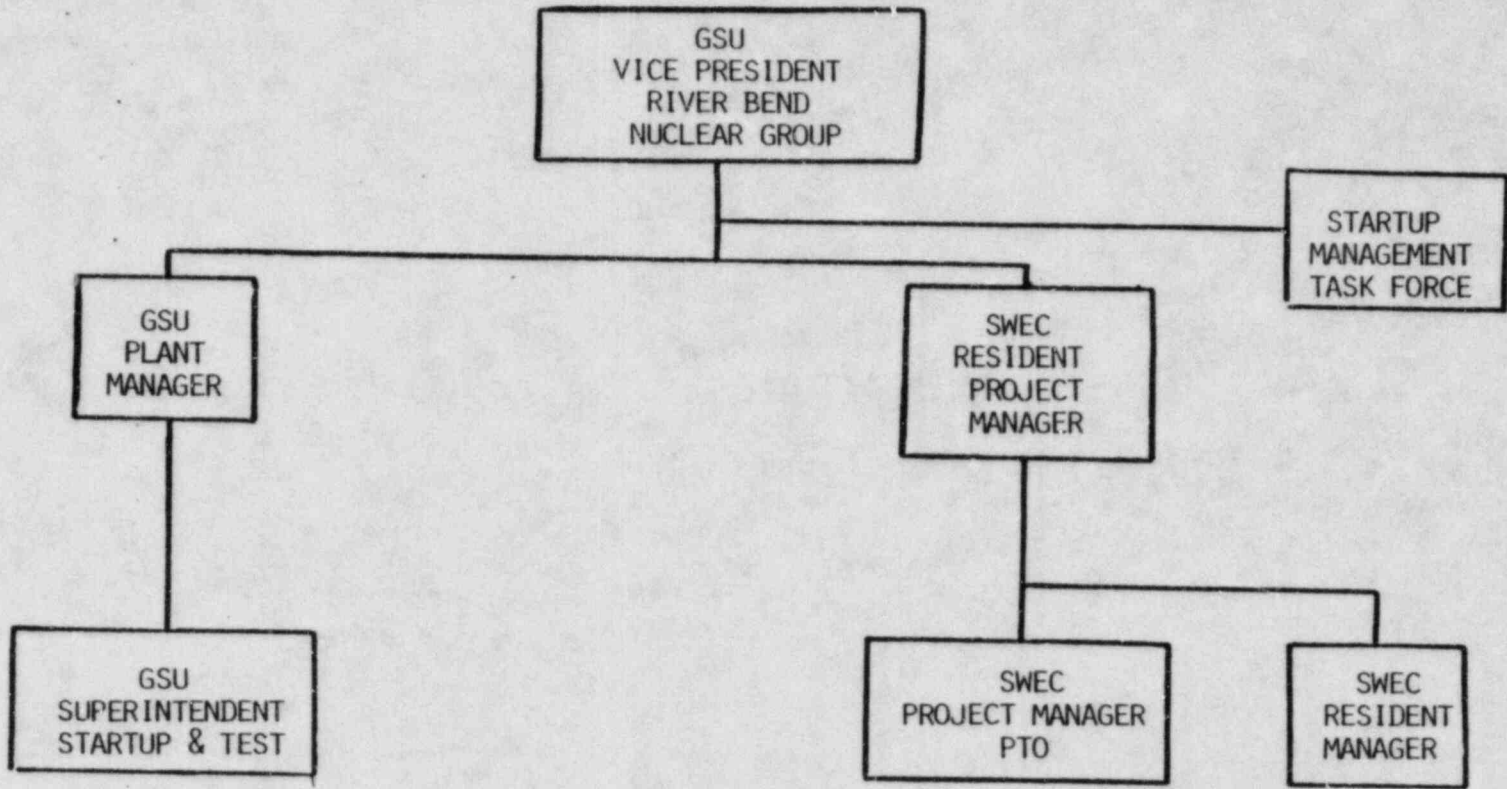


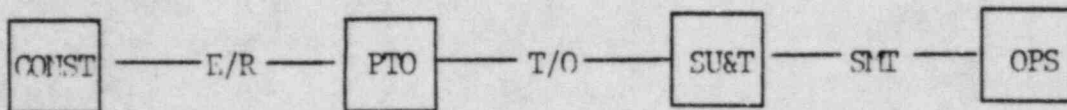
LIGHTING WIRE

ESTIMATED QUANTITY	907,833 LF
INSTALLED TO DATE	302,697 LF
SCHEDULED TO DATE	858,602 LF
PERCENT COMPLETE - EARNED VALUE	32.0%
ACTUAL INSTALLATION RATE - PAST 6 MONTHS	4,506 LF/MONTH
PEAK INSTALLATION RATE - DURING PAST 6 MONTHS	21,705 LF/MONTH
"TO GO" INSTALLATION RATE	75,642 LF/MONTH

NOTE: ENCL. AS OF 10/30/84

SCHEDULE STATUS





The evolution of Plant buildings and systems here at River Bend can be described as follows:

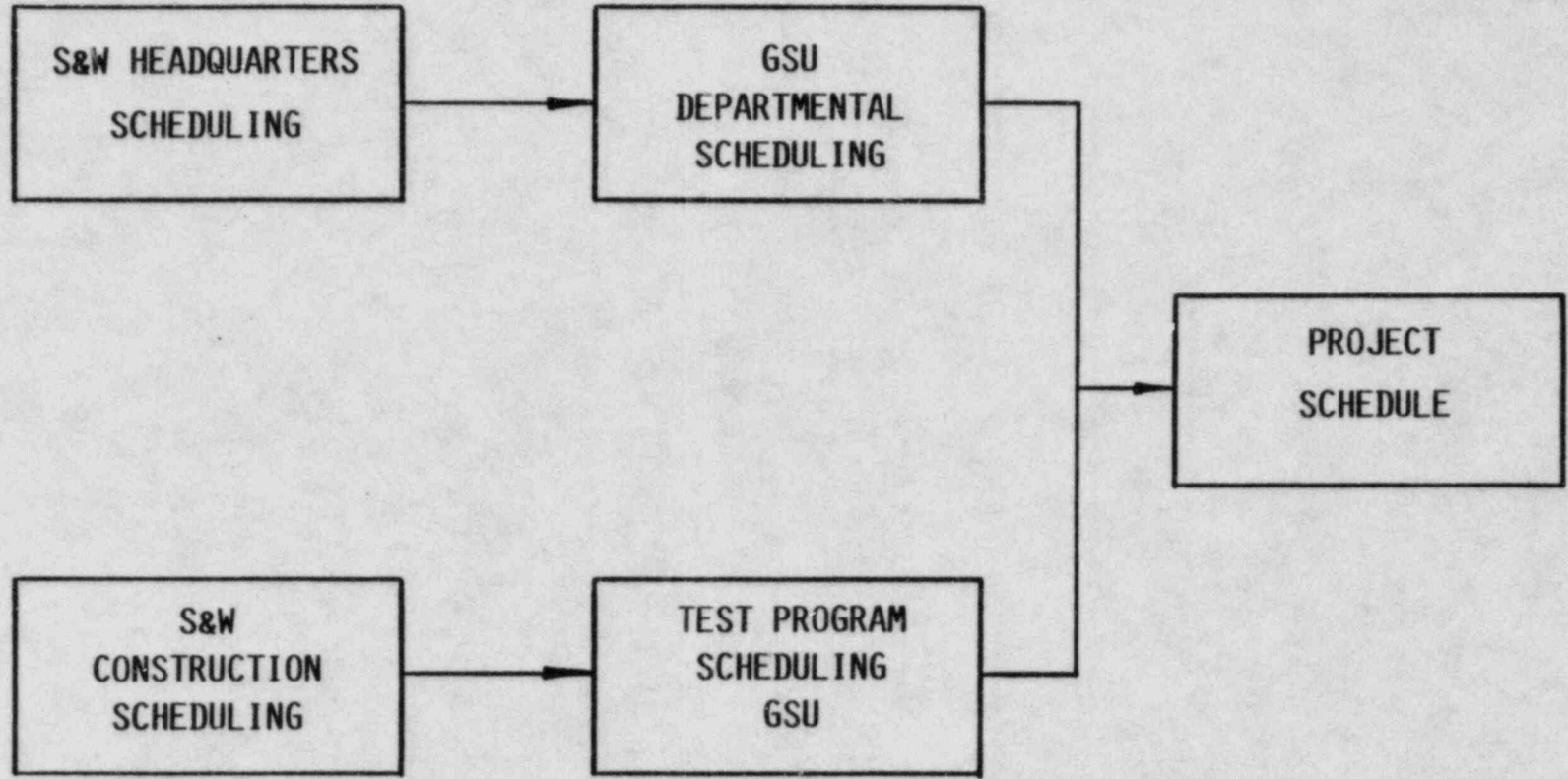
Construction begins the evolution by building pieces of buildings or systems. These pieces are known as boundary identification packages or "BIP's". There are 397 BIP's on River Bend.

Once construction has completed a "BIP" it goes through a process called an equipment release. At this point jurisdiction over the BIP changes from construction to the Preliminary Test Organization (PTO). PTO then conducts generic testing/CT's. When the testing is satisfactory, the BIP goes through a turnover (T/O) process into the jurisdiction of the Start-Up and Test organization (SU&T).

SU&T puts BIP's together as required so that Preoperational Test/Acceptance Test (PT/AT) testing can begin. When this testing is completed the results are reviewed for completeness and accuracy by the Joint Test Group (JTG) and approved for Station Manual Transfer (SMT). There are 178 SMT's.

SMT is the point at which GSU Plant Staff assumes jurisdiction over the BIP's, systems or subsystems that have been approved by the JTG. Operation and Maintenance is now conducted with approved Station Operating Manual (SOM) procedures.

RIVER BEND PROJECT SCHEDULE



CRITICAL PATH ANALYSIS

PATH 1 - ASME VERIFICATION

ASME Verification/N-5 Stamp approval is presently negative (97) days. This represents a total of (10) of the (11) Class 1 packages required for fuel load. Listed below are the Class 1 systems and their impact to fuel load:

High Pressure Core Spray (CSH)	-97 Days
Reactor Water Cleanup (WCS)	-97 Days
Reactor Core Isolation Cooling (ICS)	-97 Days
Residual Heat Removal (RHS)	-97 Days
Main Steam (MS)	-95 Days
Low Pressure Core Spray (CSL)	-83 Days
Turbine Plant Misc. Drains (DTH)	-77 Days
Feedwater (FWS)	-77 Days
Main Steam Isolation Valve (MSI)	-71 Days
Standby Liquid Control (SLC)	-57 Days

Construction's late completion of systems, site reconciliation group's slow completion of as-built packages to be sent to Cherry Hill Operations Center (CHOC) and slow turnaround of as-built verifications in CHOC have all contributed to the current system verification negativity.

Stone and Webster has recognized the criticality of this situation and is expediting the as-built package and verification process by hiring additional engineers both in CHOC and at the site.

Presently the Cherry Hill Operations Center (CHOC) engineering schedule contains generic logic and durations for the installation of modifications and final review and sign-out of N-5 packages. Stone & Webster on-site planning has developed detailed Level III schedules to aid in the necessary coordination between Construction, Site Reconciliation Group (SRG), Start-up and CHOC as expected, many of the N-5 completion dates have been improved due to this detailed planning effort.

Stone & Webster and Gulf States Utilities upper management has placed increased emphasis on the expeditious completion of the ASME Class 1 verification process. The SRG has been expedited to complete the outstanding Class 1 AX's; CHOC has accelerated the issuance of Class 1 modification packages; and construction has been instructed to give the Class 1 modifications the high priority that they deserve.

The above detailed planning schedules and management directives have thus far significantly decreased the overall negativity to -42 days. With this concentrated effort it is anticipated that negativity will be reduced further.

PATH 2 - SECURITY

Presently the Security System is negative (71) days to fuel load. Due to the installation of doors in the Auxiliary Building which in turn restrains the start of preoperational testing of the security system. An evaluation has indicated that the completion of the installation of doors and sensors will not restrain the start of preoperational testing. The installation of doors and sensors will be tied to the closeout of test exemptions which in turn will be tied to implementation of the Security Plan. This action will result in reducing the negativity to (33) days.

A task force has been established for the Security System with its main objective directed towards the timely completion of this system.

The installation of Security doors will not delay the start of preoperational testing since their presence can be simulated for preliminary testing purposes. Stone & Webster has expedited door delivery and expects installation in a timely fashion to support implementation of the security plan. Currently, the security implementation plan has a positive float of +3 days.

Path 3 - COMMUNICATIONS

Communications is presently (66) days negative to fuel load. This negativity is due to the late construction release of this system and the imposed date for completion of the preliminary test. Upon further evaluations, the imposed date for completion can be adjusted by removing the lag restraint to fuel load which will eliminate this negativity allowing operability of this system prior to fuel load.

Construction has now assigned 36 electricians to complete communications on a building by building basis. As testable sections are completed "B" releases will be made so that preoperational testing may begin. Testing duration is under review to ensure that it is not excessive. In addition to the above, communications will now be monitored by the Security Task Force.

PATH 4 - INCLINED FUEL TRANSFER SYSTEM

Currently, inclined fuel transfer system is (63) days negative to fuel receipt. This is due to the late construction release of this system. Fuel will not be transferred to the reactor building via the inclined fuel transfer system until fuel load. Although the special nuclear materials license noted that all fuel receipt systems be tested prior to fuel receipt, the tie for the completion of preliminary testing be removed from fuel receipt and retied to fuel load will be evaluated.

The completion of testing for the inclined fuel transfer system has now been tied to fuel load rather than fuel receipt. In addition CSU will be performing the CT in an attempt to minimize the paper flow and

therefore the overall testing duration. With the above logic changes all negativity has been eliminated and we have a positive total float of +5 days.

PATH 5 - RECRUITING FOR RADIASTE

The personnel recruitment and training activity which drives radwaste support activity program is presently (61) days negative to fuel load. The negativity is due to the lack of approval of personnel descriptions are forecasted to be approved by mid Nov. 1984. The requisitions should also be approved at this time which will enable personnel or personnel on site in early January, 1985. This problem has been elevated to management to ensure the timely staffing of qualified personnel.

The negativity is based on having GSU direct hires in place in all positions. The option exists to fill those positions with contract personnel or personnel on loan from operating plants. Our intent is to staff these positions with GSU direct hires and the option would be exercised only if there were a potential for delaying fuel load. These corrective actions will remove this activity from the critical path.

CORRECTIVE ACTION MEETINGS
River Bend

Plan of the Day (PTO, SU&T, SEG, GE, & Plant Staff)	Daily meetings to access current testing and coordinate problem resolution.
Punch List Meetings (Construction & PTO & SU&T)	Daily Meetings to address items required for upcoming equipment release (E/R) and turnovers (T/O).
PTO Turnover Meeting (Const., PTO, & SU&T)	Weekly meeting to ensure current month turnover (T/O) schedule is met and that problem areas are corrected.
Construction Level III Meetings (Const., PTO, SU&T)	Bi-weekly meetings to review equipment release (E/R) scheduled in the next 90 days.
Startup Management Task Force (Same as PCD & GSU Upper Mgt.)	Weekly management meeting to resolve areas of concern for the test program.
Special Task Force Meetings	Task Forces have been established for major upcoming events (i.e. fuel receipt, Hot Flow Test, ECCS testing, NRT etc.) and meet regularly to evaluate, schedule and resolve potential problem areas.

PLANT ELEVATORS

<u>ELEVATOR</u>	<u>DATE</u>
Service Bldg Elevator	03/23/84
Radwaste Bldg Elevator	04/11/86
Aux Bldg Elevator	04/11/86
Rx Bldg Elevator	04/11/86
Turbine Bldg Elevator	04/11/86
Control Bldg Elevator	04/14/86

BUILDING TURNOVER SCHEDULE

<u>BIP</u>	<u>SCHEDULED E/R</u>	<u>DESCRIPTION</u>
JFB.001	12/15/84	Fuel Bldg. Elev. 70
JFB.002	12/15/84	Fuel Bldg. Elev. 95
JFB.003	12/15/84	Fuel Bldg. Elev. 113
JFB.004	12/15/84	Fuel Bldg. Elev. 148
JRB.001	1/14/85	Reactor Bldg. - Drywell
JRB.002	1/14/85	Reactor Bldg. Elev. 70
JRB.003	1/14/85	Reactor Bldg. Elev. 95
JRB.004	1/14/85	Reactor Bldg. Elev. 114
JRB.005	1/14/85	Reactor Bldg. Elev. 141
JRB.006	1/14/85	Reactor Bldg. Elev. 162
JRB.007	1/14/85	Reactor Bldg. Elev. 185
JRB.008	1/14/85	Reactor Bldg. Shield Bldg.
JNB.001	2/16/85	Radwaste Bldg. Elev. 65
JNB.002	2/16/85	Radwaste Bldg. Elev. 90
JNB.003	2/16/85	Radwaste Bldg. Elev. 106
JNB.004	2/16/85	Radwaste Bldg. Elev. 136
JNB.005	2/16/85	Radwaste Bldg. Elev. 166
JCB.001	2/21/85	Control Bldg. Elev. 70
JCB.002	2/21/85	Control Bldg. Elev. 98
JCB.003	2/21/85	Control Bldg. Elev. 115
JCB.004	2/21/85	Control Bldg. Elev. 135
JKB.014	3/6/85	Normal Swgr Bldg. Elev. 66
JKB.015	3/6/85	Normal Swgr. Bldg. Elev. 98
JKB.016	3/6/85	Normal Swgr. Bldg. Elev. 123
JPB.002	3/6/85	Auxiliary Bldg. Elev. 70
JPB.003	3/6/85	Auxiliary Bldg. Elev. 95
JPB.004	3/6/85	Auxiliary Bldg. Elev. 114
JPB.005	3/6/85	Auxiliary Bldg. Elev. 141
JDB.001	3/7/85	Diesel Gen. Bldg. Elev. 65
JDB.002	3/7/85	Diesel Gen. Bldg. Elev. 98
JHF.001	3/13/85	Stby Cool Twr Elev. 66
JHF.002	3/13/85	Stby Cool Twr Elev. 118
JHF.003	3/13/85	Stby Cool Twr Elev. 137
JHF.004	3/13/85	Stby Cool Twr Structure

GENERIC BUILDING RELEASE REQUIREMENTS

I. Electrical

- A. Elec. Cable Raceways
(Conduit and Cable Tray)
Including:

Scheduled and unscheduled raceways
Supports, Bracing, Conduit Fire Wraps,
Cable Tray Covers, Cable Tray Wraps,
Cable Wraps, Barriers, Firestops,
Raceway Tickets, and all associated
paperwork.

- B. Lighting
Including:

Lighting Conduit, Wire, Fixtures,
Wiring Devices, Panels, Cables
and Terminals, and Emergency Battery
Lighting.

- C. Miscellaneous Lighted Signs

Exit, Radiation, Etc.

II. Piping

- A. Pipe Whip Restraints
and Associated Hot Gap Shims
- B. Pipe Racks and Multi Pipe Supports
Example: Pipe Rupture Structures (PRS)

III. Instrumentation

- A. Instrument Racks

Mechanical

- A. Fuel Racks
- B. Specifically
Drywell Head & Refueling seal,
Containment & Stiffeners

IV. Structural

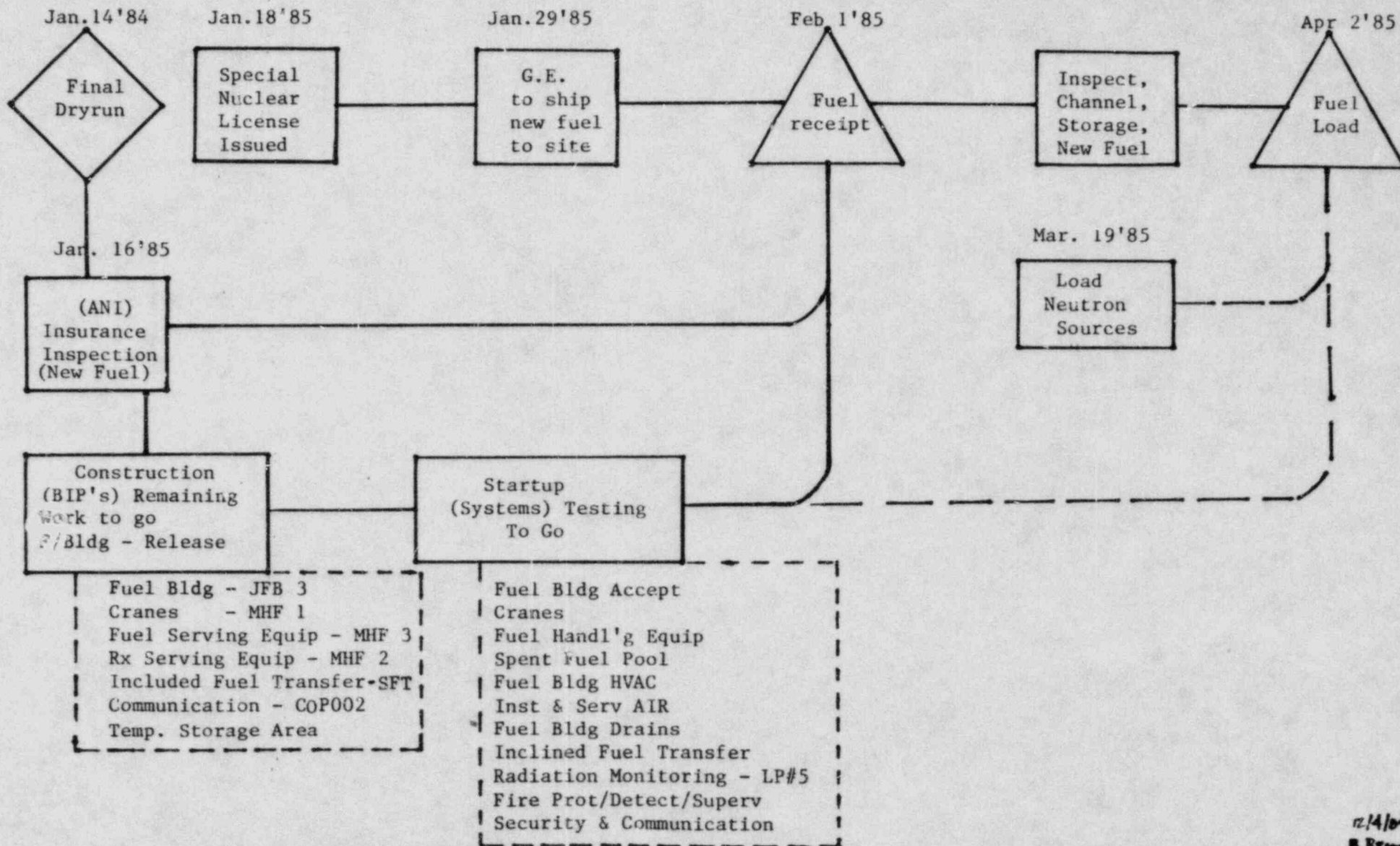
- A. All Concrete
Including:

Curbs, Plugs, Radiation Shield Walls, Etc.

- B. Structural Steel and Platforms, Stairs, Ladders, Handrails, Grabrails, Stiffeners, Monorails, Elevator Shafts, Gates, Grating
 - C. Painting Protective Coatings, Waterproofing, etc.
 - D. Doors (Excluding Security Doors)
Including: Air Locks and Hatches
 - E. Removable Block Walls, Radiation and Jet Shields
- V. Subcontracts
- A. Sleeve Seals
 - B. Insulation
 - C. Fireproof Coatings
- VI GSU Responsibilities
(Items listed in BIP Package)
- A. Miscellaneous Safety Equipment
 - B. Non-Lighted Signs - Doorway Exit Signs, Radiation Signs, Etc.
 - C. Fire Extinguishers - Breathing Apparatuses
- VII. Miscellaneous
- A. Laboratory Equipment
 - B. False Ceilings, Floors and Drywalls

NOTE: Structural Load Verification Not Required for Building Release

GSU/RBNG - FUEL RECEIPT SCHEDULE



12/14/84
 B. Brown
 J. Teer

RIVER BEND FIRE PROTECTION PROGRAM STATUS

Fire Detection and Suppression Systems

Attached is a level III fragnet detailing construction and testing status. This schedule includes expected completion dates on all systems including:
FPM.000 (Fire Protection Supervisory System, Main & Aux. Controller)
FPL.000 (CO2 Fire Protection For Turbine Exciter & Governor Enclosures)
FPW.001 through FPM.016 (Building & Yard Fire Protection)
Automatic Sprinkler Co. (AS, DPS, PS, WS, CO2 and halon systems)

Fire Rated Door Status

There are a total of 265 fire rated doors at River Bend

178 are on site
68 will be delivered in December
13 will be delivered in January
6 will be delivered in February

137 frames have been installed	(51% complete)
88 doors have been hung	(33% complete)
49 have the hardware in and are complete	(19% complete)

Fire Protection Sleeve Seals

Attached is a Level III fragnet detailing installation status of the Fire Protection sleeve seals by ANCO Corp.

Electrical Cable Raceway Fireproofing to App. R. (10CFR50)

There is approximately 6,530 ft. of conduit to be wrapped and 4,000 sq. ft. of cable tray to be covered to app. R standards. This work will take place in the Fuel, Reactor, Control and Aux. Buildings and in the electrical and piping tunnels. It will be done by ANCO Corp. To date engineering (Elec.) has released only the Fuel Building to ANCO and this work is complete. Elec. Field Engineering working to release the Reactor Building next.

SECURITY

ALL ITEMS IDENTIFIED BY THE NRC TO DATE CONCERNING
SECURITY ARE BEING TRACKED AND UNDER DISPOSITION
BY A SECURITY TASK FORCE.

ATTACHMENTS FOR SCHEDULING

- A. CRITICAL PATH
- B. APPENDIX R
- C. TRAINING
- D. SECURITY

ATTACHMENT

A. CRITICAL PATH

DOCUMENT/ PAGE PULLED

ANO. 8412170350

NO. OF PAGES 2

REASON

PAGE ILLEGIBLE:

HARD COPY FILED AT: PDR CF
OTHER _____

BETTER COPY REQUESTED ON ____/____/____

PAGE TOO LARGE TO FILM:

HARD COPY FILED AT: PDR CF
OTHER _____

FILMED ON APERTURE CARD NO. 8412170350-01
and-02

ATTACHMENT

B. APPENDIX R

DOCUMENT/ PAGE PULLED

ANO. 8412170350

NO. OF PAGES 2

REASON

PAGE ILLEGIBLE

HARD COPY FILED AT: PDR CF
OTHER _____

BETTER COPY REQUESTED ON / /

PAGE TOO LARGE TO FILM.

HARD COPY FILED AT: PDR (CF)
OTHER _____

FILMED ON APERTURE CARD NO. 8412170350-03
and-04

ATTACHMENT

C. TRAINING

PROJECT TRAINING
 PLOT TRAINING
 RUN DATE 11DEC84

PROJECT/2 83A3
 BAR CHART GRAPHICS
 PAGE 1 SHEET 2

1984												1985												
A	S	O	M	D	J	F	E	A	M	J	J	J	A	S	O	N	D	J	F	E	A	M	J	J

413010763 TPP-10 C.L.O.GR.4 M.C.D. TRAINING RB 4/22/85 D=5 4/26/85

413010765 TPP-10 C.L.O.GR.4 INTENSIVE REVIEW RB 4/29/85 D=39 6/21/85

413010770 TPP-10 C.L.O.GR:4 N.R.C: EXAM'S RB 6/24/85 D=5 6/28/85

413010775 ADM276 C.L.O. RESEARCH REACTOR TR. OS 6/04/84 D=5 6/08/84

413010780 TPP-10 OPERATION M.C.D. TR: (MAKE-UP COURSE) RB 10/15/84 D=5 10/19/84

413010900 TPP-24 S.T.A. TR.-DEVELOP TASK ANALYSIS& JOB OBJ 6/04/84 D=103 10/26/84

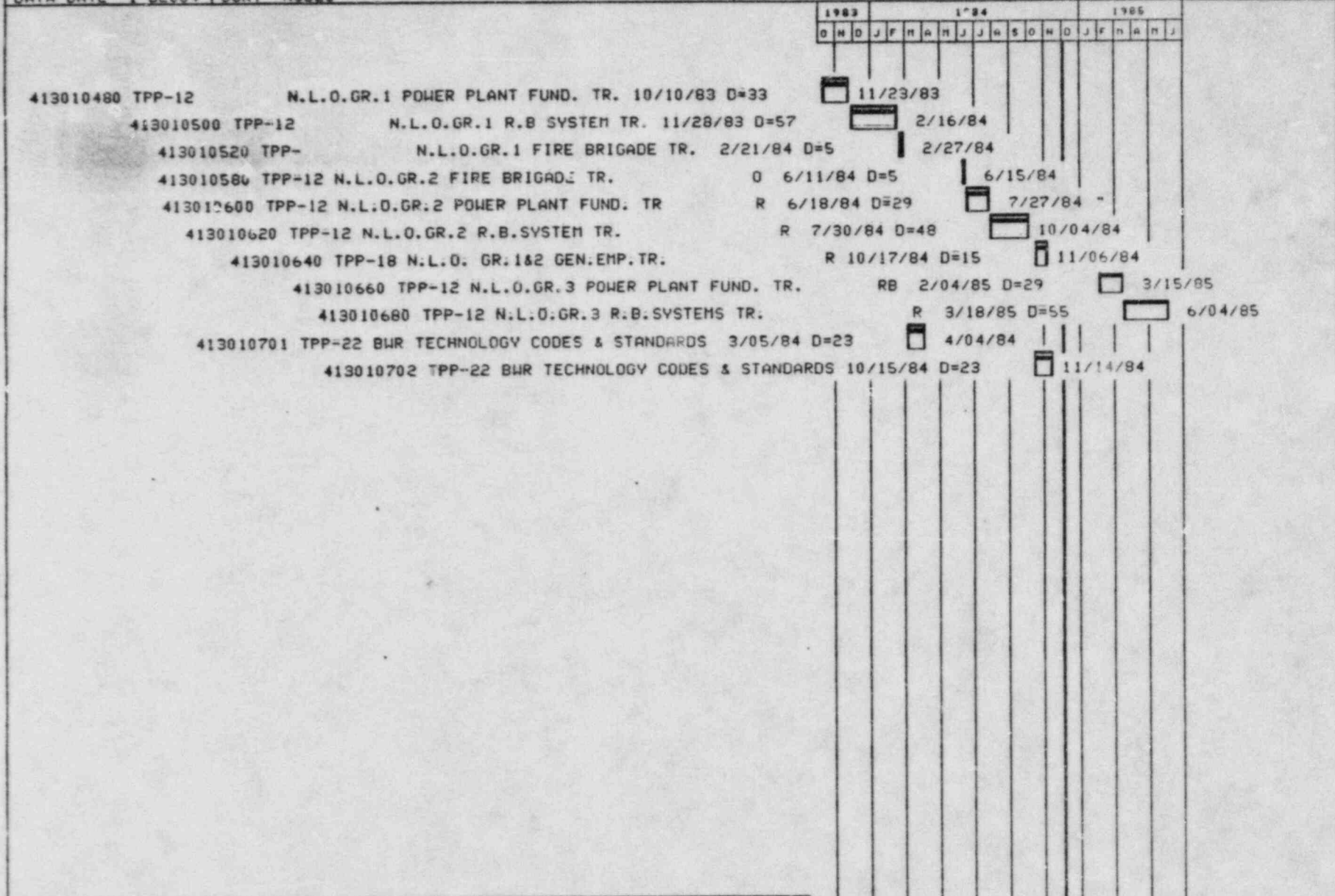
413010905 TPP-24 S.T.A. TR.-DEVELOP LESSON PLANC 10/29/84 D=25 12/04/84

413010910 TPP-24 S.T.A. TR.-GSU REVIEW & ACCEPT 12/05/84 D=17 12/28/84

413010915 TPP-24 S.T.A. TR.-GR 1 1/07/85 D=39 3/01/85

DATA
 DATE

PROJECT TRAINING PLOT TRAINING	TRAINING NETWORK RIVER BEND STATION	MODE C/FE	PROJECT/2 83A3
RUN DATE 11DEC84	TRAINING NOT REQUIRED FOR LICENSING	INTERVAL: 1 MONTH(S)	BAR CHART GRAPHICS
START 5 JUL83	TRAINING NETWORK INFORMATION ONLY		PAGE 1 SHEET 1
COMPLETION 30 JUN87	WORKING SCHEDULE		
DATA DATE 1 DEC84	SHORT NOTES		



LEGEND	
REPORTED PROGRESS	MILESTONE
WORKING SCHEDULE	CRITICAL
	WORKING TIME

DATA DATE

ATTACHMENT

D. SECURITY

DOCUMENT/ PAGE PULLED

ANO. 8412170350

NO. OF PAGES 1

REASON

PAGE ILLEGIBLE:

HARD COPY FILED AT: PDR CF
OTHER _____

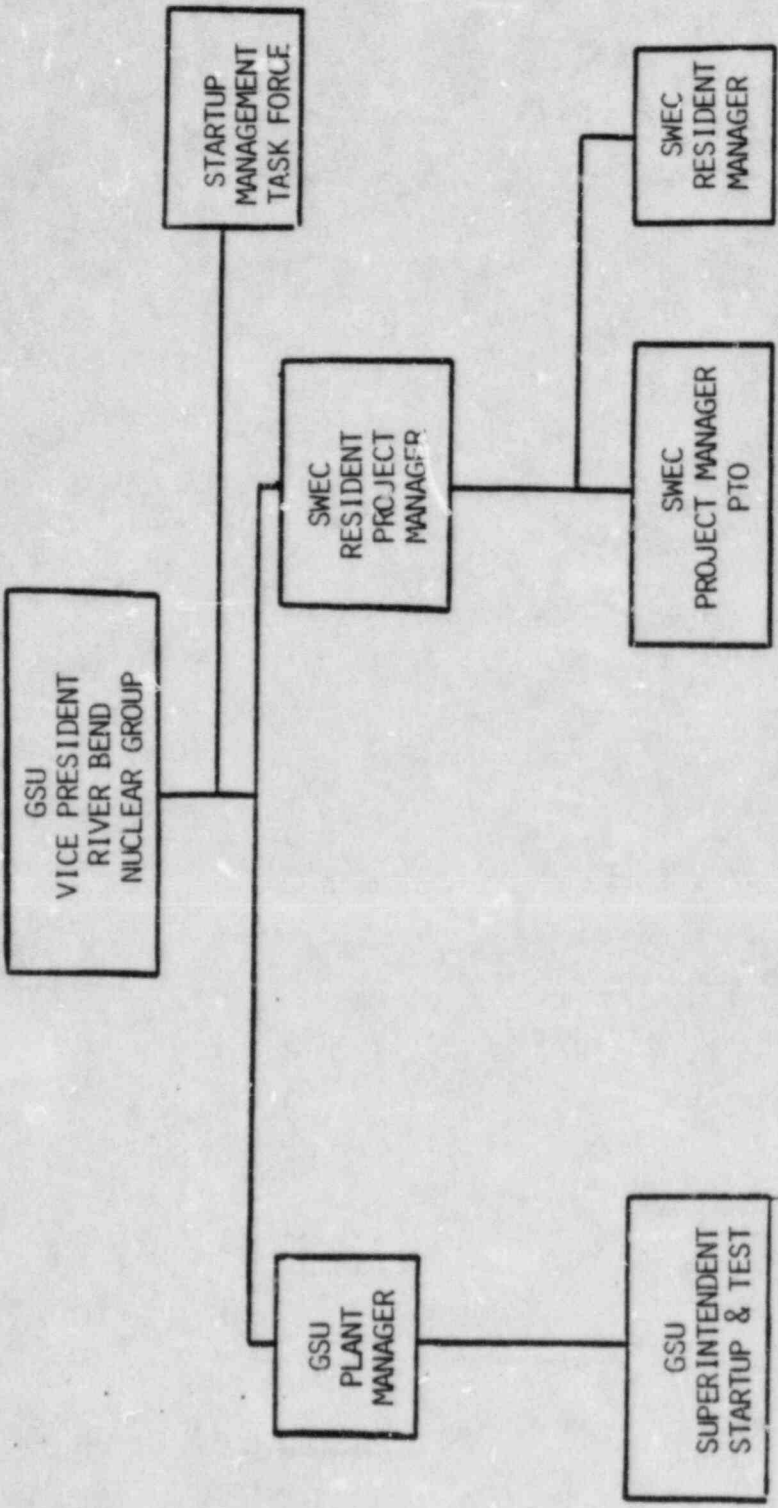
BETTER COPY REQUESTED ON ____/____/____

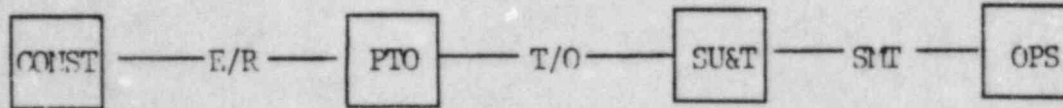
PAGE TOO LARGE TO FILM

HARD COPY FILED AT: PDR CF
OTHER _____

FILMED ON APERTURE CARD NO 8412170350-05

TEST PROGRAM





The evolution of Plant buildings and systems here at River Bend can be described as follows:

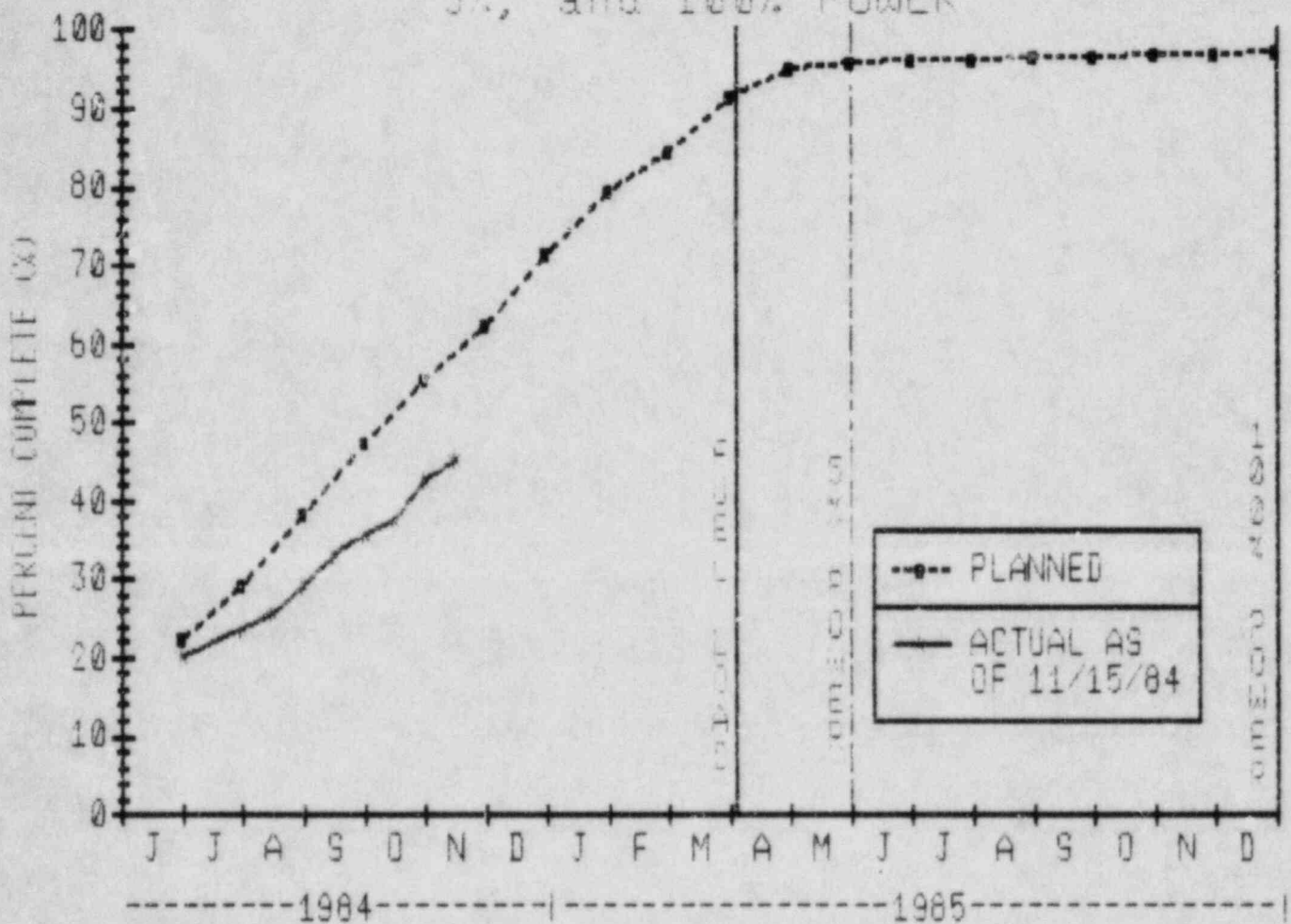
Construction begins the evolution by building pieces of buildings or systems. These pieces are known as boundary identification packages or "BIP's". There are 397 BIP's on River Bend.

Once construction has completed a "BIP" it goes through a process called an equipment release. At this point jurisdiction over the BIP changes from construction to the Preliminary Test Organization (PTO). PTO then conducts generic testing/CT's. When the testing is satisfactory, the BIP goes through a turnover (T/O) process into the jurisdiction of the Start-Up and Test organization (SU&T).

SU&T puts BIP's together as required so that Preoperational Test/Acceptance Test (PT/AT) testing can begin. When this testing is completed the results are reviewed for completeness and accuracy by the Joint Test Group (JTG) and approved for Station Manual Transfer (SMT). There are 178 SMT's.

SMT is the point at which CSU Plant Staff assumes jurisdiction over the BIP's, systems or subsystems that have been approved by the JTG. Operation and Maintenance is now conducted with approved Station Operating Manual (SOM) procedures.

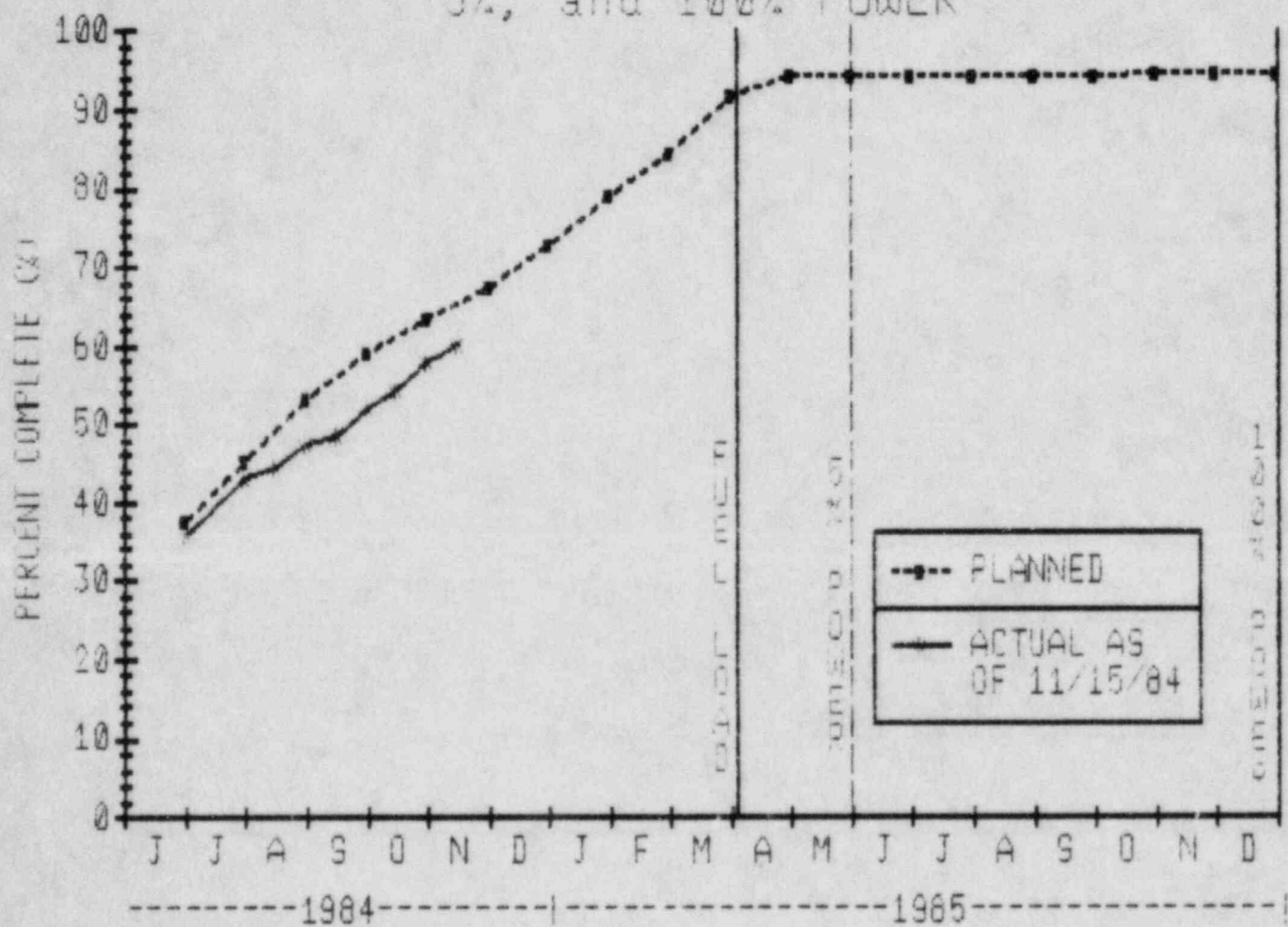
TEST PROGRAM PERCENT COMPLETE
 RIVER BEND UNIT 1
 PRIORITY NECESSARY FOR FUEL LOAD,
 5%, and 100% POWER



RBNG-COST SYSTEMS

GULF STATES UTILITIES

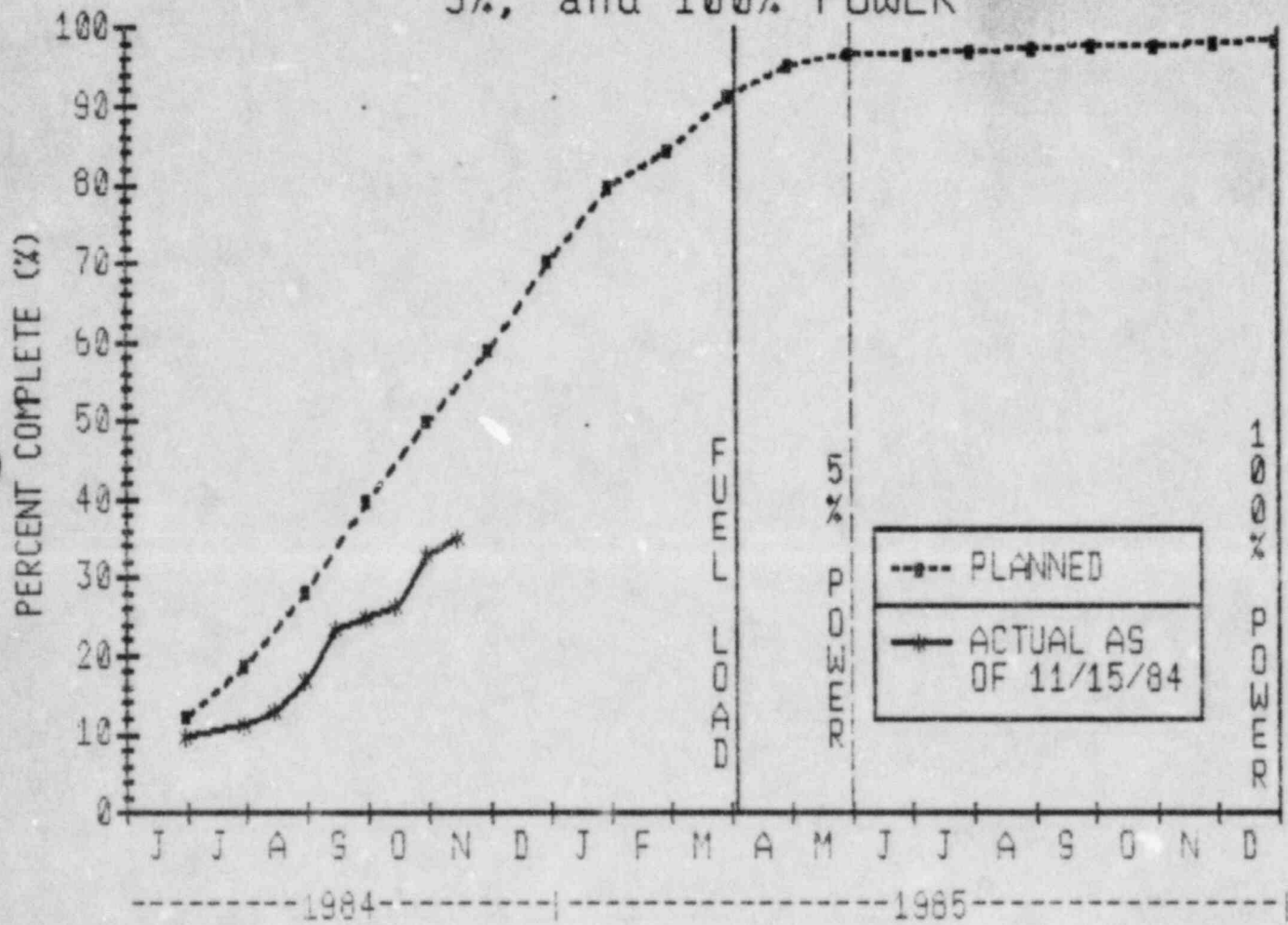
P.T.O. PERCENT COMPLETE
 RIVER BEND UNIT 1
 PRIORITIES NECESSARY FOR FUEL LOAD,
 5%, and 100% POWER



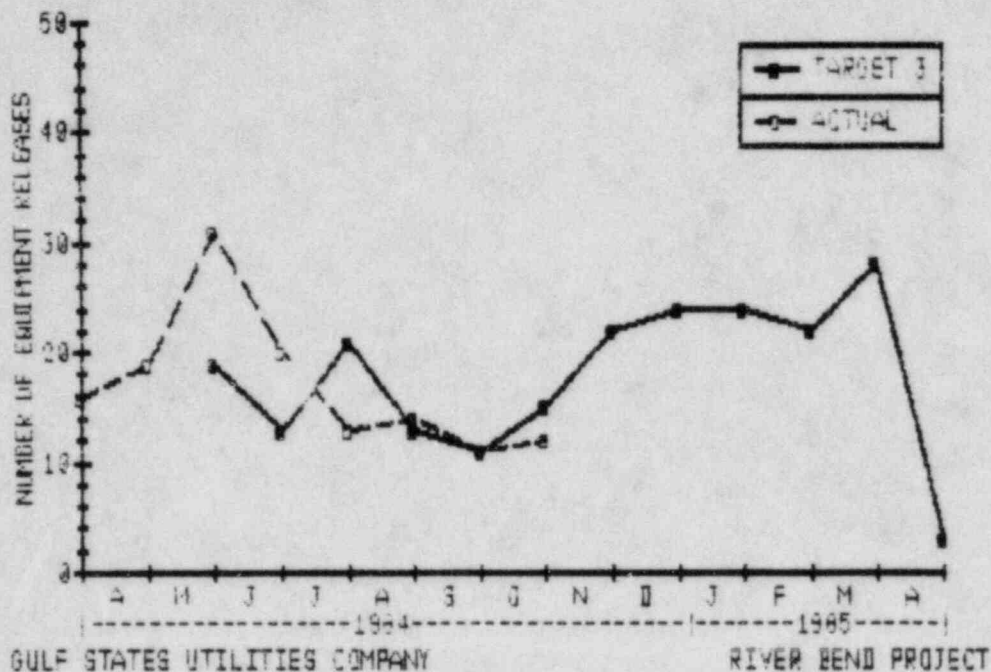
P.BNG-COST SYSTEMS

GULF STATES UTILITIES

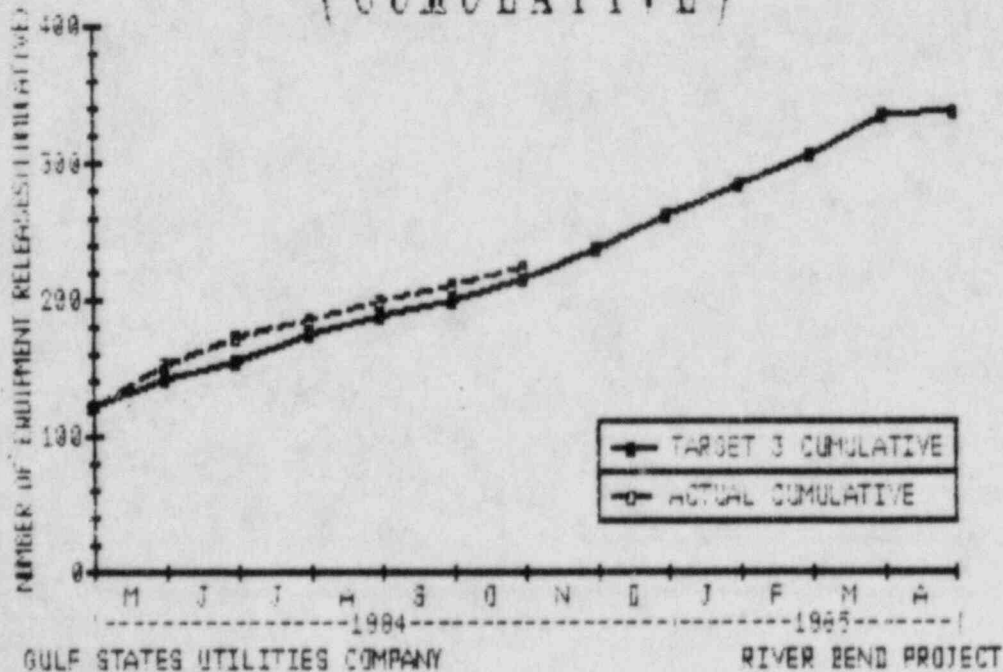
START-UP & TEST PERCENT COMPLETE
 RIVER BEND UNIT 1
 PRIORITIES NECESSARY FOR FUEL LOAD,
 5%, and 100% POWER



PTO-EQUIPMENT RELEASES

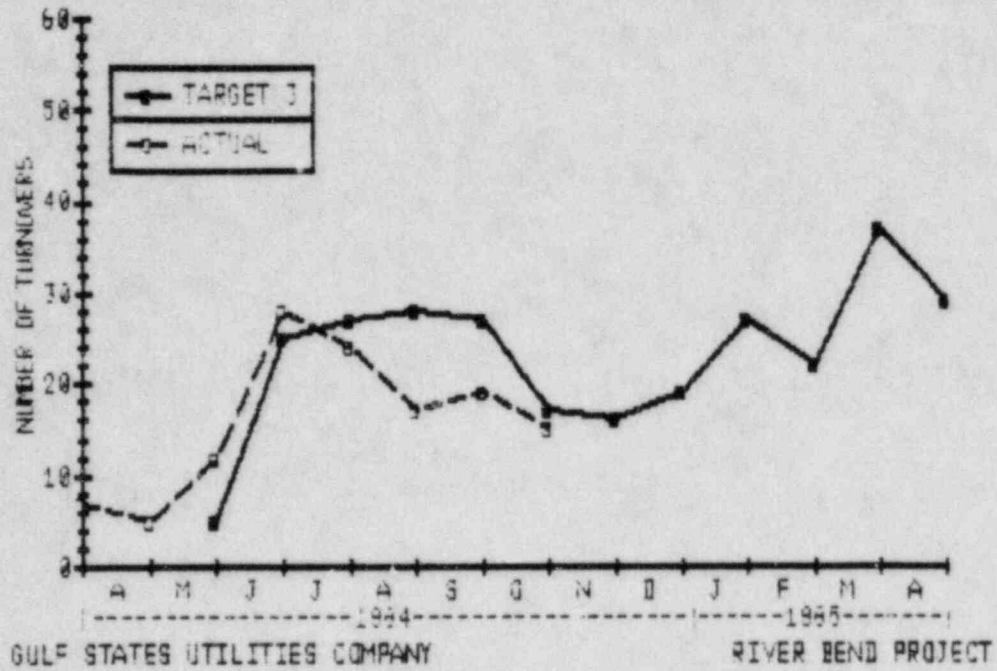


PTO-EQUIPMENT RELEASES (CUMULATIVE)

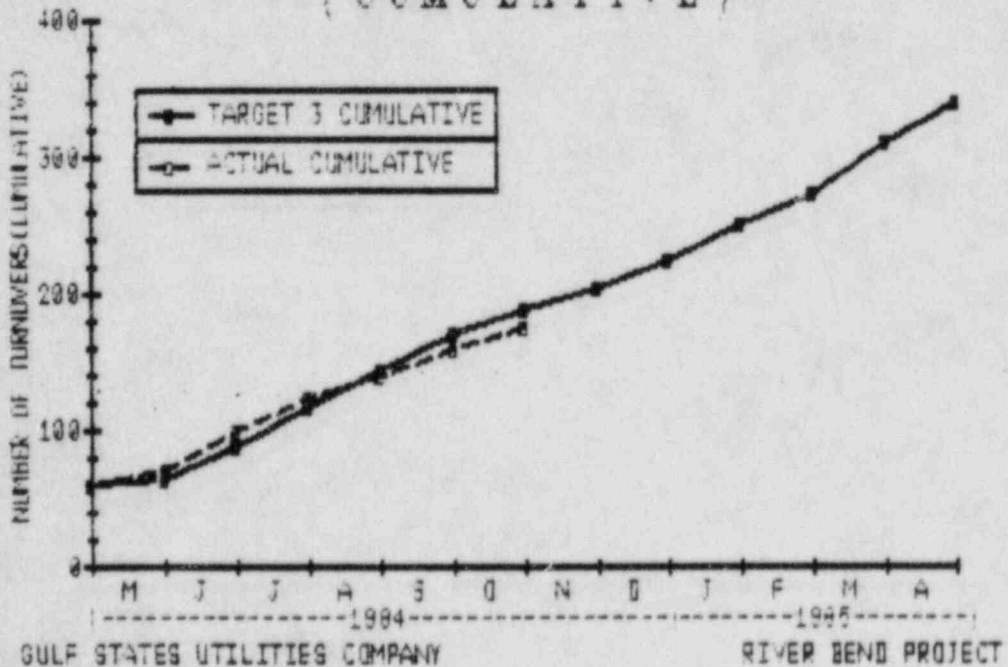


Data as
of 10/31/84

STARTUP & TEST-TURNOVERS



STARTUP & TEST-TURNOVERS (CUMULATIVE)



Data as
of 10/31/84

RIVER BEND STATION-UNIT 1

Pre-Op & Acceptance Test Status




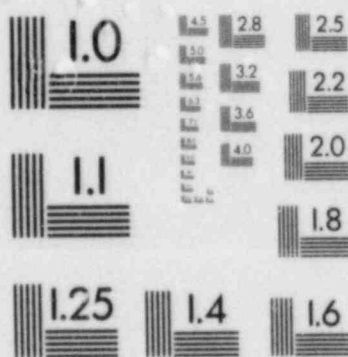
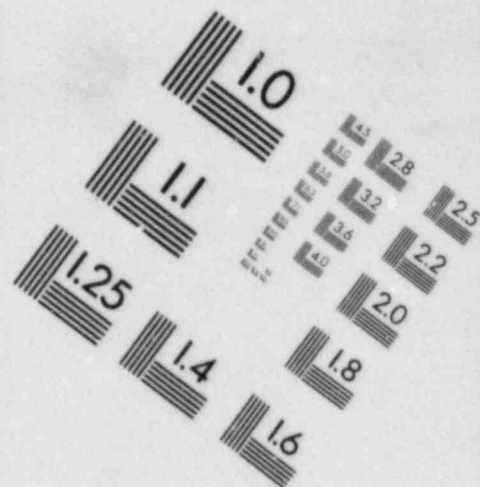

Report run: 12/11/84

AS OF DECEMBER 1 1984

Report No. 19

TEST NUMBER	DESCRIPTION	FSAR SECTION	(6) PERCENT COMPLETE XXXXXXXXXXXXXX ACTUAL	(24) FLAM	(4) REQ'D BY
13 14 15	(2)	(17)	(6)	(24)	(4)
AT 126 1	auxiliary steam		99.0	100.0	ACC
AT 126 2	radwaste auxiliary steam		100.0		ACC
AT 308	cathode protection		54.0	37.3	ACC
AT 603	liqd radwaste (continued)	14.2.12.1.40			ACC
AT 603	liqd radwst system	14.2.12.1.61			ACC
PT 604	solid radwaste system	14.2.12.1.65			ACC
AT 654	sanitary-sewage treatment				ACC
AT 655	domestic water				ACC
PT 50	rpv intl vlv	14.2.12.1.37	84.0	100.0	FL
PT 51	nuclear boiler	14.2.12.1.04		100.0	FL
PT 52	control rod drive hydraulic	14.2.12.1.11	36.0	80.5	FL
PT 53	reactor recirculation	14.2.12.1.10	84.8	100.0	FL
PT 54	reactor servicing equipment	14.2.12.1.12	39.0		FL
PT 55 1	fuel servicing equipment	14.2.12.1.12			FL
PT 55 2	inclined fuel transfer	14.2.12.1.12			FL
PT 57 1	prim contain leak rate test a			47.3	FL
PT 57 2	type b c local leak rate	14.2.12.1.53	78.2	47.3	FL
PT 57 3	drywell leak struct intergr	14.2.12.1.52		47.4	FL
PT 58	NSSS-ISC	14.2.12.1.43		12.7	FL
AT 102	bearing cooling		100.0	100.0	FL
AT 194	condensate	14.2.12.1.58	90.0	100.0	FL
AT 111 1	gen. oil cond sto		100.0	100.0	FL
AT 111 2	turbine lube oil		90.0	100.0	FL
AT 114	gland seal exhaust			100.0	FL
AT 115	closed cooling water-reactor	14.2.12.1.23	87.0	100.0	FL
AT 116	ccw-Turbine Plant	14.2.12.1.25	100.0	100.0	FL
AT 118	service water normal	14.2.12.1.26	66.0	57.9	FL
AT 121	air-service breathing	14.2.12.1.50	57.0		FL
AT 122	air-instrument	14.2.12.1.50	57.0	54.9	FL
AT 125	air-removal-condenser	14.2.12.1.67	90.0	100.0	FL
PT 200	remote shutdown	14.2.12.1.35		100.0	FL
PT 201	standby liquid control	14.2.12.1.03	75.0	100.0	FL
PT 202	ADS-SVV	14.2.12.1.63			FL
PT 203 1	hpcs	14.2.12.1.08	87.0	100.0	FL
PT 203 2	hpcs switchgear	14.2.12.1.08	89.3	100.0	FL
PT 203 3	hpcs diesel	14.2.12.1.08		56.7	FL
PT 204	residual heat removal-lpci	14.2.12.1.05	69.0	86.4	FL
PT 205	low pressure core spray	14.2.12.1.07	100.0	100.0	FL
PT 207	leak detection	14.2.12.1.15			FL
PT 208	msiv positive leakage control	14.2.12.1.09			FL
PT 209	reactor core isolation coolin	14.2.12.1.05		58.9	FL
PT 210	ECCS	14.2.12.1.44			FL
PT 250	fire detection-supervisory	14.2.12.1.48		33.1	FL
PT 251	fire protection-water engine			56.4	FL
PT 254	hydrogen mixing purge recom	14.2.12.1.24		18.8	FL
PT 255	pent. vlv lkge cntrl protecti	14.2.12.1.09			FL

IMAGE EVALUATION
TEST TARGET (MT-3)



RIVER BEND STATION-UNIT 1
Pre-Op & Acceptance Test Status

Report run:12/11/84
Report No.:9

AS OF DECEMBER 1 1984

TEST NUMBER	DESCRIPTION	FSAR SECTION	PERCENT COMPLETE ACTUAL	PLAN	REQ'D BY		
13	14	15	(2)	(17)	(6)	(24)	(4)
*****	-----	-----	-----	-----	-----		
PT 256	service water-standby	14.2.12.1.26		87.7	FL		
PT 257	standby gas treatment	14.2.12.1.34			FL		
PT 300	230/500 kv dist		100.0	100.0	FL		
PT 300	230kv dist generator breakers		100.0	100.0	FL		
PT 301	13.8kv dist	14.2.12.1.51	100.0	100.0	FL		
PT 302	4.16 kv-electric distribution		100.0	74.4	FL		
AT 304	120v ac dist	14.2.12.1.62	65.0		FL		
PT 305	125VDC bys dist/batter/charge		90.0	100.0	FL		
PT 305	enb 125vdc nss control power	14.2.12.1.39	100.0	100.0	FL		
PT 305	ihc 125vdc invot control powe		90.0	100.0	FL		
PT 305	bys ic battery/charger system		100.0	100.0	FL		
PT 305	service building batteries			100.0	FL		
PT 305	4A inverters		100.0	100.0	FL		
PT 305	4B inverters		90.0	60.4	FL		
PT 309	1 diesel generator 1a	14.2.12.1.36	90.0	71.5	FL		
PT 309	2 diesel generator 1b	14.2.12.1.36		63.2	FL		
AT 312	lighting	14.2.12.1.66			FL		
AT 313	ground grid			100.0	FL		
AT 314	supv telemet			100.0	FL		
AT 400	1 hvac-non safety air flow cks		48.0	100.0	FL		
AT 400	2 hvac-safety air flow checks				FL		
PT 401	1 tech suppt system ventilation			82.4	FL		
AT 401	2 service bldg ventilation				FL		
PT 402	hvac-control bldg.	14.2.12.1.28		34.3	FL		
AT 404	hvac-drywell cooling	14.2.12.1.32		100.0	FL		
PT 405	hvac-diesel generator	14.2.12.1.31	72.0	100.0	FL		
PT 406	hvac-fuel bldg.	14.2.12.1.47		88.6	FL		
PT 409	1 hvac-cont recir cooling	14.2.12.1.33	55.0	100.0	FL		
PT 409	2 hvac-annulus pressure/mixing	14.2.12.1.33		95.7	FL		
PT 409	3 hvac-cont purge filter	14.2.12.1.33		100.0	FL		
PT 409	4 hvac-aux bldg norm suply/exha	14.2.12.1.45			FL		
PT 409	5 hvac-aux bldg equipment area	14.2.12.1.45	100.0	100.0	FL		
AT 410	1 chilled water-turbine bldg	14.2.12.1.30		74.0	FL		
PT 410	2 chilled water-radwaste bldg				FL		
PT 410	3 chilled water-control bldg	14.2.12.1.29		100.0	FL		
AT 411	isolated phase bus cooling		100.0	100.0	FL		
PT 500	RX-Control Info Sys.	14.2.12.1.13	36.0	100.0	FL		
PT 501	feedwater control	14.2.12.1.14	24.0	59.1	FL		
PT 503	source range monitor	14.2.12.1.17		30.1	FL		
PT 504	intermediate range monitor	14.2.12.1.17		30.1	FL		
PT 505	average power range monitor	14.2.12.1.17		30.1	FL		
PT 508	reactor protection	14.2.12.1.16		100.0	FL		
AT 509	1 steam bypass pressure contr	14.2.12.1.64	20.0	100.0	FL		
PT 509	2 turbine ehc controls	14.2.12.1.64	80.0	100.0	FL		
PT 510	process computer	14.2.12.1.21	60.0	50.2	FL		
PT 511	1 digital radiation monitoring	14.2.12.1.19		50.5	FL		
PT 511	2 process radiation monitor	14.2.12.1.20		9.7	FL		

RIVER BEND STATION-UNIT 1
Pre-Op & Acceptance Test Status

Report run:12/11/84
Report No.:9

AS OF DECEMBER 1 1984

TEST NUMBER	DESCRIPTION	FSAR SECTION	PERCENT COMPLETE ACTUAL	PERCENT COMPLETE PLAN	REQ'D BY
13 14 15	(2)	(17)	(6)	(24)	(4)
PT 514	ERIS			67.9	FL
PT 551	communications	14.2.12.1.55			FL
PT 552	containment atmo leakage mon	14.2.12.1.42			FL
AT 554	meteorological tower				FL
PT 557	seismic monitoring	14.2.12.1.54			FL
PT 559	vibration	14.2.12.1.69	72.0		FL
AT 562	temp scanner		45.0	100.0	FL
AT 601	reactor water cleanup & filter	14.2.12.1.02		100.0	FL
PT 602	fuel pool cooling	14.2.12.1.22		100.0	FL
AT 608	condensate demin.			100.0	FL
AT 611 1	turbine sampling-makeup demin	14.2.12.1.60	90.0	100.0	FL
AT 611 2	turbine samp-condensate demin	14.2.12.1.60	90.0	100.0	FL
AT 611 3	turbine samp-turbine bldg	14.2.12.1.60	87.0	100.0	FL
AT 652	chem fd & hydrochl		100.0	100.0	FL
AT 657	waste h2o treat		100.0	100.0	FL
AT 658	makeup demin water treat		90.0	100.0	FL
AT 700	doors-motor operated				FL
PT 702 1	bldg card reader & computer				FL
PT 702 2	entry area pap				FL
PT 702 3	microwave				FL
PT 702 5	cctv				FL
PT 705	pipng vib			45.1	FL
AT 706	heat tracing		52.2	100.0	FL
AT 108 1	feedwater heater vents drai	14.2.12.1.68	100.0	100.0	100 %
AT 108 2	extraction reheat system		100.0	100.0	100 %
AT 108 3	reheat temp cntrl misc drns		100.0	100.0	100 %
AT 110	turbine-main		90.0	73.9	100 %
AT 112	hood spray		90.0	100.0	100 %
AT 113	enc hydraulic oil		90.0	100.0	100 %
AT 117	seal oil-hydrogen		90.0	55.3	100 %
AT 120	stator cooling				100 %
AT 123	hydrogen co2-generator				100 %
AT 310 1	generator exciter		25.0		100 %
AT 310 2	generator protection		90.0	100.0	100 %
PT 311	main stn xfar's		90.0	100.0	100 %
AT 412	hvac-water treatment bldg.		100.0	100.0	100 %
AT 413	hvac-aux boiler room		100.0	100.0	100 %
AT 415	hvac-aux control bldg.				100 %
AT 610 1	reactor plant sampling	14.2.12.1.59			100 %
AT 610 2	fuel bldg sampling	14.2.12.1.59			100 %
AT 610 3	post accident sampling	14.2.12.1.59			100 %
AT 660	waste oil disposal		100.0	100.0	100 %
AT 103	circ wtr, clg tur vac priming	14.2.12.1.57	66.0	35.7	5 %
AT 106	condensate makeup storage		100.0	50.6	5 %
AT 107 1	feedwater pump/drive lube oil	14.2.12.1.01	90.0	100.0	5 %

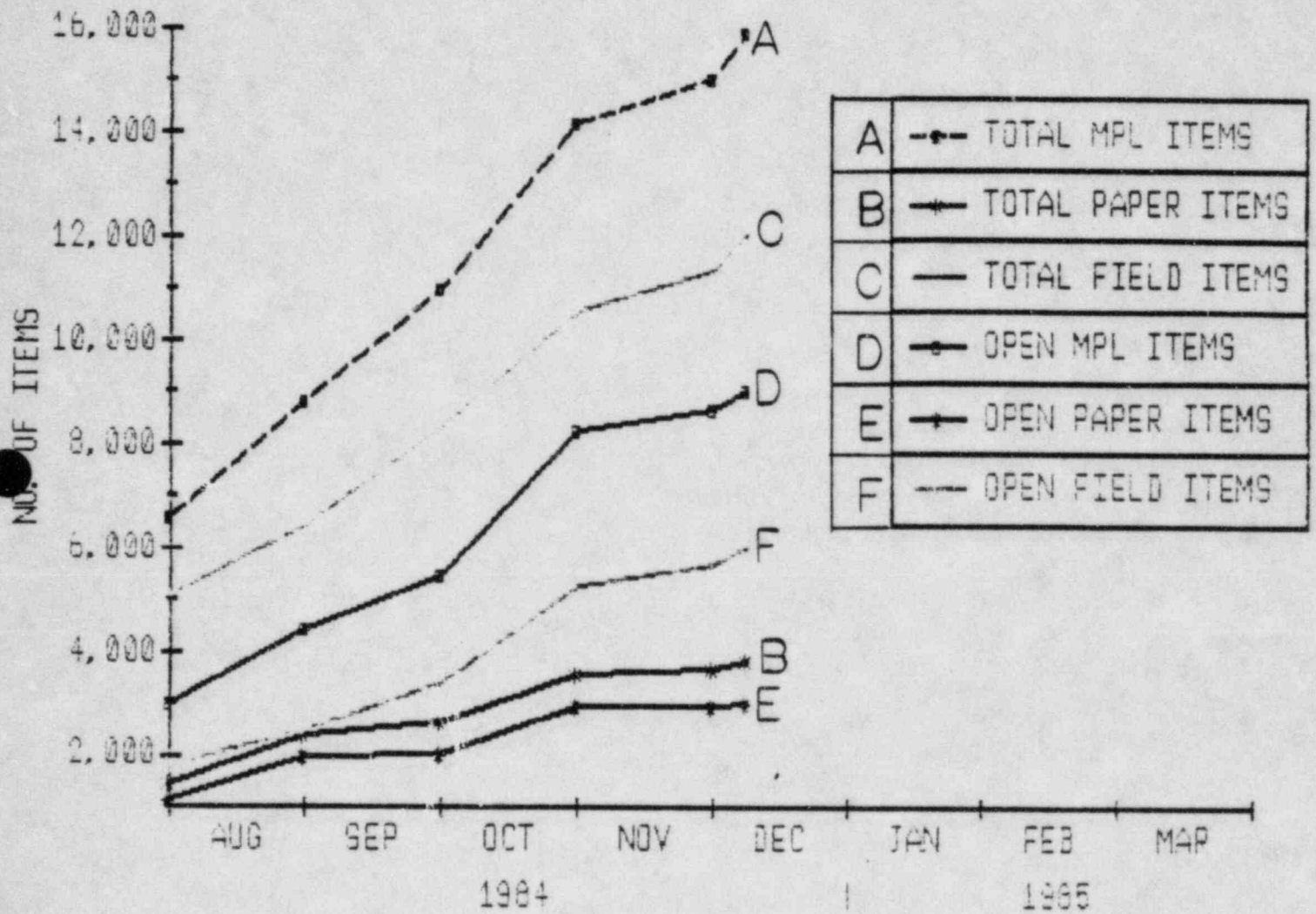
RIVER BEND STATION-UNIT 1
Pre-Op & Acceptance Test Status

Report run:12/11/84
Report No.:9

AS OF DECEMBER 1 1984

13	14	15	(2)	(17)	(6)	(24)	(4)
TEST NUMBER		DESCRIPTION	FSAR SECTION	PERCENT COMPLETE		REQ'D BY	
*****		-----	-----	ACTUAL	PLAN		
AT	107	2 feedwater system	14.2.12.1.01	72.0	100.0	5 %	
PT	303	480v ac-electric distribution	14.2.12.1.41	63.0	29.6	5 %	
PT	306	48v dc-electric dist. charger				5 %	
PT	407	hvac-radwaste bldg.	14.2.12.1.46			5 %	
AT	408	1 hvac-turbine bldg.	14.2.12.1.49	80.0	42.6	5 %	
AT	408	2 hvac-off gas vault refrigerat				5 %	
AT	408	3 hvac-off gas bldg.				5 %	
AT	408	4 hvac-cond demin/turb sampling		100.0	100.0	5 %	
PT	414	1 hvac-elect ppg tnls	14.2.12.1.27	63.0		5 %	
AT	414	2 hvac-standby serv watr pump hou			26.0	5 %	
AT	414	3 hvac-yd struct fire pump hous		100.0	100.0	5 %	
AT	414	4 hvac-yd struct norm swgr bldg		100.0	100.0	5 %	
AT	414	5 hvac-yd struct motor genr bld		100.0	100.0	5 %	
AT	414	6 hvac-yd struct demin pump hou		100.0	100.0	5 %	
AT	414	7 hvac-yd struct circ watr pump		100.0	100.0	5 %	
AT	414	8 hvac-yd struct swgr hous clar		100.0	100.0	5 %	
AT	414	9 hvac-yd struct intak makup watr				5 %	
AT	414	10 hvac-yd struct swgr hous cool				5 %	
AT	414	11 hypochlor bldg bleedn pit ven		100.0	100.0	5 %	
PT	506	transversing incore probe	14.2.12.1.18			5 %	
PT	606	off gas	14.2.12.1.38			5 %	
AT	609	1 rx bldg equipment drains				5 %	
AT	609	2 turbine bldg equipment drains				5 %	
AT	609	3 fuel bldg floor drains				5 %	
AT	609	4 misc bldg floor drains			27.6	5 %	
AT	609	5 aux bldg floor drains				5 %	
AT	609	6 turbine bldg floor drains				5 %	
AT	609	7 radwst bldg floor equip drs				5 %	
AT	609	9 containment floor drains				5 %	
AT	653	ct makeup wtr clarifier vac p				5 %	
AT	659	1 makeup water system		100.0	100.0	5 %	
AT	659	2 makeup water radwaste bldg				5 %	
AT	701	1 rcb polar crane	14.2.12.1.56			5 %	
AT	701	2 radwst bldg bridge crane	14.2.12.1.56			5 %	
AT	701	3 aux bldg cranes,hoist trolley	14.2.12.1.56	33.0		5 %	
AT	701	4 turbine bldg cranes	14.2.12.1.56			5 %	
AT	701	5 circ water pump house crane	14.2.12.1.56	100.0	100.0	5 %	
AT	701	6 aux control bldg crane	14.2.12.1.56			5 %	
AT	701	7 fuel bldg bridge crane	14.2.12.1.56			5 %	
AT	701	8 spent fuel cast trolley	14.2.12.1.56			5 %	
AT	701	9 cold machine shop crane	14.2.12.1.56			5 %	

MPL STATUS

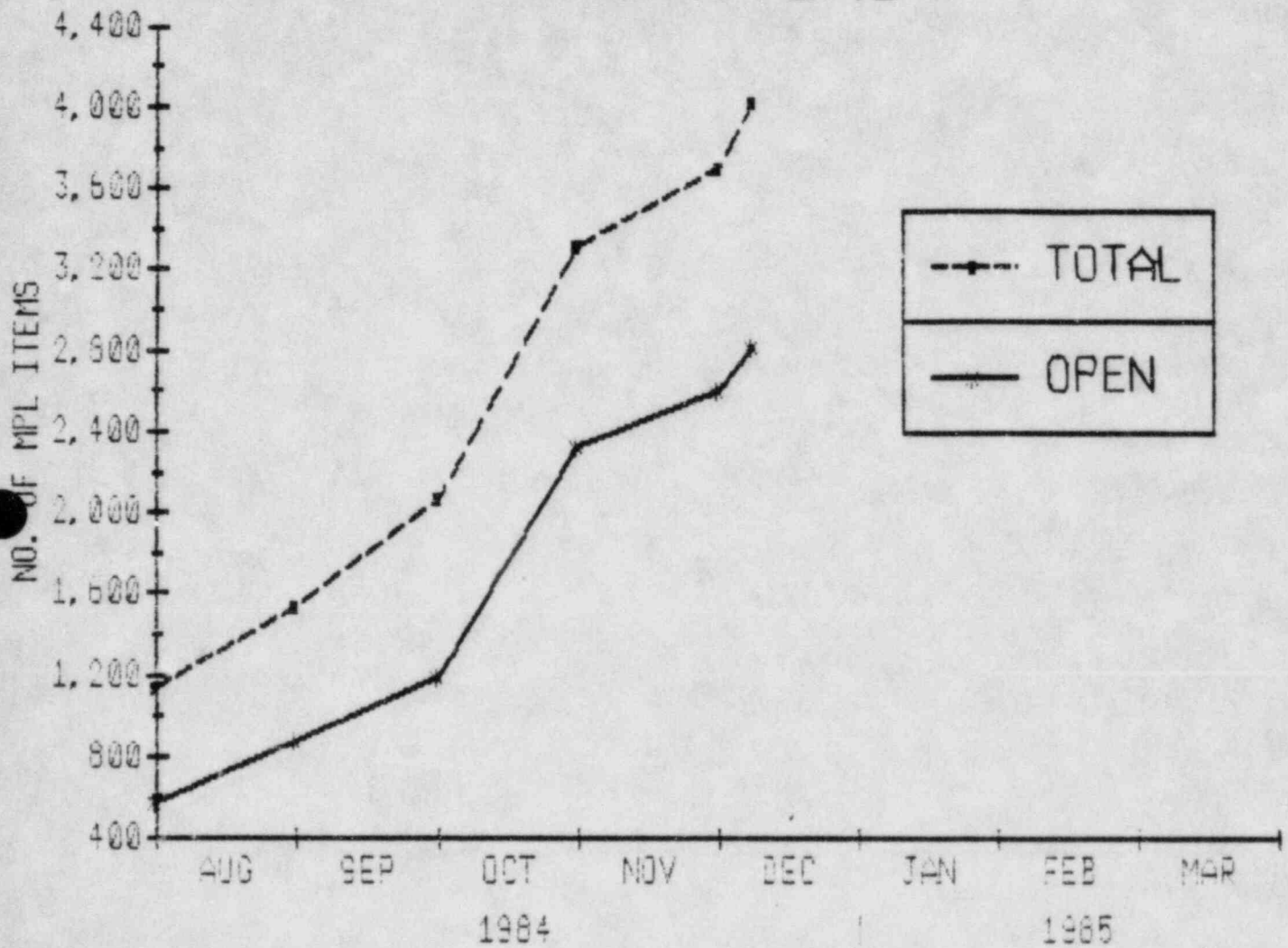


RENG - STARTUP & TEST

GULF STATES UTILITIES

Data as of 11/30/84

CONSTRUCTION MPL ITEMS

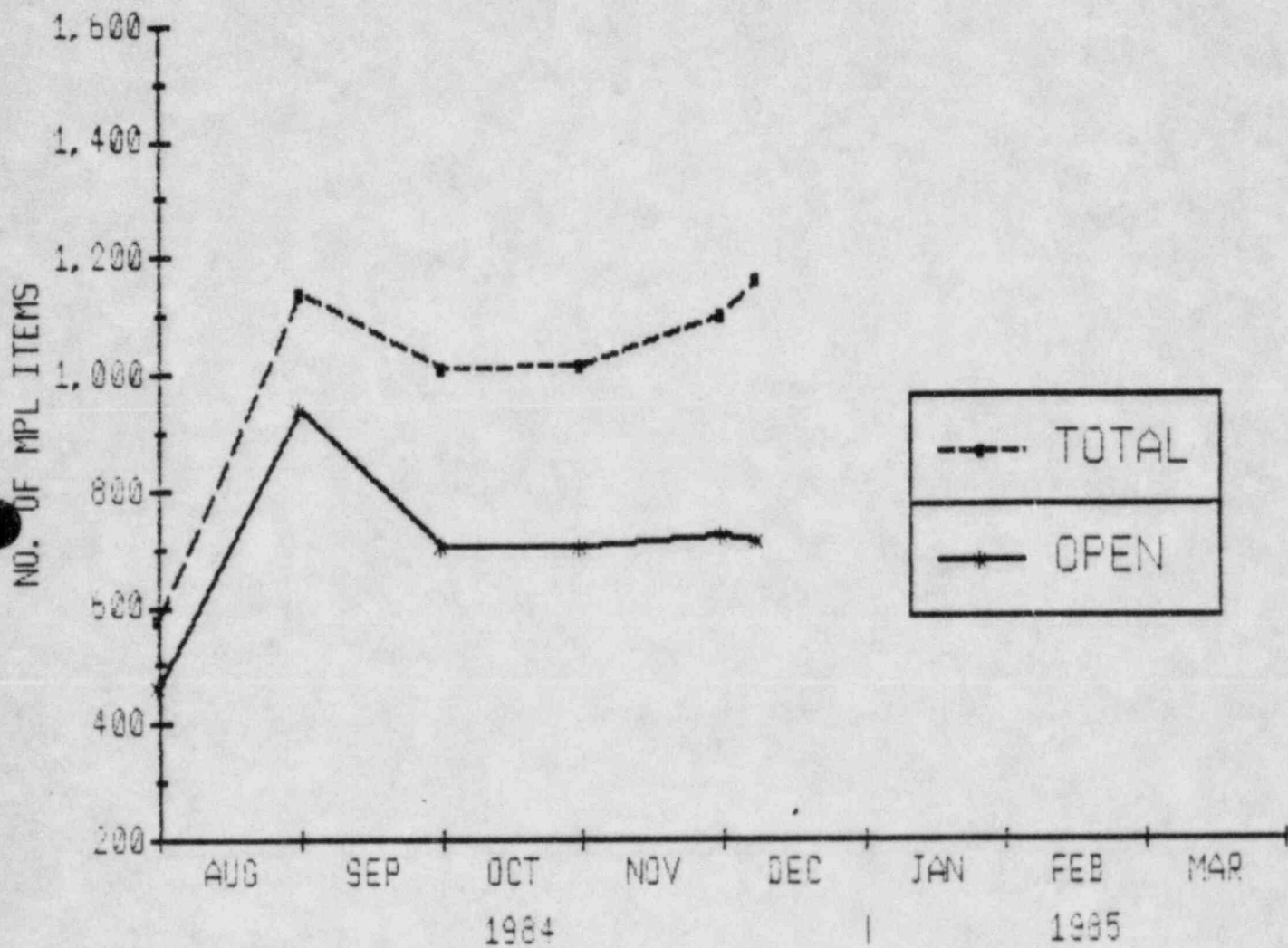


RENG - STARTUP & TEST

GULF STATES UTILITIES

Data as of 11/30/84

FQC MPL ITEMS

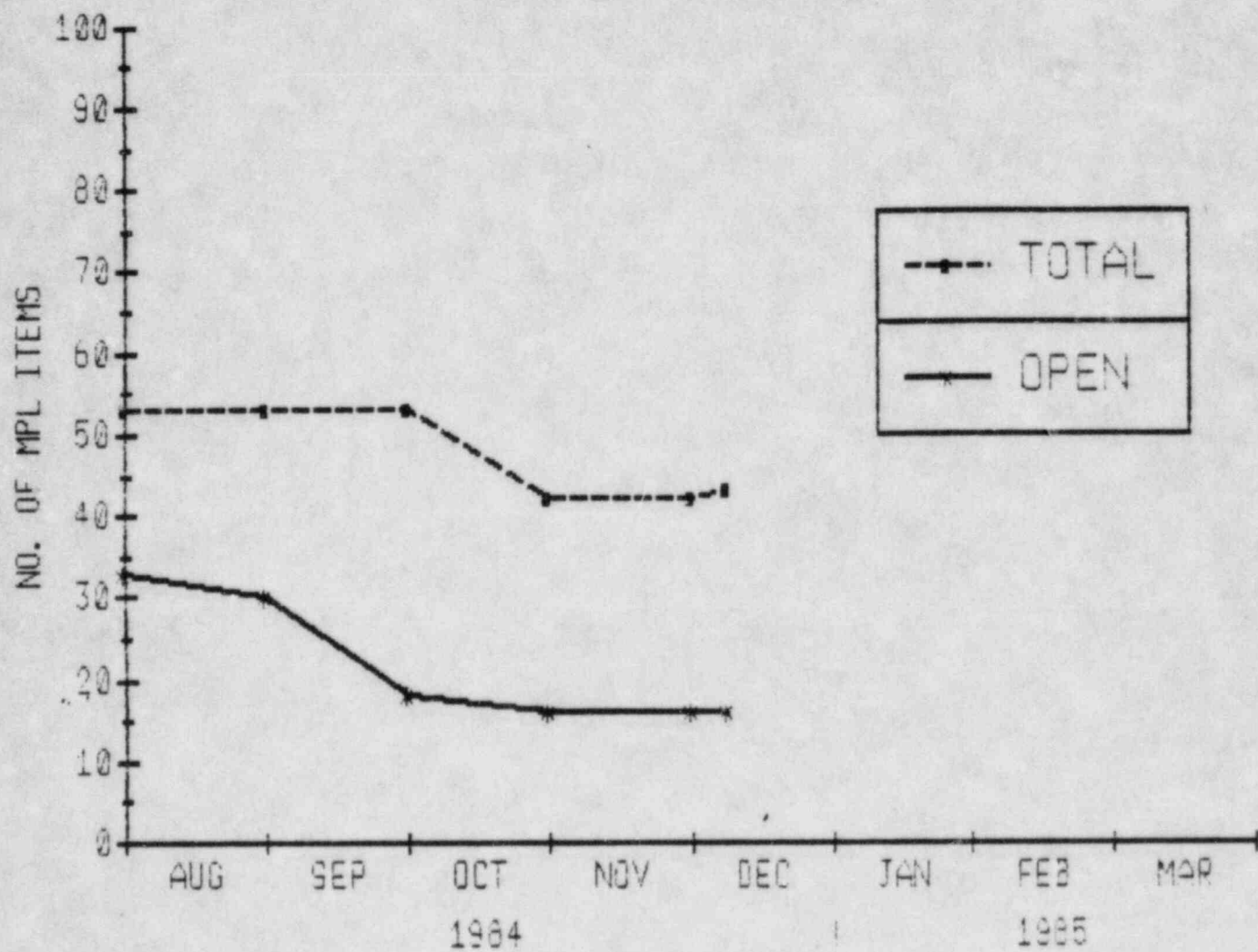


RBNG - STARTUP & TEST

GULF STATES UTILITIES

Data as
of 11/30/84

GE MPL ITEMS

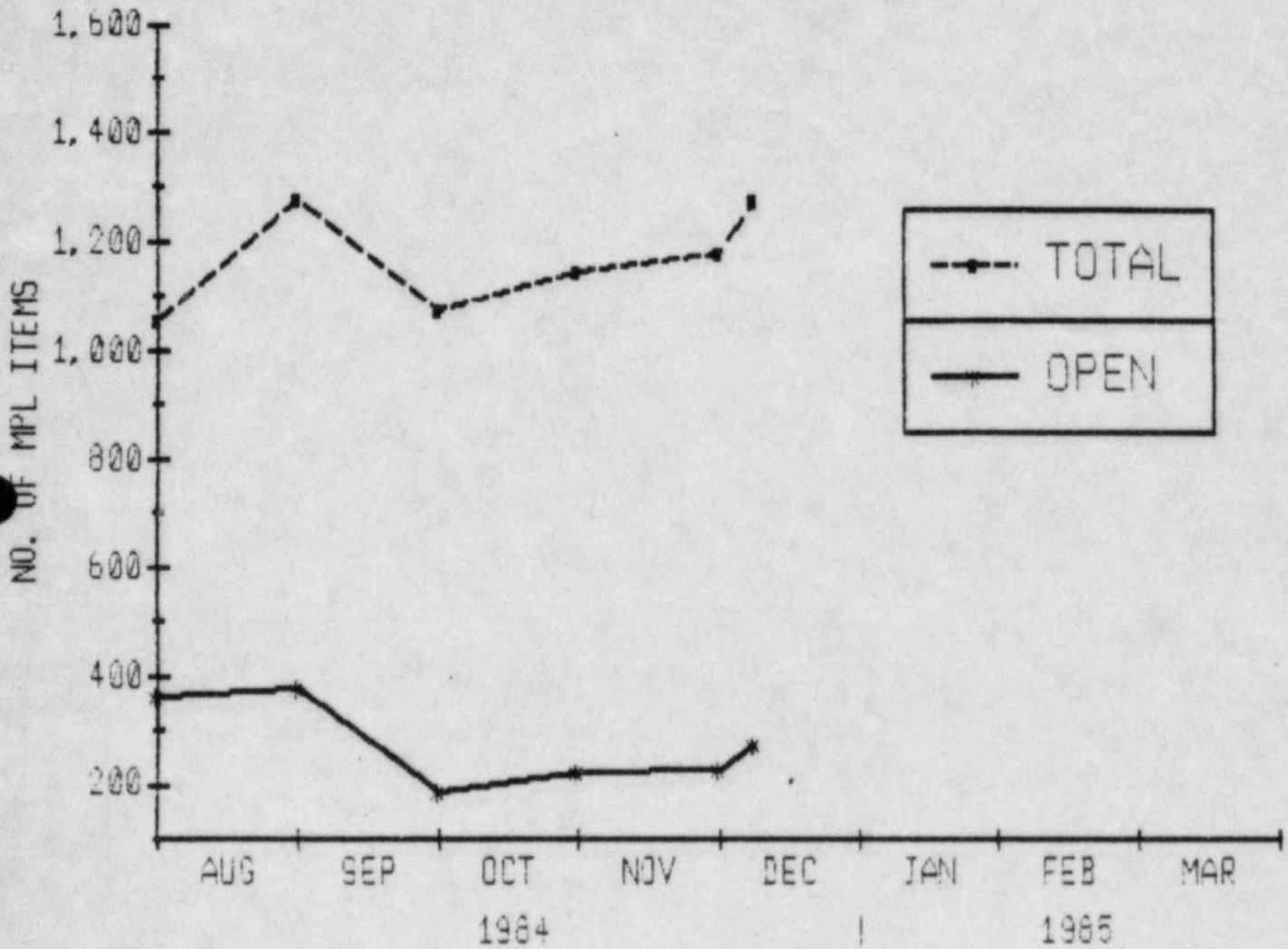


PSNG - STARTUP & TEST

GULF STATES UTILITIES

Data as
of 11/30/84

TFP MPL ITEMS

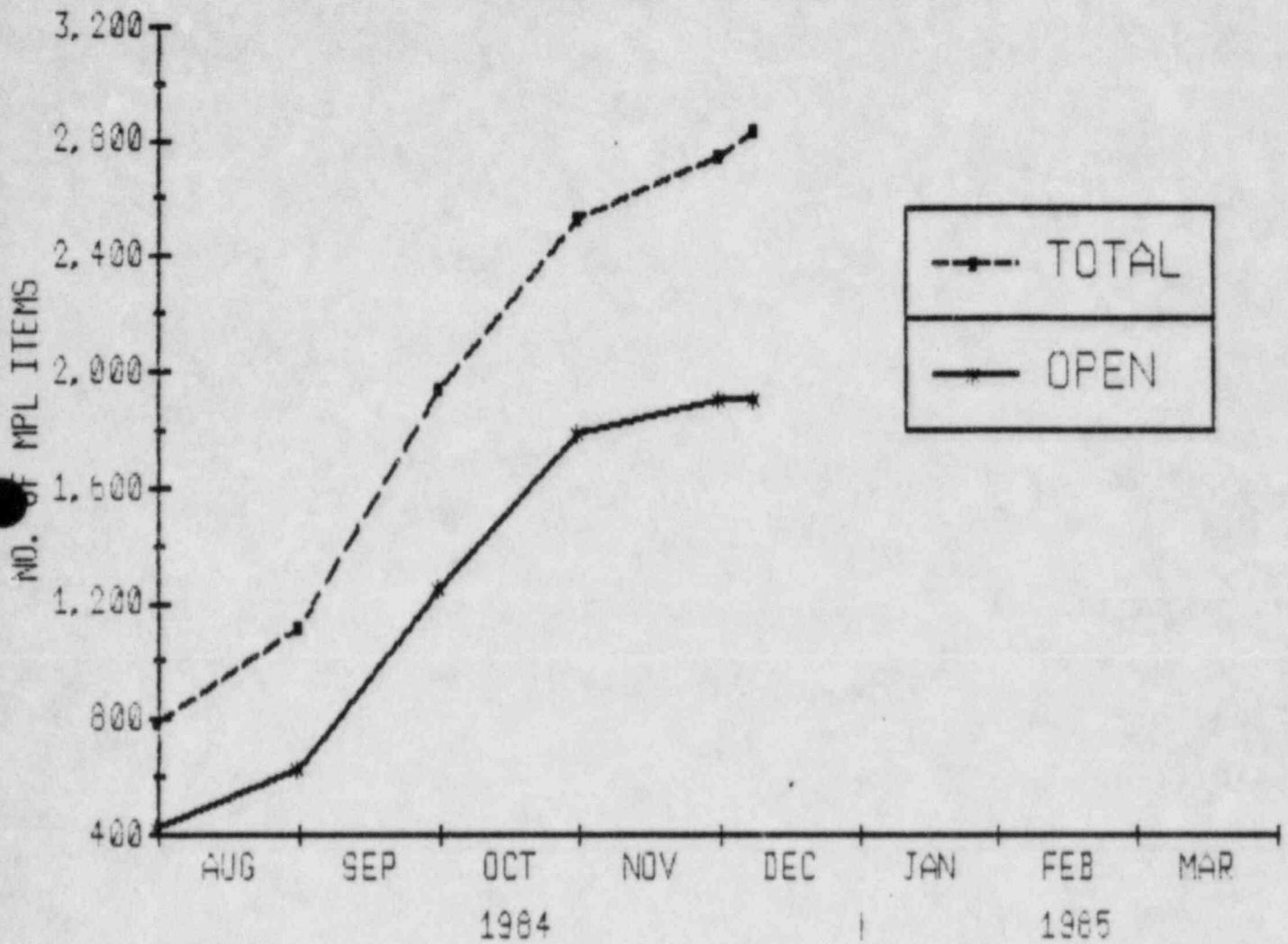


RBNG - STARTUP & TEST

GULF STATES UTILITIES

Data as
of 11/30/84

PTO MPL ITEMS

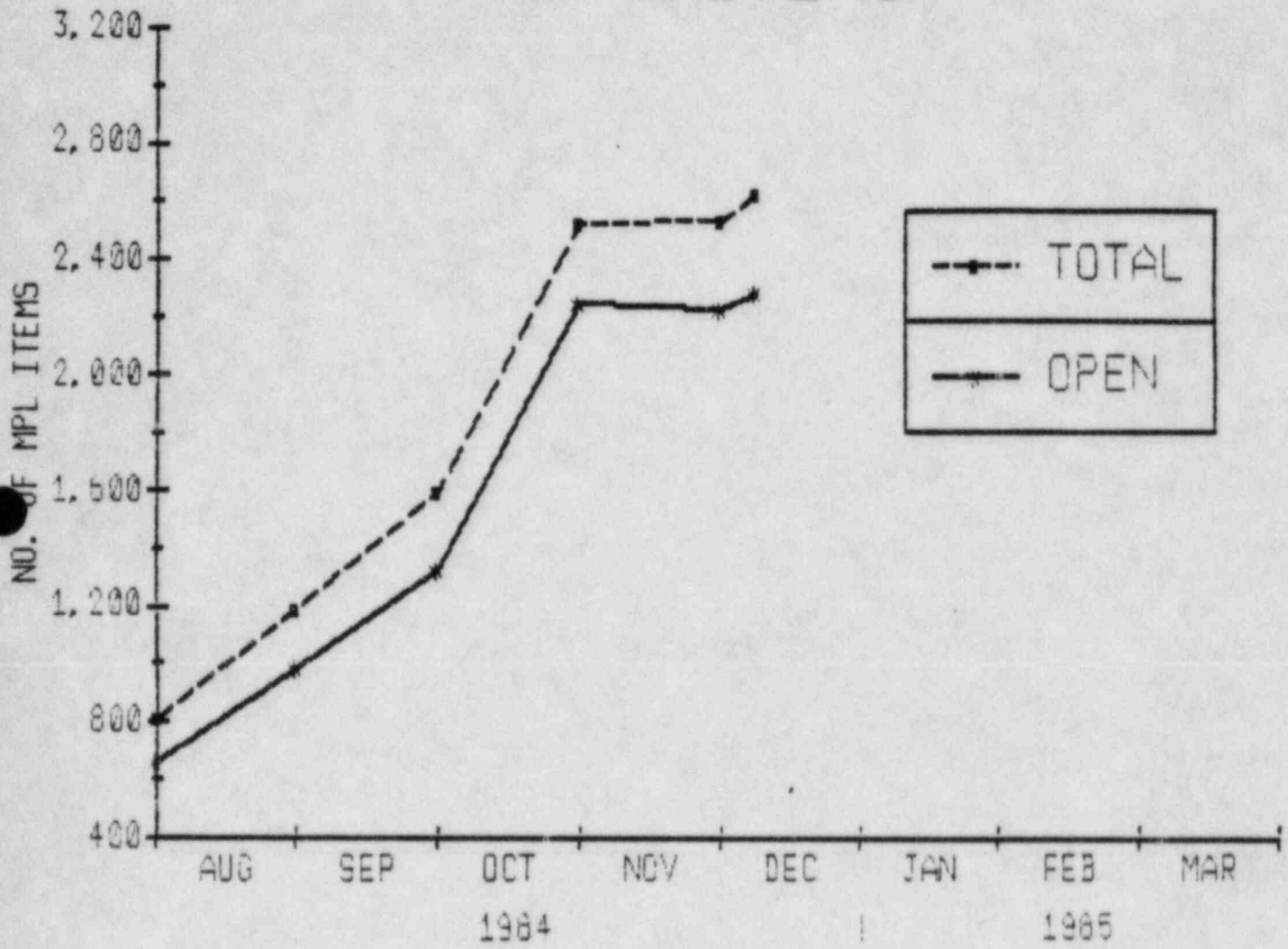


RENG - STARTUP & TEST

GULF STATES UTILITIES

Data as
of 11/30/84

SEG MPL ITEMS

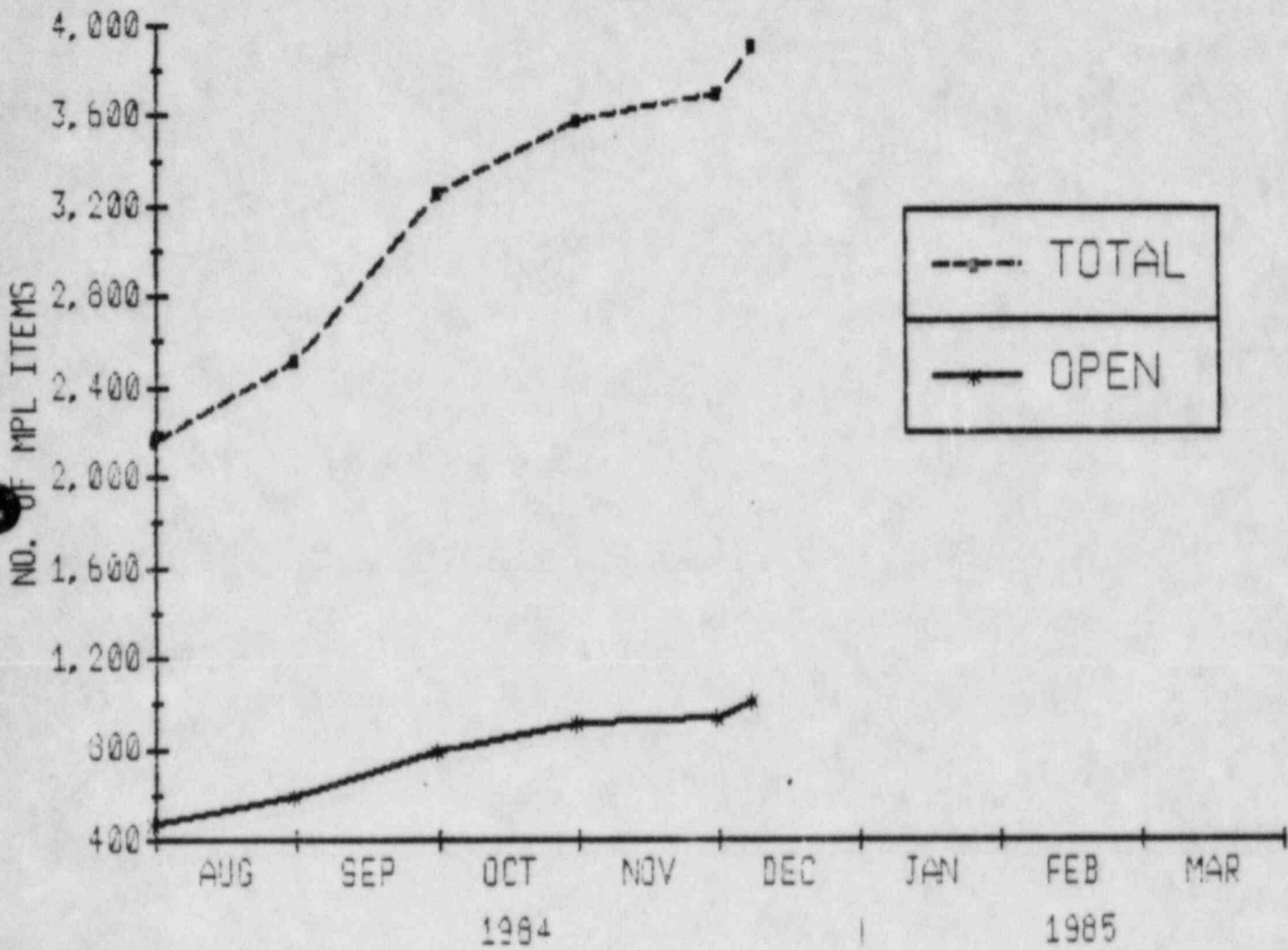


RBNG - STARTUP & TEST

GULF STATES UTILITIES

Data as
of 11/30/84

SU&T MPL ITEMS

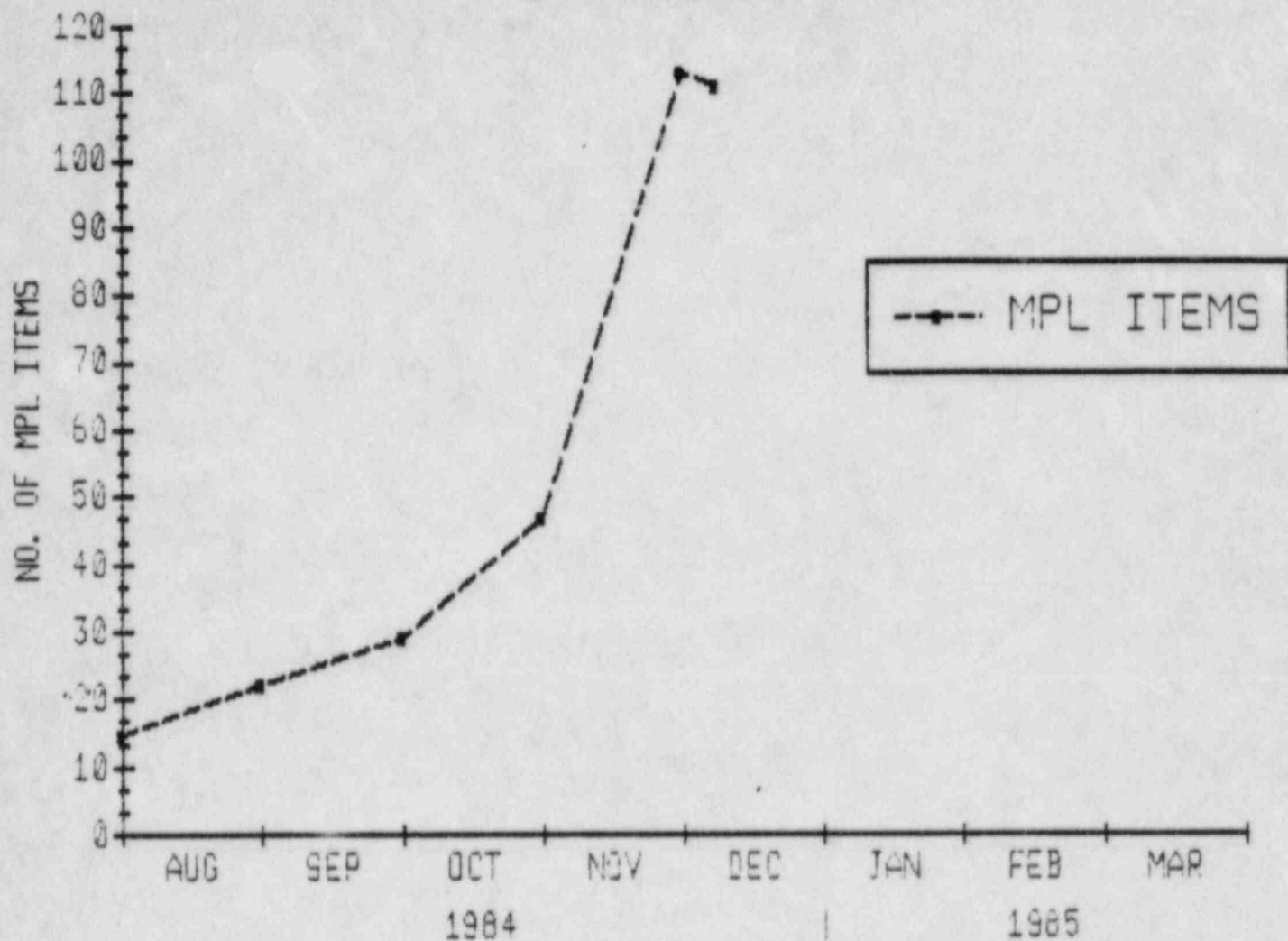


RBNG - STARTUP & TEST

GULF STATES UTILITIES

Data as
of 11/30/84

MPL ITEMS PER B. I. P.

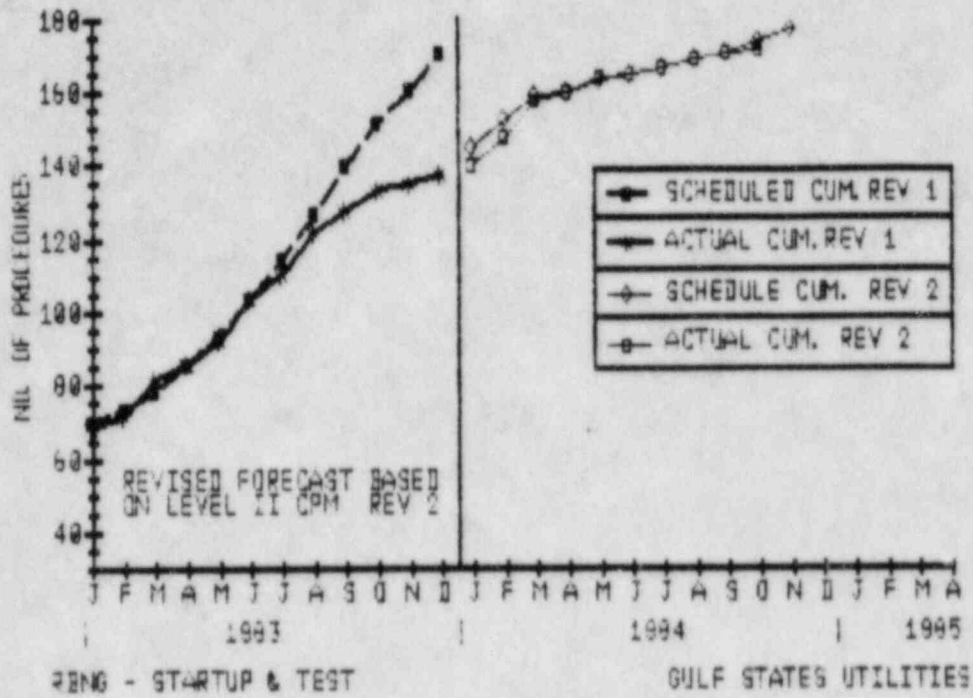


RENG - STARTUP & TEST

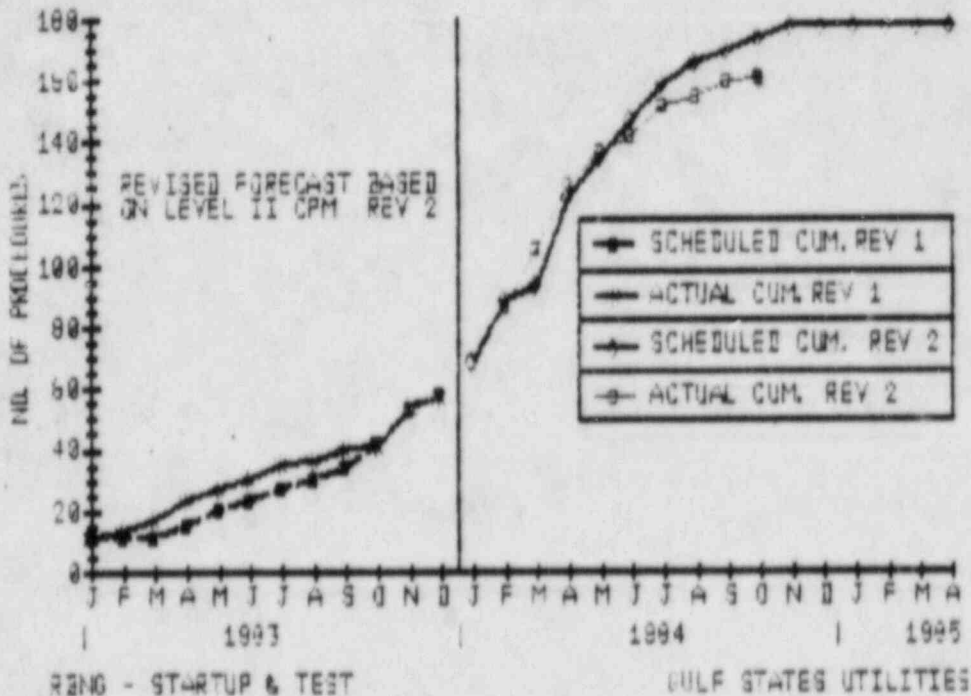
GULF STATES UTILITIES

Data as
of 11/30/84

PT&AT DRAFT PROCEDURES

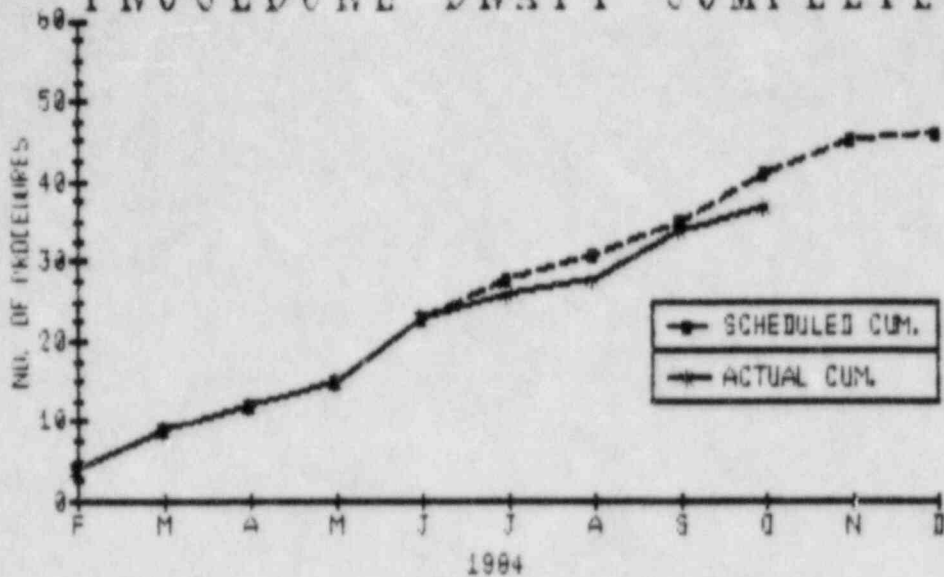


AT/PT APPROVED PROCEDURES



Data as of 10/31/84

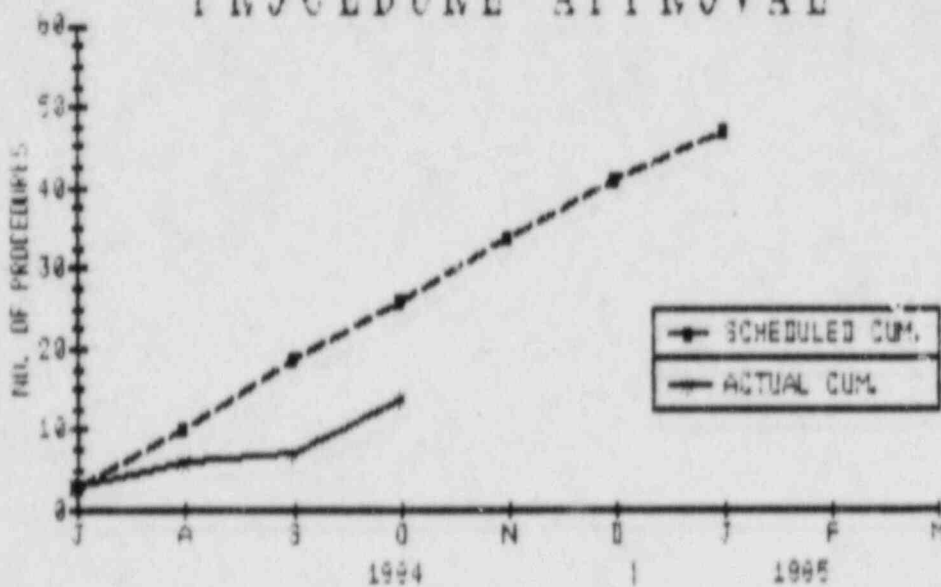
STARTUP & TEST
 POWER ASCENSION (ST)
 PROCEDURE DRAFT COMPLETE



R2ND - STARTUP & TEST

GULF STATES UTILITIES

STARTUP & TEST
 POWER ASCENSION (ST)
 PROCEDURE APPROVAL

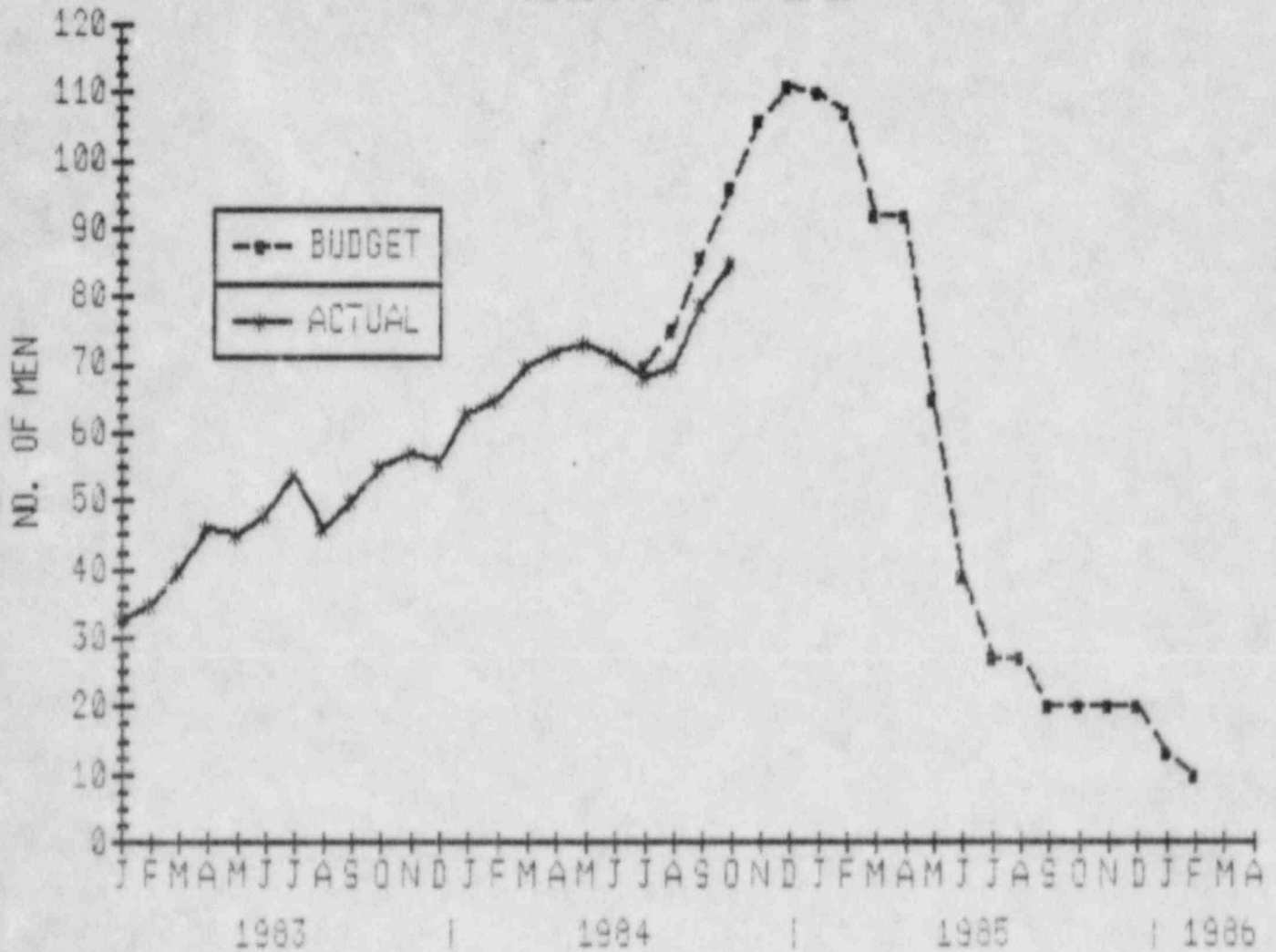


R2ND - STARTUP & TEST

GULF STATES UTILITIES

Data as
 of 10/31/84

STARTUP & TEST MANPOWER



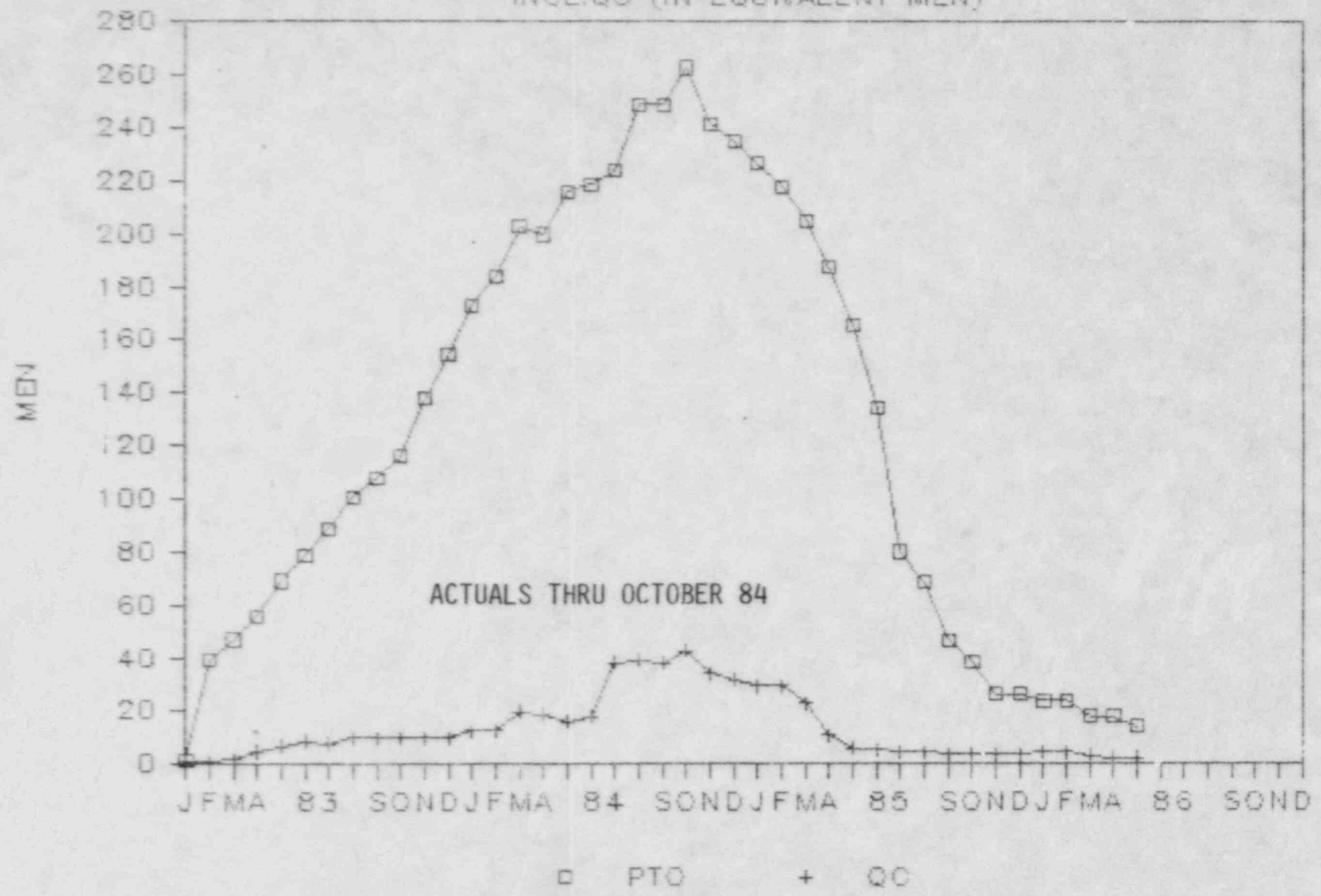
RBNG - STARTUP & TEST

GULF STATES UTILITIES

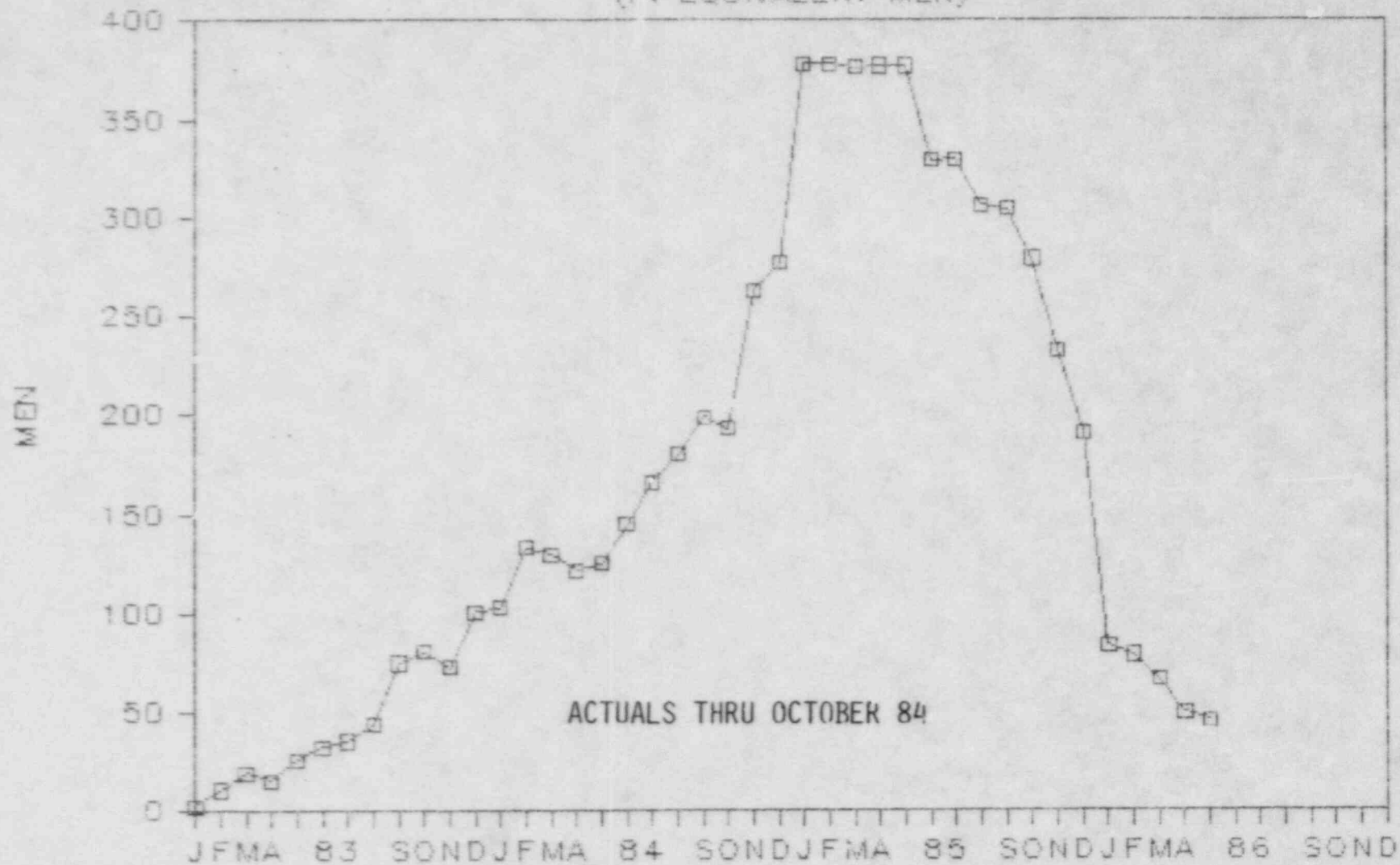
Data as
of 10/31/84

PTO NON-MANUAL MANPOWER

INCL. QC (IN EQUIVALENT MEN)



PTO MANUAL MANPOWER (IN EQUIVALENT MEN)



PROCEDURE STATUS
As of 11/16/84

<u>DEPARTMENT AND PROCEDURE TYPE</u>	<u>NUMBER IDENTIFIED</u>	<u>NUMBER OF DRAFTS COMPLETE</u>	<u>NUMBER APPROVED</u>
<u>Administration</u>			
ADM - General Administration	38	37	29
MHP - Material Handling	10	9	9
ASP - Administrative Section	1	1	1
<u>Administration (Off-site)</u>			
EIP - Emergency Implementing	34	34	34
EMP - Environmental Monitoring	41	24	20
PSP - Plant Security	37	37	23
REN - River Bend Nuclear	20	20	20
TAP - Training Administration	8	8	0
TMP - Training Methodology	6	6	0
TPP - Training Program	16	16	0
<u>Maintenance</u>			
CMP - Corrective Maintenance	299	196	140
GMP - General Maintenance	37	31	26
MCP - Maintenance Calibration	249	232	119
MLP - Maintenance Lifting	13	13	0
MSP - Maintenance Section	22	22	14
PMP - Preventative Maintenance	50	49	23
SPP - Special Process	11	11	10
STP - Surveillance Test	508	384	69
- Unassigned Procedures	176	-	-
<u>Operations</u>			
ARP - Alarm Response	78	39	13
AOP - Abnormal Operating	48	45	41
EOP - Emergency Operating	5	5	5
FHP - Fuel Handling	7	6	2
GOP - General Operating	6	6	6
OSP - Operating Section	7	7	6
SOP - System Operating	91	63	49
STP - Surveillance Test	133	104	32
<u>Radiation/Chemistry</u>			
COP - Chem. Operating	184	179	130
CSP - Chemistry Section	26	28	11
FHP - Health Physics	33	31	23
RPP - Radiation Protection	64	59	40
RSP - Radiation Section	14	11	4
HWP - Radwaste Working	15	15	4
PWS - Radwaste Section	2	2	0
STP - Surveillance Test	38	19	0
Unassigned Procedures	71	-	-

PROCEDURE STATUS (Continued)
As of 11/16/84

<u>DEPARTMENT AND PROCEDURE TYPE</u>	<u>NUMBER IDENTIFIED</u>	<u>NUMBER OF DRAFTS COMPLETE</u>	<u>NUMBER APPROVED</u>
<u>Technical Staff</u>			
FPP - Fire Protection	11	11	11
PFP - Plant Engineering	13	4	2
PTP - Plant Testing Program	2	0	0
REP - Reactor Engineering	29	13	7
TSP - Technical Section	3	3	3
STP - Surveillance Test	63	27	23
<u>QA/QC</u>			
OCI - Quality Control Instr.	20	16	13
CAP - Quality Assurance Procedure	19	18	15
QAI - Quality Assurance Instr.	17	16	15
TOTAL	2585	1857	993

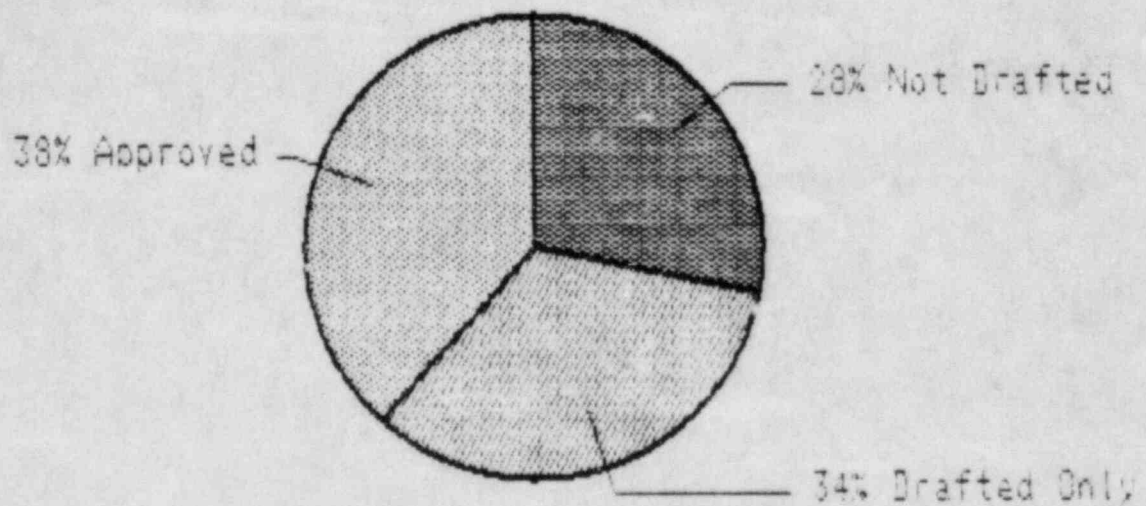
TEST PROCEDURE STATUS

AS OF 10/31/84

	<u>REQUIRED</u>	<u>NOT STARTED</u>	<u>IN PROGRESS</u>	<u>DRAFT COMPLETE</u>	<u>JTG REVIEW</u>	<u>APPROVED</u>
PREOPERATION/ACCEPTANCE	179	5	2	4	6	162
STARTUP TEST	46	3	6	23	0	14
TEST INSTRUCTION	18	0	0	0	0	18
BOUNDARY IDENTIFICATION PACKAGE	387	0	2	0	N/A	385
GENERIC PRELIMINARY TESTS						
INSTRUMENTATION	4	0	0	0	0	4
FLUSH	117	20	6	0	0	91
ELECTRICAL	32	0	0	0	0	32
MECHANICAL	12	0	2	0	0	10
HYDRO	2	0	0	0	0	2
TYPE "C" SKETCH	63	0	1	62	0	N/A

PERMANENT PLANT PROCEDURES

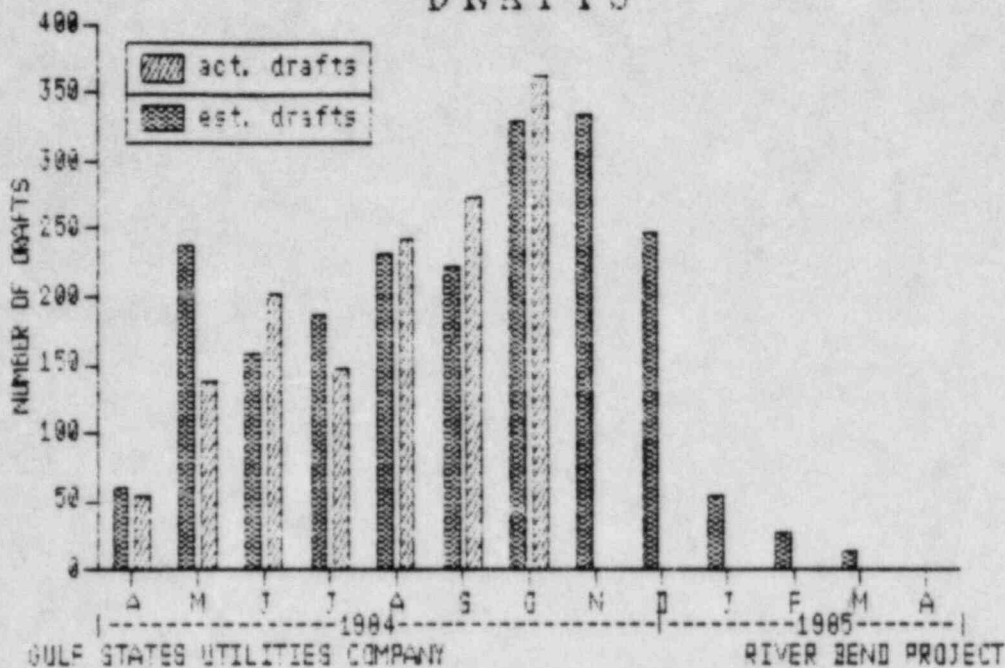
SCOPE OVERVIEW



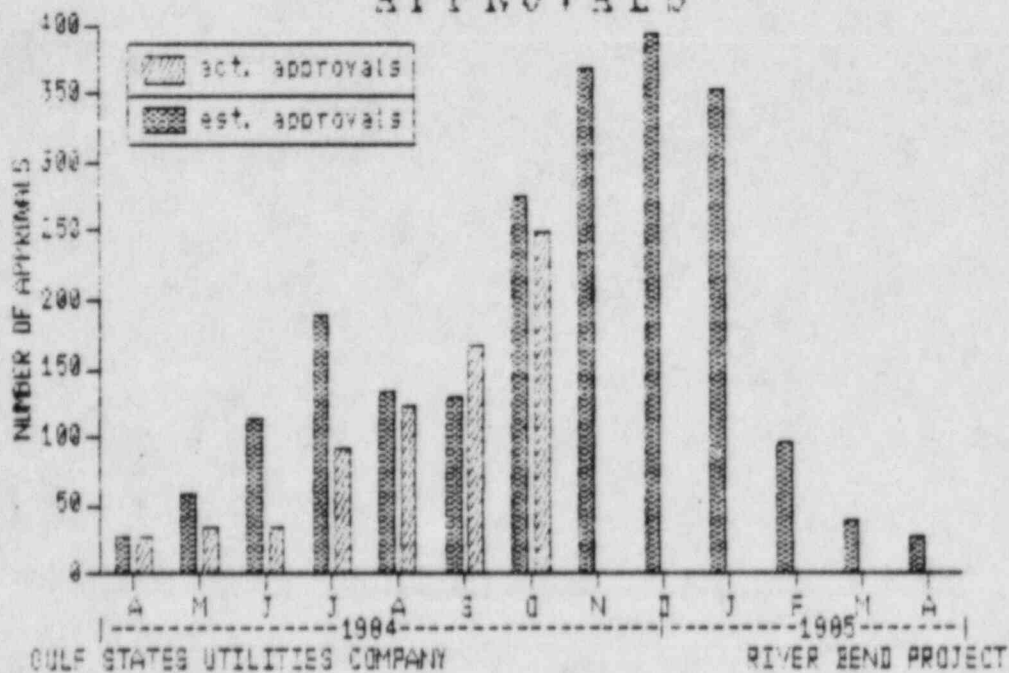
As of: 11/16/84

Total Procedures Identified: 2585
Total Approved: 993
Total Drafted Only: 864

PERMANENT PLANT PROCEDURES DRAFTS

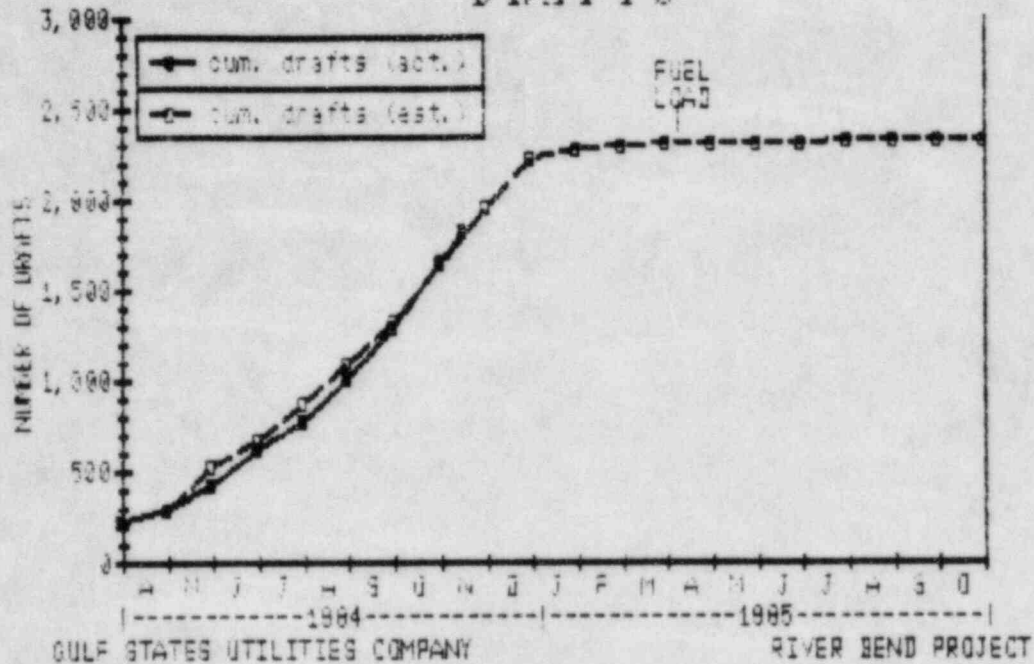


PERMANENT PLANT PROCEDURES APPROVALS

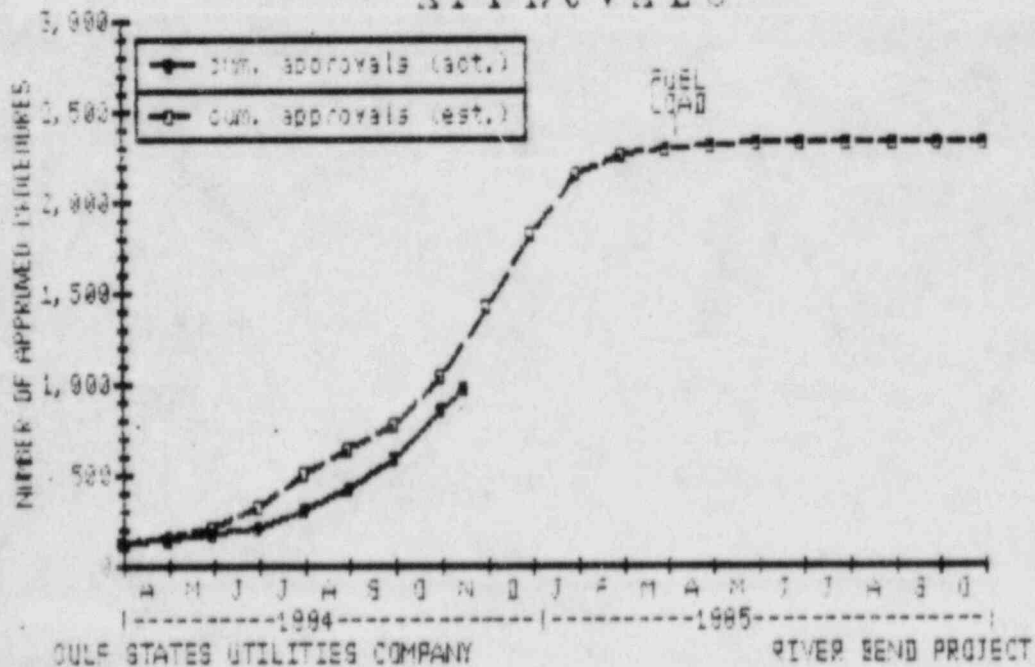


Data as
of 10/31/84

PERMANENT PLANT PROCEDURES CUMULATIVE DRAFTS

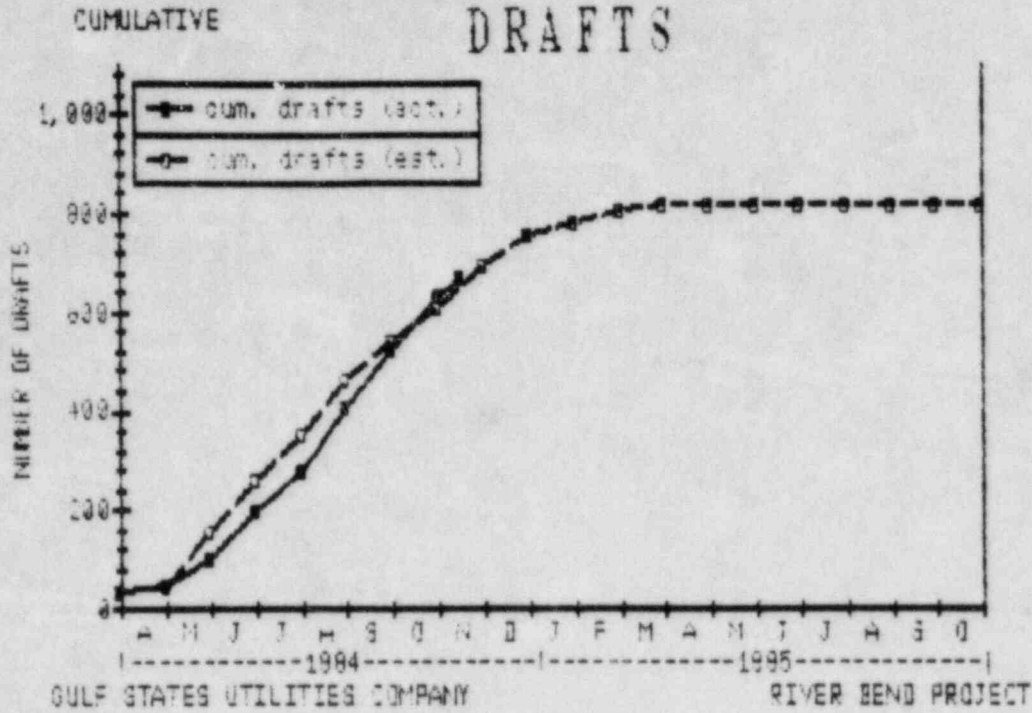


PERMANENT PLANT PROCEDURES CUMULATIVE APPROVALS

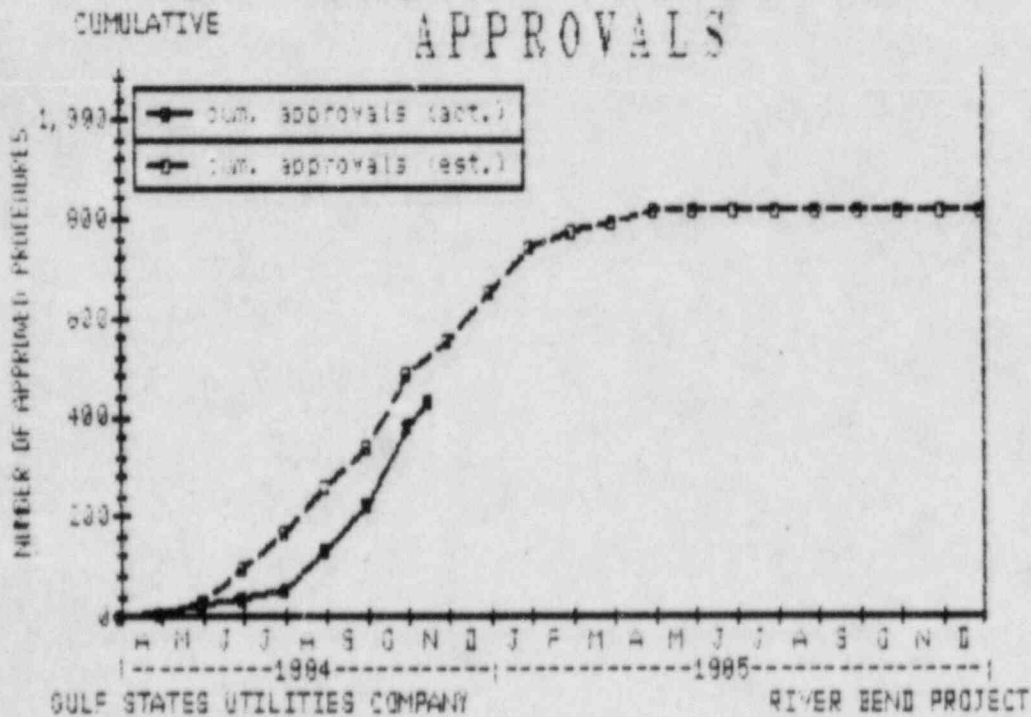


Data as
of 11/16/84

NES WORKING PROCEDURES DRAFTS



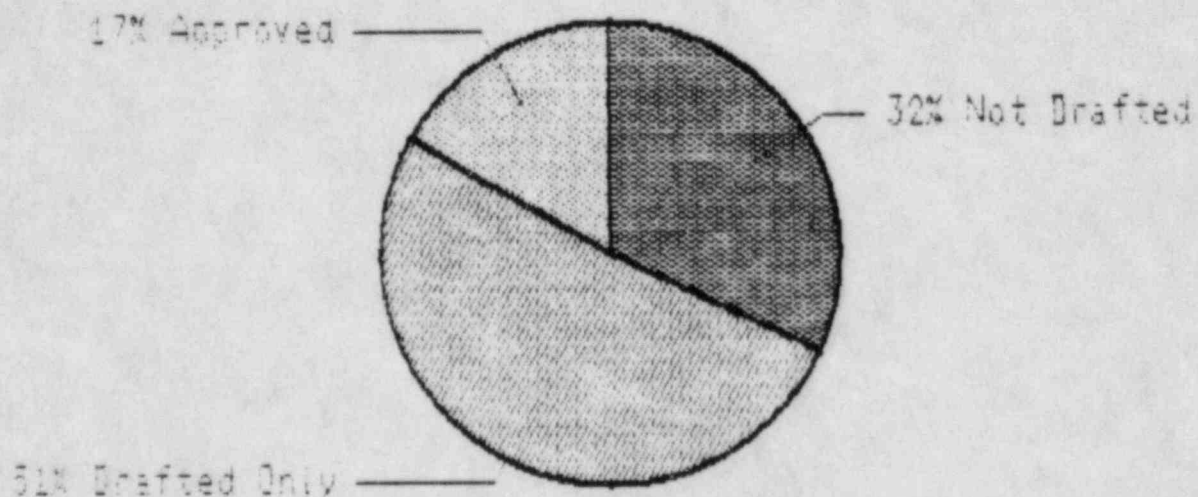
NES WORKING PROCEDURES APPROVALS



Data as
of 11/16/84

SURVEILLANCE TEST PROCEDURES

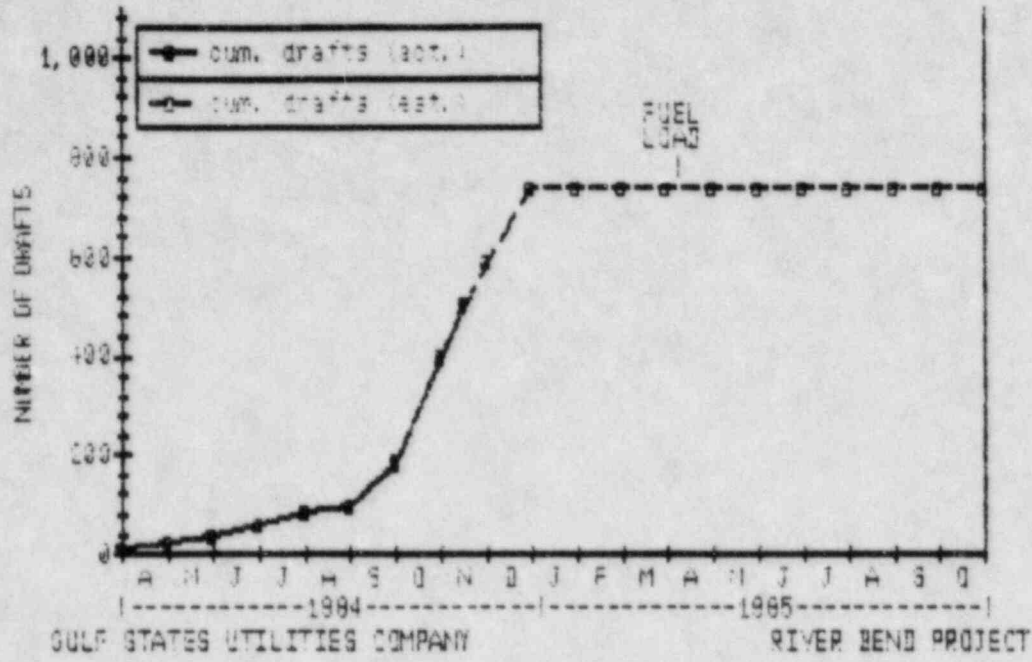
SCOPE OVERVIEW



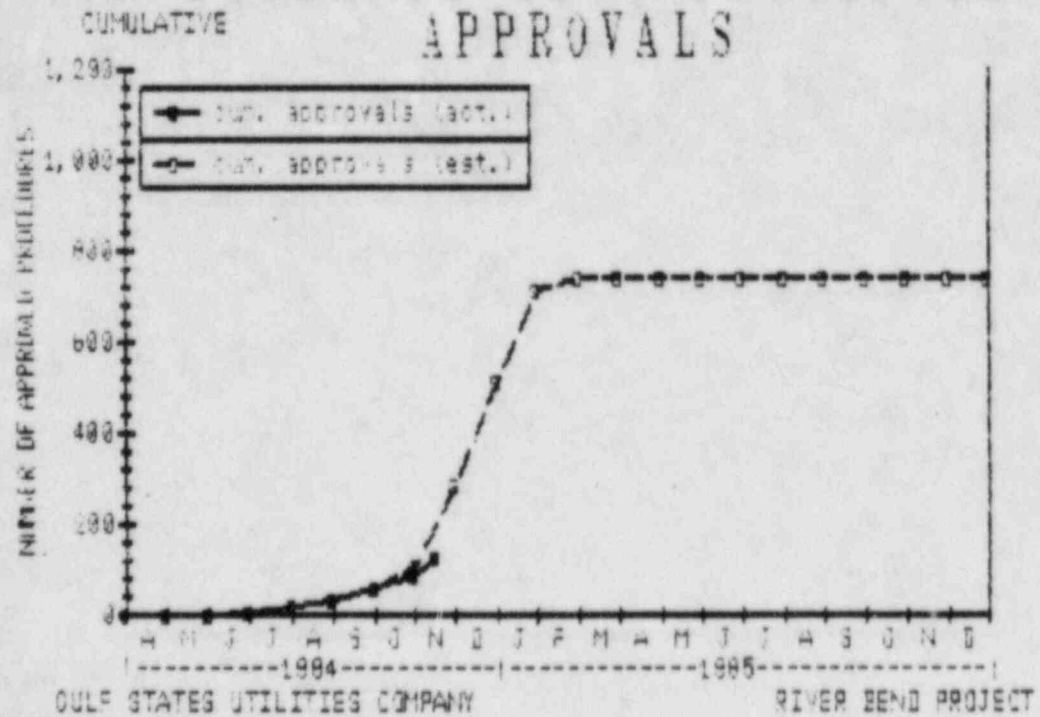
As of: 11/15/84

Total Procedures Identified: 742
Total Approved: 124
Total Drafted Only: 381

SURVEILLANCE TEST PROCEDURES DRAFTS

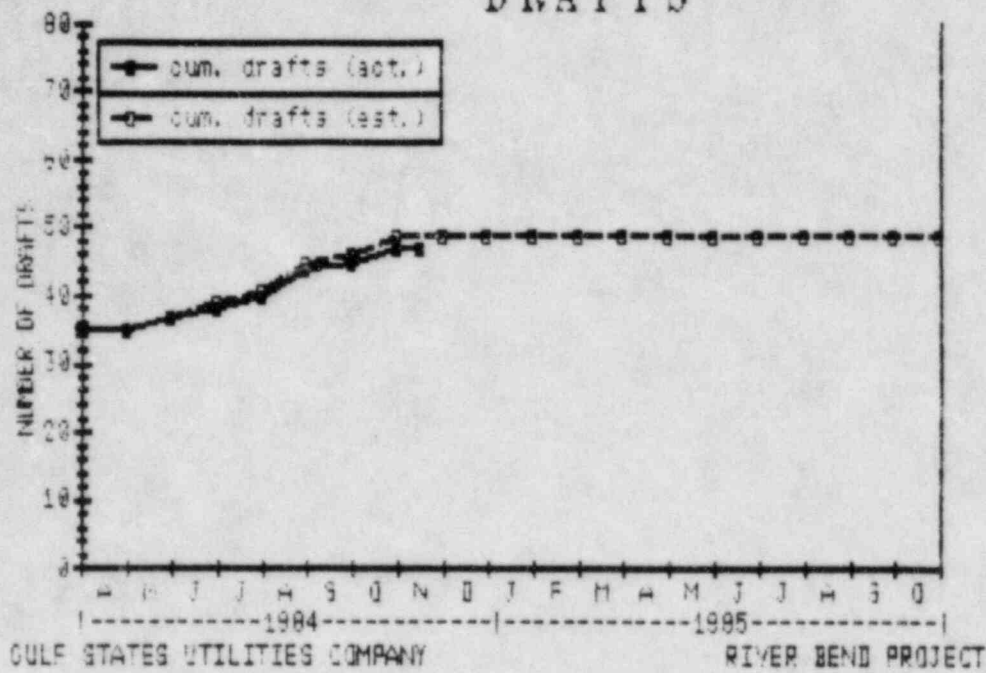


SURVEILLANCE TEST PROCEDURES APPROVALS

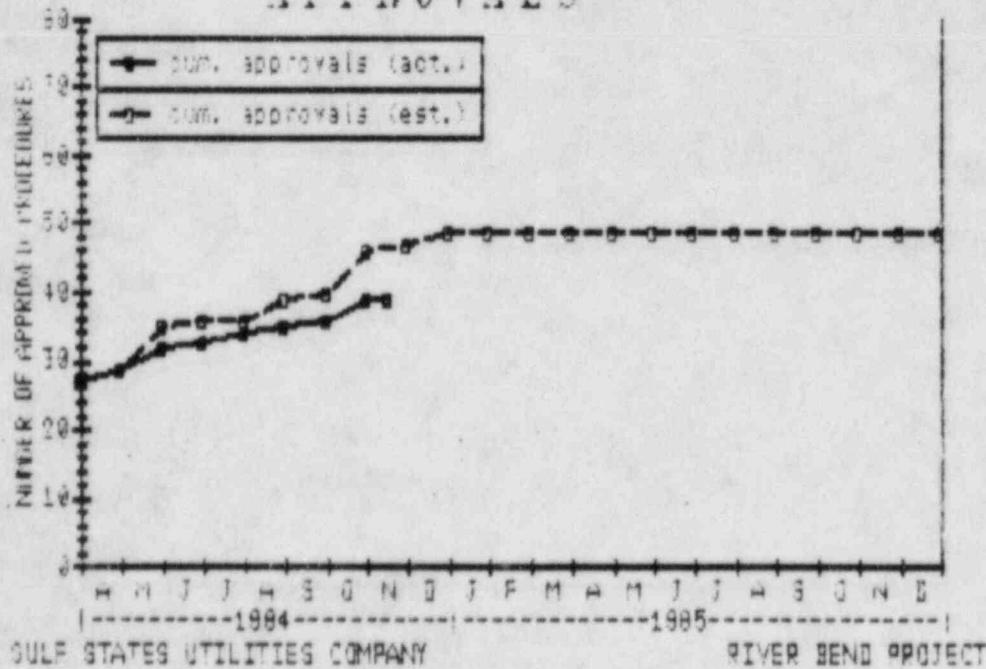


Data as
of 11/16/84

ADMINISTRATION WORKING PROCEDURE CUMULATIVE DRAFTS

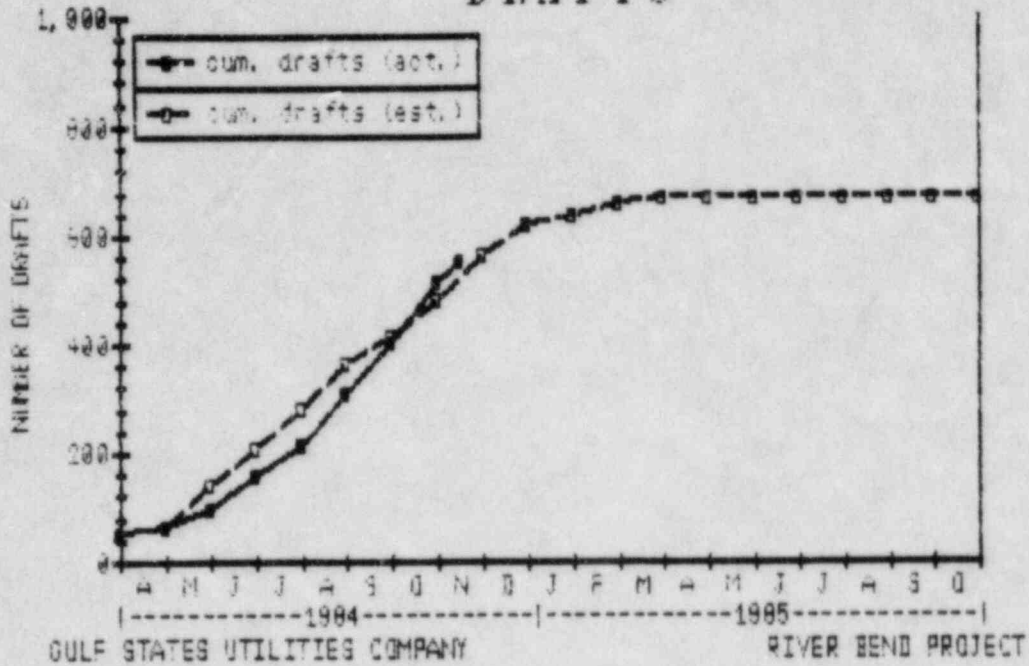


ADMINISTRATION WORKING PROCEDURE CUMULATIVE APPROVALS

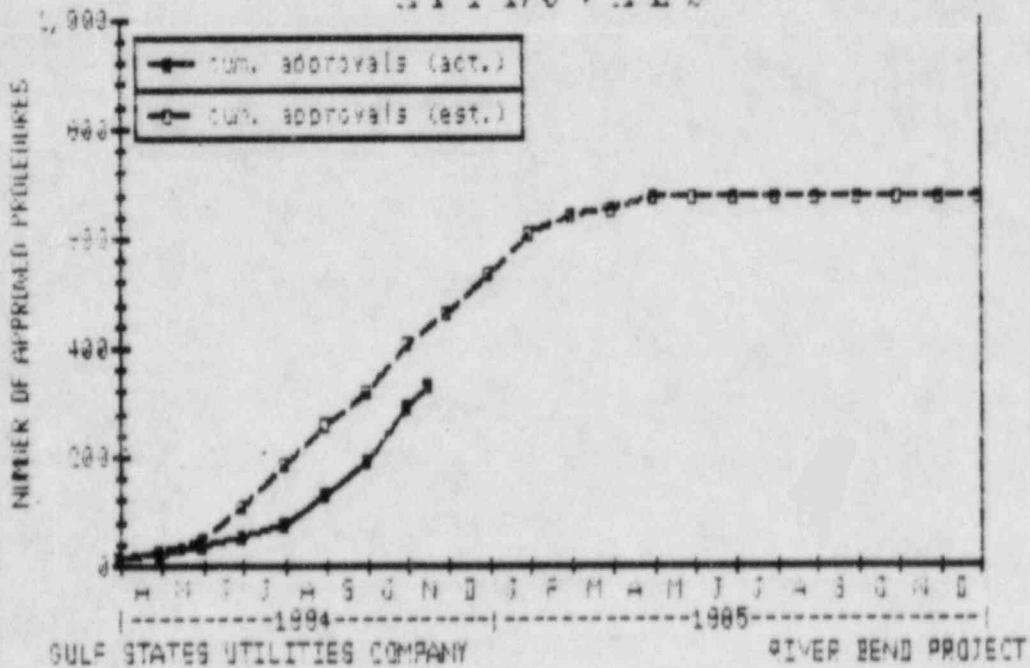


Data as
of 11/16/84

MAINTENANCE WORKING PROCEDURES CUMULATIVE DRAFTS

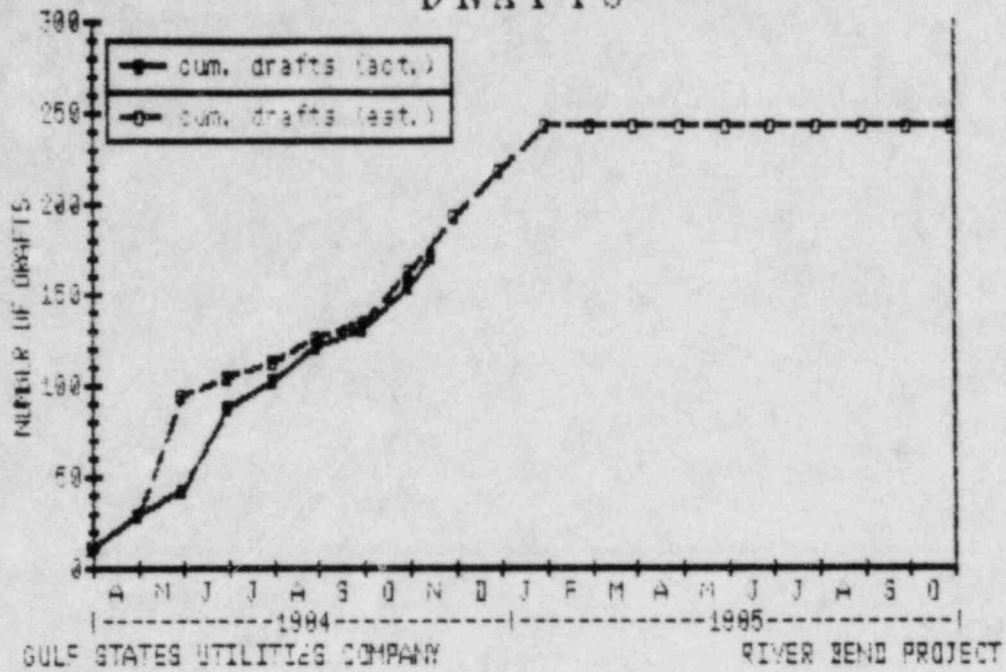


MAINTENANCE WORKING PROCEDURES CUMULATIVE APPROVALS

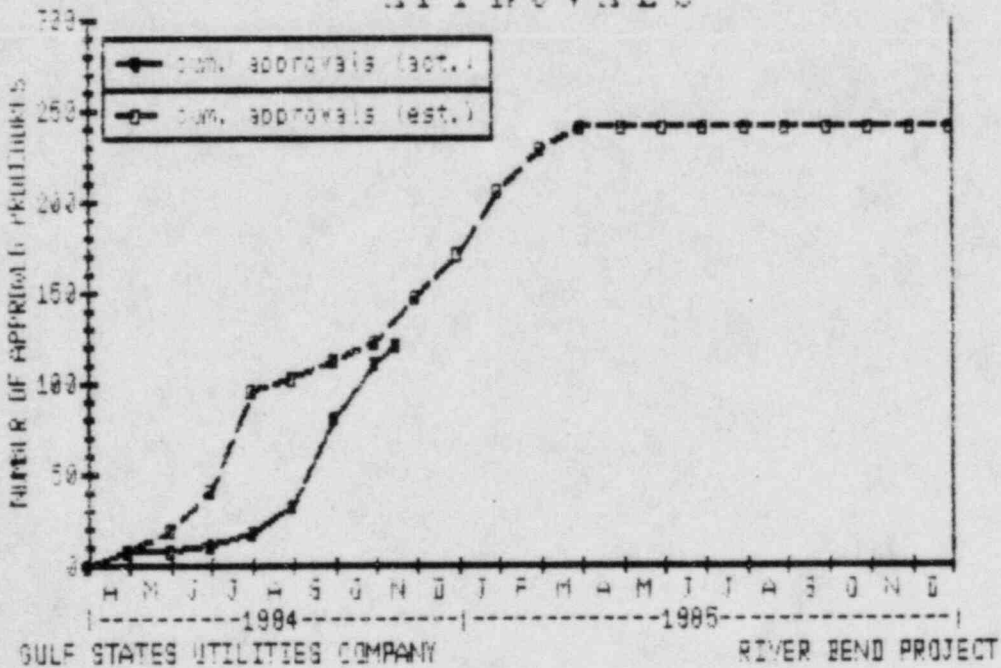


Data as
of 11/16/84

OPERATIONS WORKING PROCEDURES CUMULATIVE DRAFTS

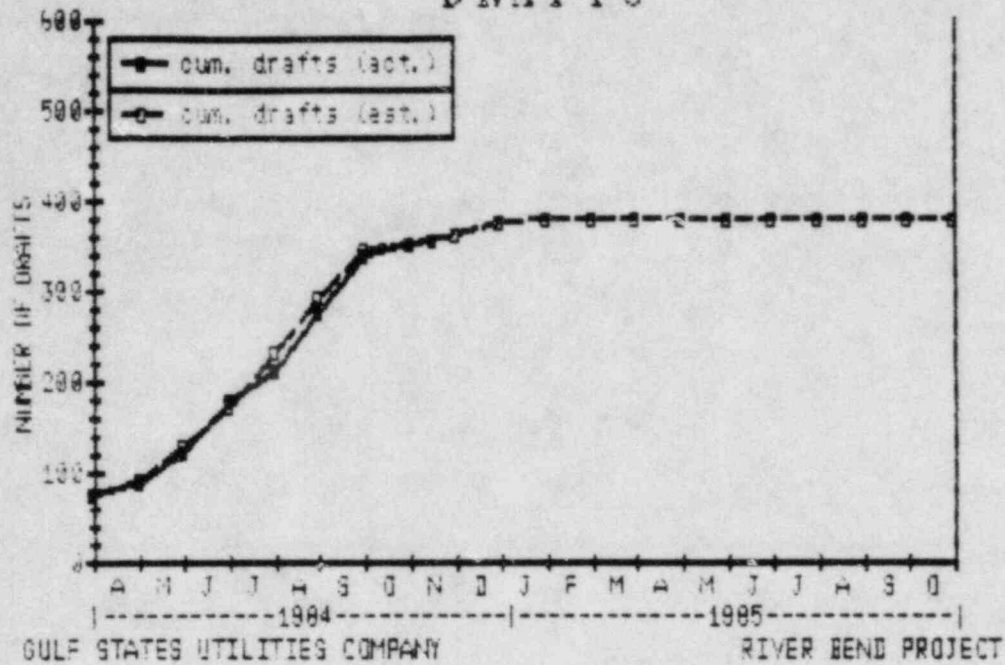


OPERATIONS WORKING PROCEDURES CUMULATIVE APPROVALS

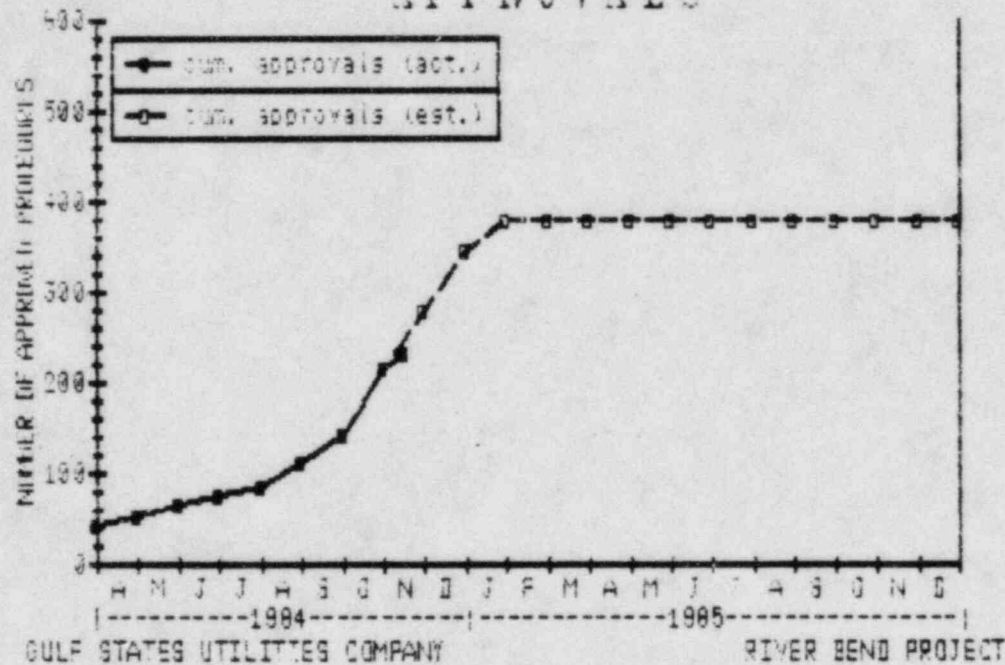


Data as
of 11/16/84

RAD DEPT. WORKING PROCEDURES CUMULATIVE DRAFTS

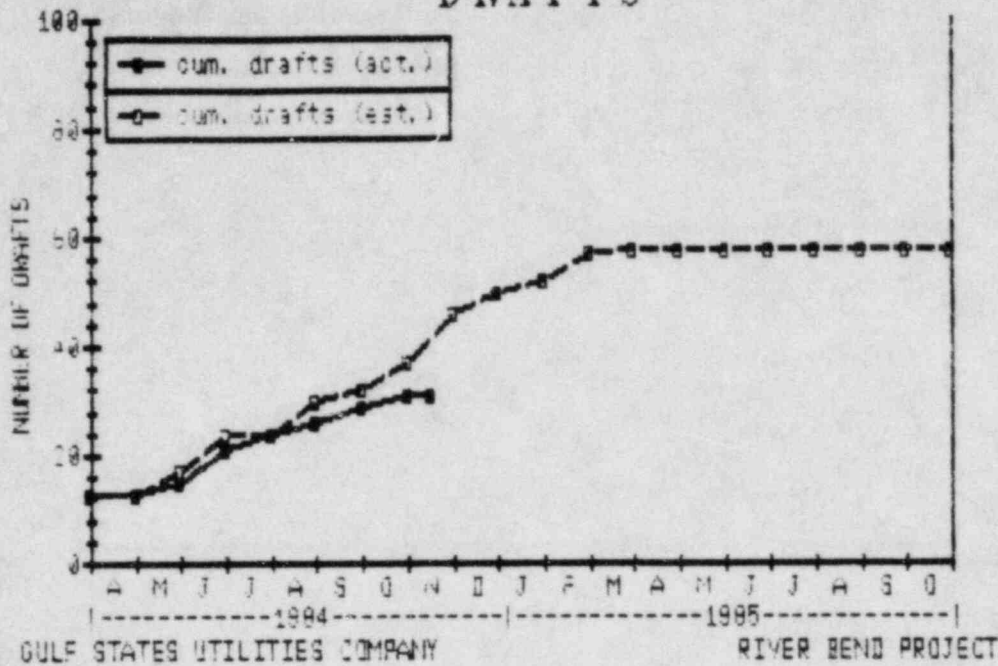


RAD DEPT. WORKING PROCEDURES CUMULATIVE APPROVALS

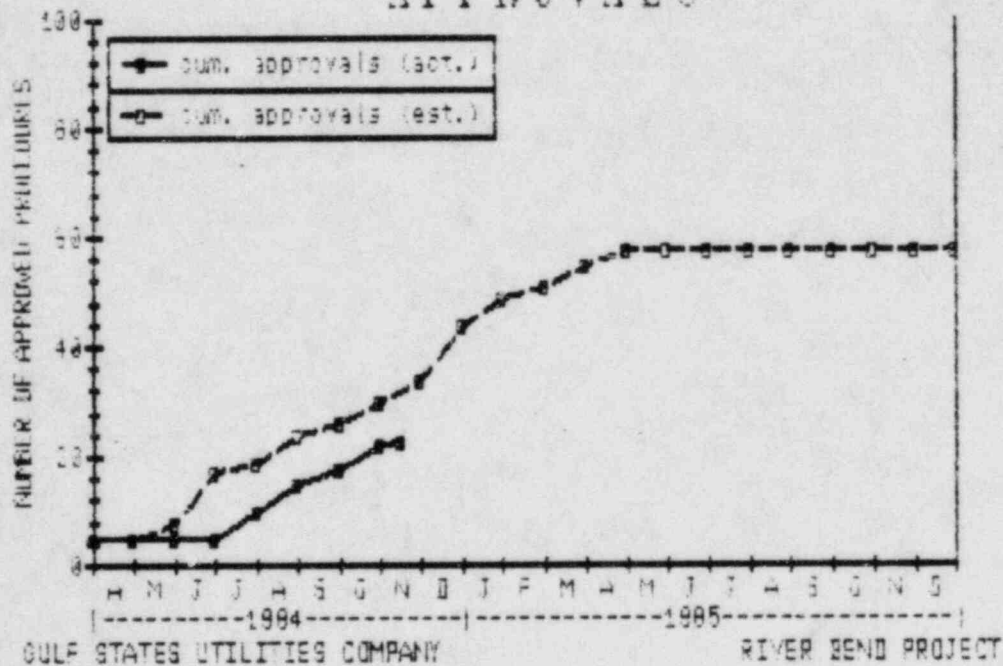


Data as
of 11/16/84

TECH-STAFF WORKING PROCEDURES CUMULATIVE DRAFTS



TECH-STAFF WORKING PROCEDURES CUMULATIVE APPROVALS



Data as
of 11/16/84