

ARIZONA PUBLIC SERVICE COMPANY

CEN-251(V)-NP
Revision 01

PVNGS-1 CYCLE 1
CPC AND CEAC
DATA BASE LISTING

COMBUSTION ENGINEERING, INC.
Nuclear Power Systems
Power Systems Group
Windsor, Connecticut 06095

SEPTEMBER, 1984

8412100273 841203
PDR ADDCK 05000528
A PDR

LEGAL NOTICE

This response was prepared as an account of work sponsored by Combustion Engineering, Inc. Neither Combustion Engineering nor any person acting on its behalf:

- a. Makes any warranty or representation, express or implied including the warranties of fitness for a particular purpose or merchantability, with respect to the accuracy, completeness, or usefulness of the information contained in this response, or that the use of any information, apparatus, method, or process disclosed in this response may not infringe privately owned rights; or
- b. Assumes any liabilities with respect to the use of, or for damages resulting from the use of, any information, apparatus, method or process disclosed in this response.

ABSTRACT

This document provides the data base constants for the Core Protection Calculator System consistent with the functional design described in the CPC Functional Design Specification (Reference 1), the CEAC Functional Design Specification (Reference 2), and the CPC/CEAC Software Modifications for System 80 (Reference 3). The data base constants are contained in data files in Section 3.1. These files use nomenclature and vector location numbers consistent with the CPC FORTRAN Simulation Code. Section 3.2 contains a cross-reference table which correlates the CPC FORTRAN Simulation Code nomenclature to the CPC and CEAC Functional Design Specification nomenclature. Initialization criteria are contained in Section 3.3.

The constants contained in this document are applicable to the first fuel cycle operation of the PVNGS-1 plant.

TABLE OF CONTENTS

<u>Section</u>	<u>Title</u>	<u>Page No.</u>
1.0	INTRODUCTION	5
1.1	PURPOSE	5
1.2	SCOPE	5
1.3	APPLICABILITY	6
1.4	REFERENCES	6
2.0	SUMMARY	7
3.0	DATA BASE CONSTANTS	8
3.1	DATA FILE	9
3.2	CROSS-REFERENCE TABLE	50
3.3	INITIALIZATION CRITERIA	67
3.4	ADDITIONAL COMMENTS	68

1.0 INTRODUCTION

1.1 PURPOSE

The purposes of this document are:

- (1) To specify the CPC and CEAC data base constants applicable to the PVNGS-1 Cycle 1 software described by References 1, the CPC Functional Design Specification, Reference 2, the CEA Calculator Functional Design Specification, and Reference 3, the CPC/CEAC Software Modifications for System 80.
- (2) To serve as the design interface document between C-E engineering groups responsible for the specification and implementation, respectively, of the CPC/CEAC design.

1.2 SCOPE

The CPC/CEAC system, as functionally described in References 1 and 2, and as modified by Reference 3, is implemented in assembly language and also exists as a FORTRAN simulation. This document provides:

- (1) Data base values for the protection system algorithm constants denoted by References 1, 2 and 3 for use in the assembly language implementation and
- (2) Selected data base values for those protection system algorithm and simulation associated constants required by the FORTRAN Simulation Code, and
- (3) Initialization criteria required by the system implementation group and specified in Reference 1, Section 3.6.

1.3 APPLICABILITY

The data base constants specified by this document are applicable to:

- (1) the CPC and CEAC protection systems described in References 1, 2 and 3.
- (2) the PVNGS-1 Cycle 1 Verification and Certification of the CPC FORTRAN Simulation Code.

1.4 REFERENCES

1. Functional Design Specification for a Core Protection Calculator, CEN-147(S)-NP, January, 1981.
2. Functional Design Specification for a Control Element Assembly Calculator, CEN-148(S)-NP, January, 1981.
3. CPC/CEAC Software Modifications for System 80, Enclosure 1-NP to LD-82-039, March, 1982.

2.0


SUMMARY


This document contains a compilation of CPC and CEAC constants. These constants are applicable to PVNGS-1 Cycle 1 operation. The sources of these constants and their bases are included in the Reference section. These references reside in the CPC design file.


The data base constants contained within this section define a FORTRAN data file []. In some cases, data arrays in the data file exceed the dimensions specified by References 1, 2 and 3. This is done to allow for possible expansion of some data constants at a future date.

Section 3.2 contains a cross-reference list. This list is provided to assure consistency between the system functional design nomenclature and the FORTRAN Simulation Code nomenclature. The left hand column contains FORTRAN constant names as found in the data file in Section 3.1. The middle column contains the vector location associated with the FORTRAN file. The right hand column contains the corresponding constant name as found in the functional design specifications, References 1 and 2, and as modified by Reference 3.

It is noted that the CPC FORTRAN Simulation Code requires additional constants to simulate certain hardware and executive system features. Corresponding constants are not required by the CPC and CEAC functional design specifications. This is reflected in the data base listing. Only the constants that are relevant to the protection system algorithms, as described by References 1, 2 and 3 have a symbolic name in the right hand column of Section 3.2.








3.3 INITIALIZATION CRITERIA

Section 3.6 of Reference 1, defines initialization and initialization criteria. The generic values for the initialization constants are:



During initialization, the variables to which the above constants apply are chosen to always approach steady-state from the conservative direction.

3.4 ADDITIONAL COMMENTS

3.4.1 Determination of Constants


The constants contained in Section 3.1 have been prepared in accordance with Quality Assurance of Design Procedures with the exception of:

- (1) Additional Flow Related Constants

<u>Constant</u>	<u>Vector Location</u>
[]

With respect to Item 1 above, the CPC software design includes the flexibility to use these constants to accommodate future expansion of system capabilities. Because these constants do not effect the present design, they are not required to be quality assured.

[]
---	---



3.4.2 Conversion Factors

Certain constants are required for execution of the CPC FORTRAN Simulation Code. These constants are not required for input to the CPC Software Design implementation process, but are quality assured within the scope of this document.

Constant

Vector Location



3.4.3 Multiply - Defined Constants

Several constants are specified in more than one data base location. These constants either use the same variable name and memory location, or have different variable names and memory locations due to individual program usage. These constants are listed here to ensure that if one of these constants is changed, all locations using the specified constants are changed. The multiply - defined constants are:

CONSTANT

VECTOR
LOCATION

PROGRAM

COMMENT