

SOUTHERN CALIFORNIA EDISON, SAN ONOFRE
NUCLEAR GENERATING STATION 2 (SONGS 2)

DOCKETS 50-361

CEN 266(S)-NP
Revision 01-NP

SONGS-2 CPC AND CEAC
DATA BASE LISTING

October, 1984

COMBUSTION ENGINEERING, INC.
Nuclear Power System Group
Windsor, Connecticut 06095

841119C441 841115
PDR ADOCK 05000361
P PDR

LEGAL NOTICE

This response was prepared as an account of work sponsored by Combustion Engineering, Inc. Neither Combustion Engineering nor any person acting on its behalf:

a. Makes any warranty or representation, express or implied including the warranties of fitness for a particular purpose or merchantability, with respect to the accuracy, completeness, or usefulness of the information contained in this response, or that the use of any information, apparatus, method, or process disclosed in this response may not infringe privately owned rights; or

b. Assumes any liabilities with respect to the use of, or for damages resulting from the use of, any information, apparatus, method or process disclosed in this response.

ABSTRACT

This document provides the data base constants for the Core Protection Calculator System consistent with the functional design described in the CPC Functional Design Specification (Reference 1), the CEAC Functional Design Specification (Reference 2), the certified CPC FORTRAN Simulation Code, the CPC/CEAC software Modification for SONGS Units 2 and 3 (Reference 3) and the CPC/CEAC Software Modification for System 80 (Reference 4). The data base constants are contained in data files in Section 3.1. These files use nomenclature and vector location numbers consistent with the CPC FORTRAN Simulation Code. Section 3.2 contains a cross-reference table which correlates the CPC FORTRAN Simulation Code nomenclature to the CPC and CEAC Functional Design Specification nomenclature. In addition to the data base constants, initialization criteria are contained in Section 3.3.

The constants contained in this document are applicable to the Revision 03 to the SONGS-2 CPC/CEAC System Software. This revision is applicable to SONGS-2 Cycle 2.

4

TABLE OF CONTENTS

<u>Section</u>	<u>Title</u>	<u>Page No.</u>
1.0	INTRODUCTION	5
1.1	PURPOSE	5
1.2	SCOPE	5
1.3	APPLICABILITY	6
1.4	REFERENCES	6
2.0	SUMMARY	7
3.0	DATA BASE CONSTANTS	8
3.1	DATA FILE	9
3.2	CROSS-REFERENCE TABLE	47
3.3	INITIALIZATION CRITERIA	64
3.4	ADDITIONAL COMMENTS	65

1.0 INTRODUCTION

1.1 PURPOSE

The purpose of this document is:

- (1) To specify the CPC and CEAC data base constants applicable to the SONGS-2 Rev. 03 software described by References 1, the CPC Functional Design Specification, Reference 2, the CEA Calculator Functional Design Specification, Reference 3 and 4 the CPC/CEAC software Modification for, SONGS 2 and 3 and System 80.
- (2) To serve as the design interface document between C-E engineering groups responsible for the specification and implementation respectively, of the CPC/CEAC design.

1.2 SCOPE

The CPC/CEAC system, as functionally described in References 1, 2 and as modified by References 3 and 4, is implemented in assembly language and also exists as a FORTRAN simulation. This document provides:

- (1) Data base values for the protection system algorithm constants denoted by References 1, 2, 3 and 4, for use in the assembly language implementation and
- (2) Selected data base values for those protection system algorithm and simulation associated constants required by the FORTRAN Simulation Code, and
- (3) Initialization criteria required by the system implementation group and specified in References 1, Section 3.6.

1.3 APPLICABILITY

The data base constants specified by this document are applicable to:

- (1) the CPC and CEAC protection systems described in References 1, 2, 3 and 4.
- (2) the SONGS-2 CPC FORTRAN Simulation Code.

1.4 REFERENCES

- 1.4.1 Functional Design Specification For a Core Protection Calculator, CEN-147(S)-NP, January, 1981.
- 1.4.2 Functional Design Specification for a Control Element Assembly Calculator, CEN-148(S)-NP, January, 1981.
- 1.4.3 CPC/CEAC Software Modifications for San Onofre Nuclear Generation Station Units No. 2 and 3, CEN-281 (s)-NP, Revision 01, November 1984.
- 1.4.4 Dockets STN-50-470F, Enclosure 1-NP to LD-82-039, CPC/CEAC Software Modifications for System 80, March, 1982.

2.0

SUMMARY

This document contains a compilation of CPC and CEAC constants. These constants are applicable to SONGS-2 operation. The sources of these constants and their bases are included in the References section. These References reside in the CPC design file.


DATA BASE CONSTANTS


The data base constants contained within this section define a FORTRAN data file []. In some cases, data arrays in the data file exceed the dimensions specified by References 1, 2, 3 and 4. This is done to allow for possible expansion of some data constants at a future date.


Section 3.2 contains a cross-reference list. This list is provided to assure consistency between the system functional design nomenclature and the FORTRAN Simulation Code nomenclature. The left hand column contains FORTRAN constant names as found in the data file in Section 3.1. The middle column contains the vector location associated with the FORTRAN file. The right hand column contains the corresponding constant name as found in the functional design specifications, References 1, 2 and as modified by References 3 and 4.


It is noted that the CPC FORTRAN Simulation Code requires additional constants to simulate certain hardware and executive system features. Corresponding constants are not required by the CPC and CEAC functional design specifications. This is reflected in the data base listing. The only constants which are relevant to the protection system algorithms, as described by References 1, 2, 3 and 4, are the constants which have a symbolic name in the right hand column of Section 3.2.


A large, empty rectangular frame with a thick black border, spanning most of the page's width and height. The frame is intended for a cross-reference table but is currently blank.














3.3

INITIALIZATION CRITERIA

Section 3.6 of Reference 1 defines initialization and initialization criteria. The values for the initialization constants are:

[]

During initialization, the variables to which the above constants apply always approach steady-state from the conservative direction.


3.4 ADDITIONAL COMMENTS

3.4.1 Determination of Constants

The constants contained in Section 3.1 have been prepared in accordance with Quality Assurance of Design Procedures with the exception of:


- (1) Part-Loop Pump Dependent Constants

<u>Constant</u>	<u>Vector Location</u>



3.4.2 Conversion Factors

Certain constants are required for execution of the CPC FORTRAN Simulation Code. These constants are not required for input to the CPC Software Design implementation process, but are quality assured within the scope of this document.

<u>Constant</u>	<u>Vector Location</u>
	

3.4.3 Multiply - Defined Constants

Several constants are specified in more than one data base location. These constants either use the same variable name and memory location, or have different variable names and memory locations due to individual program usage. These constants are listed below, so that if one of these constants is changed, all locations using this constants will be corrected.

CONSTANT VECTOR
LOCATION PROGRAM COMMENT

<u>CONSTANT</u>	<u>VECTOR</u> <u>LOCATION</u>	<u>PROGRAM</u>	<u>COMMENT</u>
-----------------	----------------------------------	----------------	----------------

COMBUSTION ENGINEERING, INC.