INSERVICE INSPECTION PLAN
FOR
THE COMMONWEALTH EDISON COMPANY
LASALLE COUNTY NUCLEAR STATION
UNITS 1 & 2
SECOND TEN-YEAR INSERVICE
INSPECTION INTERVAL

REVISION 1
02-02-96

9602120078 960205
PDR ADOCK 05000373
Q PDR

TABLE OF CONTENTS

- TITLE PAGE — Page TP-1
- TABLE OF CONTENTS — Page TOC-1
- SECTION 1 - ISI PLAN SUMMARY — Pages 1-1 thru 1-5
- SECTION 2 - INTRODUCTION — Pages 2-1 thru 2-5
- SECTION 3 - DRAWINGS — Pages 3-1 thru 3-4
- SECTION 4 - UNIT 1 ISI SUMMARY TABLE — Pages 4-1 thru 4-10
- SECTION 5 - UNIT 2 ISI SUMMARY TABLE — Pages 5-1 thru 5-8
- SECTION 6 - UNIT 1 COMPONENT SUPPORT INSPECTION SUMMARY TABLE — Pages 6-1 thru 6-2
- SECTION 7 - UNIT 2 COMPONENT SUPPORT INSPECTION SUMMARY TABLE — Pages 7-1 thru 7-2
- SECTION 8 - ISI COMPONENT RELIEF REQUESTS — Page 8-1 thru 8-37
- SECTION 9 - UNIT 1 PRESSURE TESTING SUMMARY TABLE — Page 9-1 thru 9-5
- SECTION 10 - UNIT 2 PRESSURE TESTING SUMMARY TABLE — Pages 10-1 thru 10-5
- SECTION 11 - PRESSURE TESTING RELIEF REQUESTS — Page 11-1 thru 11-20
- SECTION 12 - CODE CASES — Pages 12-1 thru 12-4
- SECTION 13 - REFERENCES — Pages 13-1 thru 13-3

SECTION 1

ISI PLAN SUMMARY

SECTION 1 - ISI PLAN SUMMARY

1.0 DESCRIPTIONS OF PLAN CONTENTS

1.1 Title Page

Provides the title, current revision and issue date for the Inservice Inspection (ISI) Plan.

1.2 Table of Contents

Provides the organizational format for the ISI Plan.

1.3 Section 1 - ISI Plan Summary

Provides an overview of the contents of the ISI Plan.

1.4 Section 2 - Introduction

Provides the scope and bases for the ISI Plan including information on the classification of systems and augmented inspection requirements.

1.5 Section 3 - Drawings

Provides a tabular summary of the applicable ISI Piping and Instrument Diagrams (P&ID's) and the ISI Isometric Drawings.

1.6 Sections 4 & 5 - Units 1 & 2 ISI Summary Tables

The Unit 1 & 2 ISI Summary Tables provide the following information:

1.6.1 Examination Category

Provides the Examination Category as identified in the American Society of Mechanical Engineers Boiler & Pressure Vessel Code (ASME) Section XI, Tables IWB-2500-1, IWC-2500-1 and IWD-2500-1. Only those categories applicable to LaSalle County Nuclear Station are identified.

1.6.2 Item Number and Description

Provides the Item Number and Description as defined in ASME Section XI, Tables IWB-2500-1, IWC-2500-1 and IWD-2500-1. Only those items applicable to LaSalle County Nuclear Station are identified.

1.6.3 Number of Components

Provides the population of components potentially subject to examination. The number of components actually examined during the inspection interval will be based on the ASME Section XI Code requirements for the subject Item Number.

1.6.4 Exam Requirements

Provides the examination method(s) required by the applicable ASME Section XI Item Number.

1.6.5 Relief Request/Code Case

Identifies by number the Relief Request(s)/Code Case applicable to the subject Item Number, if any. If a Relief Request is identified, the details can be found in Section 10, ISI RELIEF REQUESTS.

1.7 Sections 6 & 7 - Units 1 & 2 Component Support Inspection Summary Tables

Development of the Unit 1 & 2 Component Support Summary Tables is based on ASME Section XI, Code Case N-491. The tables provide the following information:

1.7.1 Examination Category

Provides the Examination Category as identified in ASME Section XI, Table IWF-2500-1. Only those categories applicable to LaSalle County Nuclear Station are identified.

1.7.2 Item Number and Description

Provides the Item Number and Description as defined in ASME Section XI, Table IWF-2500-1. Only those items applicable to LaSalle County Nuclear Station are identified.

1.7.3 Number of Components

Provides the population of components potentially subject to examination. The number of components actually examined during the inspection interval will be based on the ASME Section XI Code requirements for the subject Item Number.

1.7.4 Relief Request/Code Case

Identifies by number the Relief Request(s)/Code Case applicable to the subject Item Number, if any. If a Relief Request is identified, the details can be found in Section 10, ISI RELIEF REQUESTS.

1.8 Section 8 - ISI Component Relief Requests

This section contains Relief Requests written in accordance with 10 CFR 50.55a (g)(5) when specific ASME Section XI ISI requirements are considered impractical. The enclosed Relief Requests are subject to change throughout the inspection interval. If any examination requirements are determined to be impractical during the course of the inspection interval, additional or modified Relief Requests will be submitted in accordance with 10 CFR 50.55a (g)(5).

1.9 Sections 9 & 10 - Units 1 & 2 Pressure Testing Summary Tables

The Unit 1 & 2 Pressure Testing Summary Tables provide the following information:

1.9.1 Examination Category

Provides the Examination Category as identified in ASME Section XI, Tables IWB-2500-1, IWC-2500-1 and IWD-2500-1. Only those categories applicable to LaSalle County Nuclear Station are identified.

1.9.2 Item Number and Description

Provides the Item Number and Description as defined in ASME Section XI, Tables IWB-2500-1, IWC-2500-1 and IWD-2500-1. Only those items applicable to LaSalle County Nuclear Station are identified.

1.9.3 Relief Request/Code Case

Identifies by number the Relief Request(s)/Code Case applicable to the subject Item Number, if any. If a Relief Request is identified, the details can be found in Section 10, ISI RELIEF REQUESTS.

1.10 Section 11 - Pressure Testing Relief Requests

This section contains Relief Requests, specifically related to the pressure testing program, written in accordance with 10 CFR 50.55a (g)(5) when specific ASME Section XI ISI requirements are considered impractical. The enclosed Relief Requests are subject to change throughout the inspection interval. If any examination requirements are determined to be impractical during the course of the inspection interval, additional or modified Relief Requests will be submitted in accordance with 10 CFR 50.55a (g)(5).

1.11 Section 12 - Code Cases

This section contains the Code Cases listed in Regulatory Guide 1.147, Inservice Inspection Code Case Acceptability ASME Section XI Division 1, applicable to LCNS that are, or may be, utilized in the implementation of this ISI Plan.

1.12 Section 13 - References

This section provides a listing of the documents utilized in the preparation of this ISI Plan.

SECTION 2

INTRODUCTION

SECTION 2 - INTRODUCTION

1.0 SCOPE

1.1 This ISI Plan outlines the applicable rules and requirements for the Non-Destructive Examination (NDE) of ISI Class 1, 2 and 3 (Equivalent to Quality Groups A, B and C) pressure retaining components and their supports at LaSalle County Nuclear Station Units 1 & 2 (LCNS).

1.2 This ISI Plan will be in effect for the entirety of the ISI Program second ten-year inspection interval at LCNS. The effective dates for each unit are as follows:

Unit 1 - November 23, 1994 through November 22, 2004.

Unit 2 - October 17, 1994 through October 16, 2004.

1.3 The sections that follow present a summary of the documents and actions required for the execution of the ISI Plan. The details of the ISI Program are contained in other documents which are available at LCNS.

1.4 The Inservice Testing (IST) of pumps and valves is addressed in a separate Plan.

2.0 ISI PLAN BASES

2.1 This Plan was developed in accordance with the requirements of 10 CFR 50.55a including all published changes through November 22, 1993 and October 16, 1993 for Units 1 and 2 respectively, and the 1989 Edition of ASME Section XI. This Plan addresses Subsections IWA, IWB, IWC, IWD and IWF of ASME Section XI, and utilizes Inspection Program B as defined therein.

2.2 The commercial service dates for LCNS Units 1 and 2 are January 1, 1984 and October 17, 1984 respectively. At the end of the first fuel cycle, Unit 1 endured a refueling outage that lasted 329 consecutive days. Paragraph IWA-2430(e) of ASME Section XI allows an inspection interval to be extended for a period of time equivalent to the duration of a continuous outage that exceeds six months. Therefore, the start date of the Unit 1 second inspection interval reflects an extension of the first inspection interval by 329 days.

2.3 The following documents present detailed bases for the contents of this Plan:

2.3.1 BASES DOCUMENT FOR LASALLE COUNTY STATION UNITS

1 & 2 SECOND INTERVAL INSERVICE INSPECTION PROGRAMS

2.3.2 PIPING & COMPONENT SUPPORT AND INTEGRAL ATTACHMENT BASES DOCUMENT FOR LASALLE COUNTY STATION UNITS 1 & 2 SECOND INTERVAL INSERVICE INSPECTION PROGRAMS

3.0 SYSTEM CLASSIFICATION

3.1 The construction permits for LCNS Units 1 and 2 were issued on September 10, 1973. The construction codes utilized are identified in the LCNS Final Safety Analysis Report (FSAR), Section 3.2, Tables 3.2-2, 3.2-3 and 3.2-4 for general categories of components.

3.2 The system classifications used for the ISI Program are based on 10 CFR 50 and Regulatory Guide 1.26, Revision 3. These classifications were developed for the sole purpose of assigning appropriate ISI requirements for water, steam and radioactive waste containing components.

3.3 Components within the reactor coolant pressure boundary, as defined in 10 CFR 50.2, are designated as ISI Class 1. Other safety related components are designated as ISI Class 2 or 3 in accordance with Regulatory Guide 1.26, Revision 3. Pursuant to 10 CFR 50.55a, paragraph (a)(1), the ISI requirements of ASME Section XI, are assigned to these components within the constraints of existing plant design.

3.4 The LCNS P&ID's show the classification boundaries. The LCNS ISI Program includes color coded Classification Boundary Drawings (CBD's) which show the ISI classification boundaries. A listing of the ISI Class 1, 2 and 3 systems, including acronyms, and their associated CBD's can be found in Section 3 of this Plan.

3.5 The LCNS ISI Isometric Drawings show the location of piping and components subject to ISI. A listing of these drawings can be found in Section 2 of this Plan.

4.0 AUGMENTED ISI REQUIREMENTS

4.1 Augmented inspections are those which fall outside the scope of ASME Section XI requirements, but which are included in the scope of the ISI Program due to licensing and regulatory commitments.

4.2 The augmented inspections that will be performed in the second ISI interval belong in one of the three following categories:

A. Alternative examinations imposed by Relief Requests.

B. Augmented inspections required by the commission (i.e. Generic Letters and NUREG's).

C. Miscellaneous docketed commitments.

Category A above is addressed elsewhere in this ISI Plan. The Category B and C augmented inspections are summarized in the following paragraphs

4.3 LCNS is complying with the following augmented ISI requirements in accordance with the latest pertinent licensing agreements:

4.3.1 Generic Letter 88-01, NRC Position on IGSCC in BWR Austenitic Stainless Steel Piping.

4.3.2 LaSalle FSAR responses to NRC questions 111.72 and 111.81, Examination of the High Energy Line Break (HELB) Exclusion Region.

4.3.3 NUREG-0519, Safety Evaluation Report Related to the Operation of LaSalle County Station Units 1 and 2, Examination of the Reactor Building Closed Cooling Water System.

4.3.4 NUREG-0619, Examination of Feedwater Nozzles.

4.3.5 I.E. Bulletin No. 80-13, Examination of High and Low Pressure Core Spray Spargers.

4.3.6 Examination of Reactor Core Isolation Coolant lines exempt per ASME Section XI, Subsection IWC, Paragraph 1220(b).

4.3.7 NUREG-0800, Examination of Class D+ pressure retaining components, LaSalle Main Steam lines from the first outside containment isolation valves to the turbine stop valves.

4.3.8 NUREG-CR-3052, Closeout of I.E. Bulletin 80-07: Jet Pump Assembly Failure. Ultrasonic Examination of jet pump hold down beams once each ISI Interval.

SECTION 3

DRAWINGS

SECTION 3 - DRAWINGS

LASALLE COUNTY NUCLEAR STATION
ISI CLASSIFICATION BOUNDARY DRAWINGS

SYSTEM	UNIT 1 DWG. NO.	UNIT 2 DWG. NO.	ACRONYM
MAIN STEAM	M-55	M-116	MS
EXTRACTION STEAM	M-56	M-117	ES
FEEDWATER	M-57	M-118	FW
DRYWELL PNEUMATIC	M-66	M-66	IN
CYCLED CONDENSATE STORAGE	M-74	M-127	CY
CLEAN CONDENSATE STORAGE	M-75	M-75	MC
INSTRUMENT AIR	M-81	M-81	IA
SERVICE AIR	M-82	M-82	SA
DIESEL GENERATOR AUXILIARY	M-83	M-83	DG
DIESEL OIL	M-85	M-132	DO
PRIMARY CONTAINMENT CHILLED WATER	M-86	M-133	VP
CSCS EQUIPMENT COOLING WATER	M-87	M-134	
REACTOR BUILDING CLOSED COOLING WATER	M-90	M-136	WR
REACTOR BUILDING EQUIPMENT DRAINS	M-91	M-137	RF
PRIMARY CONTAINMENT VENT AND PURGE	M-92	M-138	VQ
NUCLEAR BOILING AND REACTOR RECIRCULATING	M-93	M-139	NB & RR
LOW PRESSURE CORE SPRAY	M-94	M-140	LP, LPCS
HIGH PRESSURE CORE SPRAY	M-95	M-141	HP, HPCS
RESIDUAL HEAT REMOVAL	M-96	M-142	RH, RHRS
REACTOR WATER CLEANUP	M-97	M-143	RT
FUEL POOL COOLING AND DEMINERALIZING	M-98	M-98 & M-144	FC
STANDBY LIQUID CONTROL	M-99	M-145	SC
CONTROL ROD DRIVE HYDRAULICS	M-100	M-146	RD
REACTOR CORE ISOLATION COOLANT	M-101	M-147	RI, RCIC

SYSTEM	UNIT 1 DWG. NO.	UNIT 2 DWG. NO.	ACRONYM
CONTAINMENT COMBUSTIBLE GAS CONTROL	M-130	M-130	HG
CONTAINMENT MONITORING	M-156	M-158	CM

LASALLE COUNTY NUCLEAR STATION
ISI ISOMETRIC DRAWINGS

SYSTEM	UNIT 1 DRAWING NUMBER(S)	UNIT 2 DRAWING NUMBER(S)
FUEL POOL COOLING AND DEMINERALIZING	ISI-FC-1029	ISI-FC-2006, 2007
FEEDWATER	ISI-FW-1001 THROUGH ISI-FW-1003	ISI-FW-2001, 2, 4, 5
HIGH PRESSURE CORE SPRAY	ISI-HP-1001 THROUGHISI-HP-1007	ISI-HP-2001 THROUGHISI-HP-2008
LOW PRESSURE CORE SPRAY	ISI-LP-1001 THROUGH ISI-LP-1003 ISI-LP-1010 THROUGH ISI-LP-1014	ISI-LP-2001 THROUGH ISI-LP-2003 ISI-LP-2010 THROUGH ISI-LP-2014
MAIN STEAM	ISI-MS-1001 THROUGH ISI-MS-1010, 1012,1014,1016,1018,1019,1022,1024, 1026,1028,1030,1032,1034. ISI-MS-1036 THROUGH ISI-MS-1046 ISI-MS-1048 THROUGH ISI-MS-1049 ISI-MS-1051 THROUGH ISI-MS-1055	ISI-MS-2001 THROUGH ISI-MS-2004, 5,6,7,8,9,10,12,14,16,18,20,22,24,26, 28,30,32,34 ISI-MS-2036 THROUGH ISI-MS-2046 ISI-MS-2048 THROUGH ISI-MS-2049 ISI-MS-2051 THROUGH ISI-MS-2055
NUCLEAR BOILER	ISI-NB-1001 THROUGH ISI-NB-1002	ISI-NB-2001 THROUGH ISI-NB-2002
REACTOR RECIRCULATION	ISI-RR-1001 THROUGH ISI-RR-1003 ISI-RR-1005 THROUGH ISI-RR-1010	ISI-RR-2001 THROUGH ISI-RR-2003 ISI-RR-2005 THROUGH ISI-RR-2010
REACTOR CORE ISOLATION COOLANT	ISI-RI-1001 THROUGH ISI-RI-1003	ISI-RI-2001 THROUGH ISI-RI-2003
REACTOR WATER CLEANUP	ISI-RT-1001	ISI-RT-2001
RESIDUAL HEAT REMOVAL	ISI-RH-1001 THROUGH ISI-RH-1079 ISI-RH-1126 THROUGH ISI-RH-1128	ISI-RH-2001 THROUGH ISI-RH-2056 ISI-RH-2058 THROUGH ISI-RH-2083

SECTION 4

UNIT 1 ISI SUMMARY TABLE

UNIT 1
ISI SUMMARY TABLE

EXAM CATEGORY	ITEM NO.	DESCRIPTION	NUMBER OF NON-EXEMPT COMPONENTS	APPROX. NO. OF COMPONENTS TO BE INSPECTED EACH PERIOD	TOTAL NO. OF COMPONENTS TO BE INSPECTED THIS INTERVAL	EXAMINATION REQUIREMENTS	RELIEF REQUEST/ CODE CASE
B-A	B1.11	CIRCUMFERENTIAL SHELL WELDS	5	2 (NOTE 4)	5	VOLUMETRIC	
	B1.12	LONGITUDINAL SHELL WELDS	15	5 (NOTE 4)	15	VOLUMETRIC	
	B1.21	CIRCUMFERENTIAL HEAD WELDS	4	2 (NOTE 4)	4	VOLUMETRIC	
	B1.22	MERIDIONAL HEAD WELDS	30	10 (NOTE 4)	30	VOLUMETRIC	
	B1.30	SHELL TO FLANGE WELD	1	1 (NOTE 5)	1	VOLUMETRIC	
	B1.40	HEAD TO FLANGE WELD	1	1 (NOTE 5)	1	VOLUMETRIC & SURFACE	
B-D	B3.90	REACTOR VESSEL NOZZLE TO VESSEL WELDS	33	11 (NOTE 4)	33	VOLUMETRIC	
	B3.100	REACTOR VESSEL NOZZLE INSIDE RADIUS SECTION	33	11	33	VOLUMETRIC	CR-09
B-E	B4.11	VESSEL NOZZLE PARTIAL PENETRATION WELDS	11	11 (NOTE 1 & 4)	11	VISUAL, VT-2	
	B4.12	CONTROL ROD DRIVE NOZZLE PARTIAL PENETRATION WELDS	185	185 (NOTE 1 & 4)	185	VISUAL, VT-2	
	B4.13	INSTRUMENTATION NOZZLE PARTIAL PENETRATION WELDS	55	55 (NOTE 1 & 4)	55	VISUAL, VT-2	
B-F	B5.10	REACTOR VESSEL NPS 4" OR LARGER NOZZLE TO SAFE END BUTT WELDS	23	8	23	VOLUMETRIC & SURFACE	CR-04
	B5.130	PIPING NPS 4" OR LARGER DISSIMILAR METAL BUTT WELDS	21	7	21	VOLUMETRIC & SURFACE	CR-04

UNIT 1
ISI SUMMARY TABLE

EXAM CATEGORY	ITEM NO.	DESCRIPTION	NUMBER OF NON-EXEMPT COMPONENTS	APPROX. NO. OF COMPONENTS TO BE INSPECTED EACH PERIOD	TOTAL NO. OF COMPONENTS TO BE INSPECTED THIS INTERVAL	EXAMINATION REQUIREMENTS	RELIEF REQUEST/ CODE CASE
B-G-1	B6.10	REACTOR VESSEL CLOSURE HEAD NUTS	68	23	68	SURFACE	CR-06
	B6.20	REACTOR VESSEL CLOSURE STUDS, IN PLACE	68	23	68	VOLUMETRIC	CR-07
	B6.30	REACTOR VESSEL CLOSURE STUDS, WHEN REMOVED	68	23 (NOTE 4)	68	VOLUMETRIC & SURFACE	CR-07
	B6.40	REACTOR VESSEL THREADS IN FLANGE	68	23	68	VOLUMETRIC	
	B6.50	REACTOR VESSEL CLOSURE WASHERS, BUSHINGS	68	23	68	VISUAL, VT-1	
	B6.180	PUMP BOLTS AND STUDS	2	1	2	VOLUMETRIC	
	B6.190	PUMP FLANGE SURFACE	2	1	2	VISUAL, VT-1	
	B6.200	PUMP NUTS, BUSHINGS, AND WASHERS	2	1	2	VISUAL, VT-1	
	B6.210	VALVE BOLTS AND STUDS	4	1	4	VOLUMETRIC	
	B6.220	VALVE FLANGE SURFACE	4	1	4	VISUAL, VT-1	
	B6.230	VALVE NUTS, BUSHINGS, AND WASHERS	4	1	4	VISUAL, VT-1	
B-G-2	B7.50	PIPING BOLTS, STUDS, AND NUTS	30	(NOTE 6)	(NOTE 6)	VISUAL, VT-1	
	B7.70	VALVE BOLTS, STUDS, AND NUTS	97	(NOTE 6)	(NOTE 6)	VISUAL, VT-1	
	B7.80	CRD HOUSING BOLTS, STUDS, AND NUTS	185	(NOTE 8)	(NOTE 8)	VISUAL, VT-1	CR-16
B-H	B8.10	REACTOR VESSEL INTEGRALLY WELDED ATTACHMENTS	7	3	7	VOLUMETRIC OR SURFACE	

UNIT 1
ISI SUMMARY TABLE

EXAM CATEGORY	ITEM NO.	DESCRIPTION	NUMBER OF NON-EXEMPT COMPONENTS	APPROX. NO. OF COMPONENTS TO BE INSPECTED EACH PERIOD	TOTAL NO. OF COMPONENTS TO BE INSPECTED THIS INTERVAL	EXAMINATION REQUIREMENTS	RELIEF REQUEST/ CODE CASE
B-J	B9.11	CIRCUMFERENTIAL WELDS NPS 4" OR LARGER	628	53	157	SURFACE & VOLUMETRIC	CR-01 CR-04
	B9.12	LONGITUDINAL WELDS NPS 4" OR LARGER	388	(NOTE 7)	(NOTE 7)	SURFACE & VOLUMETRIC	CR-01 CR-15
	B9.21	CIRCUMFERENTIAL WELDS LESS THAN NPS 4"	11	1	3	SURFACE	
	B9.31	BRANCH PIPE CONNECTION WELDS NPS 4" OR LARGER	38	4	10	SURFACE & VOLUMETRIC	CR-04
	B9.32	BRANCH PIPE CONNECTION WELDS < NPS 4"	4	1	1	SURFACE	
	B9.40	SOCKET WELDS	34	3	9	SURFACE	
B-K-1	B10.10	INTEGRALLY WELDED ATTACHMENTS TO PIPING	67	23	67	VOLUMETRIC OR SURFACE	
	B10.20	INTEGRALLY WELDED ATTACHMENTS TO PUMPS	2	1	2	VOLUMETRIC OR SURFACE	
B-L-2	B12.20	PUMP CASING	2	(NOTE 8 & 4)	(NOTE 8)	VISUAL, VT-3	
B-M-2	B12.50	VALVE BODY, EXCEEDING NPS 4"	69	(NOTE 8 & 4)	(NOTE 8)	VISUAL, VT-3	
B-N-1	B13.10	REACTOR VESSEL INTERIOR	1	1	1	VISUAL, VT-3	

UNIT 1
ISI SUMMARY TABLE

EXAM CATEGORY	ITEM NO.	DESCRIPTION	NUMBER OF NON-EXEMPT COMPONENTS	APPROX. NO. OF COMPONENTS TO BE INSPECTED EACH PERIOD	TOTAL NO. OF COMPONENTS TO BE INSPECTED THIS INTERVAL	EXAMINATION REQUIREMENTS	RELIEF REQUEST/ CODE CASE
B-N-2	B13.20	REACTOR VESSEL INTERIOR ATTACHMENTS WITHIN BELTLINE REGION	2	(NOTE 4)	2	VISUAL, VT-1	
	B13.30	REACTOR VESSEL INTERIOR ATTACHMENTS BEYOND BELTLINE REGION	11	(NOTE 4)	11	VISUAL, VT-3	
	B13.40	REACTOR VESSEL CORE SUPPORT STRUCTURE	9	(NOTE 4)	9	VISUAL, VT-3	
B-O	B14.10	WELDS IN CRD HOUSING	185	2 (NOTE 4)	4	VOLUMETRIC OR SURFACE	
C-A	C1.10	SHELL CIRCUMFERENTIAL WELDS IN PRESSURE VESSELS	8	2 (NOTE 9)	4 (NOTE 9)	VOLUMETRIC	
	C1.30	TUBESHEET TO SHELL WELDS IN PRESSURE VESSELS	2	1 (NOTE 9)	1 (NOTE 9)	VOLUMETRIC	
C-B	C2.21	NOZZLE TO SHELL (OR HEAD) WELD WITHOUT REINFORCING PLATE IN PRESSURE VESSELS > 1/2 INCH NOMINAL THICKNESS	4	1 (NOTE 9)	2 (NOTE 9)	VOLUMETRIC AND SURFACE	
	C2.22	NOZZLE INSIDE RADIUS SECTION WITHOUT REINFORCING PLATE IN PRESSURE VESSELS > 1/2 INCH NOMINAL THICKNESS	4	1 (NOTE 9)	2 (NOTE 9)	VOLUMETRIC	

UNIT 1
ISI SUMMARY TABLE

EXAM CATEGORY	ITEM NO.	DESCRIPTION	NUMBER OF NON-EXEMPT COMPONENTS	APPROX. NO. OF COMPONENTS TO BE INSPECTED EACH PERIOD	TOTAL NO. OF COMPONENTS TO BE INSPECTED THIS INTERVAL	EXAMINATION REQUIREMENTS	RELIEF REQUEST/ CODE CASE
C-C	C3.10	INTEGRALLY WELDED ATTACHMENTS TO PRESSURE VESSELS	48	8 (NOTE 9)	24 (NOTE 9)	SURFACE	
	C3.20	INTEGRALLY WELDED ATTACHMENTS TO PIPING	183	61	183	SURFACE	
	C3.30	INTEGRALLY WELDED ATTACHMENTS TO PUMPS	5	1 (NOTE 9)	3 (NOTE 9)	SURFACE	
C-F-1	C5.11	CIRCUMFERENTIAL WELDS IN AUSTENITIC STAINLESS STEEL OR HIGH ALLOY PIPING > OR = 3/8" NOMINAL WALL THICKNESS FOR PIPING > NPS 4" (SEE NOTE 2)	92	10 (NOTE 10)	26 (NOTE 10)	VOLUMETRIC AND SURFACE	
	C5.12	LONGITUDINAL WELDS IN AUSTENITIC STAINLESS STEEL OR HIGH ALLOY PIPING > OR = 3/8" NOMINAL WALL THICKNESS FOR PIPING > NPS 4" (SEE NOTE 2)	209	(NOTE 7)	(NOTE 7)	VOLUMETRIC AND SURFACE	CR-15

UNIT 1
ISI SUMMARY TABLE

EXAM CATEGORY	ITEM NO.	DESCRIPTION	NUMBER OF NON-EXEMPT COMPONENTS	APPROX. NO. OF COMPONENTS TO BE INSPECTED EACH PERIOD	TOTAL NO. OF COMPONENTS TO BE INSPECTED THIS INTERVAL	EXAMINATION REQUIREMENTS	RELIEF REQUEST/ CODE CASE
C-F-2	C5.51	CIRCUMFERENTIAL WELDS IN CARBON OR LOW ALLOY STEEL PIPING > OR = 3/8" NOMINAL WALL THICKNESS FOR PIPING > NPS 4" (SEE NOTE 2)	1021	26	77	VOLUMETRIC AND SURFACE	CR-01
	C5.52	LONGITUDINAL WELDS IN CARBON OR LOW ALLOY STEEL PIPING > OR = 3/8" NOMINAL WALL THICKNESS FOR PIPING > NPS 4" (SEE NOTE 2)	164	(NOTE 7)	(NOTE 7)	VOLUMETRIC AND SURFACE	CR-01 CR-15
	C5.81	CIRCUMFERENTIAL WELDS IN CARBON OR LOW ALLOY STEEL PIPING BRANCH CONNECTIONS OF BRANCH PIPING > NPS 4" (SEE NOTE 3)	32	1	3	SURFACE	CR-02
	C5.82	LONGITUDINAL WELDS IN CARBON OR LOW ALLOY STEEL PIPING BRANCH CONNECTIONS OF BRANCH PIPING > NPS 4" (SEE NOTE 3)	8	(NOTE 7)	(NOTE 7)	SURFACE	CR-02 CR-15
C-G	C6.10	PUMP CASING WELDS	61	12 (NOTE 9)	36 (NOTE 9)	SURFACE	

UNIT 1
ISI SUMMARY TABLE

EXAM CATEGORY	ITEM NO.	DESCRIPTION	NUMBER OF NON-EXEMPT COMPONENTS	APPROX. NO. OF COMPONENTS TO BE INSPECTED EACH PERIOD	TOTAL NO. OF COMPONENTS TO BE INSPECTED THIS INTERVAL	EXAMINATION REQUIREMENTS	RELIEF REQUEST/ CODE CASE
D-A	D1.20	INTEGRAL ATTACHMENT - COMPONENT SUPPORTS AND RESTRAINTS	155	52	155	VISUAL, VT-3	
	D1.30	INTEGRAL ATTACHMENT - MECHANICAL AND HYDRAULIC SNUBBERS	40	14	40	VISUAL, VT-3	
	D1.40	INTEGRAL ATTACHMENT - SPRING TYPE SUPPORTS	6	2	6	VISUAL, VT-3	
	D1.50	INTEGRAL ATTACHMENTS - CONSTANT LOAD TYPE SUPPORTS	23	8	23	VISUAL, VT-3	
D-B	D2.20	INTEGRAL ATTACHMENT - COMPONENT SUPPORTS AND RESTRAINTS	32	11	32	VISUAL, VT-3	
	D2.30	INTEGRAL ATTACHMENT - MECHANICAL AND HYDRAULIC SNUBBERS	0	0	0	VISUAL, VT-3	
	D2.40	INTEGRAL ATTACHMENT - SPRING TYPE SUPPORTS	7	3	7	VISUAL, VT-3	

UNIT 1
ISI SUMMARY TABLE

EXAM CATEGORY	ITEM NO.	DESCRIPTION	NUMBER OF NON-EXEMPT COMPONENTS	APPROX. NO. OF COMPONENTS TO BE INSPECTED EACH PERIOD	TOTAL NO. OF COMPONENTS TO BE INSPECTED THIS INTERVAL	EXAMINATION REQUIREMENTS	RELIEF REQUEST/ CODE CASE
D-C	D3.20	INTEGRAL ATTACHMENT - COMPONENT SUPPORTS AND RESTRAINTS	103	35	103	VISUAL, VT-3	
	D3.30	INTEGRAL ATTACHMENT - MECHANICAL AND HYDRAULIC SNUBBERS	0	0	0	VISUAL, VT-3	
	D3.40	INTEGRAL ATTACHMENT - SPRING TYPE SUPPORTS	14	4	14	VISUAL, VT-3	

NOTES:

1. 100% OF CATEGORY B-E ITEMS ARE EXAMINED DURING EACH LEAKAGE TEST AND DURING THE 10 YEAR HYDROSTATIC TEST.

2. THE NUMBER OF COMPONENTS IDENTIFIED INCLUDES THOSE WELDS IN PIPING < OR = 3/8" NOMINAL WALL THICKNESS IN ACCORDANCE WITH TABLE IWC-2500-1, CATEGORIES C-F-1 AND C-F-2.

3. REFERENCE TABLE IWC-2500-1, CATEGORIES C F-1 AND C-F-2, NOTE 1 AS TO THE OMISSION OF PIPING WELDS > OR = 2" NPS AND < OR = 4" NPS.

4. DEFERRAL TO END OF INTERVAL IS PERMISSIBLE.

5. PARTIAL DEFERRAL TO END OF INTERVAL IS PERMISSIBLE.

6. EXAMINATIONS ARE LIMITED TO THOSE COMPONENTS SELECTED FOR EXAMINATION UNDER THE APPLICABLE CATEGORY OF B-J, B-L-2, OR B-M-2.

UNIT 1
ISI SUMMARY TABLE

EXAM CATEGORY	ITEM NO.	DESCRIPTION	NUMBER OF NON-EXEMPT COMPONENTS	APPROX. NO. OF COMPONENTS TO BE INSPECTED EACH PERIOD	TOTAL NO. OF COMPONENTS TO BE INSPECTED THIS INTERVAL	EXAMINATION REQUIREMENTS	RELIEF REQUEST/ CODE CASE

7. THE LONGITUDINAL WELDS TO BE EXAMINED ARE THOSE ASSOCIATED WITH THE CIRCUMFERENTIAL WELDS CHOSEN FOR EXAMINATION IN THE ITEM ABOVE.

8. EXAMINATION IS ONLY REQUIRED WHEN COMPONENT IS DISASSEMBLED.

9. THE EXAMINATIONS MAY BE LIMITED TO ONE COMPONENT IN THE CASE OF MULTIPLE COMPONENTS OF SIMILAR DESIGN, SIZE AND SERVICE.

10. THE NUMBER OF COMPONENTS TO BE EXAMINED THIS INTERVAL EXCEEDS THE 7.5% SAMPLE SIZE IN ORDER TO MEET THE MINIMUM SAMPLE SIZE AS SET FORTH IN TABLE 2500-1, CATEGORY C-F-1, NOTE 2.

SECTION 5

UNIT 2 ISI SUMMARY TABLE

UNIT 2
ISI SUMMARY TABLE

EXAM CATEGORY	ITEM NO.	DESCRIPTION	NUMBER OF NON-EXEMPT COMPONENTS	APPROX. NO. OF COMPONENTS TO BE INSPECTED EACH PERIOD	TOTAL NO. OF COMPONENTS TO BE INSPECTED THIS INTERVAL	EXAMINATION REQUIREMENTS	RELIEF REQUEST/ CODE CASE
B-A	B1.11	CIRCUMFERENTIAL SHELL WELDS	4	2 (NOTE 4)	4	VOLUMETRIC	
	B1.12	LONGITUDINAL SHELL WELDS	12	4 (NOTE 4)	12	VOLUMETRIC	
	B1.21	CIRCUMFERENTIAL HEAD WELDS	2	1 (NOTE 4)	2	VOLUMETRIC	
	B1.22	MERIDIONAL HEAD WELDS	14	5 (NOTE 4)	14	VOLUMETRIC	
	B1.30	SHELL TO FLANGE WELD	1	1 (NOTE 5)	1	VOLUMETRIC	
	B1.40	HEAD TO FLANGE WELD	1	1 (NOTE 5)	1	VOLUMETRIC & SURFACE	
B-D	B3.90	REACTOR VESSEL NOZZLE TO VESSEL WELDS	33	11 (NOTE 4)	33	VOLUMETRIC	
	B3.100	REACTOR VESSEL NOZZLE INSIDE RADIUS SECTION	33	11	33	VOLUMETRIC	CR-09
B-E	B4.11	VESSEL NOZZLE PARTIAL PENETRATION WELDS	11	11 (NOTE 1 & 4)	11	VISUAL, VT-2	
	B4.12	CONTROL ROD DRIVE NOZZLE PARTIAL PENETRATION WELDS	185	185 (NOTE 1 & 4)	185	VISUAL, VT-2	
	B4.13	INSTRUMENTATION NOZZLE PARTIAL PENETRATION WELDS	55	55 (NOTE 1 & 4)	55	VISUAL, VT-2	
B-F	B5.10	REACTOR VESSEL NPS 4" OR LARGER NOZZLE TO SAFE END BUTT WELDS	33	11	33	VOLUMETRIC & SURFACE	CR-04
	B5.130	PIPING NPS 4" OR LARGER DISSIMILAR METAL BUTT WELDS	13	5	13	VOLUMETRIC & SURFACE	CR-04

UNIT 2
ISI SUMMARY TABLE

EXAM CATEGORY	ITEM NO.	DESCRIPTION	NUMBER OF NON-EXEMPT COMPONENTS	APPROX. NO. OF COMPONENTS TO BE INSPECTED EACH PERIOD	TOTAL NO. OF COMPONENTS TO BE INSPECTED THIS INTERVAL	EXAMINATION REQUIREMENTS	RELIEF REQUEST/ CODE CASE
B-G-1	B6.10	REACTOR VESSEL CLOSURE HEAD NUTS	76	26	76	SURFACE	CR-06
	B6.20	REACTOR VESSEL CLOSURE STUDS, IN PLACE	76	26	76	VOLUMETRIC	CR-07
	B6.20	REACTOR VESSEL CLOSURE STUDS, WHEN REMOVED	76	26	76	VOLUMETRIC & SURFACE	CR-07
	B6.40	REACTOR VESSEL THREADS IN FLANGE	76	26	76	VOLUMETRIC	
	B6.50	REACTOR VESSEL CLOSURE WASHERS, BUSHINGS	76	26	76	VISUAL, VT-1	
	B6.180	PUMP BOLTS AND STUDS	2	1	2	VOLUMETRIC	
	B6.190	PUMP FLANGE SURFACE	2	1	2	VISUAL, VT-1	
	B6.200	PUMP NUTS, BUSHINGS, AND WASHERS	2	1	2	VISUAL, VT-1	
	B6.210	VALVE BOLTS AND STUDS	4	1	4	VOLUMETRIC	
	B6.220	VALVE FLANGE SURFACE	4	1	4	VISUAL, VT-1	
	B6.230	VALVE NUTS, BUSHINGS, AND WASHERS	4	1	4	VISUAL, VT-1	
B-G-2	B7.50	PIPING BOLTS, STUDS, AND NUTS	29	(NOTE 6)	(NOTE 6)	VISUAL, VT-1	
	B7.70	VALVE BOLTS, STUDS, AND NUTS	102	(NOTE 6)	(NOTE 6)	VISUAL, VT-1	
	B7.80	CRD HOUSING BOLTS, STUDS, AND NUTS	185	(NOTE 6)	(NOTE 6)	VISUAL, VT-1	CR-16
B-H	B8.10	REACTOR VESSEL INTEGRALLY WELDED ATTACHMENTS	7	3	7	VOLUMETRIC OR SURFACE	

UNIT 2
ISI SUMMARY TABLE

EXAM CATEGORY	ITEM NO.	DESCRIPTION	NUMBER OF NON-EXEMPT COMPONENTS	APPROX. NO. OF COMPONENTS TO BE INSPECTED EACH PERIOD	TOTAL NO. OF COMPONENTS TO BE INSPECTED THIS INTERVAL	EXAMINATION REQUIREMENTS	RELIEF REQUEST/ CODE CASE
B-J	B9.11	CIRCUMFERENTIAL WELDS NPS 4" OR LARGER	616	52	154	SURFACE & VOLUMETRIC	CR-01 CR-04
	B9.12	LONGITUDINAL WELDS NPS 4" OR LARGER	344	(NOTE 7)	(NOTE 7)	SURFACE & VOLUMETRIC	CR-01 CR-15
	B9.21	CIRCUMFERENTIAL WELDS LESS THAN NPS 4"	12	1	3	SURFACE	
	B9.31	BRANCH PIPE CONNECTION WELDS NPS 4" OR LARGER	36	3	9	SURFACE & VOLUMETRIC	CR-04
	B9.32	BRANCH PIPE CONNECTION WELDS < NPS 4"	4	1	1	SURFACE	
	B9.40	SOCKET WELDS	38	4	10	SURFACE	
B-K-1	B10.10	INTEGRALLY WELDED ATTACHMENTS TO PIPING	45	15	45	VOLUMETRIC OR SURFACE	
	B10.20	INTEGRALLY WELDED ATTACHMENTS TO PUMPS	2	1	2	VOLUMETRIC OR SURFACE	
B-L-2	B12.20	PUMP CASING	2	(NOTE 8 & 4)	(NOTE 8)	VISUAL, VT-3	
B-M-2	B12.50	VALVE BODY, EXCEEDING NPS 4"	72	(NOTE 8 & 4)	(NOTE 8)	VISUAL, VT-3	
B-N-1	B13.10	REACTOR VESSEL INTERIOR	1	1	1	VISUAL, VT-3	

UNIT 2
ISI SUMMARY TABLE

EXAM CATEGORY	ITEM NO.	DESCRIPTION	NUMBER OF NON-EXEMPT COMPONENTS	APPROX. NO. OF COMPONENTS TO BE INSPECTED EACH PERIOD	TOTAL NO. OF COMPONENTS TO BE INSPECTED THIS INTERVAL	EXAMINATION REQUIREMENTS	RELIEF REQUEST/ CODE CASE
B-N-2	B13.20	REACTOR VESSEL INTERIOR ATTACHMENTS WITHIN BELTLINE REGION	2	(NOTE 4)	2	VISUAL, VT-1	
	B13.30	REACTOR VESSEL INTERIOR ATTACHMENTS BEYOND BELTLINE REGION	11	(NOTE 4)	11	VISUAL, VT-3	
	B13.40	REACTOR VESSEL CORE SUPPORT STRUCTURE	8	(NOTE 4)	8	VISUAL, VT-3	
B-O	B14.10	WELDS IN CRD HOUSING	185	2 (NOTE 4)	4	VOLUMETRIC OR SURFACE	
C-A	C1.10	SHELL CIRCUMFERENTIAL WELDS IN PRESSURE VESSELS	8	2 (NOTE 9)	4 (NOTE 9)	VOLUMETRIC	
	C1.30	TUBESHEET TO SHELL WELDS IN PRESSURE VESSELS	2	1 (NOTE 9)	1 (NOTE 9)	VOLUMETRIC	
C-B	C2.21	NOZZLE TO SHELL (OR HEAD) WELD WITHOUT REINFORCING PLATE IN PRESSURE VESSELS > 1/2 INCH NOMINAL THICKNESS	4	1 (NOTE 9)	2 (NOTE 9)	VOLUMETRIC AND SURFACE	
	C2.22	NOZZLE INSIDE RADIUS WITHOUT REINFORCING PLATE IN PRESSURE VESSELS > 1/2 INCH NOMINAL THICKNESS	4	1 (NOTE 9)	2 (NOTE 9)	VOLUMETRIC AND SURFACE	
C-C	C3.10	INTEGRALLY WELDED ATTACHMENTS TO PRESSURE VESSELS	48	9 (NOTE 9)	24 (NOTE 9)	SURFACE	
	C3.20	INTEGRALLY WELDED ATTACHMENTS TO PIPING	167	56	167	SURFACE	
	C3.30	INTEGRALLY WELDED ATTACHMENTS TO PUMPS	8	1 (NOTE 9)	3 (NOTE 9)	SURFACE	

UNIT 2
ISI SUMMARY TABLE

EXAM CATEGORY	ITEM NO.	DESCRIPTION	NUMBER OF NON-EXEMPT COMPONENTS	APPROX. NO. OF COMPONENTS TO BE INSPECTED EACH PERIOD	TOTAL NO. OF COMPONENTS TO BE INSPECTED THIS INTERVAL	EXAMINATION REQUIREMENTS	RELIEF REQUEST/ CODE CASE
C-F-1	C5.11	CIRCUMFERENTIAL WELDS IN AUSTENITIC STAINLESS STEEL OR HIGH ALLOY PIPING > OR = 3/8" NOMINAL WALL THICKNESS FOR PIPING > NPS 4" (SEE NOTE 2)	76	10 (NOTE 10)	26 (NOTE 10)	VOLUMETRIC AND SURFACE	
	C5.12	LONGITUDINAL WELDS IN AUSTENITIC STAINLESS STEEL OR HIGH ALLOY PIPING > OR = 3/8" NOMINAL WALL THICKNESS FOR PIPING > NPS 4" (SEE NOTE 2)	150	(NOTE 7)	(NOTE 7)	VOLUMETRIC AND SURFACE	CR-15
C-F-2	C5.51	CIRCUMFERENTIAL WELDS IN CARBON OR LOW ALLOY STEEL PIPING > OR = 3/8" NOMINAL WALL THICKNESS FOR PIPING > NPS 4" (SEE NOTE 2)	1077	27	81	VOLUMETRIC AND SURFACE	CR-01
	C5.52	LONGITUDINAL WELDS IN CARBON OR LOW ALLOY STEEL PIPING > OR = 3/8" NOMINAL WALL THICKNESS FOR PIPING > NPS 4" (SEE NOTE 2)	167	(NOTE 7)	(NOTE 7)	VOLUMETRIC AND SURFACE	CR-01 CR-15
	C5.81	CIRCUMFERENTIAL WELDS IN CARBON OR LOW ALLOY STEEL PIPING BRANCH CONNECTIONS OF BRANCH PIPING > NPS 4" (SEE NOTE 3)	27	1	3	SURFACE	CR-02
	C5.82	LONGITUDINAL WELDS IN CARBON OR LOW ALLOY STEEL PIPING BRANCH CONNECTIONS OF BRANCH PIPING > NPS 4" (SEE NOTE 3)	7	(NOTE 7)	(NOTE 7)	SURFACE	CR-02 CR-15
C-G	C6.10	PUMP CASING WELDS	61	12 (NOTE 9)	36 (NOTE 9)	SURFACE	

UNIT 2
ISI SUMMARY TABLE

EXAM CATEGORY	ITEM NO.	DESCRIPTION	NUMBER OF NON-EXEMPT COMPONENTS	APPROX. NO. OF COMPONENTS TO BE INSPECTED EACH PERIOD	TOTAL NO. OF COMPONENTS TO BE INSPECTED THIS INTERVAL	EXAMINATION REQUIREMENTS	RELIEF REQUEST/ CODE CASE
D-A	D1.20	INTEGRAL ATTACHMENT - COMPONENT SUPPORTS AND RESTRAINTS	151	51	151	VISUAL, VT-3	
	D1.30	INTEGRAL ATTACHMENT - MECHANICAL AND HYDRAULIC SNUBBERS	29	10	29	VISUAL, VT-3	
	D1.40	INTEGRAL ATTACHMENT - SPRING TYPE SUPPORTS	4	2	4	VISUAL, VT-3	
	D1.50	INTEGRAL ATTACHMENTS - CONSTANT LOAD TYPE SUPPORTS	15	5	15	VISUAL, VT-3	
D-B	D2.20	INTEGRAL ATTACHMENT - COMPONENT SUPPORTS AND RESTRAINTS	35	15	35	VISUAL, VT-3	
	D2.30	INTEGRAL ATTACHMENT - MECHANICAL AND HYDRAULIC SNUBBERS	0	0	0	VISUAL, VT-3	
	D2.40	INTEGRAL ATTACHMENT - SPRING TYPE SUPPORTS	3	1	3	VISUAL, VT-3	
D-C	D3.20	INTEGRAL ATTACHMENT - COMPONENT SUPPORTS AND RESTRAINTS	74	25	74	VISUAL, VT-3	
	D3.30	INTEGRAL ATTACHMENT - MECHANICAL AND HYDRAULIC SNUBBERS	0	0	0	VISUAL, VT-3	
	D3.40	INTEGRAL ATTACHMENT - SPRING TYPE SUPPORTS	6	2	6	VISUAL, VT-3	

NOTES: 1. 100% OF CATEGORY B-E ITEMS ARE EXAMINED DURING EACH LEAKAGE TEST AND DURING THE 10 YEAR HYDROSTATIC TEST.

UNIT 2
ISI SUMMARY TABLE

EXAM CATEGORY	ITEM NO.	DESCRIPTION	NUMBER OF NON-EXEMPT COMPONENTS	APPROX. NO. OF COMPONENTS TO BE INSPECTED EACH PERIOD	TOTAL NO. OF COMPONENTS TO BE INSPECTED THIS INTERVAL	EXAMINATION REQUIREMENTS	RELIEF REQUEST/ CODE CASE

2. THE NUMBER OF COMPONENTS IDENTIFIED INCLUDES THOSE WELDS IN PIPING < OR = 3/8" NOMINAL WALL THICKNESS IN ACCORDANCE WITH TABLE IWC-2500-1, CATEGORIES C-F-1 AND C-F-2.

3. REFERENCE TABLE IWC-2500-1, CATEGORIES C-F-1 AND C-F-2, NOTE 1 AS TO THE OMISSION OF PIPING WELDS > OR = 2" NPS AND < OR = 4" NPS.

4. DEFERRAL TO END OF INTERVAL IS PERMISSIBLE.

5. PARTIAL DEFERRAL TO END OF INTERVAL IS PERMISSIBLE.

6. EXAMINATIONS ARE LIMITED TO THOSE COMPONENTS SELECTED FOR EXAMINATION UNDER THE APPLICABLE CATEGORY OF B-J, B-L-2, OR B-M-2.

7. THE LONGITUDINAL WELDS TO BE EXAMINED ARE THOSE ASSOCIATED WITH THE CIRCUMFERENTIAL WELDS CHOSEN FOR EXAMINATION IN THE ITEM ABOVE.

8. EXAMINATION IS ONLY REQUIRED WHEN COMPONENT IS DISASSEMBLED.

9. THE EXAMINATIONS MAY BE LIMITED TO ONE COMPONENT IN THE CASE OF MULTIPLE COMPONENTS OF SIMILAR DESIGN, SIZE AND SERVICE.

10. THE NUMBER OF COMPONENTS TO BE EXAMINED THIS INTERVAL EXCEEDS THE 7.5% SAMPLE SIZE IN ORDER TO MEET THE MINIMUM SAMPLE SIZE AS SET FORTH IN TABLE 2500-1, CATEGORY C-F-1, NOTE 2.

SECTION 6

UNIT 1 COMPONENT SUPPORT INSPECTION SUMMARY TABLE

UNIT 1
COMPONENT SUPPORT
INSPECTION SUMMARY TABLE

EXAMINATION CATEGORY	ITEM NUMBER	DESCRIPTION	NUMBER OF NON EXEMPT COMPONENTS	APPROX. NO. OF COMPONENTS TO BE INSPECTED EACH PERIOD	TOTAL NO. OF COMPONENTS TO BE INSPECTED THIS INTERVAL	EXAMINATION REQUIREMENTS	RELIEF REQUESTS/ CODE CASE
F-A	F1.10	CLASS 1 PIPING SUPPORTS	319	54	162	VISUAL VT-3	N-491 CR-11
	F1.20	CLASS 2 PIPING SUPPORTS	425	25	75	VISUAL VT-3	N-491 CR-11 CR-12
	F1.30	CLASS 3 PIPING SUPPORTS	398	28	84	VISUAL VT-3	N-491 CR-11 CR-12
	F1.40	SUPPORTS OTHER THAN PIPING SUPPORTS (CLASS 1, 2, 3, AND MC)	22	7	22	VISUAL VT-3	N-491 CR-12

SECTION 7

UNIT 2 COMPONENT SUPPORT INSPECTION SUMMARY TABLE

UNIT 2
COMPONENT SUPPORT
INSPECTION SUMMARY TABLE

EXAMINATION CATEGORY	ITEM NUMBER	DESCRIPTION	NUMBER OF NON EXEMPT COMPONENTS	APPROX. NO. OF COMPONENTS TO BE INSPECTED EACH PERIOD	TOTAL NO. OF COMPONENTS TO BE INSPECTED THIS INTERVAL	EXAMINATION REQUIREMENTS	RELIEF REQUESTS/ CODE CASE
	F1.10	CLASS 1 PIPING SUPPORTS	256	32	96	VISUAL VT-3	R-491 CR-11
F-A	F1.20	CLASS 2 PIPING SUPPORTS	350	21	64	VISUAL VT-3	R-491 CR-11 CR-12
	F1.30	CLASS 3 PIPING SUPPORTS	266	13	39	VISUAL VT-3	R-491 CR-11 CR-12
	F1.40	SUPPORTS OTHER THAN PIPING SUPPORTS (CLASS 1, 2, 3, AND MC)	20	7	20	VISUAL VT-3	R-491 CR-12

SECTION 8

ISI COMPONENT RELIEF REQUESTS

SECTION 8 - RELIEF REQUESTS

ISI COMPONENT RELIEF REQUEST INDEX/SUMMARIES

RELIEF REQ. #	PAGE(S)	REV.	DATE	SUMMARY
CR-01	8-4 thru 8-8	1	02-02-96	Inaccessible welds located at containment penetration assemblies
CR-02	8-9 thru 8-11	1	02-02-96	Inaccessible branch pipe connections located under reinforced saddle
CR-03	8-12		10-17-94	WITHDRAWN during 02-02-96 Revision 1 submittal.
CR-04	8-13 thru 8-14	0	10-17-94	Expansion criteria for welds governed by Generic Letter 88-01 and NUREG-0313
CR-05	8-15	0	10-17-94	WITHDRAWN during 02-02-96 Revision 1 submittal
CR-06	8-16 thru 8-17	0	10-17-94	Use of alternative examination requirements, examination method, and acceptance standard for the reactor vessel closure head nuts
CR-07	8-18 thru 8-20	0	10-17-94	Reactor vessel closure stud examination requirements
CR-08	8-21 thru 8-22	0	10-17-94	Exemption of piping, valves, and fittings 1" NPS and smaller and their associated supports from the requirements of Article IWA-4000
CR-09	8-23 thru 8-24	0	10-17-94	Examination of Head Spray, Head Vent, and Spare Nozzle Inner Radii
CR-10	8-25	0	10-17-94	WITHDRAWN during 02-02-96 Revision 1 submittal

RELIEF REQ. #	PAGE(S)	REV.	DATE	SUMMARY
CR-11	8-26 thru 8-27	0	10-17-94	Use of Technical Specifications for visual examination of Code Class Snubbers
CR-12	8-28 thru 8-29	1	02-02-96	Examination of component supports located in the Suppression Pool
CR-13	8-30		10-17-94	DELETED
CR-14	8-31 thru 8-32	0	10-17-94	WITHDRAWN during 02-02-96 Revision 1 submittal
CR-15	8-33 thru 8-35	0	10-17-94	Examination of Longitudinal Welds in Piping
CR-16	8-36 thru 8-37	0	10-17-94	Examination of CRD Housing Bolting

RELIEF REQUEST CR-01
REVISION 1
(Page 1 of 5)

COMPONENT IDENTIFICATION

Code Class:	1 and 2
References:	IWB-2500, IWC-2500 Table IWB-2500-1, IWC-2500-1
Examination Categories:	B-J, C-F-2
Item Numbers:	B9.11, B9.12, C5.51, C5.52
Description:	Inaccessible Welds Located at Containment Penetration Assemblies
Component Numbers:	See Table CR-01.1

CODE REQUIREMENT

IWB-2500 and IWC-2500 state that components shall be examined and tested as specified in Table IWB-2500-1 and IWC-2500-1, respectively.

Table IWB-2500-1 requires volumetric and surface examination to be performed on circumferential and longitudinal welds 4" NPS and larger, and surface examination to be performed on circumferential welds less than 4" NPS.

Table IWC-2500-1 requires volumetric and surface examination to be performed on circumferential and longitudinal welds on piping that has nominal wall thickness greater than or equal to ⅜" and diameter **greater than 4"** NPS.

BASIS FOR RELIEF

Each of the lines identified in Table CR-01.1 penetrates the primary containment, secondary containment, or wall by means of a penetration assembly similar in design to those shown in Figure CR-01.1 or CR-01.2. These lines, due to the design of the penetration assembly, have one circumferential pressure retaining weld that is inaccessible for surface and volumetric examination.

As stated in 10 CFR 50.55a(g)(4), throughout the service life of a boiling or pressurized water-cooled nuclear facility, ASME Class 1, 2, and 3 components must meet the requirements set forth in the applicable ASME Section XI to the extent practical within the limitations of design, geometry and materials of construction of the components.

RELIEF REQUEST CR-01
REVISION 1
(Page 2 of 5)

Figure CR-01.1 and CR-01.2 clearly illustrate the design constraints which make the subject welds inaccessible for examination by surface or volumetric examination technique.

Based on the above reasons, LaSalle Station requests relief from the ASME Section XI requirements for surface and volumetric examination of the subject welds.

PROPOSED ALTERNATE EXAMINATION

As an alternate examination, LaSalle Station will perform a VT-2 examination of the annular area of each of the subject penetration assemblies in conjunction with the Class 1 or Class 2 pressure tests, whichever is applicable.

APPLICABLE TIME PERIOD

Relief is requested for the second ten-year interval of the Inservice Inspection Program for LaSalle Units 1 and 2.

RELIEF REQUEST CR-01
REVISION 1

TABLE CR-01.1
INACCESSIBLE CONTAINMENT PENETRATION WELDS

SYSTEM	CLASS	LINE NUMBER	PENETRATION	FIGURE
Main Steam	1	1/2MS01EA-26"	M-1	CR-01.1
Main Steam	1	1/2MS01EB-26"	M-2	CR-01.1
Main Steam	1	1/2MS01EC-26"	M-3	CR-01.1
Main Steam	1	1/2MS01ED-26"	M-4	CR-01.1
Main Steam	2	1/2MS01BA-26"	N/A	CR-01.1
Main Steam	2	1/2MS01BB-26"	N/A	CR-01.1
Main Steam	2	1/2MS01BC-26"	N/A	CR-01.1
Main Steam	2	1/2MS01BD-26"	N/A	CR-01.1
Feedwater	1	1/2FW02FA-24"	M-5	CR-01.1
Feedwater	1	1/2FW02FB-24"	M-6	CR-01.1
RCIC (RI)	1	1/2RI01-10"	M-15	CR-01.2

RELIEF REQUEST CR-01
REVISION 1
(Page 4 of 5)

FIGURE CR-01.1
CONTAINMENT/WALL PENETRATION

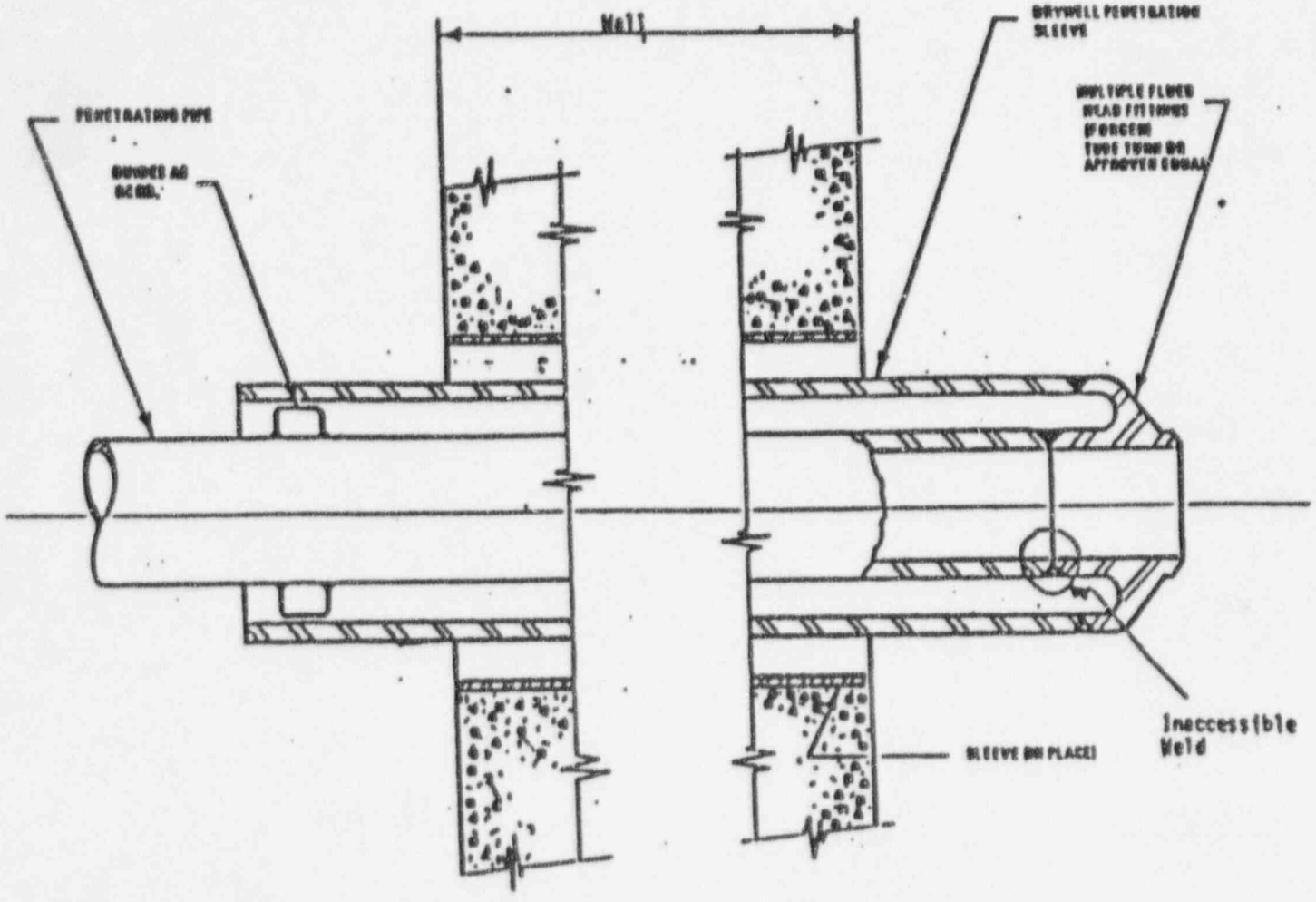

RELIEF REQUEST CR-01
REVISION 1
(Page 5 of 5)

FIGURE CR-01.2
CONTAINMENT/WALL PENETRATION

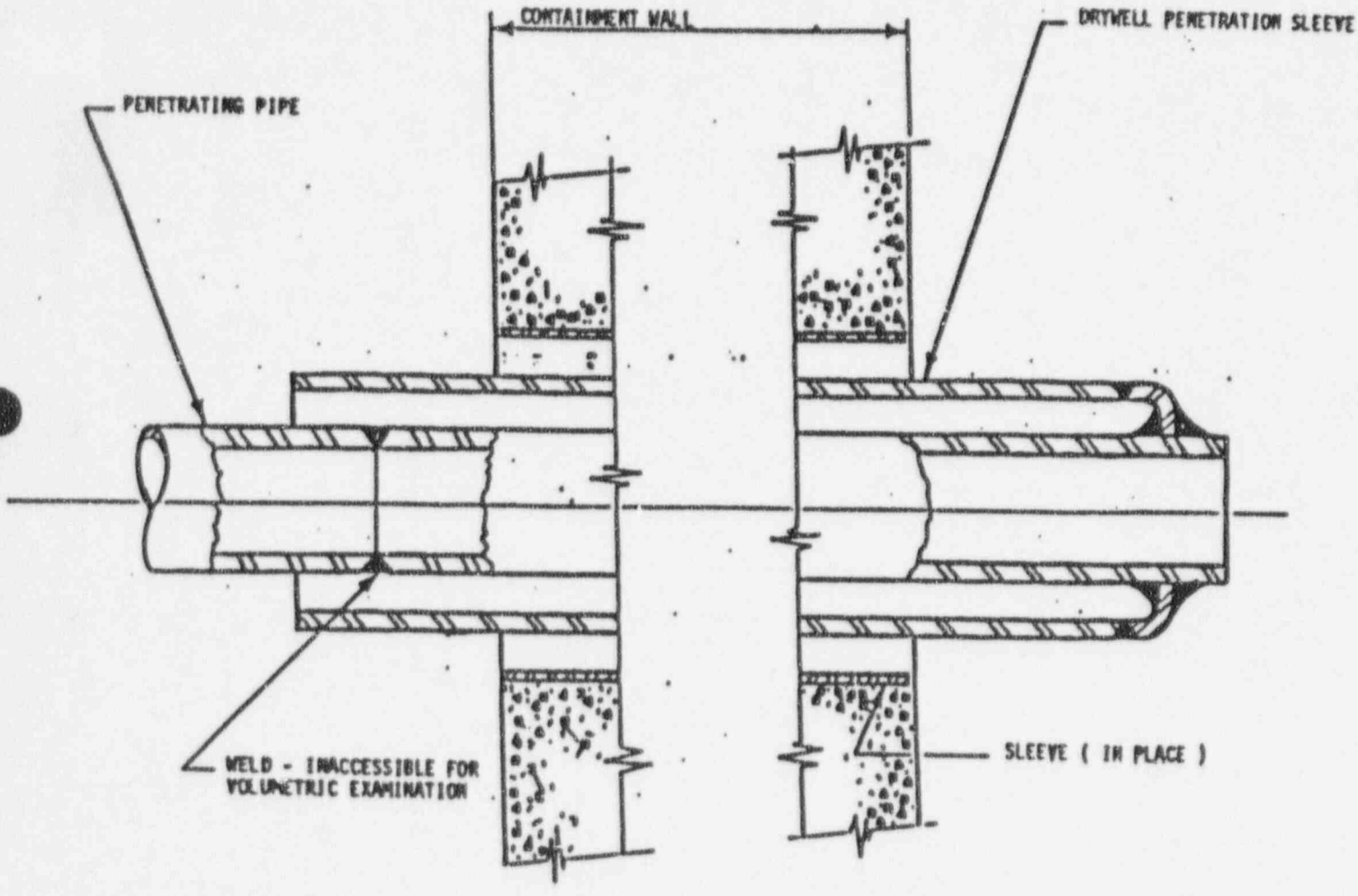

RELIEF REQUEST CR-02
(Page 1 of 3)
REVISION 1

COMPONENT IDENTIFICATION

Code Class:	2
References:	IWC-2500 Table IWC-2500-1
Examination Category:	C-F-2
Item Numbers:	C5.81, C5.82
Description:	Branch Connection Welds Designed with Reinforcing Plates
Component Numbers:	Class 2 Main Steam Header Branch Connection Welds

CODE REQUIREMENT

IWC-2500 states that components shall be examined and tested as specified in Table IWC-2500-1.

Table IWC-2500-1 requires surface examination to be performed on branch pipe connection welds greater than 2" NPS.

BASIS FOR RELIEF

The design of ten (10) Class 2 branch pipe connection welds calls for the use of reinforcing saddles. These saddles are fillet welded over the actual pressure retaining branch pipe-to-main pipe weld, completely encasing it as illustrated on Figures CR-02.1 . These designs preclude any type of surface or volumetric examination from being performed on the pressure retaining branch connection weld. However, additional assurance of the integrity of these joints is afforded by the fact that the reinforced saddle strengthens the joint and reduces the stresses on the internal weld.

Based on the above reasons, LaSalle Station requests relief from the ASME Section XI requirements for the surface and volumetric examination of Class 2 branch pipe connection welds that are designed with a reinforcing saddle.

PROPOSED ALTERNATE EXAMINATION

As an alternate examination, LaSalle Station will perform a VT-2 examination of these joints in conjunction with the required Class 2 System Pressure Tests.

RELIEF REQUEST CR-02
(Page 2 of 3)
REVISION 1

APPLICABLE TIME PERIOD

Relief is requested for the second ten-year interval of the Inservice Inspection Program for LaSalle Units 1 and 2.

RELIEF REQUEST CR-02
(Page 3 of 3)
REVISION 1

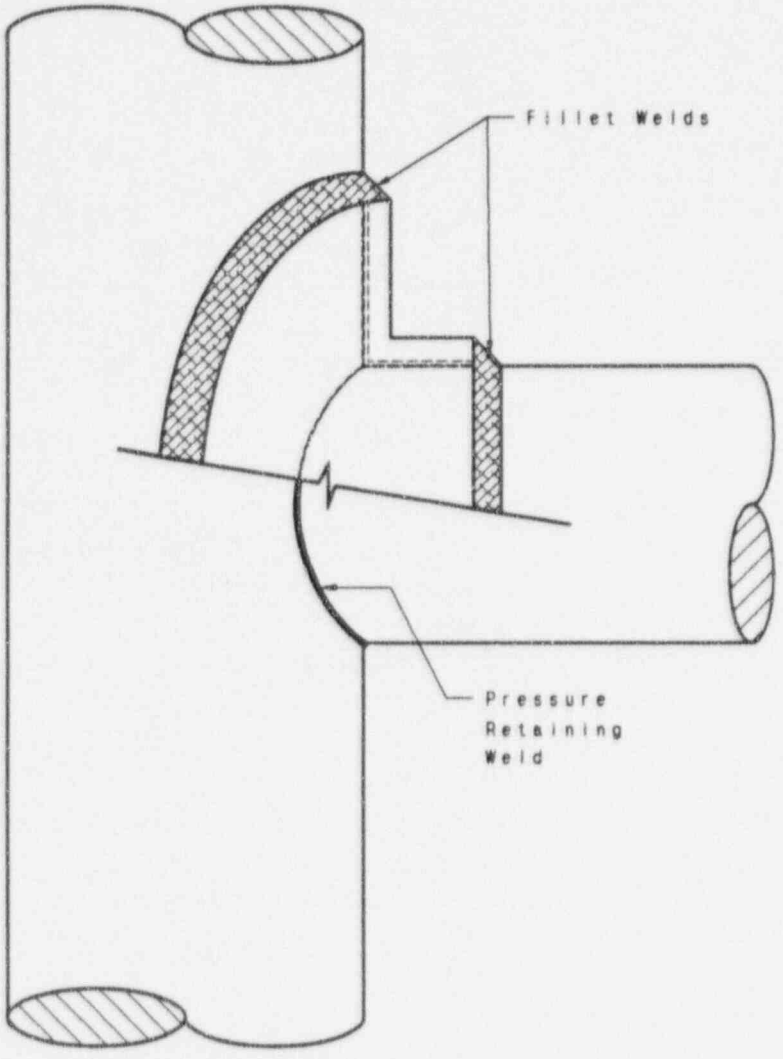

FIGURE CR-02.1
TYPICAL REINFORCED SADDLE

RELIEF REQUEST CR-03
(Page 1 of 1)

RELIEF REQUEST DELETED

RELIEF REQUEST CR-04
(Page 1 of 2)

COMPONENT IDENTIFICATION

Code Class:	1
References:	IWB-2430
Examination Categories:	B-F, B-J
Item Numbers:	B5.10, B5.130, B9.11, B9.31
Description:	Expansion Criteria for Welds Governed by Generic Letter 88-01 and NUREG-0313, Rev. 2
Component Numbers:	All full penetration circumferential and branch pipe connection welds in austenitic stainless steel piping that is 4" NPS or larger and contains reactor coolant at a temperature greater than 200 deg F during power operation

CODE REQUIREMENT

IWB-2430 outlines the additional examinations that must be performed when indications are found that exceed the acceptance standards of IWB-3000.

BASIS FOR RELIEF

Each of the subject welds fall under the augmented inspection program required by Generic Letter 88-01 and NUREG-0313, Rev. 2. This program governs examination methods, examination frequency, and sample expansion. The sample expansion requirements of this program are designed such that additional examinations are limited to welds that have the same susceptibility to Intergranular Stress Corrosion Cracking (IGSCC) as the weld in which the flaw was found. This methodology ensures that welds at a high risk of cracking are examined during the same refueling outage, while not requiring expenditure of the Man-Rem and outage time associated with examining additional low risk welds.

In many instances, the examinations performed to meet the requirements of Generic Letter 88-01 are also applied to the percentages required by ASME Section XI. In these cases it is not practical to apply the expansion criteria of both Generic Letter 88-01/NUREG-0313 and ASME Section XI when unacceptable IGSCC flaw indications are identified.

Based on the above, LaSalle Station requests relief from the ASME Section XI requirements for additional examinations when unacceptable flaw indications are identified in the subject welds.

RELIEF REQUEST CR-04
(Page 2 of 2)

PROPOSED ALTERNATE PROVISIONS

LaSalle Station will perform sample expansions as required by Generic Letter 88-01 and NUREG-0313, Rev. 2 when unacceptable IGSCC flaw indications are identified in the subject welds.

APPLICABLE TIME PERIOD

Relief is requested for the second ten-year interval of the Inservice Inspection program for LaSalle Units 1 and 2.

RELIEF REQUEST CR-05
(Page 1 of 1)

RELIEF REQUEST DELETED

RELIEF REQUEST CR-06
(Page 1 of 2)

COMPONENT IDENTIFICATION

Code Class:	1
References:	IWB-2500 Table IWB-2500-1
Examination Category:	B-G-1
Item Number:	B6.10
Description:	Use of Alternative Examination Requirements, Examination Method, and Acceptance Standard for the Reactor Vessel Closure Head Nuts

CODE REQUIREMENT

IWB-2500 states that components shall be examined and tested as specified in Table IWB-2500-1.

Table IWB-2500-1 requires a surface examination to be performed on reactor vessel closure head nuts.

BASIS FOR RELIEF

Table IWB-2500-1 of the 1989 Edition of ASME Section XI requires a surface examination to be performed on the reactor vessel closure head nuts. However, Table IWB-2500-1 does not provide the corresponding "Examination Requirements/Figure Number" and "Acceptance Standard". These provisions were still in the course of preparation.

The incomplete set of rules for the examination of reactor vessel closure head nuts does not allow LaSalle Station to implement an inspection program to verify the integrity of this pressure retaining bolting.

The 1989 Edition of ASME Section XI, Category B-G-1, requires a VT-1 examination for closure nuts associated with heat exchangers, piping, pumps, and valves (item numbers B6.140, B6.170, B6.200, and B6.230, respectively). These Category B-G-1 requirements also provide an acceptance standard, IWB-3517, for the VT-1 examinations. Accordingly, these rules are deemed by LaSalle Station as an acceptable and complete to assure the integrity of the reactor vessel closure nuts.

Based on the above, LaSalle Station requests relief from the requirements specified in Table IWB-2500-1 of the 1989 Edition of ASME Section XI for reactor vessel closure head nuts.

RELIEF REQUEST CR-06
(Page 2 of 2)

PROPOSED ALTERNATE POSITIONS

As an alternate examination, LaSalle Station will perform a VT-1 examination of the surface of all reactor closure head nuts, utilizing the acceptance criteria of IWB-3517, as delineated in the 1989 Edition of ASME Section XI.

APPLICABLE TIME PERIOD

Relief is requested for the second ten-year interval of the Inservice Inspection Program for LaSalle Units 1 and 2.

RELIEF REQUEST CR-07
(Page 1 of 3)

COMPONENT IDENTIFICATION

Code Class:	1
References:	Table IWB-2500-1 IWB-2430
Examination Category:	B-G-1
Item Number:	B6.20 (In Place) B6.30 (When Removed)
Description:	Reactor Pressure Vessel (RPV) Closure Stud Examination Requirements

CODE REQUIREMENT

Table IWB-2500-1 requires a volumetric examination of reactor vessel closure studs if left in place, or a surface and volumetric examination of reactor vessel closure head studs when removed from the flange. Removal is not a requirement at any time.

IWB-2430 requires additional examinations to be performed during the current outage if examinations performed in accordance with Table IWB-2500-1 reveal indications exceeding the acceptance standards of Table IWB-3410-1. If indications exceeding the acceptance standards of Table IWB-3410-1 are found as a result of the additional examinations, IWB-2430 requires examinations to be further extended in the current outage to include "the remaining number of similar components ... within the same category ..."

BASIS FOR RELIEF

Commonwealth Edison Company (CECo) discovered extensive stress corrosion cracking (SCC) in two reactor vessel closure studs at Dresden Unit 2 in late 1988. CECo is pursuing a proactive program of enhanced stud inspections, which exceeds the requirements of Section XI and the recommendations of General Electric Nuclear Energy (GE) Rapid Information Communication Services Information Letter (RICSIL) 055, Revision 1, "Reactor Pressure Vessel Head Stud Cracking," dated September 30, 1991. The CECo program is also intended to include some of the additional recommendations of Regulatory Guide 1.65.

GE RICSIL 055 recommends that enhanced end shot ultrasonic testing (UT) be performed on "at least five RPV head studs either during the next refueling outage or at the next available opportunity." However, for the second ten-year interval LaSalle Station plans to perform the enhanced end shot UT on all RPV closure head studs (68 in Unit 1, 76 in Unit 2). The enhanced end shot UT technique developed by CECo utilizes a 3/4" to 1" diameter transducer with a frequency of

RELIEF REQUEST CR-07
(Page 2 of 3)

3.5 MHz or 5 MHz; the sensitivity of the examination is maximized by setting the background noise level at about 5% full screen height. This technique reliably detects a 0.3" deep saw cut notch from the top end of a RPV head stud. Any indications found with the enhanced end shot UT technique will be sized with a bore probe. The bore probe UT technique developed by CECo reliably detects a 0.1" deep saw cut notch.

At each refueling outage LaSalle Station also plans to remove, if practicable, approximately 1/6 of the total number of RPV studs (i.e. 12 in Unit 1, 13 in Unit 2) from the RPV flange for a wet fluorescent magnetic particle testing (MT). Studs that are normally removed each outage to allow for the installation of the "Cattle Chute" will be excluded from the sample because they are not exposed to water at the end of a refueling outage.

There are several reasons for removing a sample of studs during the second ten- year interval for surface examination:

To provide data on incipient of stud cracking.

To allow for additional metallurgical evaluation of cracking mechanisms and potential embrittlement phenomena, if cracked studs are found and replaced.

To provide a correlation between the enhanced end shot UT, bore probe UT, and MT results, if cracked studs are found.

This information is necessary to make informed decisions on long-term inspection/replacement strategies.

Code structural margins will be assured through the enhanced end shot UT of all studs, and bore probe UT sizing of all cracked studs. Enhanced end shot UT and bore probe UT results will be evaluated in accordance with "Fracture Mechanics Based Structural Margin evaluation for Commonwealth Edison BWR Reactor Pressure Vessel Head Studs", GE Nuclear Energy Report GE-NE-523-93-0991, DRF 137-0010, September 1991 [submitted with a M. H. Richter (CECo) letter to T. E. Murley (NRC) dated October 3, 1991]. The GE structural margin evaluation is based on conservative fracture mechanics methodology and actual fracture toughness testing of material from one of the low-toughness Dresden Unit 2 studs. If the end shot UT is found to be nonconservative, then an expanded sample with more sensitive bore probe UT will be performed. This approach will assure that Code structural margin are maintained without expanding the MT sample.

Results of the enhanced end shot UT, bore probe UT, and MT will be compared in order to benchmark the minimum detection limit of the enhanced end shot UT

RELIEF REQUEST CR-07
(Page 3 of 3)

technique. The minimum detection limit of the enhanced end shot UT technique will be judged against a conservative, bounding maximum allowable flaw size (established by the GE structural margin evaluation) which would be acceptable in all studs at the same time. If the minimum flaw detection limit of the enhanced end shot is found to be greater than the maximum allowable flaw size, additional bore probe UT examinations will be performed in lieu of the Section XI required MT sample expansion.
Expanding the MT sample if unacceptable surface indications are found would greatly increase the critical path time and radiation exposure burden during the outage. And, as other utilities have found, it may be impossible to remove the desired sample of studs, without damage, within the constraints of a refueling outage. It is estimated that complete removal of all studs, assuming no stuck studs, would take 8 additional critical path days and expend 7 additional person-rem.

The proposed program is highly proactive, in that Section XI only requires a normal sensitivity end shot UT to be performed in place, and RICSIL 055 only recommends enhanced end shot UT of at least 5 studs. In accordance with Section XI, structural margin would still be assured by the enhanced end shot and bore probe UT. Yet much essential information could be gained by surface examination of a limited sample of studs. For these reasons, CECo requests relief from the MT sample expansion requirements of Section XI IWB-2430.

PROPOSED ALTERNATE EXAMINATION

In lieu of the ASME Section XI requirements for items B6.20 and B6.30, at each refueling outage each RPV closure stud will be will be examined in place using enhanced end shot UT. Any flaws detected with the enhanced end shot UT will be sized using the bore probe UT. If an MT examination of a sample of studs reveals indications which are found by bore probe UT to exceed the maximum allowable flaw size, and were not detected by the enhanced end shot UT, then sample expansion will proceed using the bore probe UT in lieu of the ASME Section XI required MT sample expansion.

APPLICABLE TIME PERIOD

Relief is requested for the second ten-year interval of the Inservice Inspection Program for LaSalle Units 1 and 2.

RELIEF REQUEST CR-08
(Page 1 of 2)

COMPONENT IDENTIFICATION

Code Class:	1, 2., and 3
References:	IWA-4000 IWA-7000
Examination Category:	Not Applicable
Item Number:	Not Applicable
Description:	Exemption of Piping, Valves, and Fittings 1" NPS and Smaller and Their Associated Supports from the Requirements of Article IWA-4000, Repair Procedures.

CODE REQUIREMENT

Repair activities on piping, valves, and fittings 1" NPS and smaller must meet the requirements of Article IWA-4000.

BASIS FOR RELIEF

The rules governing the Repair Procedures, IWA-4000, allow repairs to be performed in accordance with the Owners Design Specifications (ODS) and the Original Construction Code (OCC) in lieu of the rules of Section XI as detailed in IWA-4120.

When repairs are performed on ASME Section XI Class 1, 2, and 3 components in accordance with the ODS/OCC, the requirements of IWA-4130, Repair Program; IWA-4140, Inspection; IWA-4600, Preservice Examination; IWA-4700, Pressure Test; and IWA-4800, Records, remain applicable. At LaSalle Station, the repairs performed to rules of the ODS/OCC and associated procedures are subject to equivalent requirements as the rules of paragraphs IWA-4200, Material; IWA-4300, Defect Removal; IWA-4400, Welding and Welder Qualifications; and IWA-4500, Repair Welding.

Repairs performed on ASME Section XI Class 1, 2, and 3 components that are 1" NPS and smaller are neither subject to the preservice examination requirements of IWA-4600 (per IWB-2200, IWC-2200, and IWD-2200) nor to the pressure test requirements of IWA-4700.

RELIEF REQUEST CR-08
(Page 2 of 2)

Consequently, if repairs on ASME Section XI Class 1, 2, and 3 components that are 1" NPS or smaller are not subject to the repair procedures of IWA-4000, the only requirements not being addressed are IWA-4130, Repair Program; IWA-4140, Inspection (Authorized Inspection Agency involvement); and IWA-4800, Records. Implementation of the requirements listed in this paragraph only creates an additional administrative burden that does not provide a compensating increase in the level of quality or safety. This is illustrated by the fact that the corresponding ASME Section XI rules for replacement of IWA-7000 allows the Owner to replace the same piping, valves, fittings, and associated supports (i.e. 1" NPS and smaller) without being subject to similar ASME Section XI requirements.

Based on the above reasons, LaSalle Station requests relief from the requirements of IWA-4000 when performing repair activities on 1" NPS and smaller piping, valves, fittings, and associated supports.

PROPOSED ALTERNATE EXAMINATION

LaSalle Station will perform and document repairs on 1" NPS and smaller piping, valves, fittings, and associated supports in accordance with the Commonwealth Edison Company Quality Assurance Program, which implements the criteria of 10CFR50, Appendix B, applicable Design Specifications and Construction Codes.

APPLICABLE TIME PERIOD

Relief is requested for the second ten-year interval of the Inservice Inspection Program for LaSalle Units 1 and 2.

RELIEF REQUEST CR-09
(Page 1 of 2)

COMPONENT IDENTIFICATION

Code Class:	1
References:	IWB-2500 Table IWB-2500-1
Examination Category:	B-D
Item Number:	B3.100
Description:	Examination of Head Spray, Head Vent, and Spare Nozzle Inner Radii
Component Numbers:	N7, N8, and N18

CODE REQUIREMENT

IWB-2500 states that components shall be examined and pressure tested as specified in Table IWB-2500-1.

Table IWB-2500-1 requires a volumetric examination to be performed on the inner radius section of all reactor vessel nozzles each inspection interval.

BASIS FOR RELIEF

The subject nozzles are located on the reactor vessel head. Access to the inner radius section of these nozzles is possible because the reactor vessel head is removed each refueling outage.

Service induced flaws are expected to initiate and grow from the inside surface of the nozzle inner radius section. Therefore, a surface examination performed on the nozzle inner radius section surface is judged to be more sensitive than a volumetric examination performed from the outside surface of the nozzle.

Based on the above, LaSalle Station requests relief from the volumetric examination requirement specified in Table IWB-2500-1 of the 1989 Edition of ASME Section XI for the subject nozzle inner radius sections.

PROPOSED ALTERNATE EXAMINATION

LaSalle Station will perform a surface examination of the nozzle inner radius surface at the same examination frequency specified by Table IWB-2500-1 for Category B-D. The surface examination area will be area "MN" as described in ASME Section XI, Figure IWB-2500-7.

RELIEF REQUEST CR-09
(Page 2 of 2)

APPLICABLE TIME PERIOD

Relief is requested for the second ten-year interval of the Inservice Inspection Program for LaSalle Units 1 and 2.

RELIEF REQUEST CR-10
(Page 1 of 1)

RELIEF REQUEST DELETED

RELIEF REQUEST CR-11
(Page 1 of 2)

COMPONENT IDENTIFICATION

Code Class:	1, 2, 3
Reference:	IWF-5200(a) IWF-5300(a)
Examination Category:	Not Applicable
Item Numbers:	Not Applicable
Description:	ISI Snubbers Included in the Technical Specification Snubber Visual and Functional Examination Program.

CODE REQUIREMENTS

Preservice examination per IWF-5200(a) and Inservice examination per IWF-5300(a) in accordance with the first addenda to ASME/ANSI OM-1987 Edition, Part 4, published in 1988 (OMa-1988, Part 4, per 10CFR50.55a, paragraph (b)(2)(viii), published August 6, 1992).

BASIS FOR RELIEF

The current LaSalle Technical Specifications (TS) include comprehensive program for visual examination and functional testing of all safety related hydraulic and mechanical snubbers. The safety related snubber population encompasses all Code Class 1, 2, and 3 snubbers.

Of the approximate total of 240 safety related snubbers per unit, approximately 215 are Code Class. The overlap of the visual examination and functional test programs per ASME Section XI and Technical Specifications for Code Class snubbers presents an unnecessary redundancy without a compensating increase in the level of quality and safety.

The TS snubber visual examination program requires a sample size of 100% of all safety related snubbers and incorporates the alternate snubber visual examination delineated in US NRC Generic Letter (GL) 90-09. As determined by the NRC Staff, the alternate schedule of GL 90-09 maintains the same confidence level of quality and safety as the previous TS schedule, which was very similar in content to that of OMa-1988, Part 4.

The GL 90-09 alternate schedule is based on the number of unacceptable snubbers found during the previous examination in proportion to the sizes of the various snubber populations or categories. The alternative examination interval is based on a fuel cycle of up to 24 months and may be as long as two fuel cycles, depending on the number of unacceptable snubbers found during the previous visual examination.

RELIEF REQUEST CR-11
(Page 2 of 2)

The TS snubber functional test program contain the sampling plans described in OMa-1988, Part 4. In the event of a snubber fails to meet the functional test acceptance criteria, the TS required additional testing samples and required corrective actions are equal to or more conservative than those specified in OMa-1988, Part 4.

Based on the reason that the TS snubber visual examination and functional test programs maintain the same or better levels of quality and safety as that of OMa-1988, Part 4, LaSalle Station requests that the TS visual examination and functional test programs for snubbers be used in lieu of the OMa-1988, Part 4 visual examination and functional test programs required by ASME Section XI, Subarticles IWA-5200(a) and IWA-5300(a).

PROPOSED ALTERNATE PROVISIONS

LaSalle Station will perform visual examinations and functional tests of Code Class snubbers in accordance with the snubber examination and test programs contained in the latest approved revision the Technical Specifications in lieu of the OMa-1988, Part 4 visual examination and functional test programs required by Subarticles IWF-5200(a) and IWF-5300(a).

Visual examiners, who are qualified to the applicable rules of ASME Section XI Article IWA-2000, will perform the examinations Code Class snubbers. Visual examination and functional test results of Code Class snubbers will be recorded and reported in accordance with the applicable rules of ASME Section XI Article IWA-6000.

APPLICABLE TIME PERIOD

Relief is requested for the second ten-year interval of the Inservice Inspection Program for LaSalle Units 1 and 2.

RELIEF REQUEST CR-12
REVISION 1
(Page 1 of 2)

COMPONENT IDENTIFICATION

Code Class:	**2 & 3**
References:	Code Case N-491 IWF-2000 Code Case N-491 Table IWF-2500-1 Code Case N-491 IWF-2430
Examination Categories:	F-A
Item Numbers:	F1.10 through F1.40
Description:	Examination Component Supports
Component Numbers:	HPCS, LPCS, RHR, RCIC Class 2 **MS Class 3** Component Supports In Suppression Pool

CODE REQUIREMENT

IWF-2500 of Code Case N-491 states that component supports shall be examined in accordance with Table IWF-2500-1.

Table IWF-2500-1 of Code Case N-491 requires a VT-3 examination on 15% of Class 2 component supports.

Table IWF-2500-1 of Code Case N-491 requires a VT-3 examination on 10% of Class 3 component supports.

IWF-2430 of Code Case N-491 requires examination on additional component supports when corrective measures in accordance with IWC-3000 or IWD-3000 is required on component support.

BASIS FOR RELIEF

There are a number of guides and rigid struts on the subject systems that are located in the Suppression Pool. In order to perform a meaningful VT-3 examination in accordance with ASME Section XI on these supports, removal of surface residues would be necessary prior to examination.

The cleaning process would be relatively involved and would present safety and contamination hazards to personnel involved. The Suppression Pool would most likely need to be drained and scaffolding erected for this cleaning process. Therefore, a VT-3 examination on these components is considered to be impractical.

RELIEF REQUEST CR-12
REVISION 1
(Page 2 of 2)

Based on the above reasons, LaSalle Station requests relief from the ASME Section XI/Code Case N-491 requirements for the VT-3 examination of the subject component supports.

PROPOSED ALTERNATE EXAMINATION

LaSalle Station will perform a general visual inspection of the Suppression Pool internal structural elements for evidence of apparent changes in proper pipe support orientation. This inspection will not be a VT-3 examination that is defined by ASME Section XI. The general visual inspection will be performed during reactor shutdown prior to each Type A Containment Leak Rate Test, thus exceeding the examination frequency of ASME Section XI/Code Case N-491.

APPLICABLE TIME PERIOD

Relief is requested for the second ten-year interval of the Inservice Inspection Program for LaSalle Units 1 and 2.

RELIEF REQUEST CR-13
(Page 1 of 1)

RELIEF REQUEST DELETED

RELIEF REQUEST CR-14
(Page 1 of 2)

COMPONENT IDENTIFICATION

Code Class:	1
References:	IWB-2500
Table	IWB-2500-1
Figure	IWB-2500-14
Examination Category:	B-H
Item Numbers:	B8.10
Description:	Examination of Reactor Vessel Support Skirt to Reactor Vessel Bottom Head Weld.
Component Number:	Unit 1: IVS-1 Unit 2: IVS-1

CODE REQUIREMENT

IWB-2500 states that components shall be examined and tested as specified in Table IWB-2500-1.

Table IWB-2500-1 requires a surface examination to be performed on areas A-B and C-D of Figure IWB-2500-13.

BASIS FOR RELIEF

The vessel support skirt is attached to the reactor vessel bottom head by means of a full penetration butt weld. Access to the root area of the weld is limited because of (1) a severe angle between the vessel bottom head and vessel support skirt and (2) close proximity of the control rod drive housings to the inner surface of the vessel support skirt. Therefore, the surface examination requirements of Figure IWB-2500-13 (examination area C-D) cannot be met due to the lack of accessibility.

Based on the above reasons, LaSalle Station requests relief from the ASME Section XI, surface examination requirements of Figure IWB-2500-13, examination area C-D.

RELIEF REQUEST CR-14
(Page 2 of 2)

PROPOSED ALTERNATE EXAMINATION

LaSalle Station will perform a surface examination on the accessible side of the subject weld (examination area A-B).

APPLICABLE TIME PERIOD

Relief is requested for the second ten-year interval of the Inservice Inspection Program for LaSalle Units 1 and 2.

RELIEF REQUEST CR-15
(Page 1 of 3)

COMPONENT IDENTIFICATION

Code Classes:	1 and 2
References:	IWB-2500 Table IWB-2500-1 Table IWC-2500-1
Examination Category:	B-J C-F-1, C-F-2
Item Numbers:	B9.12, B9.22 C5.12, C5.22, C5.42, C5.52, C5.62, C5.82
Description:	Examination of Longitudinal Welds in Piping.
Component Number:	Various

CODE REQUIREMENT

IWB-2500 states that components shall be examined and pressure tested as specified in Table IWB-2500-1.

Table IWB-2500-1 requires surface and volumetric examinations (piping welds 4" NPS or larger) or surface examination (piping welds less than 4" NPS) of at least a pipe-diameter length but no more than 12" of each longitudinal weld intersecting the circumferential welds.

IWC-2500 states that components shall be examined and pressure tested as specified in Table IWC-2500-1.

Table IWC-2500-1 requires surface and volumetric examinations (piping welds piping welds 2" NPS or larger) or surface examination (pipe branch connections 2" NPS or larger) of 2.5t length from the intersecting circumferential weld.

BASIS FOR RELIEF

At each LaSalle unit, there are approximately 100 Class 1 longitudinal welds and 28 Class 2 longitudinal welds that are subject to surface and volumetric examinations. Examining 100 Class 1 longitudinal welds would incur approximately 140 man-rem per interval, assuming the average exposure rate of 100 mR/hr. Similarly, examination of 28 Class 2 longitudinal welds would incur approximately 5.6 man-rem per interval, assuming the average exposure rate of 20 mR/hr.

RELIEF REQUEST CR-15
(Page 2 of 3)

Typically, longitudinal welds are high quality welds. They are typically fabricated under controlled shop conditions and the vast majority underwent heat treatment. Heat treatment of the piping and longitudinal welds enhances the material properties of the welds and reduces the welding residual stresses. Just as fabrication processes are typically better controlled in the shop than in the field, the original shop examinations were also performed under more favorable conditions. This further increases the confidence level for longitudinal welds.

To date, there are no evidence of significant loading conditions or known material degradation mechanisms which specifically relate to longitudinal welds. Longitudinal weld examinations at LaSalle Units 1 and 2 have not detected any defects compromising piping integrity. This experience is further supported by an industry-wide survey that found no evidence of longitudinal weld defects compromising safety at nuclear generating facilities. This survey was conducted recently by the ASME Section XI Task Group on Optimization of ISI.

Ultrasonic and/or surface examinations of longitudinal welds to the extent required by ASME Section XI create radiation and cost burdens without generating significant added safety benefits.

Based on the above reasons, LaSalle Station requests relief from the volumetric and/or surface examination requirements specified in Table IWB-2500-1 and IWC-2500-1 of the 1989 Edition of ASME Section XI for the subject longitudinal welds.

PROPOSED ALTERNATE EXAMINATION

LaSalle Station will perform the following:

1. Surface examination on portions of the longitudinal welds that fall within the examination boundaries of intersecting circumferential welds when only a surface examination is required.

2. Surface and volumetric examinations on portions of the longitudinal welds that fall within the examination boundaries of intersecting circumferential welds when both surface and volumetric examinations are required, provided that:

   (a) Where longitudinal welds are specified, and locations are known, examination requirements will be met for transverse and parallel flaws at the intersection of the welds and for that length of the longitudinal weld within the circumferential weld examination volume.

RELIEF REQUEST CR-15
(Page 3 of 3)

(b) Where longitudinal welds are specified, but locations are unknown, or the existence of the longitudinal welds is uncertain, the examination requirements will be met for both transverse and parallel flaws within the entire examination volume of the intersecting circumferential welds.

APPLICABLE TIME PERIOD

Relief is requested for the second ten-year interval of the Inservice Inspection Program for LaSalle Units 1 and 2.

RELIEF REQUEST CR-16
(Page 1 of 2)

COMPONENT IDENTIFICATION

Code Class:	1
References:	IWB-2500 Table IWB-2500-1
Examination Categories:	B-G-2
Item Numbers:	B7.80
Description:	Examination of CRD Housings Bolting
Component Numbers:	N/A

CODE REQUIREMENT

IWB-2500 states that components shall be examined and pressure tested as specified in Table IWB-2500-1.

Table IWB-2500-1 requires a VT-1 examination to be performed on CRD housing bolting when disassembled.

BASIS FOR RELIEF

During each refuel outage a number of control rod drives are disassembled for maintenance. CRD bolts disassembled during these maintenance activities are either discarded or saved for subsequent refurbishment. New bolts are used when the control rod drives are replaced.

Replacing of CRD bolting is a more conservative approach in assuring the structural integrity of the CRD mechanical connections than reusing bolting that was examined by VT-1 method. This approach removes any possible service induced degradation mechanisms that may exist, therefore, it assures structural integrity of CRD mechanical connection.

New CRD bolts used for replacement are subject to a surface examination in accordance the procurement specification.

For the above reasons, LaSalle Station requests relief from the requirements of ASME Section XI, 1989 Edition, Table IWA-2500-1 for examination of CRD Housing bolting.

RELIEF REQUEST CR-16
(Page 2 of 2)

PROPOSED ALTERNATE EXAMINATION

CRD cap screws at LaSalle Station will be replaced without being subject to a VT-1 examination every time a CRD housing is disassembled and reassembled.

APPLICABLE TIME PERIOD

Relief is requested for the second ten-year interval of the inservice inspection Program for LaSalle Units 1 and 2.

SECTION 9

UNIT 1 PRESSURE TESTING SUMMARY TABLE

UNIT 1
PRESSURE TESTING
SUMMARY TABLE

EXAMINATION CATEGORY	ITEM NUMBER	ITEM NUMBER DESCRIPTION	EXAMINATION REQUIREMENTS	SYSTEM(S)	RELIEF REQUESTS/ CODE CASE
		ALL PRESSURE RETAINING COMPONENTS			
	B15.10	REACTOR VESSEL		FW	PR-01 PR-05 PR-06
	B15.11			HP	
				LP	
	B15.50	PIPING		MS	
	B15.51			NB	
B-P			VISUAL, VT-2	RH	
	B15.60	PUMPS		RI	
	B15.61			RR	
				RT	
	B15.70	VALVES		SC	
	B15.71				

UNIT 1
PRESSURE TESTING
SUMMARY TABLE

EXAMINATION CATEGORY	ITEM NUMBER	ITEM NUMBER DESCRIPTION	EXAMINATION REQUIREMENTS	SYSTEM(S)	RELIEF REQUESTS/ CODE CASE
		ALL PRESSURE RETAINING COMPONENTS			
	C7.10	PRESSURE VESSELS		ES	PR-05 PR-06 PR-04 See Note 2
	C7.20			FW	
				HP	
	C7.30	PIPING		LP	
	C7.40			MS	
C-H			VISUAL, VT-2	NB	
	C7.50	PUMPS		RD	
	C7.60			RH	
				RI	
	C7.70	VALVES		RR	
	C7.80			SC	

UNIT 1
PRESSURE TESTING
SUMMARY TABLE

EXAMINATION CATEGORY	ITEM NUMBER	ITEM NUMBER DESCRIPTION	EXAMINATION REQUIREMENTS	SYSTEM(S)	RELIEF REQUESTS/ CODE CASE
D-A	D1.10	ALL PRESSURE RETAINING COMPONENTS	VISUAL, VT-2	CSCS DG FC HP LP MS RH RR	PR-05 PR-06 PR-02 See Note 4 PR-03 See Note 3
D-B	D2.10				
D-C	D3.10				

NOTES:

1. SEE LIST OF CRD's IN SECTION 2 FOR DESCRIPTION OF SYSTEM ACRONYMNS

2. PR-04 APPLIES TO REACTOR VESSEL HEAD FLANGE SEAL LEAK DETECTION SYSTEM..

UNIT 1
PRESSURE TESTING
SUMMARY TABLE

EXAMINATION CATEGORY	ITEM NUMBER	ITEM NUMBER DESCRIPTION	EXAMINATION REQUIREMENTS	SYSTEM(S)	RELIEF REQUESTS/ CODE CASE

3. PR-03 APPLIES TO MAIN STEAM SAFETY RELIEF VALVE DISCHARGE LINES.

4. PR-02 APPLIES TO RH HEAT EXCHANGER TUBES

SECTION 10

UNIT 2 PRESSURE TESTING SUMMARY TABLE

UNIT 2
PRESSURE TESTING
SUMMARY TABLE

EXAMINATION CATEGORY	ITEM NUMBER	ITEM NUMBER DESCRIPTION	EXAMINATION REQUIREMENTS	SYSTEM(S)	RELIEF REQUESTS/ CODE CASE
		ALL PRESSURE RETAINING COMPONENTS			
	B15.10	REACTOR VESSEL		FW	PR-01 PR-05 PR-06
	B15.11			SP	
				LP	
	B15.50	PIPING		MS	
	B15.51			NB	
B-P			VISUAL, VT-2	RH	
	B15.60	PUMPS		RI	
	B15.61			RR	
				RT	
	B15.70	VALVES		SC	
	B15.71				

UNIT 2
PRESSURE TESTING
SUMMARY TABLE

EXAMINATION CATEGORY	ITEM NUMBER	ITEM NUMBER DESCRIPTION	EXAMINATION REQUIREMENTS	SYSTEM(S)	RELIEF REQUESTS/ CODE CASE
		ALL PRESSURE RETAINING COMPONENTS			
	C7.10	PRESSURE VESSELS		ES	PR-05 PR-06 PR-04 See Note 2
	C7.20			FW	
				HP	
	C7.30	PIPING		LP	
	C7.40			MS	
C-H			VISUAL, VT-2	NB	
	C7.50	PUMPS		RD	
	C7.60			RH	
				RI	
	C7.70	VALVES		RR	
	C7.80			SC	

UNIT 2
PRESSURE TESTING
SUMMARY TABLE

EXAMINATION CATEGORY	ITEM NUMBER	ITEM NUMBER DESCRIPTION	EXAMINATION REQUIREMENTS	SYSTEM(S)	RELIEF REQUESTS/ CODE CASE
D-A	D1.10	ALL PRESSURE RETAINING COMPONENTS	VISUAL, VT-2	CSCS DG FC HP LP MS RH RR	PR-05 PR-06 PR-02 See Note 4 PR-03 See Note 3
D-B	D2.10				
D-C	D3.10				

NOTES:

1. SEE LIST OF CBD's IN SECTION 2 FOR DESCRIPTION OF SYSTEM ACRONYMNS

2. PR-04 APPLIES TO REACTOR VESSEL HEAD FLANGE SEAL LEAK DETECTION SYSTEM..

UNIT 2
PRESSURE TESTING
SUMMARY TABLE

EXAMINATION CATEGORY	ITEM NUMBER	ITEM NUMBER DESCRIPTION	EXAMINATION REQUIREMENTS	SYSTEM(S)	RELIEF REQUESTS/ CODE CASE

3. PR-03 APPLIES TO MAIN STEAM SAFETY RELIEF VALVE DISCHARGE LINES.

4. PR-02 APPLIES TO RH HEAT EXCHANGER TUBES

SECTION 11

PRESSURE TESTING RELIEF REQUESTS

SYSTEM PRESSURE TESTING
RELIEF REQUEST INDEX/SUMMARIES

RELIEF REQ. #	PAGE(S)	REV.	DATE	SUMMARY
PR-01	1-3 thru 11-4	0	10-17-94	System Leakage Test pressure for the disassembly and reassembly of mechanical joints
PR-02	11-5 thru 11-6	0	10-17-94	Alternate testing for the Residual Heat Removal Heat Exchanger tubes.
PR-03	11-7 thru 11-8	0	10-17-94	Functional and Hydrostatic pressure testing for the Main Steam Safety Relief Valve discharge lines.
PR-04	11-9 thru 11-12	0	10-17-94	Exemption from pressure testing Reactor Vessel Head Flange Seal Leak Detection System.
PR-05	11-13 thru 11-15	0	10-17-94	Use of alternative Rules for the 10 year Hydrostatic testing of Class 1, 2 & 3 Systems.
PR-06	11-16 thru 11-18	0	10-17-94	Use of alternative Rules for Hydrostatic testing requirements, after Repair or Replacement of Class 1, 2 & 3 Components.
PR-07	11-19 thru 11-20	0	02-02-96	Alternative Rules for Corrective Action Resulting from Leakage at Bolted Connections.

RELIEF REQUEST PR-01
(Page 1 of 2)

COMPONENT IDENTIFICATION

Code Class:	1
References:	IWA-5211(a), IWB-5221(a)
Examination Categories:	B-P
Item Numbers:	B15.10, B15.71
Description:	System Leakage Test Pressure for the Disassembly and Reassembly of Mechanical Connections.
Component Numbers:	Various

CODE REQUIREMENT

IWA-5211(a) requires a system leakage test to be conducted following the opening and re-closing of a component in the system after pressurization to nominal operating pressure.

IWB-5221(a) states that the system leakage test shall be conducted at a test pressure not less than the nominal operating pressure associated with 100% rated reactor power.

BASIS FOR RELIEF

The nominal operating pressure associated with 100% rated reactor power is 1,020 psig. Near the end of each refueling outage, a system pressure test of all Class 1 pressure retaining components is conducted at 1,020 psig.

Subsequent to the system pressure test conducted during a refueling outage, or during forced maintenance outages which can occur during an operating cycle, it may become necessary to disassemble and reassemble Class 1 mechanical connections that are located in the drywell and cannot be isolated from the reactor vessel. For these situations, the performance of a Class 1 system leakage test at 1,020 psig would have a significant impact on the unit's critical path outage time and personnel radiation exposure.

The nominal Class 1 system pressure test, which is performed with the vessel flooded up, requires numerous equipment outages (e.g., 380 valves must be taken out-of-service). Performance of the system leakage test, takes approximately 5 days (3 shifts per day) with a total personnel exposure of approximately 2.5 Man-Rem.

RELIEF REQUEST PR-01
(Page 2 of 2)

Performance of a system leakage test during normal startup is possible, however the test cannot be performed at 10,020 psig. During unit startup, the Electro-Hydraulic Control System precludes a reactor pressure above 950 psig without significant increases in reactor power. In order to achieve a pressure of 1,020 psig, the reactor would have to be at approximately 100% rated power. The radiation levels at this power level are prohibitive, and prevent drywell entry by plant personnel.

A drywell entry to inspect for leakage can be performed at greater than, or equal to 920 psig, which is associated with approximately 15% reactor power. Performance of the leakage test in this manner would have an insignificant impact on the ability to detect leakage from a reassembled mechanical connection. It would also significantly reduce the personnel exposure and critical path outage time required for the test.

Based on the above, LaSalle County Station requests relief from the ASME Section XI requirements for the system leakage test pressure when performing pressure testing of reassembled, unisolable Class 1 mechanical connections.

PROPOSED ALTERNATE EXAMINATION

As an alternate examination, LaSalle County Station will perform a system leakage test at greater than, or equal to 920 psig during unit outages when an unisolable Class 1 mechanical connection in the drywell has been disassembled and reassembled either:

1) Subsequent to performance of the system pressure test conducted near the end of each refueling outage; or

2) During a forced maintenance outage in the course of an operating cycle.

APPLICABLE TIME PERIOD

Relief is requested for the second ten-year interval of the Inservice Inspection Program for LaSalle Units 1 and 2.

RELIEF REQUEST PR-02
(Page 1 of 2)

COMPONENT IDENTIFICATION

Code Class:	2
References:	IWA-5241(b)
Examination Categories:	C-H
Item Numbers:	C7.10, C7.11
Description:	Alternate testing for Residual Heat Removal Heat Exchanger Tubes.
Component Numbers:	Unit 1: 1E12-B001A, 1E12-B001B Unit 2: 2E12-B001A, 2E12-B001B

CODE REQUIREMENT

IWA-5241(b) states that the VT-2 examination of inaccessible components shall consist of an examination of the surrounding area, including floor areas or equipment surfaces located underneath the components, for evidence of leakage.

BASIS FOR RELIEF

The tubing inside the Residual Heat Removal (RHR) Heat Exchanger is inaccessible. A visual examiner cannot enter the RHR Heat Exchanger to perform an examination of the tubes or their surrounding areas during operational or hydrostatic testing of the tube side of the Heat Exchanger.

The shell side of the Heat Exchanger could be pressurized with the tube side drained. Evidence of leakage could then be observed from the shell side to the tube side. However, this requires the removal of the Heat Exchanger Channel Cover flange. Access to the tube side of the vertically mounted Heat Exchanger is from the bottom. The Channel Cover flange weighs approximately 3,500 pounds. Proper alignment of the relatively thin metallic gasket material is difficult to obtain, especially down the center of the Channel Partition Plate. The torquing sequence requires one complete application up to the final torque value while cold, and another complete pass once the Heat Exchanger comes up to normal operating temperature. Past history of this disassembly and reassembly process has proven to cause leaks in this flanged connection that are troublesome to repair while trying to bring the unit back on-line at the end of an outage. As this method can create more leaks than would be found by the inspection, it is considered to create an undo hardship.

Based on the above, LaSalle County Station requests relief from the ASME Section XI requirements for performing a VT-2 examination of the RHR Heat Exchanger tubing during hydrostatic and operational pressure tests.

RELIEF REQUEST PR-02
(Page 2 of 2)

PROPOSED ALTERNATE EXAMINATION

Monitoring of radiation levels in the tube side cooling water will be performed during the shell side pressure test as an alternate method of verifying tube integrity. Radiation levels within Technical Specification limits will be considered acceptable.

When the Heat Exchanger Channel Cover flange is removed for other reasons (i.e. maintenance, repair, or modification work), a VT-2 examination will be performed while the Channel Cover flange is removed and the RHR Heat Exchanger (shell side) is at normal operating pressure. However, the Heat Exchanger Channel Cover flange will not be removed for the sole purpose of performing a VT-2 examination.

APPLICABLE TIME PERIOD

Relief is requested for the second ten-year interval of the Inservice Inspection Program for LaSalle Units 1 and 2.

RELIEF REQUEST PR-03
(Page 1 of 2)

COMPONENT IDENTIFICATION

Code Class:	3
References:	IWD-5223(f)
Examination Categories:	D-B
Item Numbers:	D2.10
Description:	Exemption From Pressure Testing Piping Beyond the Last Safety or Relief Valve which Discharges into the Suppression Pool.
Component Numbers:	Various

CODE REQUIREMENT

ASME Section XI 1989 Edition, IWD-5223(f) states "For safety or relief valve piping which discharges into the containment pressure suppression pool, a pneumatic test (at a pressure of 90% of the pipe submergence head of water) that demonstrates leakage integrity shall be performed in lieu of the system hydrostatic test."

BASIS FOR RELIEF

LaSalle County Station has eighteen Main Steam Relief Valves with associated discharge lines and vacuum breakers. The discharge lines run down through the drywell and discharge into the Suppression Pool.

The provisions of IWD-5223(f) call for a pneumatic test at a test pressure of 90% of the pipe submergence head of water to be performed. The design of the Main Steam Relief Valves and associated discharge piping at LaSalle County Station does not allow for a test to be performed which would demonstrate leakage integrity. No test taps are available on these discharge lines which would allow for the proper pressurization of the system. The pressure associated with 90% submergence head in these discharge lines relates to approximately 3-5 psig, while the design pressure of the lines is 600 psi. At this low test pressure, the vacuum breakers are not designed to provide a leak tight seal and would provide a leak path which would prevent verification of leakage integrity. Imposition of the Code Requirement would present undo hardship and difficulty to LaSalle County Station in that it would require that test taps be provided, a change in the design of the Main Steam Relief Valves, and a change in the design of the vacuum breakers. Per 10CFR50.55a section (g)(4), Code Class components shall meet the requirements of ASME Section XI to the extent practical within the limitations of design, geometry, and materials of construction of the components.

RELIEF REQUEST PR-03
(Page 2 of 2)

Additionally, normal plant operation does not require the actuation and lifting of these relief valves. The valves are only required to operate during accident and transient conditions. The relief valves could be lifted at power, but this practice not only challenges equipment important to safety, but also contributes to degradation of the seating surfaces of the valves leading to leakage and subsequent elevated suppression pool temperatures during the fuel cycle. The lifting of these valves during power operation is considered to present an undue challenge to equipment important to safety, which at the Code Required test pressure of 3-5 psi does not provide a commensurate increase in the level of safety gained by the imposition of the Code Requirement.

Based on the above, LaSalle County Station requests relief from the ASME Section XI requirements for performing a VT-2 under normal operating conditions, and from the hydrostatic test requirements to perform a pneumatic test at 90% of pipe submergence head once each inspection interval.

PROPOSED ALTERNATE EXAMINATION

No alternative examinations are proposed.

APPLICABLE TIME PERIOD

Relief is requested for the second ten-year interval of the Inservice Inspection Program for LaSalle Units 1 and 2.

RELIEF REQUEST PR-04
(Page 1 of 4)

COMPONENT IDENTIFICATION

Code Class:	2
References:	IWC-5210(a)(2) Table IWC-2500-1
Examination Categories:	C-H
Item Numbers:	C7.60, C7.80
Description:	Exemption From Pressure Testing Reactor Vessel Head Flange Seal Leak Detection System.
Component Numbers:	Various

CODE REQUIREMENT

IWC-5210 (a)(2) requires that the pressure retaining components within each system boundary be subjected to a system hydrostatic pressure test.

BASIS FOR RELIEF

The Reactor Vessel Head Flange Leak Detection Line is separated from the reactor pressure boundary by one passive membrane, a silver plated O-ring located on the vessel flange. A second O-ring is located on the opposite side of the tap in the vessel flange (See Figure PR-04.1). This line is required during plant operation in order to indicate failure of the inner flange seal O-ring. Failure of the O-ring would result in a High Pressure Alarm in the Main Control Room.

The configuration of this system precludes hydrostatic testing while the vessel head is removed. As figure PR-04.1 portrays, the odd configuration of the vessel tap, combined with the small size of the tap and the high test pressure requirement (1000 psig minimum), prevents the tap from being temporarily plugged. Also, when the vessel head is installed, an adequate pressure test cannot be performed due to the fact that the inner O-ring is designed to withstand pressure in one direction only. Resulting from the groove that the O-ring sits in and the pin/wire clip assembly (See Figure PR-04.2), pressurization in the opposite direction could damage the O-ring and thus result in further damage to the O-ring and vessel flange itself from steam cutting.

RELIEF REQUEST PR-04
(Page 2 of 4)

Pressure testing of this line during the Class 1 System Leakage and/or Hydrostatic Test is precluded because the will only be pressurized in the event of a failure of the inner O-ring. Purposely failing the inner O-ring to perform the Code Required test would require purchasing a new set of O-rings, additional time and radiation exposure to detension the reactor vessel head, install the new O-rings, and then reset and retension the reactor vessel head. This is considered to impose an undue hardship and burden on LaSalle County Station.

Based on the above, LaSalle County Station requests relief from the ASME Section XI requirements for static and operational pressure testing of the Reactor Vessel Head Flange Seal Leak Detection System.

PROPOSED ALTERNATE EXAMINATION

A VT-2 examination will be performed on the line during a refueling outage. The hydrostatic head developed with the leak detection line filled with water up to the vessel flange will allow for the detection of any gross indications in the line. This examination will be performed with the frequency specified by Table IWC-2500-1 for an IWC-5221 test (once each inspection period).

APPLICABLE TIME PERIOD

Relief is requested for the second ten-year interval of the Inservice Inspection Program for LaSalle Units 1 and 2.

RELIEF REQUEST PR-04
(Page 3 of 4)

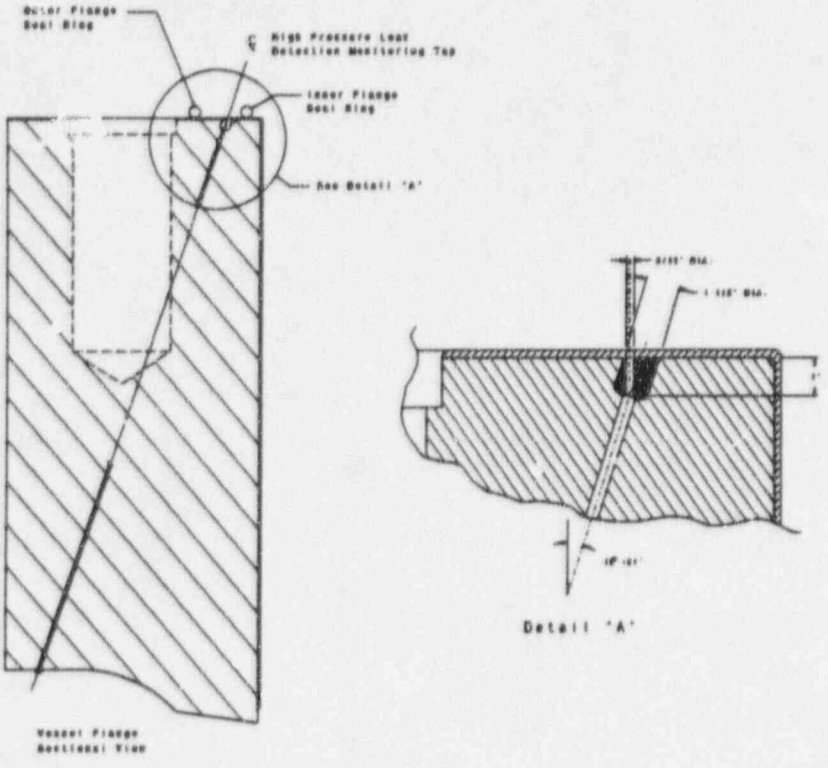

FIGURE PR-04.1

FLANGE SEAL LEAK DETECTION LINE DETAIL

RELIEF REQUEST PR-04
(Page 4 of 4)

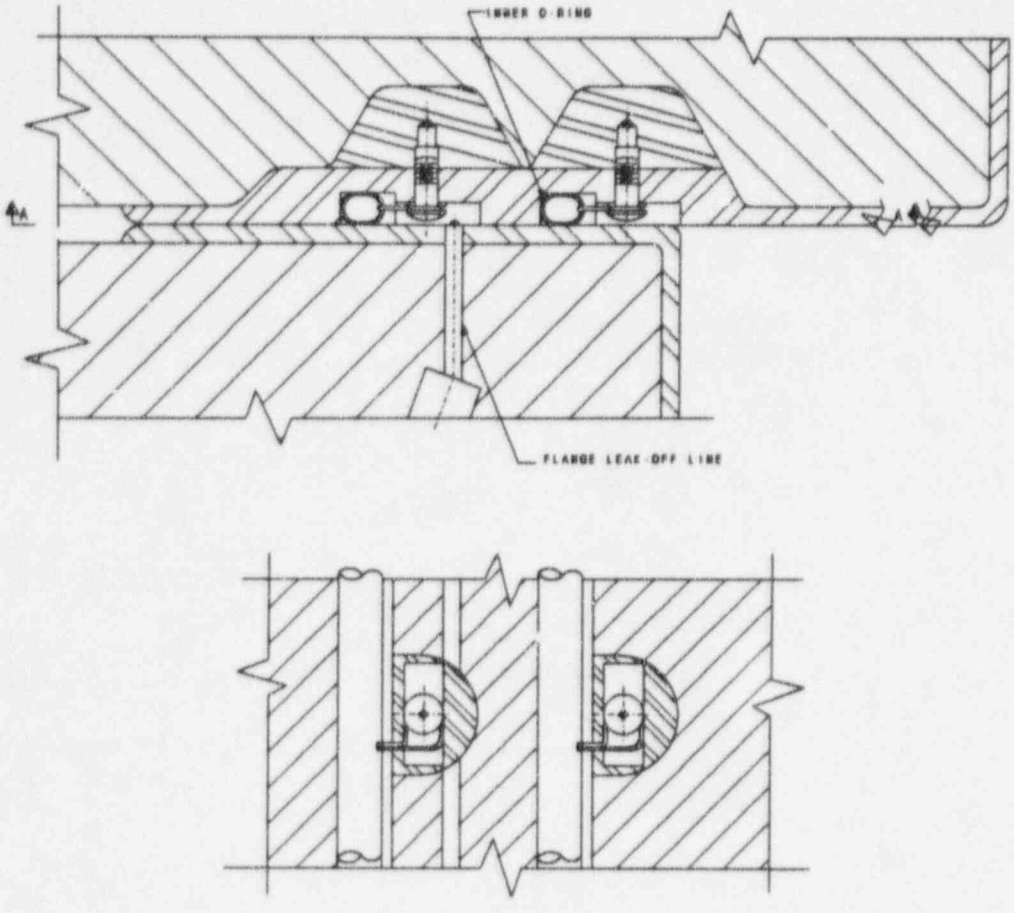

FIGURE PR-04.2

O-RING CONFIGURATION

RELIEF REQUEST PR-05
(Page 1 of 3)

COMPONENT IDENTIFICATION

Code Class:	1, 2, and 3
References:	IWA-5000, IWB-5000, IWC-5000, IWD-5000, Table IWB-2500-1, Table IWC-2500-1, Table IWD-2500-1
Examination Categories:	B-P, C-H, D-A, D-B, D-C
Item Numbers:	B15.ST, C7.ST, D1.10, D2.10, D3.10
Description:	Alternate Pressure Testing of Class 1, 2 and 3 Systems in lieu of the Ten-Year Hydrostatic Pressure Test.
Component Numbers:	All Class 1, 2, and 3 pressure retaining components subject to Hydrostatic Testing per IWA-5000.

CODE REQUIREMENT

ASME Section XI, Tables IWB-2500-1, IWC-2500-1 and IWD-2500-1 require Class 1, 2 and 3 pressure retaining components to be VT-2 examined while the system(s) is subjected to an elevated pressure hydrostatic test at or near the end of each inspection interval.

ASME Section XI, IWB-5222 states the Class 1 system hydrostatic test may be conducted at any test pressure specified in Table IWB-5222-1. The test pressure range is $1.02xP_o$ to $1.10xP_o$ (where P_o is the nominal operating pressure corresponding with 100% rated reactor power) and is determined as a function of the test temperature. ASME Section XI IWC-5222 and IWD-5223 state that the system hydrostatic test pressure shall be at least 1.10 times the system pressure P_{sv} for systems with a design temperature of 200°F or less, and at least 1.25 times the system pressure P_{sv} for systems with a design temperature above 200°F. The system pressure, P_{sv}, is the lowest pressure setting among the safety or relief valves provided for overpressure protection within the boundary of the system to be tested. For test systems not provided with safety or relief valves, the system design pressure P_d shall be substituted for P_{sv}.

BASIS FOR RELIEF

Hydrostatic tests are difficult to perform and represent a true hardship to LaSalle County Station . Some of the difficulties associated with hydrostatic testing include the following:

-Hydrostatic testing often requires complicated or abnormal valve line-ups in order to properly vent, fill and isolate the system or component(s) being tested.

RELIEF REQUEST PR-05
(Page 2 of 3)

-Relief valves with setpoints lower than the hydrostatic test pressure must be gagged or removed and blind flanged thus deliberately defeating their intended overpressure protection function. In some cases this function is intended to protect equipment important to safety. The gagging, or blinding process also requires the draining and refilling of the system, which increases the radiation exposure burden.

-Valves that are not normally used for isolation (e.g., normally open pump discharge valves) are often required to provide pressure isolation for a hydrostatic test. These valves frequently require time consuming seat maintenance in order to allow for pressurization and isolation.

The difficulties in performing a hydrostatic pressure test are prohibitive when weighed against the benefits. Industry experience, which is corroborated by LaSalle County Station's experience, shows that most through wall leakage is detected during system operation as opposed to during elevated pressure tests such as ten-year hydrostatic tests.

Little benefit is gained from the added challenge to the piping system provided by a hydrostatic test (when compared to an operational test), especially when considering that the piping stress experienced during a hydrostatic test does not include the significant stresses affiliated with thermal growth and dynamic loading associated with design basis events.

LaSalle County Station believes that the imposition of the Code Required hydrostatic testing presents undue hardships which do not provide a commensurate increases in the level of safety which may be gained by performing the Code Requirement.

These arguments are supported by the approval of Code Case N-498-1 on May 11, 1994. This code case permits hydrostatic testing at nominal operating pressure in lieu of the elevated pressures currently required

Based on the above, LaSalle County Station requests relief from the ASME Section XI requirements for performing the ten-year hydrostatic tests at elevated pressures for Class 1, 2 and 3 systems.

RELIEF REQUEST PR-05
(Page 3 of 3)

PROPOSED ALTERNATE EXAMINATION

A VT-2 examination will be performed during a system hydrostatic test which is conducted using the rules of Code Case N-498-1.

APPLICABLE TIME PERIOD

Relief is requested for the second ten-year interval of the Inservice Inspection Program for LaSalle Units 1 and 2.

RELIEF REQUEST PR-06
(Page 1 of 3)

COMPONENT IDENTIFICATION

Code Class:	1, 2, and 3
References:	IWA-4700(a), IWB-7400, IWC-7200, IWC-7200, IWA-5214
Examination Categories:	B-P, C-H, D-A, D-B, D-C
Item Numbers:	B15.ST, C7.ST, D1.10, D2.10, D3.10
Description:	Alternative Pressure Test Requirements for Welded Repairs and Installation of Replacement Items by Welding on Class 1, 2, and 3 Pressure Retaining components.
Component Numbers:	All Class 1, 2, and 3 pressure retaining components subject to Hydrostatic Testing per IWA-4700.

CODE REQUIREMENT

IWA-4700(a) requires a hydrostatic test to be performed after repairs by welding, or the installation of replacement items by welding on the pressure retaining boundary of Class 1, 2, and 3 components, except as exempted by IWA-4700(b).

BASIS FOR RELIEF

Hydrostatic tests are difficult to perform and often represent a true hardship. Some of the difficulties associated with hydrostatic testing include the following:

-Hydrostatic testing often requires complicated or abnormal valve line-ups in order to properly vent, fill and isolate the system or component(s) being tested.

-Relief valves with setpoints lower than the hydrostatic test pressure must be gagged or removed and blind flanged. This process requires the draining and refilling of the system.

-Valves that are not normally used for isolation (e.g., normally open pump discharge valves) are often required to provide pressure isolation for a hydrostatic test. These valves frequently require time consuming seat maintenance in order to allow for pressurization and isolation.

RELIEF REQUEST PR-06
(Page 2 of 3)

-The radiation exposure required to perform a hydrostatic pressure test is high (in comparison to operational pressure testing) due to the large amount of time required to prepare the volume for testing (i.e., installing relief valve gags, performing appropriate valve line-ups, etc.).

The difficulties in performing a hydrostatic pressure test are prohibitive when weighed against the benefits. Industry experience, which is corroborated by LaSalle County Station's experience, shows that most through wall leakage is detected during system operation as opposed to during elevated pressure tests such as ten-year hydrostatic tests.

Little benefit is gained from the added challenge to the piping system provided by a hydrostatic test (when compared to an operational test), especially when considering that the piping stress experienced during a hydrostatic test does not include the significant stresses affiliated with thermal growth and dynamic loading associated with design basis events.

The acceptability of performing nominal operating pressure tests in lieu of hydrostatic tests is also supported by the recent approval by the Board of Nuclear Codes and Standards (BCNS) of Code Case N-416-1, "Alternative Pressure Test Requirements for Welded Repairs or Installation of Replacement Items by Welding", for Class 1, 2, and 3 Systems, ASME Section XI, Division 1. This Code Case allows a system pressure test at nominal operating pressure and temperature (in accordance with IWA-5000 of the 1992 Edition of ASME Section XI) to be used in lieu of a hydrostatic test, provided that NDE of the weld(s) is performed in accordance with the methods and acceptance criteria of the applicable Subsection of the 1992 Edition of ASME Section III.

Based on the above, LaSalle County Station requests relief from the ASME Section XI requirements for performing hydrostatic tests after repairs by welding, or the installation of replacement items by welding, on the pressure retaining boundary of Class 1, 2, and 3 components.

PROPOSED ALTERNATE EXAMINATION

As an alternate to the existing ASME Section XI requirements, LaSalle County Station will adopt the provisions of Code Case N-416-1 along with the following additional NDE requirements.when performing repairs by welding or installing replacement items by welding on the pressure retaining

RELIEF REQUEST PR-06
(Page 3 of 3)

boundary of Class 3 components, NDE shall be performed in accordance with the methods and acceptance criteria of Subsection ND of the 1992 Edition of ASME Section III. In addition, when the surface examination method is used in accordance with ND-5222 for a butt weld, an additional surface examination shall be performed on the root (pass) layer.

APPLICABLE TIME PERIOD

Relief is requested for the second ten-year interval of the Inservice Inspection Program for LaSalle Units 1 and 2.

RELIEF REQUEST PR-07
(Page 1 of 2)

COMPONENT IDENTIFICATION

Code Class:	1, 2 and 3
References:	IWA-5250(a)(2), IWB-2430, IWC-2430
Examination Categories:	N/A
Item Numbers:	N/A
Description:	Alternative rules for Corrective Action Resulting from Leakage at Bolted Connections.

CODE REQUIREMENT

IWA-5250(a)(2) states, "if leakage occurs at a bolted connection, the bolting shall be removed, VT-3 visually examined for corrosion, and evaluated in accordance with IWA-3100."

IWB-2430, IWC-2430 "Additional Examinations"

BASIS FOR RELIEF

Relief is requested on the basis that the proposed alternatives would provide an acceptable level of quality and safety.

As an alternative to the requirements of IWA-5250(a)(2), LaSalle Generating Station proposes the rules stated below. These rules will provide reasonable assurance that the safety and integrity of Class 1, 2, and 3 bolted connections will be maintained.

PROPOSED ALTERNATE EXAMINATION

As an alternate to the existing requirements, an evaluation to determine the susceptibility of the bolting to corrosion by an evaluation that considers as a minimum:

a) Type and location of the leakage
b) Historical leakage
c) Materials of the leaking component
d) Visual evidence of corrosion
e) Corrosiveness of the process fluid
f) History of the bolt material degradation due to corrosion in similar environments
g) Other components (and materials) in the vicinity of the leaking component including consideration of leak path, insulation effects, etc.

RELIEF REQUEST PR-07
(Page 2 of 2)

If any of the above parameters indicates a need for further evaluation, the bolt closest to the source of leakage shall be removed, receive a VT-1 Examination, and be evaluated in accordance with IWA-3100(a). If the leakage is identified when the bolted connection is in service, and the information in the evaluation is supportive, the removal of the bolt has evidence of degradation, all remaining bolting shall be removed, VT-1 examined, and evaluated in accordance with IWA-3100(a).

The additional examinations of IWB-2430 and IWC-2430 will not be performed unless the need is established by the above evaluation.

SECTION 12

CODE CASES

SECTION 12 - CODE CASES

1.0 The following ASME Section XI, Division 1, Code Cases are listed in paragraph C., REGULATORY POSITION, of Regulatory Guide 1.147, INSERVICE INSPECTION CODE CASE ACCEPTABILITY ASME SECTION XI DIVISION 1, as being acceptable to the NRC staff for implementation in the inservice inspection of components and supports, within any limitations stated in this Reg. Guide or the individual Code Case. The Code Cases listed are only those that apply, or may apply, to LCNS. LCNS may not currently utilize all of the Code Cases listed here, but reserves the right to use any of these Code Cases when applicable.

1.1 N-98 Calibration Block Tolerances.

1.2 N-211 Recalibration of Ultrasonic Equipment Upon Change of Personnel.

1.3 N-235 Ultrasonic Calibration Checks per Section V.

1.4 N-236-1 Repair and Replacement of Class MC Vessels.

1.5 N-278 Alternative Ultrasonic Calibration Block Configuration I-3131 and T-434.3

1.6 N-307-1 Revised Ultrasonic Examination Volume for Class 1 Bolting, Table IWB-2500-1, Examination Category B-G-1, When the Examinations Are Conducted From the Center Drilled Hole.

1.7 N-335-1 Rules for Ultrasonic Examination of Similar and Dissimilar Metal Piping Welds.

1.8 N-408-2 Alternative Rules for Examination of Class 2 Piping.

1.9 N-409-2 Procedure and Personnel Qualification Requirements for Ultrasonic Detection and Sizing of Intergranular Stress Corrosion Cracking in Austenitic Piping Welds.

1.10 N-415 Alternative Rules for Testing Pressure Relief Devices.

1.11 N-416 Alternative Rules for Hydrostatic Testing of Repair or Replacement of Class 2 Piping.

1.12 N-419 Extent of VT-1 Examinations, Category B-G-1 of Table IWB-2500-1.

1.13	N-426	Extent of VT-1 Examinations, Category B-G-2 of Table IWB-2500-1.
1.14	N-427	Code Cases and Inspection Plans
1.15	N-429-1	Alternative Rules for Ultrasonic Instrument Calibration.
1.16	N-432	Repair Welding Using Automatic or Machine Gas Tungsten-Arc Welding (GTAW) Temperbead Technique.
1.17	N-435-1	Alternative Examination Requirements for Vessels With Wall Thickness 2 in. or Less.
1.18	N-437	Use of Digital Readout and Digital Measurement Devices for Performing Pressure Tests.
1.19	N-457	Qualification Specimen Notch Location for Ultrasonic Examination of Bolts and Studs.
1.20	N-458	Magnetic Particle Examination of Coated Materials.
1.21	N-460	Alternative Examination Coverage for Class 1 and Class 2 Welds.
1.21	N-461	Alternative Rules for Piping Calibration Block Thickness.
1.22	N-463-1	Evaluation Procedures and Acceptance Criteria for Flaws in Class 1 Ferritic Piping that Exceed the Acceptance Standards of IWB-3514.2.
1.23	N-465	Alternate Rules for Pump Testing.
1.24	N-472	Use of Digital Readout and Digital Measurement Devices for Performing Pump Vibration Testing.
1.25	N-479-1	Boiling Water Reactor (BWR) Main Steam Hydrostatic Test.
1.26	N-481	Alternative Examination Requirements for Cast Austenitic Pump Casings.
1.27	N-485-1	Eddy Current Examination of Coated Ferritic Surfaces as an Alternative to Surface Examination.
1.28	N-489	Alternative Rules for Level III NDE Qualification Examinations.

1.29	N-490-1	Alternative Vision Test Requirements for Nondestructive Examiners.
1.30	N-491	Alternative Rules for Examination of Class 1, 2, 3, and MC Component Supports of Light-Water Cooled Power Plants.
1.31	N-494	Pipe Specific Evaluation Procedures and Acceptance Criteria for Flaws in Class 1 Ferritic Piping that Exceed the Acceptance Standards of IWB-3514.2
1.32	N-495	Hydrostatic Testing of Relief Valves.
1.33	N-496	Helical-coil Threaded Inserts.
1.34	N-498	Alternative Rules for 10-Year Hydrostatic Pressure Testing for Class 1 and 2 Systems.

SECTION 13

REFERENCES

SECTION 13 - REFERENCES

1.0 Code of Federal Regulations, Part 10, Paragraph 50.55a, Codes and Standards.

2.0 American Society of Mechanical Engineers Boiler and Pressure Vessel Code, Section XI, Division 1, Rules for Inservice Inspection of Nuclear Power Plant Components, 1989 Edition.

3.0 Regulatory Guide 1.147, Inservice Inspection Code Case Acceptability ASME Section XI Division 1.

4.0 Generic Letter 88-01, NRC Position on IGSCC in BWR Austenitic Stainless Steel Piping.

5.0 NUREG-0519, Safety Evaluation Report Related to the Operation of LaSalle County Station Units 1 & 2.

6.0 NUREG-0619, BWR Feedwater Nozzle and Control Rod Drive Return Line Nozzle Cracking.

7.0 NUREG-0800, Standard Review Plan for Review of Safety Analysis Reports for Nuclear Power Plants.

8.0 I.E. Bulletin 80-13, Examination of High and Low Pressure Core Spray Spargers.

9.0 LaSalle County Station Units 1 & 2 Technical Specifications.

10.0 LaSalle County Station Final Safety Analysis Report.

11.0 LaSalle County Station Updated Final Safety Analysis Report.

12.0 Bases Document for LaSalle County Station Units 1 & 2 Second Interval Inservice Inspection Programs.

13.0 Piping & Component Support and Integral Attachment Bases Document for LaSalle County Station Units 1 & 2 Second Interval Inservice Inspection Program.

14.0 LaSalle County Station P&ID's.

15.0 LaSalle County Station Line List.

16.0 LaSalle County Station Support List.

17.0 LaSalle County Station First Interval ISI Program.

18.0 LaSalle County Station Classification Boundary Drawings.

ASME SECTION XI CALIBRATION STANDARDS

ComED ID	MATERIAL	SCHEDULE	NOMINAL THICHNESS	HEAT
01-36-01	SA-155-KCF70 / SA-516 GR70 HT-D	N/A	1.5" Actual	802E31130
01-28-01	SA-155-KCF70 / SA-516 GR70 HT-D	N/A	1.1" Actual	811S29170
01-26-01	SA-155-KCF70	N/A	1.25" Actual	PQC-353 / 355
01-26-02	SA-155-KCF70	N/A	1.062" Actual	EHCT
01-26-04	SA-508	N/A	1.5" Actual	Q2Q82QT
01-24-01	SA-358 GR. 304	80	1.219"	PQC-523
01-24-02	SA-106 GR. B	40	.688"	N33432
01-24-03	SA-106 GR. B	20	.375"	N14608
01-24-04	SA-106 GR. B	100	1.531"	L2373
01-24-05	SA-155	140	2.062"	67293
01-24-07	SA-182-F304	100	1.531"	624108
01-24-08	SA-358 GR. 304	60	.969"	F83910
01-20-01	SA-106 GR. B	40	.594"	L0244
01-20-02	SA-358 TP. 304	40S	.375"	38499
01-20-03	SA-376 TP. 304	80	1.031"	3-365
01-20-04	SA-333 GR. 6	100	1.281"	J6252
01-18-01	SA-106 GR. B	40	.562"	L21681
01-18-02	SA-106 GR. B	100	1.156"	L2401
01-18-03	SA-106 GR. B	80	.938"	N12383
01-18-04	SA-358 TP. 304	40S	.375"	19397
01-18-05	SA-106 GR. B	STD.	.375"	80922
01-16-01	SA-106 GR. B	40	.500"	46461
01-16-02	SA-106 GR. B	100	1.031"	N13433
01-16-04	SA-358 GR. 304 / SA-240 TP. 304 HT-D	60	.656"	F81321
01-16-05	SA-358 GR. 304	100	1.031"	19638
01-14-01	SA-106 GR. B	30	.375"	150038
01-14-02	SA-106 GR. B	100	.920"	L04563
01-14-03	SA-106 GR. B	40	.438"	43378
01-14-04	SA-508	100	.920"	Unknown
01-12-01	SA-106 GR. B	40	.406"	N33751
01-12-02	SA-333 GR. 6	100	.844"	65235
01-12-03	SA-333 GR. 6	120	1.00"	45067
01-12-04	SA-106 GR. B	100	.844"	N11774
01-12-05	SA-106 GR. B	STD	.406"	252594
01-12-06	SA-312 TP. 304	100	.844"	7332
01-12-07	SA-358	80	.688"	61372
01-12-08	SA-335	80	.688"	F8543

ASME SECTION XI CALIBRATION STANDARDS

ComED ID	MATERIAL	SCHEDULE	NOMINAL THICHNESS	HEAT
01-12-09	SA-182	N/A	1.00"	78158
01-10-01	SA-106 GR. B	100	.719"	152177
01-10-02	SA-106 GR. B	40	.365"	252374
01-10-03	SA-333 GR. 6	100	.719"	182462
01-10-04	SA-106 GR. B	80	.594"	C.O.C.
01-08-01	SA-106 GR. B	160	.906"	PQC-355 / 353
01-08-02	SA-106 GR. B	40	.322"	152069
01-08-04	SA-106	80	.500"	151967
01-06-01	SA-106 GR. B	40	.280"	L20194
01-06-02	SA-106 GR. B	120	.562"	N12121
01-06-03	SA-333 GR. 6	120	.562"	L03849
01-04-04	SA-333 GR. 6	120	.438"	77607
01-04-05	SA-376	80	.337"	2P4894
01-03-03	SA-335	80	.300"	3P6428
01-60-01	SA-193 GR. 7	N/A	3.25" Diameter	11762
01-60-02	SA-540 CL3 GR. B-23	N/A	2.25" Diameter	45380
01-60-03	SA-193 GR.B-7	N/A	2.75" Diameter	11762
01-60-04	SA-193 GR.B-7	N/A	2.0" Diameter	11762
01-60-05	AISI 4340	N/A	1.5" Actual	Unknown
01-61-01	SA-540 GR. B-24 CL1	N/A	6.25" Diameter	15352
01-62-01	SA-540 GR. B-24 CL1	N/A	6.00" Diameter	15352
01-70-01	SA-508 / SB-166	N/A	.77" / .500"	PQC-349
01-70-02	SA-508 G.2 / SB-166	N/A	1.316" / 1.316"	AGE/RF
01-70-03	SA-508 / SS-304	N/A	1.35" / 1.6"	AV3929-9E-910 / 300J80-1A
01-70-04	SB-166 / SA-508	N/A	1.1"	NX7785 / 522308
01-70-05	SA-508 CL2 / SA-182 F304	N/A	0.640" Actual / 0.840" Actual	AV-3929-9E-9210 / S21014BLB
01-70-06	SA-508 / SA-182	N/A	0.089" / 1.08" Actual	Unknown
01-71-01	SB-166 / SA-508	N/A	.65" Actual	PQC-916
01-72-02	SA-508 / SA-182	N/A	1.25" / 1.25"	224887 / 78158
01-91-03	SA-533 GR. B	N/A	7" Nominal	PQC-448
01-91-04	SA-533 GR. B	N/A	4.75"	PQC-448
01-91-05	SA-533 GR. B	N/A	4.2"	PQC-448
01-91-06	SA-516 GR. 70 / 304L CLAD	N/A	1.18"	811T20750
01-91-07	SA-516 GR. 70 / 304L CLAD	N/A	0.81"	422A9521
01-91-08	SA-508	N/A	1.5" Actual	Unknown
01-92-01	SA-533	N/A	6.8"	PQC-867
01-92-02	SA-508 / SA-541	N/A	12.75" Actual	PQC-867

ASME SECTION XI CALIBRATION STANDARDS

ComED ID	MATERIAL	SCHEDULE	NOMINAL THICHNESS	HEAT
01-92-03	SA-533 GR.B	N/A	7.45"	PQC-867
01-92-04	SA-533	N/A	5.4" Actual	PQC-867
01-92-05	SA-533	N/A	3.8" Actual	PQC-867
01-92-06	SA-533	N/A	6.85"	PQC-867
01-92-07	SA-533 / GR.B	N/A	8.45"	PQC-867
CRD Return Line Nozzle	SA-533 / 508	N/A	8.45"	ZV6908
Unclad FW Nozzle	SA-533 / 508	N/A	8.45"	91569
Clad FW Nozzle	SA-533 / 508	N/A	8.45"	ARP

COMPONENT I.D. NO.	ITEM NO.	WELD TYPE	MATL. SPEC.	THICK. (IN)	CAL. STD. NO.	AZ(DEG) ELV(FT)	DWG. NO.	EXAM REQUIRED	PROC. NO.	NOTES
LCS-1-AA	B1.11	V1	SA-533	4.2 8.45	01-91-05 01-92-07	0-360 766	GEL-1006 & GEL-1109	UT-0 DEG. UT-45 DEG. UT-60 DEG.	NDT-C-30	
LCS-1-AB	B1.11	V6	SA-533	7 NOM.	01-91-03	0-360 776	GEL-1109	UT-0 DEG. UT-45 DEG. UT-60 DEG.	NDT-C-30	
LCS-1-AC	B1.11	V6	SA-533	7 NOM.	01-91-03	0-360 785	GEL-1109	UT-0 DEG. UT-45 DEG. UT-60 DEG.	NDT-C-30	
LCS-1-AD	B1.11	V6	SA-533	7 NOM.	01-91-03	0-360 795	GEL-1109	UT-0 DEG. UT-45 DEG. UT-60 DEG.	NDT-C-30	
LCS-1-AE	B1.11	V6	SA-533	7 NOM.	01-91-03	0-360 806	GEL-1109	UT-0 DEG. UT-45 DEG. UT-60 DEG.	NDT-C-30	
LCS-1-BA	B1.12	V6	SA-533	8.45	01-92-07	75 771	GEL-1109	UT-0 DEG. UT-45 DEG. UT-60 DEG.	NDT-C-30	
LCS-1-BB	B1.12	V6	SA-533	8.45	01-92-07	195 770	GEL-1109	UT-0 DEG. UT-45 DEG. UT-60 DEG.	NDT-C-30	
LCS-1-BC	B1.12	V6	SA-533	8.45	01-92-07	315 771	GEL-1109	UT-0 DEG. UT-45 DEG. UT-60 DEG.	NDT-C-30	
LCS-1-BD	B1.12	V6	SA-533	7 NOM.	01-91-03	50 788	GEL-1109	UT-0 DEG. UT-45 DEG. UT-60 DEG.	NDT-C-30	
LCS-1-BE	B1.12	V6	SA-533	7 NOM.	01-91-03	170 770	GEL-1109	UT-0 DEG. UT-45 DEG. UT-60 DEG.	NDT-C-30	

COMPONENT I.D. NO.	ITEM NO.	WELD TYPE	MATL. SPEC.	THICK. (IN)	CAL. STD. NO.	AZ (DEG) ELV (FT)	DWG. NO.	EXAM REQUIRED	PROC. NO.	NOTES
LCS-1-BF	B1.12	V6	SA-533	7 NOM.	01-91-03	290 788	GEL-1109	UT-0 DEG. UT-45 DEG. UT-60 DEG.	NDT-C-30	
LCS-1-BG	B1.12	V6	SA-533	7 NOM.	01-91-03	20 788	GEL-1109	UT-0 DEG. UT-45 DEG. UT-60 DEG.	NDT-C-30	
LCS-1-BH	B1.12	V6	SA-533	7 NOM.	01-91-03	140 788	GEL-1109	UT-0 DEG. UT-45 DEG. UT-60 DEG.	NDT-C-30	
LCS-1-BJ	B1.12	V6	SA-533	7 NOM.	01-91-03	260 797	GEL-1109	UT-0 DEG. UT-45 DEG. UT-60 DEG.	NDT-C-30	
LCS-1-BK	B1.12	V6	SA-533	7 NOM.	01-91-03	60 798	GEL-1109	UT-0 DEG. UT-45 DEG. UT-60 DEG.	NDT-C-30	
LCS-1-BM	B1.12	V6	SA-533	7 NOM.	01-91-03	180 795	GEL-1109	UT-0 DEG. UT-45 DEG. UT-60 DEG.	NDT-C-30	
LCS-1-BN	B1.12	V6	SA-533	7 NOM.	01-91-03	300 798	GEL-1109	UT-0 DEG. UT-45 DEG. UT-60 DEG.	NDT-C-30	
LCS-1-BP	B1.12	V6	SA-533	7 NOM.	01-91-03	33 811	GEL-1109	UT-0 DEG. UT-45 DEG. UT-60 DEG.	NDT-C-30	
LCS-1-BR	B1.12	V6	SA-533	7 NOM.	01-91-03	153 811	GEL-1109	UT-0 DEG. UT-45 DEG. UT-60 DEG.	NDT-C-30	
LCS-1-BS	B1.12	V6	SA-533	7 NOM.	01-91-03	273 811	GEL-1109	UT-0 DEG. UT-45 DEG. UT-60 DEG.	NDT-C-30	

COMPONENT I.D. NO.	ITEM NO.	WELD TYPE	MATL. SPEC.	THICK. (IN)	CAL. STD. NO.	AZ (DEG) ELV (FT)	DWG. NO.	EXAM REQUIRED	PROC. NO.	NOTES
GEL-1006-AH	B1.21	V3	SA-533	7.45	1-92-03	0-360 -	GEL-1006	UT-0 DEG. UT-45 DEG. UT-60 DEG.	NDT-C-30	INACCESSIBLE
GEL-1006-AJ	B1.21	V2	SA-533	7.45 4.2	1-92-03 1-91-05	0-360 - 0-360 -	GEL-1006 GEL-1006	UT-0 DEG. UT-45 DEG. UT-60 DEG.	NDT-C-30	
GEL-1009-AK	B1.21	V9	SA-533	4.75	01-91-04	0-360 -	GEL-1009	UT-0 DEG. UT-45 DEG. UT-60 DEG.	NDT-C-30	
GEL-1009-AL	B1.21	V8	SA-533	4.75	01-91-04	0-360 -	GEL-1009	UT-0 DEG. UT-45 DEG. UT-60 DEG.	NDT-C-30	
GEL-1006-CA	B1.22	V4	SA-533	7.45	1-92-03	7 -	GEL-1006	UT-0 DEG. UT-45 DEG. UT-60 DEG.	NDT-C-30	PARTIALLY INACCESSIBLE
GEL-1006-CB	B1.22	V4	SA-533	7.45	1-92-03	58 -	GEL-1006	UT-0 DEG. UT-45 DEG. UT-60 DEG.	NDT-C-30	PARTIALLY INACCESSIBLE
GEL-1006-CC	B1.22	V4	SA-533	7.45	1-92-03	110 -	GEL-1006	UT-0 DEG. UT-45 DEG. UT-60 DEG.	NDT-C-30	PARTIALLY INACCESSIBLE
GEL-1006-CD	B1.22	V4	SA-533	7.45	1-92-03	161 -	GEL-1006	UT-0 DEG. UT-45 DEG. UT-60 DEG.	NDT-C-30	PARTIALLY INACCESSIBLE
GEL-1006-CE	B1.22	V4	SA-533	7.45	1-92-03	213 -	GEL-1006	UT-0 DEG. UT-45 DEG. UT-60 DEG.	NDT-C-30	PARTIALLY INACCESSIBLE
GEL-1006-CF	B1.22	V4	SA-533	7.45	1-92-03	266 -	GEL-1006	UT-0 DEG. UT-45 DEG. UT-60 DEG.	NDT-C-30	PARTIALLY INACCESSIBLE

COMPONENT I.D. NO.	ITEM NO.	WELD TYPE	MATL. SPEC.	THICK. (IN)	CAL. STD. NO.	AZ(DEG) ELV(FT)	DWG. NO.	EXAM REQUIRED	PROC. NO.	NOTES
GEL-1006-CG	B1.22	V4	SA-533	7.45	1-92-03	316 -	GEL-1006	UT-0 DEG. UT-45 DEG. UT-60 DEG.	NDT-C-30	PARTIALLY INACCESSIBLE
GEL-1006-DA	B1.22	V4	SA-533	4.2	01-91-05	14 -	GEL-1006	UT-0 DEG. UT-45 DEG. UT-60 DEG.	NDT-C-30	PARTIALLY INACCESSIBLE
GEL-1006-DB	B1.22	V4	SA-533	4.2	01-91-05	50 -	GEL-1006	UT-0 DEG. UT-45 DEG. UT-60 DEG.	NDT-C-30	
GEL-1006-DC	B1.22	V4	SA-533	4.2	01-91-05	86 -	GEL-1006	UT-0 DEG. UT-45 DEG. UT-60 DEG.	NDT-C-30	
GEL-1006-DD	B1.22	V4	SA-533	4.2	01-91-05	122 -	GEL-1006	UT-0 DEG. UT-45 DEG. UT-60 DEG.	NDT-C-30	
GEL-1006-DE	B1.22	V4	SA-533	4.2	01-91-05	158 -	GEL-1006	UT-0 DEG. UT-45 DEG. UT-60 DEG.	NDT-C-30	
GEL-1006-DF	B1.22	V4	SA-533	4.2	01-91-05	194 -	GEL-1006	UT-0 DEG. UT-45 DEG. UT-60 DEG.	NDT-C-30	
GEL-1006-DG	B1.22	V4	SA-533	4.2	01-91-05	230 -	GEL-1006	UT-0 DEG. UT-45 DEG. UT-60 DEG.	NDT-C-30	
GEL-1006-DH	B1.22	V4	SA-533	4.2	01-91-05	266 -	GEL-1006	UT-0 DEG. UT-45 DEG. UT-60 DEG.	NDT-C-30	
GEL-1006-DJ	B1.22	V4	SA-533	4.2	01-91-05	302 -	GEL-1006	UT-0 DEG. UT-45 DEG. UT-60 DEG.	NDT-C-30	

COMPONENT I.D. NO.	ITEM NO.	WELD TYPE	MATL. SPEC.	THICK. (IN)	CAL. STD. NO.	AZ (DEG) ELV (FT)	DWG. NO.	EXAM REQUIRED	PROC. NO.	NOTES
GEL-1006-DK	B1.22	V4	SA-533	4.2	01-91-05	338 -	GEL-1006	UT-0 DEG. UT-45 DEG. UT-60 DEG.	NDT-C-30	
GEL-1009-CH	B1.22	V10	SA-533	4.75	01-91-04	5 -	GEL-1009	UT-0 DEG. UT-45 DEG. UT-60 DEG.	NDT-C-30	
GEL-1009-CJ	B1.22	V10	SA-533	4.75	01-91-04	77 -	GEL-1009	UT-0 DEG. UT-45 DEG. UT-60 DEG.	NDT-C-30	
GEL-1009-CK	B1.22	V10	SA-533	4.75	01-91-04	149 -	GEL-1009	UT-0 DEG. UT-45 DEG. UT-60 DEG.	NDT-C-30	
GEL-1009-CM	B1.22	V10	SA-533	4.75	01-91-04	221 -	GEL-1009	UT-0 DEG. UT-45 DEG. UT-60 DEG.	NDT-C-30	
GEL-1009-CN	B1.22	V10	SA-533	4.75	01-91-04	293 -	GEL-1009	UT-0 DEG. UT-45 DEG. UT-60 DEG.	NDT-C-30	
GEL-1009-DM	B1.22	V10	SA-533	4.75	01-91-04	0 -	GEL-1009	UT-0 DEG. UT-45 DEG. UT-60 DEG.	NDT-C-30	
GEL-1009-DN	B1.22	V10	SA-533	4.75	01-91-04	45 -	GEL-1009	UT-0 DEG. UT-45 DEG. UT-60 DEG.	NDT-C-30	
GEL-1009-DP	B1.22	V10	SA-533	4.75	01-91-04	90 -	GEL-1009	UT-0 DEG. UT-45 DEG. UT-60 DEG.	NDT-C-30	
GEL-1009-DQ	B1.22	V10	SA-533	4.75	01-91-04	135 -	GEL-1009	UT-0 DEG. UT-45 DEG. UT-60 DEG.	NDT-C-30	

COMPONENT I.D. NO.	ITEM NO.	WELD TYPE	MATL. SPEC.	THICK. (IN)	CAL. STD. NO.	AZ (DEG) ELV (FT)	DWG. NO.	EXAM REQUIRED	PROC. NO.	NOTES
GEL-1009-DR	B1.22	V10	SA-533	4.75	01-91-04	180 -	GEL-1009	UT-0 DEG. UT-45 DEG. UT-60 DEG.	NDT-C-30	
GEL-1009-DS	B1.22	V10	SA-533	4.75	01-91-04	225 -	GEL-1009	UT-0 DEG. UT-45 DEG. UT-60 DEG.	NDT-C-30	
GEL-1009-DT	B1.22	V10	SA-533	4.75	01-91-04	270 -	GEL-1009	UT-0 DEG. UT-45 DEG. UT-60 DEG.	NDT-C-30	
GEL-1009-DU	B1.22	V10	SA-533	4.75	01-91-04	315 -	GEL-1009	UT-0 DEG. UT-45 DEG. UT-60 DEG.	NDT-C-30	
LCS-1-AF	B1.30	V6	SA-533	7 NOM.	01-91-03	0-360 817	GEL-1109	UT-0 DEG. UT-45 DEG. UT-60 DEG.	NDT-C-30	
GEL-1009-AG	B1.40	V7	SA-533	4.75	01-91-04	0-360 -	GEL-1009	PT UT-0 DEG. UT-45 DEG. UT-60 DEG.	NDT-D-2 NDT-C-30	

NO.	COMPONENT I.D. NO.	ITEM NO.	WELD TYPE	MATL. SPEC.	THICK. (IN)	CAL. STD. NO.	AZ (DEG) ELV (FT)	DWG. NO.	EXAM REQUIRED	PROC. NO.	NOTES
1	LCS-1-N10	B3.090	V20	SA533	7 NOM.	01-91-03	180 795	GEL-1109	UT-0 DEG. UT-45 DEG. UT-60 DEG.	NDT-C-30	
2	LCS-1-N16	B3.090	V21	SA533	7 NOM.	01-91-03	180 797	GEL-1109	UT-0 DEG. UT-45 DEG. UT-60 DEG.	NDT-C-30	
3	LCS-1-N18	B3.090	V22	SA533	7 NOM.	01-91-04	TOP HEAD	GEL-1009	UT-0 DEG. UT-45 DEG. UT-60 DEG.	NDT-C-30	
4	LCS-1-N1A	B3.090	V11	SA-533	8.45	01-92-07	0 770	GEL-1109	UT-0 DEG. UT-45 DEG. UT-60 DEG.	NDT-C-30	
5	LCS-1-N1B	B3.090	V11	SA-533	8.45	01-92-07	180 770	GEL-1109	UT-0 DEG. UT-45 DEG. UT-60 DEG.	NDT-C-30	
6	LCS-1-N2A	B3.090	V12	SA-533	8.45	01-92-07	30 772	GEL-1109	UT-0 DEG. UT-45 DEG. UT-60 DEG.	NDT-C-30	
7	LCS-1-N2B	B3.090	V12	SA-533	8.45	01-92-07	60 772	GEL-1109	UT-0 DEG. UT-45 DEG. UT-60 DEG.	NDT-C-30	
8	LCS-1-N2C	B3.090	V12	SA-533	8.45	01-92-07	90 772	GEL-1109	UT-0 DEG. UT-45 DEG. UT-60 DEG.	NDT-C-30	
9	LCS-1-N2D	B3.090	V12	SA-533	8.45	01-92-07	120 772	GEL-1109	UT-0 DEG. UT-45 DEG. UT-60 DEG.	NDT-C-30	
10	LCS-1-N2E	B3.090	V12	SA-533	8.45	01-92-07	150 772	GEL-1109	UT-0 DEG. UT-45 DEG. UT-60 DEG.	NDT-C-30	

NO.	COMPONENT I.D. NO.	ITEM NO.	WELD TYPE	MATL. SPEC.	THICK. (IN)	CAL. STD. NO.	AZ (DEG) ELV (FT)	DWG. NO.	EXAM REQUIRED	PROC. NO.	NOTES
11	LCS-1-N2F	B3.090	V12	SA-533	8.45	01-92-07	210 772	GEL-1109	UT-0 DEG. UT-45 DEG. UT-60 DEG.	NDT-C-30	
12	LCS-1-N2G	B3.090	V12	SA-533	8.45	01-92-07	240 772	GEL-1109	UT-0 DEG. UT-45 DEG. UT-60 DEG.	NDT-C-30	
13	LCS-1-N2H	B3.090	V12	SA-533	8.45	01-92-07	270 772	GEL-1109	UT-0 DEG. UT-45 DEG. UT-60 DEG.	NDT-C-30	
14	LCS-1-N2J	B3.090	V12	SA-533	8.45	01-92-07	300 772	GEL-1109	UT-0 DEG. UT-45 DEG. UT-60 DEG.	NDT-C-30	
15	LCS-1-N2K	B3.090	V12	SA-533	8.45	01-92-07	330 772	GEL-1109	UT-0 DEG. UT-45 DEG. UT-60 DEG.	NDT-C-30	
16	LCS-1-N3A	B3.090	V13	SA-533	7 NOM.	01-91-03	72 811	GEL-1109	UT-0 DEG. UT-45 DEG. UT-60 DEG.	NDT-C-30	
17	LCS-1-N3B	B3.090	V13	SA-533	7 NOM.	01-91-03	108 811	GEL-1109	UT-0 DEG. UT-45 DEG. UT-60 DEG.	NDT-C-30	
18	LCS-1-N3C	B3.090	V13	SA-533	7 NOM.	01-91-03	252 811	GEL-1109	UT-0 DEG. UT-45 DEG. UT-60 DEG.	NDT-C-30	
19	LCS-1-N3D	B3.090	V13	SA-533	7 NOM.	01-91-03	288 811	GEL-1109	UT-0 DEG. UT-45 DEG. UT-60 DEG.	NDT-C-30	
20	LCS-1-N4A	B3.090	V13	SA-533	7 NOM.	01-91-03	30 798	GEL-1109	UT-0 DEG. UT-45 DEG. UT-60 DEG.	NDT-C-30	

NO.	COMPONENT I.D. NO.	ITEM NO.	WELD TYPE	MATL. SPEC.	THICK. (IN)	CAL. STD. NO.	AZ (DEG) ELV (FT)	DWG. NO.	EXAM REQUIRED	PROC. NO.	NOTES
21	LCS-1-N4B	B3.090	V13	SA-533	7 NOM.	01-91-03	90 798	GEL-1109	UT-0 DEG. UT-45 DEG. UT-60 DEG.	NDT-C-30	
22	LCS-1-N4C	B3.090	V13	SA-533	7 NOM.	01-91-03	150 798	GEL-1109	UT-0 DEG. UT-45 DEG. UT-60 DEG.	NDT-C-30	
23	LCS-1-N4D	B3.090	V13	SA-533	7 NOM.	01-91-03	210 798	GEL-1109	UT-0 DEG. UT-45 DEG. UT-60 DEG.	NDT-C-30	
24	LCS-1-N4E	B3.090	V13	SA-533	7 NOM.	01-91-03	270 798	GEL-1109	UT-0 DEG. UT-45 DEG. UT-60 DEG.	NDT-C-30	
25	LCS-1-N4F	B3.090	V13	SA-533	7 NOM.	01-91-03	330 798	GEL-1109	UT-0 DEG. UT-45 DEG. UT-60 DEG.	NDT-C-30	
26	LCS-1-N5	B3.090	V15	SA533	7 NOM.	01-91-03	120 797	GEL-1109	UT-0 DEG. UT-45 DEG. UT-60 DEG.	NDT-C-30	
27	LCS-1-N6A	B3.090	V16	SA533	7 NOM.	01-91-03	45 788	GEL-1109	UT-0 DEG. UT-45 DEG. UT-60 DEG.	NDT-C-30	
28	LCS-1-N6B	B3.090	V16	SA533	7 NOM.	01-91-03	135 788	GEL-1109	UT-0 DEG. UT-45 DEG. UT-60 DEG.	NDT-C-30	
29	LCS-1-N6C	B3.090	V16	SA533	7 NOM.	01-91-03	315 788	GEL-1109	UT-0 DEG. UT-45 DEG. UT-60 DEG.	NDT-C-30	
30	LCS-1-N7	B3.090	V17	SA533	4.75	01-91-04	TOP HEAD	GEL-1009	UT-0 DEG. UT-45 DEG. UT-60 DEG.	NDT-C-30	

NO.	COMPONENT I.D. NO.	ITEM NO.	WELD TYPE	MATL. SPEC.	THICK. (IN)	CAL. STD. NO.	AZ (DEG) ELV (FT)	DWG. NO.	EXAM REQUIRED	PROC. NO.	NOTES
31	LCS-1-N8	B3.090	V18	SA533	4.75	01-91-04	TOP HEAD	GEL-1009	UT-0 DEG. UT-45 DEG. UT-60 DEG.	NDT-C-30	
32	LCS-1-N9A	B3.090	V19	SA533	8.45	01-91-07	105 768	GEL-1109	UT-0 DEG. UT-45 DEG. UT-60 DEG.	NDT-C-30	
33	LCS-1-N9B	B3.090	V19	SA533	8.45	01-91-07	285 768	GEL-1109	UT-0 DEG. UT-45 DEG. UT-60 DEG.	NDT-C-30	
34	1-NIR-10	B3.100	NIR	SA-508	N/A	MP-1	180 795	GEL-1109	UT	NDT-C-10	
35	1-NIR-16	B3.100	NIR	SA-508	N/A	MP-1	180 797	GEL-1109	UT	NDT-C-10	
36	1-NIR-18	B3.100	NIR	SA-508	N/A	N/A	TOP HEAD	GEL-1009	PT	NDT-D-2	SEE RELIEF REQUEST CR-09
37	1-NIR-1A	B3.100	NIR	SA-508	N/A	MP-1	0 770	GEL-1109	UT	NDT-C-10	
38	1-NIR-1B	B3.100	NIR	SA-508	N/A	MP-1	180 770	GEL-1109	UT	NDT-C-10	
39	1-NIR-2A	B3.100	NIR	SA-508	N/A	MP-1	30 772	GEL-1109	UT	NDT-C-10	
40	1-NIR-2B	B3.100	NIR	SA-508	N/A	MP-1	60 772	GEL-1109	UT	NDT-C-10	

NO.	COMPONENT I.D. NO.	ITEM NO.	WELD TYPE	MATL. SPEC.	THICK. (IN)	CAL. STD. NO.	AZ (DEG) ELV (FT)	DWG. NO.	EXAM REQUIRED	PROC. NO.	NOTES
41	1-NIR-2C	B3.100	NIR	SA-508	N/A	MP-1	90 772	GEL-1109	UT	NDT-C-10	
42	1-NIR-2D	B3.100	NIR	SA-508	N/A	MP-1	120 772	GEL-1109	UT	NDT-C-10	
43	1-NIR-2E	B3.100	NIR	SA-508	N/A	MP-1	150 772	GEL-1109	UT	NDT-C-10	
44	1-NIR-2F	B3.100	NIR	SA-508	N/A	MP-1	210 772	GEL-1109	UT	NDT-C-10	
45	1-NIR-2G	B3.100	NIR	SA-508	N/A	MP-1	240 772	GEL-1109	UT	NDT-C-10	
46	1-NIR-2H	B3.100	NIR	SA-508	N/A	MP-1	270 772	GEL-1109	UT	NDT-C-10	
47	1-NIR-2J	B3.100	NIR	SA-508	N/A	MP-1	300 772	GEL-1109	UT	NDT-C-10	
48	1-NIR-2K	B3.100	NIR	SA-508	N/A	MP-1	330 772	GEL-1109	UT	NDT-C-10	
49	1-NIR-3A	B3.100	NIR	SA-508	N/A	MP-1	72 811	GEL-1109	UT	NDT-C-10	
50	1-NIR-3B	B3.100	NIR	SA-508	N/A	MP-1	108 811	GEL-1109	UT	NDT-C-10	

NO.	COMPONENT I.D. NO.	ITEM NO.	WELD TYPE	MATL. SPEC.	THICK. (IN)	CAL. STD. NO.	AZ (DEG) ELV (FT)	DWG. NO.	EXAM REQUIRED	PROC. NO.	NOTES
51	1-NIR-3C	B3.100	NIR	SA-508	N/A	MP-1	252 811	GEL-1109	UT	NDT-C-10	
52	1-NIR-3D	B3.100	NIR	SA-508	N/A	MP-1	288 811	GEL-1109	UT	NDT-C-10	
53	1-NIR-4A	B3.100	NIR	SA-508	N/A	MP-1	30 798	GEL-1109	UT	NDT-C-27	AUGMENTED TYPE 1B
54	1-NIR-4B	B3.100	NIR	SA-508	N/A	MP-1	90 798	GEL-1109	UT	NDT-C-27	AUGMENTED TYPE 1B
55	1-NIR-4C	B3.100	NIR	SA-508	N/A	MP-1	150 798	GEL-1109	UT	NDT-C-27	AUGMENTED TYPE 1B
56	1-NIR-4D	B3.100	NIR	SA-508	N/A	MP-1	210 798	GEL-1109	UT	NDT-C-27	AUGMENTED TYPE 1B
57	1-NIR-4E	B3.100	NIR	SA-508	N/A	MP-1	270 798	GEL-1109	UT	NDT-C-27	AUGMENTED TYPE 1B
58	1-NIR-4F	B3.100	NIR	SA-508	N/A	MP-1	330 798	GEL-1109	UT	NDT-C-27	AUGMENTED TYPE 1B
59	1-NIR-5	B3.100	NIR	SA-508	N/A	MP-1	120 797	GEL-1109	UT	NDT-C-10	
60	1-NIR-6A	B3.100	NIR	SA-508	N/A	MP-1	45 788	GEL-1109	UT	NDT-C-10	

NO.	COMPONENT I.D. NO.	ITEM NO.	WELD TYPE	MATL. SPEC.	THICK. (IN)	CAL. STD. NO.	AZ (DEG) ELV (FT)	DWG. NO.	EXAM REQUIRED	PROC. NO.	NOTES
61	1-NIR-6B	B3.100	NIR	SA-508	N/A	MP-1	135 788	GEL-1109	UT	NDT-C-10	
62	1-NIR-6C	B3.100	NIR	SA-508	N/A	MP-1	315 788	GEL-1109	UT	NDT-C-10	
63	1-NIR-7	B3.100	NIR	SA-508	N/A	N/A	TOP HEAD	GEL-1009	PT	NDT-D-2	SEE RELIEF REQUEST CR-09
64	1-NIR-8	B3.100	NIR	SA-508	N/A	N/A	TOP HEAD	GEL-1009	PT	NDT-D-2	SEE RELIEF REQUEST CR-09
65	1-NIR-9A	B3.100	NIR	SA-508	N/A	MP-1 01-91-04	105 768	GEL-1109	UT	NDT-C-10	
66	1-NIR-9B	B3.100	NIR	SA-508	N/A	MP-1 01-91-04	285 768	GEL-1109	UT	NDT-C-10	

NO.	COMPONENT I.D. NO.	CONF. FIG.	ITEM NO.	WELD TYPE	NOM. PIPE SIZE	NOM. THK.	MATL. SPEC.	DWG. NO.	EXAM TYPE	PROC. NO.	CAL. STD. NO.	NOTES
1	1-CRD-CAP	N-CAP	B5.10	V20A	6	0.770 0.500	SA-508 SB-166	01-E-11	PT UT-45 DEG.	NDT-D-2 NDT-C-40	01-70-01	SEE RELIEF REQUEST CR-04 CATEGORY "C" IGSCC
2	1-JPI-A-1	N-SE	B5.10	V19A	5	0.640 0.840	SA-508 SA-182	GEL-1093	PT UT-45 DEG.	NDT-D-2 NDT-C-40	01-70-05	SEE RELIEF REQUEST CR-04 CATEGORY "C" IGSCC
3	1-JPI-B-1	N-SE	B5.10	V19A	5	0.640 0.840	SA-508 SA-182	GEL-1093	PT UT-45 DEG.	NDT-D-2 NDT-C-40	01-70-05	SEE RELIEF REQUEST CR-04 CATEGORY "C" IGSCC
4	GEL-1094-N8	N-WNF	B5.10	V18A	N/A	1.500	SA-508 SA-182	GEL-1094	PT UT-45 DEG.	NDT-D-2 NDT-C-40	01-91-08	SEE RELIEF REQUEST CR-04 CATEGORY "C" IGSCC
5	GEL-1095-N18	N-WNF	B5.10	V22A	N/A	1.500	SA-508 SA-182	GEL-1095	PT UT-45 DEG.	NDT-D-2 NDT-C-40	01-91-08	SEE RELIEF REQUEST CR-04 CATEGORY "C" IGSCC
6	GEL-1095-N7	N-WNF	B5.10	V17A	N/A	1.500	SA-508 SA-182	GEL-1095	PT UT-45 DEG.	NDT-D-2 NDT-C-40	01-91-08	SEE RELIEF REQUEST CR-04 CATEGORY "C" IGSCC
7	IFW-1001-71B	EXT-SE	B5.130	MF-2	14	0.938	901LS	IFW-1001	PT UT-45 DEG.	NDT-D-2 NDT-C-2	01-14-04	AUGMENTED TYPE 1B
8	IFW-1001-81B	EXT-SE	B5.130	MF-2	14	0.938	901LS	IFW-1001	PT UT-45 DEG.	NDT-D-2 NDT-C-2	01-14-04	AUGMENTED TYPE 1B
9	IFW-1001-89B	EXT-SE	B5.130	MF-2	14	0.938	901LS	IFW-1001	PT UT-45 DEG.	NDT-D-2 NDT-C-2	01-14-04	AUGMENTED TYPE 1B
10	IFW-1002-53B	EXT-SE	B5.130	MF-2	14	0.938	901LS	IFW-1002	PT UT-45 DEG.	NDT-D-2 NDT-C-2	01-14-04	AUGMENTED TYPE 1B

NO.	COMPONENT I.D. NO.	COMP. FIG.	ITEM NO.	WELD TYPE	NOM. PIPE SIZE	NOM. THK.	MATL. SPEC.	DWG. NO.	EXAM TYPE	PROC. NO.	CAL. STD. NO.	NOTES
11	IFW-1002-63B	EXT-SE	B5.130	MF-2	14	0.938	901LS	IFW-1002	PT UT-45 DEG.	NDT-D-2 NDT-C-2	01-14-04	AUGMENTED TYPE 1B
12	IFW-1002-72B	EXT-SE	B5.130	MF-2	14	0.938	901LS	IFW-1002	PT UT-45 DEG.	NDT-D-2 NDT-C-2	01-14-04	AUGMENTED TYPE 1B
13	IHP-1001-42A	SE-N	B5.10	V21A	13	1.100	SB-166 SA-508	IHP-1001	PT UT-45 DEG.	NDT-D-2 NDT-C-40	01-70-04	SEE RELIEF REQUEST CR-04 CATEGORY "C" IGSCC
14	IHP-1001-42B	EX-SE	B5.130	MF-2	10	0.719	SA-106 SB-166	IHP-1001	PT UT-45 DEG.	NDT-D-2 NDT-C-2	01-10-04 01-71-01	SEE RELIEF REQUEST CR-04 CATEGORY "C" IGSCC
15	ILP-1001-33A	SE-N	B5.10	V15A	13	1.100	SB-166 SA-508	ILP-1001	PT UT-45 DEG.	NDT-D-2 NDT-C-40	01-70-04	SEE RELIEF REQUEST CR-04 CATEGORY "C" IGSCC
16	ILP-1001-33B	EX-SE	B5.130	MF-2	10	0.719	SA-106 SB-166	ILP-1001	PT UT-45 DEG.	NDT-D-2 NDT-C-2	01-10-04 01-71-01	SEE RELIEF REQUEST CR-04 CATEGORY "C" IGSCC
17	IRH-1001-18	P-P	B5.130	MF-3	12	1.000 0.844	906LS 948LS	IRH-1001	PT UT-45 DEG.	NDT-D-2 NDT-C-2	01-12-03 01-12-06	SEE RELIEF REQUEST CR-04 CATEGORY "B" IGSCC
18	IRH-1001-20	E-P	B5.130	MF-3	12	0.844 1.000	948LS 906LS	IRH-1001	PT UT-45 DEG.	NDT-D-2 NDT-C-2	01-12-03 01-12-06	SEE RELIEF REQUEST CR-04 CATEGORY "B" IGSCC
19	IRH-1001-26	P-P	B5.130	MF-2	12	1.000 0.844	906LS 948LS	IRH-1001	PT UT-45 DEG.	NDT-D-2 NDT-C-2	01-12-03 01-12-06	SEE RELIEF REQUEST CR-04 CATEGORY "B" IGSCC
20	IRH-1002-39A	SE-N	B5.10	V16A	14	1.100	SB-166 SA-508	IRH-1002	PT UT-45 DEG.	NDT-D-2 NDT-C-40	01-70-04	SEE RELIEF REQUEST CR-04 CATEGORY "C" IGSCC

NO.	COMPONENT I.D. NO.	COMP. FIG.	ITEM NO.	WELD TYPE	NOM. PIPE SIZE	NOM. THK.	MATL. SPEC.	DWG. NO.	EXAM TYPE	PROC. NO.	CAL. STD. NO.	NOTES
21	IRH-1002-39B	EX-SE	B5.130	V16A	12	0.700	SA-508 SB-166	IRH-1002	PT UT-45 DEG.	NDT-D-2 NDT-C-2	01-12-02 01-71-01	SEE RELIEF REQUEST CR-04 CATEGORY "C" IGSCC
22	IRH-1003-35A	SE-N	B5.10	V16A	14	1.100	SB-166 SA-508	IRH-1003	PT UT-45 DEG.	NDT-D-2 NDT-C-40	01-70-04	SEE RELIEF REQUEST CR-04 CATEGORY "C" IGSCC
23	IRH-1003-35B	EX-SE	B5.130	V16A	12	0.700	SA-508 SB-166	IRH-1003	PT UT-45 DEG.	NDT-D-2 NDT-C-2	01-12-02 01-71-01	SEE RELIEF REQUEST CR-04 CATEGORY "C" IGSCC
24	IRH-1004-35A	SE-N	B5.10	V16A	14	1.100	SB-166 SA-508	IRH-1004	PT UT-45 DEG.	NDT-D-2 NDT-C-40	01-70-04	SEE RELIEF REQUEST CR-04 CATEGORY "C" IGSCC
25	IRH-1004-35B	EX-SE	B5.130	V16A	12	0.700	SA-508 SB-166	IRH-1004	PT UT-45 DEG.	NDT-D-2 NDT-C-2	01-12-02 01-71-01	SEE RELIEF REQUEST CR-04 CATEGORY "C" IGSCC
26	IRH-1005-22	P-E	B5.130	MF-2	12	1.000 0.844	906LS 948LS	IRH-1005	PT UT-45 DEG.	NDT-D-2 NDT-C-2	01-12-03 01-12-06	SEE RELIEF REQUEST CR-04 CATEGORY "B" IGSCC
27	IRH-1031-03	E-P	B5.130	MF-2	20	1.281 0.900MW	949LS 901LS	IRH-1031	PT UT-45 DEG.	NDT-D-2 NDT-C-2	01-20-03 01-20-04	SEE RELIEF REQUEST CR-04 CATEGORY "B" IGSCC
28	IRH-1031-12	E-E	B5.130	MF-2	20	0.900MW 1.281	901LS 949LS	IRH-1031	PT UT-45 DEG.	NDT-D-2 NDT-C-2	01-20-03 01-20-04	SEE RELIEF REQUEST CR-04 AUGMENTED TYPE 1A CATEGORY "B" IGSCC
29	IRH-1031-40	P-E	B5.130	MF-2	20	0.900MW 1.281	949LS 901LS	IRH-1031	PT UT-45 DEG.	NDT-D-2 NDT-C-2	01-20-03 01-20-04	SEE RELIEF REQUEST CR-04 AUGMENTED TYPE 1A CATEGORY "B" IGSCC
30	IRI-1002-22	E-F	B5.130	MF-2	6	0.562	SS CS	IRI-1002	PT UT-45 DEG.	NDT-D-2 NDT-C-2	01-06-03	SEE RELIEF REQUEST CR-04 CATEGORY "C" IGSCC

NO.	COMPONENT I.D. NO.	COMP. FIG.	ITEM NO.	WELD TYPE	NOM. PIPE SIZE	NOM. THK.	MATL. SPEC.	DWG. NO.	EXAM TYPE	PROC. NO.	CAL. STD. NO.	NOTES
31	IRR-1001-13A	SE-N	B5.10	V12A	14	1.190	SA-182 SA-508	IRR-1001	PT UT-45 DEG.	NDT-D-2 NDT-C-40	01-12-09	SEE RELIEF REQUEST CR-04 CATEGORY "B" IGSCC
32	IRR-1001-17A	SE-N	B5.10	V12A	14	1.190	SA-182 SA-508	IRR-1001	PT UT-45 DEG.	NDT-D-2 NDT-C-40	01-12-09	SEE RELIEF REQUEST CR-04 CATEGORY "B" IGSCC
33	IRR-1001-22A	SE-N	B5.10	V12A	14	1.190	SA-182 SA-508	IRR-1001	PT UT-45 DEG.	NDT-D-2 NDT-C-40	01-12-09	SEE RELIEF REQUEST CR-04 CATEGORY "B" IGSCC
34	IRR-1001-26A	SE-N	B5.10	V12A	14	1.190	SA-182 SA-508	IRR-1001	PT UT-45 DEG.	NDT-D-2 NDT-C-40	01-12-09	SEE RELIEF REQUEST CR-04 CATEGORY "B" IGSCC
35	IRR-1001-30A	SE-N	B5.10	V12A	14	1.190	SA-182 SA-508	IRR-1001	PT UT-45 DEG.	NDT-D-2 NDT-C-40	01-12-09	SEE RELIEF REQUEST CR-04 CATEGORY "B" IGSCC
36	IRR-1003-01A	N-SE	B5.10	V11A	24	1.560	SA-508 SA-182	IRR-1003	PT UT-45 DEG.	NDT-D-2 NDT-C-40	01-70-03	SEE RELIEF REQUEST CR-04 CATEGORY "B" IGSCC
37	IRR-1005-13C	SE-N	B5.10	V12A	14	1.190	SA-182 SA-508	IRR-1005	PT UT-45 DEG.	NDT-D-2 NDT-C-40	01-12-09	SEE RELIEF REQUEST CR-04 CATEGORY "B" IGSCC
38	IRR-1005-17C	SE-N	B5.10	V12A	14	1.190	SA-182 SA-508	IRR-1005	PT UT-45 DEG.	NDT-D-2 NDT-C-40	01-12-09	SEE RELIEF REQUEST CR-04 CATEGORY "B" IGSCC
39	IRR-1005-22A	SE-N	B5.10	V12A	14	1.190	SA-182 SA-508	IRR-1005	PT UT-45 DEG.	NDT-D-2 NDT-C-40	01-12-09	SEE RELIEF REQUEST CR-04 CATEGORY "B" IGSCC
40	IRR-1005-26A	SE-N	B5.10	V12A	14	1.190	SA-182 SA-508	IRR-1005	PT UT-45 DEG.	NDT-D-2 NDT-C-40	01-12-09	SEE RELIEF REQUEST CR-04 CATEGORY "B" IGSCC

NO.	COMPONENT I.D. NO.	COMP. FIG.	ITEM NO.	WELD TYPE	NOM. PIPE SIZE	NOM. THK.	MATL. SPEC.	DRG. NO.	EXAM TYPE	PROC. NO.	CAL. STD. NO.	NOTES
41	IRR-1005-30A	SE-N	B5.10	V12A	14	1.190	SA-182 SA-508	IRR-1005	PT UT-45 DEG.	NDT-D-2 NDT-C-40	01-12-09	SEE RELIEF REQUEST CR-04 CATEGORY "B" IGSCC
42	IRR-1007-01A	N-SE	B5.10	V11A	24	1.560	SA-508 SA-182	IRR-1007	PT UT-45 DEG.	NDT-D-2 NDT-C-40	01-70-03	SEE RELIEF REQUEST CR-04 CATEGORY "B" IGSCC
43	IRR-1009-06	E-P	B5.130	GE-1	4	0.337 0.438	949LS 901LS	IRR-1009	PT UT-45 DEG.	NDT-D-2 NDT-C-2	01-04-05 01-04-04	SEE RELIEF REQUEST CR-04 CATEGORY "B" IGSCC
44	IRR-1010-04	E-E	B5.130	GE-1	4	0.337 0.438	949LS 901LS	IRR-1010	PT UT-45 DEG.	NDT-D-2 NDT-C-2	01-04-05 01-04-04	SEE RELIEF REQUEST CR-04 CATEGORY "B" IGSCC

NO.	COMPONENT I.D. NO.	COMP. FIG.	ITEM NO.	MATL. SPEC.	SIZE (IN.)	CAL. STD. NO.	DWG. NO.	EXAM TYPE	PROC. NO.	NOTES
1	1-NUT-1	NUT	B6.10	AISI-4340	6.25	N/A	N/A	VT	VT-1-1	SEE RELIEF REQUEST CR-06
2	1-NUT-2	NUT	B6.10	AISI-4340	6.25	N/A	N/A	VT	VT-1-1	SEE RELIEF REQUEST CR-06
3	1-NUT-3	NUT	B6.10	AISI-4340	6.25	N/A	N/A	VT	VT-1-1	SEE RELIEF REQUEST CR-06
4	1-NUT-4	NUT	B6.10	AISI-4340	6.25	N/A	N/A	VT	VT-1-1	SEE RELIEF REQUEST CR-06
5	1-NUT-5	NUT	B6.10	AISI-4340	6.25	N/A	N/A	VT	VT-1-1	SEE RELIEF REQUEST CR-06
6	1-NUT-6	NUT	B6.10	AISI-4340	6.25	N/A	N/A	VT	VT-1-1	SEE RELIEF REQUEST CR-06
7	1-NUT-7	NUT	B6.10	AISI-4340	6.25	N/A	N/A	VT	VT-1-1	SEE RELIEF REQUEST CR-06
8	1-NUT-8	NUT	B6.10	AISI-4340	6.25	N/A	N/A	VT	VT-1-1	SEE RELIEF REQUEST CR-06
9	1-NUT-9	NUT	B6.10	AISI-4340	6.25	N/A	N/A	VT	VT-1-1	SEE RELIEF REQUEST CR-06
10	1-NUT-10	NUT	B6.10	AISI-4340	6.25	N/A	N/A	VT	VT-1-1	SEE RELIEF REQUEST CR-06
11	1-NUT-11	NUT	B6.10	AISI-4340	6.25	N/A	N/A	VT	VT-1-1	SEE RELIEF REQUEST CR-06

NO.	COMPONENT I.D. NO.	COMP. FIG.	ITEM NO.	MATL. SPEC.	SIZE (IN.)	CAL. STD. NO.	DWG. NO.	EXAM TYPE	PROC. NO.	NOTES
12	1-NUT-12	NUT	B6.10	AISI-4340	6.25	N/A	N/A	VT	VT-1-1	SEE RELIEF REQUEST CR-06
13	1-NUT-13	NUT	B6.10	AISI-4340	6.25	N/A	N/A	VT	VT-1-1	SEE RELIEF REQUEST CR-06
14	1-NUT-14	NUT	B6.10	AISI-4340	6.25	N/A	N/A	VT	VT-1-1	SEE RELIEF REQUEST CR-06
15	1-NUT-15	NUT	B6.10	AISI-4340	6.25	N/A	N/A	VT	VT-1-1	SEE RELIEF REQUEST CR-06
16	1-NUT-16	NUT	B6.10	AISI-4340	6.25	N/A	N/A	VT	VT-1-1	SEE RELIEF REQUEST CR-06
17	1-NUT-17	NUT	B6.10	AISI-4340	6.25	N/A	N/A	VT	VT-1-1	SEE RELIEF REQUEST CR-06
18	1-NUT-18	NUT	B6.10	AISI-4340	6.25	N/A	N/A	VT	VT-1-1	SEE RELIEF REQUEST CR-06
19	1-NUT-19	NUT	B6.10	AISI-4340	6.25	N/A	N/A	VT	VT-1-1	SEE RELIEF REQUEST CR-06
20	1-NUT-20	NUT	B6.10	AISI-4340	6.25	N/A	N/A	VT	VT-1-1	SEE RELIEF REQUEST CR-06
21	1-NUT-21	NUT	B6.10	AISI-4340	6.25	N/A	N/A	VT	VT-1-1	SEE RELIEF REQUEST CR-06
22	1-NUT-22	NUT	B6.10	AISI-4340	6.25	N/A	N/A	VT	VT-1-1	SEE RELIEF REQUEST CR-06

NO.	COMPONENT I.D. NO.	COMP. FIG.	ITEM NO.	MATL. SPEC.	SIZE (IN.)	CAL. STD. NO.	DWG. NO.	EXAM TYPE	PROC. NO.	NOTES
23	1-NUT-23	NUT	B6.10	AISI-4340	6.25	N/A	N/A	VT	VT-1-1	SEE RELIEF REQUEST CR-06
24	1-NUT-24	NUT	B6.10	AISI-4340	6.25	N/A	N/A	VT	VT-1-1	SEE RELIEF REQUEST CR-06
25	1-NUT-25	NUT	B6.10	AISI-4340	6.25	N/A	N/A	VT	VT-1-1	SEE RELIEF REQUEST CR-06
26	1-NUT-26	NUT	B6.10	AISI-4340	6.25	N/A	N/A	VT	VT-1-1	SEE RELIEF REQUEST CR-06
27	1-NUT-27	NUT	B6.10	AISI-4340	6.25	N/A	N/A	VT	VT-1-1	SEE RELIEF REQUEST CR-06
28	1-NUT-28	NUT	B6.10	AISI-4340	6.25	N/A	N/A	VT	VT-1-1	SEE RELIEF REQUEST CR-06
29	1-NUT-29	NUT	B6.10	AISI-4340	6.25	N/A	N/A	VT	VT-1-1	SEE RELIEF REQUEST CR-06
30	1-NUT-30	NUT	B6.10	AISI-4340	6.25	N/A	N/A	VT	VT-1-1	SEE RELIEF REQUEST CR-06
31	1-NUT-31	NUT	B6.10	AISI-4340	6.25	N/A	N/A	VT	VT-1-1	SEE RELIEF REQUEST CR-06
32	1-NUT-32	NUT	B6.10	AISI-4340	6.25	N/A	N/A	VT	VT-1-1	SEE RELIEF REQUEST CR-06
33	1-NUT-33	NUT	B6.10	AISI-4340	6.25	N/A	N/A	VT	VT-1-1	SEE RELIEF REQUEST CR-06

NO.	COMPONENT I.D. NO.	COMP. FIG.	ITEM NO.	MATL. SPEC.	SIZE (IN.)	CAL. STD. NO.	DRG. NO.	EXAM TYPE	PROC. NO.	NOTES
34	1-NUT-34	NUT	B6.10	AISI-4340	6.25	N/A	N/A	VT	VT-1-1	SEE RELIEF REQUEST CR-06
35	1-NUT-35	NUT	B6.10	AISI-4340	6.25	N/A	N/A	VT	VT-1-1	SEE RELIEF REQUEST CR-06
36	1-NUT-36	NUT	B6.10	AISI-4340	6.25	N/A	N/A	VT	VT-1-1	SEE RELIEF REQUEST CR-06
37	1-NUT-37	NUT	B6.10	AISI-4340	6.25	N/A	N/A	VT	VT-1-1	SEE RELIEF REQUEST CR-06
38	1-NUT-38	NUT	B6.10	AISI-4340	6.25	N/A	N/A	VT	VT-1-1	SEE RELIEF REQUEST CR-06
39	1-NUT-39	NUT	B6.10	AISI-4340	6.25	N/A	N/A	VT	VT-1-1	SEE RELIEF REQUEST CR-06
40	1-NUT-40	NUT	B6.10	AISI-4340	6.25	N/A	N/A	VT	VT-1-1	SEE RELIEF REQUEST CR-06
41	1-NUT-41	NUT	B6.10	AISI-4340	6.25	N/A	N/A	VT	VT-1-1	SEE RELIEF REQUEST CR-06
42	1-NUT-42	NUT	B6.10	AISI-4340	6.25	N/A	N/A	VT	VT-1-1	SEE RELIEF REQUEST CR-06
43	1-NUT-43	NUT	B6.10	AISI-4340	6.25	N/A	N/A	VT	VT-1-1	SEE RELIEF REQUEST CR-06
44	1-NUT-44	NUT	B6.10	AISI-4340	6.25	N/A	N/A	VT	VT-1-1	SEE RELIEF REQUEST CR-06

NO.	COMPONENT I.D. NO.	COMP. FIG.	ITEM NO.	MATL. SPEC.	SIZE (IN.)	CAL. STD. NO.	DWG. NO.	EXAM TYPE	PROC. NO.	NOTES
45	1-NUT-45	NUT	B6.10	AISI-4340	6.25	N/A	N/A	VT	VT-1-1	SEE RELIEF REQUEST CR-06
46	1-NUT-46	NUT	B6.10	AISI-4340	6.25	N/A	N/A	VT	VT-1-1	SEE RELIEF REQUEST CR-06
47	1-NUT-47	NUT	B6.10	AISI-4340	6.25	N/A	N/A	VT	VT-1-1	SEE RELIEF REQUEST CR-06
48	1-NUT-48	NUT	B6.10	AISI-4340	6.25	N/A	N/A	VT	VT-1-1	SEE RELIEF REQUEST CR-06
49	1-NUT-49	NUT	B6.10	AISI-4340	6.25	N/A	N/A	VT	VT-1-1	SEE RELIEF REQUEST CR-06
50	1-NUT-50	NUT	B6.10	AISI-4340	6.25	N/A	N/A	VT	VT-1-1	SEE RELIEF REQUEST CR-06
51	1-NUT-51	NUT	B6.10	AISI-4340	6.25	N/A	N/A	VT	VT-1-1	SEE RELIEF REQUEST CR-06
52	1-NUT-52	NUT	B6.10	AISI-4340	6.25	N/A	N/A	VT	VT-1-1	SEE RELIEF REQUEST CR-06
53	1-NUT-53	NUT	B6.10	AISI-4340	6.25	N/A	N/A	VT	VT-1-1	SEE RELIEF REQUEST CR-06
54	1-NUT-54	NUT	B6.10	AISI-4340	6.25	N/A	N/A	VT	VT-1-1	SEE RELIEF REQUEST CR-06
55	1-NUT-55	NUT	B6.10	AISI-4340	6.25	N/A	N/A	VT	VT-1-1	SEE RELIEF REQUEST CR-06

NO.	COMPONENT I.D. NO.	COMP. FIG.	ITEM NO.	MATL. SPEC.	SIZE (IN.)	CAL. STD. NO.	DWG. NO.	EXAM TYPE	PROC. NO.	NOTES
56	1-NUT-56	NUT	B6.10	AISI-4340	6.25	N/A	N/A	VT	VT-1-1	SEE RELIEF REQUEST CR-06
57	1-NUT-57	NUT	B6.10	AISI-4340	6.25	N/A	N/A	VT	VT-1-1	SEE RELIEF REQUEST CR-06
58	1-NUT-58	NUT	B6.10	AISI-4340	6.25	N/A	N/A	VT	VT-1-1	SEE RELIEF REQUEST CR-06
59	1-NUT-59	NUT	B6.10	AISI-4340	6.25	N/A	N/A	VT	VT-1-1	SEE RELIEF REQUEST CR-06
60	1-NUT-60	NUT	B6.10	AISI-4340	6.25	N/A	N/A	VT	VT-1-1	SEE RELIEF REQUEST CR-06
61	1-NUT-61	NUT	B6.10	AISI-4340	6.25	N/A	N/A	VT	VT-1-1	SEE RELIEF REQUEST CR-06
62	1-NUT-62	NUT	B6.10	AISI-4340	6.25	N/A	N/A	VT	VT-1-1	SEE RELIEF REQUEST CR-06
63	1-NUT-63	NUT	B6.10	AISI-4340	6.25	N/A	N/A	VT	VT-1-1	SEE RELIEF REQUEST CR-06
64	1-NUT-64	NUT	B6.10	AISI-4340	6.25	N/A	N/A	VT	VT-1-1	SEE RELIEF REQUEST CR-06
65	1-NUT-65	NUT	B6.10	AISI-4340	6.25	N/A	N/A	VT	VT-1-1	SEE RELIEF REQUEST CR-06
66	1-NUT-66	NUT	B6.10	AISI-4340	6.25	N/A	N/A	VT	VT-1-1	SEE RELIEF REQUEST CR-06

NO.	COMPONENT I.D. NO.	COMP. FIG.	ITEM NO.	MATL. SPEC.	SIZE (IN.)	CAL. STD. NO.	DWG. NO.	EXAM TYPE	PROC. NO.	NOTES
67	1-NUT-67	NUT	B6.10	AISI-4340	6.25	N/A	N/A	VT	VT-1-1	SEE RELIEF REQUEST CR-06
68	1-NUT-68	NUT	B6.10	AISI-4340	6.25	N/A	N/A	VT	VT-1-1	SEE RELIEF REQUEST CR-06
69	1-STUD-1	STUD	B6.20 B6.30	SA-540 GR B24 CL1	6.25	01-61-01	N/A	UT-0 DEG.	NDT-C-14	SEE RELIEF REQUEST CR-07
70	1-STUD-2	STUD	B6.20 B6.30	SA-540 GR B24 CL1	6.25	01-61-01	N/A	UT-0 DEG.	NDT-C-14	SEE RELIEF REQUEST CR-07
71	1-STUD-3	STUD	B6.20 B6.30	SA-540 GR B24 CL1	6.25	01-61-01	N/A	UT-0 DEG.	NDT-C-14	SEE RELIEF REQUEST CR-07
72	1-STUD-4	STUD	B6.20 B6.30	SA-540 GR B24 CL1	6.25	01-61-01	N/A	UT-0 DEG.	NDT-C-14	SEE RELIEF REQUEST CR-07
73	1-STUD-5	STUD	B6.20 B6.30	SA-540 GR B24 CL1	6.25	01-61-01	N/A	UT-0 DEG.	NDT-C-14	SEE RELIEF REQUEST CR-07
74	1-STUD-6	STUD	B6.20 B6.30	SA-540 GR B24 CL1	6.25	01-61-01	N/A	UT-0 DEG.	NDT-C-14	SEE RELIEF REQUEST CR-07
75	1-STUD-7	STUD	B6.20 B6.30	SA-540 GR B24 CL1	6.25	01-61-01	N/A	UT-0 DEG.	NDT-C-14	SEE RELIEF REQUEST CR-07
76	1-STUD-8	STUD	B6.20 B6.30	SA-540 GR B24 CL1	6.25	01-61-01	N/A	UT-0 DEG.	NDT-C-14	SEE RELIEF REQUEST CR-07
77	1-STUD-9	STUD	B6.20 B6.30	SA-540 GR B24 CL1	6.25	01-61-01	N/A	UT-0 DEG.	NDT-C-14	SEE RELIEF REQUEST CR-07

NO.	COMPONENT I.D. NO.	COMP. FIG.	ITEM NO.	MATL. SPEC.	SIZE (IN.)	CAL. STD. NO.	DWG. NO.	EXAM TYPE	PROC. NO.	NOTES
78	1-STUD-10	STUD	B6.20 B6.30	SA-540 GR B24 CL1	6.25	01-61-01	N/A	UT-0 DEG.	NDT-C-14	SEE RELIEF REQUEST CR-07
79	1-STUD-11	STUD	B6.20 B6.30	SA-540 GR B24 CL1	6.25	01-61-01	N/A	UT-0 DEG.	NDT-C-14	SEE RELIEF REQUEST CR-07
80	1-STUD-12	STUD	B6.20 B6.30	SA-540 GR B24 CL1	6.25	01-61-01	N/A	UT-0 DEG.	NDT-C-14	SEE RELIEF REQUEST CR-07
81	1-STUD-13	STUD	B6.20 B6.30	SA-540 GR B24 CL1	6.25	01-61-01	N/A	UT-0 DEG.	NDT-C-14	SEE RELIEF REQUEST CR-07
82	1-STUD-14	STUD	B6.20 B6.30	SA-540 GR B24 CL1	6.25	01-61-01	N/A	UT-0 DEG.	NDT-C-14	SEE RELIEF REQUEST CR-07
83	1-STUD-15	STUD	B6.20 B6.30	SA-540 GR B24 CL1	6.25	01-61-01	N/A	UT-0 DEG.	NDT-C-14	SEE RELIEF REQUEST CR-07
84	1-STUD-16	STUD	B6.20 B6.30	SA-540 GR B24 CL1	6.25	01-61-01	N/A	UT-0 DEG.	NDT-C-14	SEE RELIEF REQUEST CR-07
85	1-STUD-17	STUD	B6.20 B6.30	SA-540 GR B24 CL1	6.25	01-61-01	N/A	UT-0 DEG.	NDT-C-14	SEE RELIEF REQUEST CR-07
86	1-STUD-18	STUD	B6.20 B6.30	SA-540 GR B24 CL1	6.25	01-61-01	N/A	UT-0 DEG.	NDT-C-14	SEE RELIEF REQUEST CR-07
87	1-STUD-19	STUD	B6.20 B6.30	SA-540 GR B24 CL1	6.25	01-61-01	N/A	UT-0 DEG.	NDT-C-14	SEE RELIEF REQUEST CR-07
88	1-STUD-20	STUD	B6.20 B6.30	SA-540 GR B24 CL1	6.25	01-61-01	N/A	UT-0 DEG.	NDT-C-14	SEE RELIEF REQUEST CR-07

NO.	COMPONENT I.D. NO.	COMP. FIG.	ITEM NO.	MATL. SPEC.	SIZE (IN.)	CAL. STD. NO.	DWG. NO.	EXAM TYPE	PROC. NO.	NOTES
89	1-STUD-21	STUD	B6.20 B6.30	SA-540 GR B24 CL1	6.25	01-61-01	N/A	UT-0 DEG.	NDT-C-14	SEE RELIEF REQUEST CR-07
90	1-STUD-22	STUD	B6.20 B6.30	SA-540 GR B24 CL1	6.25	01-61-01	N/A	UT-0 DEG.	NDT-C-14	SEE RELIEF REQUEST CR-07
91	1-STUD-23	STUD	B6.20 B6.30	SA-540 GR B24 CL1	6.25	01-61-01	N/A	UT-0 DEG.	NDT-C-14	SEE RELIEF REQUEST CR-07
92	1-STUD-24	STUD	B6.20 B6.30	SA-540 GR B24 CL1	6.25	01-61-01	N/A	UT-0 DEG.	NDT-C-14	SEE RELIEF REQUEST CR-07
93	1-STUD-25	STUD	B6.20 B6.30	SA-540 GR B24 CL1	6.25	01-61-01	N/A	UT-0 DEG.	NDT-C-14	SEE RELIEF REQUEST CR-07
94	1-STUD-26	STUD	B6.20 B6.30	SA-540 GR B24 CL1	6.25	01-61-01	N/A	UT-0 DEG.	NDT-C-14	SEE RELIEF REQUEST CR-07
95	1-STUD-27	STUD	B6.20 B6.30	SA-540 GR B24 CL1	6.25	01-61-01	N/A	UT-0 DEG.	NDT-C-14	SEE RELIEF REQUEST CR-07
96	1-STUD-28	STUD	B6.20 B6.30	SA-540 GR B24 CL1	6.25	01-61-01	N/A	UT-0 DEG.	NDT-C-14	SEE RELIEF REQUEST CR-07
97	1-STUD-29	STUD	B6.20 B6.30	SA-540 GR B24 CL1	6.25	01-61-01	N/A	UT-0 DEG.	NDT-C-14	SEE RELIEF REQUEST CR-07
98	1-STUD-30	STUD	B6.20 B6.30	SA-540 GR B24 CL1	6.25	01-61-01	N/A	UT-0 DEG.	NDT-C-14	SEE RELIEF REQUEST CR-07
99	1-STUD-31	STUD	B6.20 B6.30	SA-540 GR B24 CL1	6.25	01-61-01	N/A	UT-0 DEG.	NDT-C-14	SEE RELIEF REQUEST CR-07

NO.	COMPONENT I.D. NO.	COMP. FIG.	ITEM NO.	MATL. SPEC.	SIZE (IN.)	CAL. STD. NO.	DWG. NO.	EXAM TYPE	PROC. NO.	NOTES
100	1-STUD-32	STUD	B6.20 B6.30	SA-540 GR B24 CL1	6.25	01-61-01	N/A	UT-0 DEG.	NDT-C-14	SEE RELIEF REQUEST CR-07
101	1-STUD-33	STUD	B6.20 B6.30	SA-540 GR B24 CL1	6.25	01-61-01	N/A	UT-0 DEG.	NDT-C-14	SEE RELIEF REQUEST CR-07
102	1-STUD-34	STUD	B6.20 B6.30	SA-540 GR B24 CL1	6.25	01-61-01	N/A	UT-0 DEG.	NDT-C-14	SEE RELIEF REQUEST CR-07
103	1-STUD-35	STUD	B6.20 B6.30	SA-540 GR B24 CL1	6.25	01-61-01	N/A	UT-0 DEG.	NDT-C-14	SEE RELIEF REQUEST CR-07
104	1-STUD-36	STUD	B6.20 B6.30	SA-540 GR B24 CL1	6.25	01-61-01	N/A	UT-0 DEG.	NDT-C-14	SEE RELIEF REQUEST CR-07
105	1-STUD-37	STUD	B6.20 B6.30	SA-540 GR B24 CL1	6.25	01-61-01	N/A	UT-0 DEG.	NDT-C-14	SEE RELIEF REQUEST CR-07
106	1-STUD-38	STUD	B6.20 B6.30	SA-540 GR B24 CL1	6.25	01-61-01	N/A	UT-0 DEG.	NDT-C-14	SEE RELIEF REQUEST CR-07
107	1-STUD-39	STUD	B6.20 B6.30	SA-540 GR B24 CL1	6.25	01-61-01	N/A	UT-0 DEG.	NDT-C-14	SEE RELIEF REQUEST CR-07
108	1-STUD-40	STUD	B6.20 B6.30	SA-540 GR B24 CL1	6.25	01-61-01	N/A	UT-0 DEG.	NDT-C-14	SEE RELIEF REQUEST CR-07
109	1-STUD-41	STUD	B6.20 B6.30	SA-540 GR B24 CL1	6.25	01-61-01	N/A	UT-0 DEG.	NDT-C-14	SEE RELIEF REQUEST CR-07
110	1-STUD-42	STUD	B6.20 B6.30	SA-540 GR B24 CL1	6.25	01-61-01	N/A	UT-0 DEG.	NDT-C-14	SEE RELIEF REQUEST CR-07

NO.	COMPONENT I.D. NO.	COMP. FIG.	ITEM NO.	MATL. SPEC.	SIZE (IN.)	CAL. STD. NO.	DWG. NO.	EXAM TYPE	PROC. NO.	NOTES
111	1-STUD-43	STUD	B6.20 B6.30	SA-540 GR B24 CL1	6.25	01-61-01	N/A	UT-0 DEG.	NDT-C-14	SEE RELIEF REQUEST CR-07
112	1-STUD-44	STUD	B6.20 B6.30	SA-540 GR B24 CL1	6.25	01-61-01	N/A	UT-0 DEG.	NDT-C-14	SEE RELIEF REQUEST CR-07
113	1-STUD-45	STUD	B6.20 B6.30	SA-540 GR B24 CL1	6.25	01-61-01	N/A	UT-0 DEG.	NDT-C-14	SEE RELIEF REQUEST CR-07
114	1-STUD-46	STUD	B6.20 B6.30	SA-540 GR B24 CL1	6.25	01-61-01	N/A	UT-0 DEG.	NDT-C-14	SEE RELIEF REQUEST CR-07
115	1-STUD-47	STUD	B6.20 B6.30	SA-540 GR B24 CL1	6.25	01-61-01	N/A	UT-0 DEG.	NDT-C-14	SEE RELIEF REQUEST CR-07
116	1-STUD-48	STUD	B6.20 B6.30	SA-540 GR B24 CL1	6.25	01-61-01	N/A	UT-0 DEG.	NDT-C-14	SEE RELIEF REQUEST CR-07
117	1-STUD-49	STUD	B6.20 B6.30	SA-540 GR B24 CL1	6.25	01-61-01	N/A	UT-0 DEG.	NDT-C-14	SEE RELIEF REQUEST CR-07
118	1-STUD-50	STUD	B6.20 B6.30	SA-540 GR B24 CL1	6.25	01-61-01	N/A	UT-0 DEG.	NDT-C-14	SEE RELIEF REQUEST CR-07
119	1-STUD-51	STUD	B6.20 B6.30	SA-540 GR B24 CL1	6.25	01-61-01	N/A	UT-0 DEG.	NDT-C-14	SEE RELIEF REQUEST CR-07
120	1-STUD-52	STUD	B6.20 B6.30	SA-540 GR B24 CL1	6.25	01-61-01	N/A	UT-0 DEG.	NDT-C-14	SEE RELIEF REQUEST CR-07
121	1-STUD-53	STUD	B6.20 B6.30	SA-540 GR B24 CL1	6.25	01-61-01	N/A	UT-0 DEG.	NDT-C-14	SEE RELIEF REQUEST CR-07

NO.	COMPONENT I.D. NO.	COMP. FIG.	ITEM NO.	MATL. SPEC.	SIZE (IN.)	CAL. STD. NO.	DRG. NO.	EXAM TYPE	PROC. NO.	NOTES
122	1-STUD-54	STUD	B6.20 B6.30	SA-540 GR B24 CL1	6.25	01-61-01	N/A	UT-0 DEG.	NDT-C-14	SEE RELIEF REQUEST CR-07
123	1-STUD-55	STUD	B6.20 B6.30	SA-540 GR B24 CL1	6.25	01-61-01	N/A	UT-0 DEG.	NDT-C-14	SEE RELIEF REQUEST CR-07
124	1-STUD-56	STUD	B6.20 B6.30	SA-540 GR B24 CL1	6.25	01-61-01	N/A	UT-0 DEG.	NDT-C-14	SEE RELIEF REQUEST CR-07
125	1-STUD-57	STUD	B6.20 B6.30	SA-540 GR B24 CL1	6.25	01-61-01	N/A	UT-0 DEG.	NDT-C-14	SEE RELIEF REQUEST CR-07
126	1-STUD-58	STUD	B6.20 B6.30	SA-540 GR B24 CL1	6.25	01-61-01	N/A	UT-0 DEG.	NDT-C-14	SEE RELIEF REQUEST CR-07
127	1-STUD-59	STUD	B6.20 B6.30	SA-540 GR B24 CL1	6.25	01-61-01	N/A	UT-0 DEG.	NDT-C-14	SEE RELIEF REQUEST CR-07
128	1-STUD-60	STUD	B6.20 B6.30	SA-540 GR B24 CL1	6.25	01-61-01	N/A	UT-0 DEG.	NDT-C-14	SEE RELIEF REQUEST CR-07
129	1-STUD-61	STUD	B6.20 B6.30	SA-540 GR B24 CL1	6.25	01-61-01	N/A	UT-0 DEG.	NDT-C-14	SEE RELIEF REQUEST CR-07
130	1-STUD-62	STUD	B6.20 B6.30	SA-540 GR B24 CL1	6.25	01-61-01	N/A	UT-0 DEG.	NDT-C-14	SEE RELIEF REQUEST CR-07
131	1-STUD-63	STUD	B6.20 B6.30	SA-540 GR B24 CL1	6.25	01-61-01	N/A	UT-0 DEG.	NDT-C-14	SEE RELIEF REQUEST CR-07
132	1-STUD-64	STUD	B6.20 B6.30	SA-540 GR B24 CL1	6.25	01-61-01	N/A	UT-0 DEG.	NDT-C-14	SEE RELIEF REQUEST CR-07

NO.	COMPONENT I.D. NO.	COMP. FIG.	ITEM NO.	MATL. SPEC.	SIZE (IN.)	CAL. STD. NO.	DRG. NO.	EXAM TYPE	PROC. NO.	NOTES
133	1-STUD-65	STUD	B6.20 B6.30	SA-540 GR B24 CL1	6.25	01-61-01	N/A	UT-0 DEG.	NDT-C-14	SEE RELIEF REQUEST CR-07
134	1-STUD-66	STUD	B6.20 B6.30	SA-540 GR B24 CL1	6.25	01-61-01	N/A	UT-0 DEG.	NDT-C-14	SEE RELIEF REQUEST CR-07
135	1-STUD-67	STUD	B6.20 B6.30	SA-540 GR B24 CL1	6.25	01-61-01	N/A	UT-0 DEG.	NDT-C-14	SEE RELIEF REQUEST CR-07
136	1-STUD-68	STUD	B6.20 B6.30	SA-540 GR B24 CL1	6.25	01-61-01	N/A	UT-0 DEG.	NDT-C-14	SEE RELIEF REQUEST CR-07
137	1-FLANGE-1	FL	B6.40	SA-508 SA-541	12.75	01-92-02	N/A	UT-0 DEG.	NDT-C-11	
138	1-FLANGE-2	FL	B6.40	SA-508 SA-541	12.75	01-92-02	N/A	UT-0 DEG.	NDT-C-11	
139	1-FLANGE-3	FL	B6.40	SA-508 SA-541	12.75	01-92-02	N/A	UT-0 DEG.	NDT-C-11	
140	1-FLANGE-4	FL	B6.40	SA-508 SA-541	12.75	01-92-02	N/A	UT-0 DEG.	NDT-C-11	
141	1-FLANGE-5	FL	B6.40	SA-508 SA-541	12.75	01-92-02	N/A	UT-0 DEG.	NDT-C-11	
142	1-FLANGE-6	FL	B6.40	SA-508 SA-541	12.75	01-92-02	N/A	UT-0 DEG.	NDT-C-11	
143	1-FLANGE-7	FL	B6.40	SA-508 SA-541	12.75	01-92-02	N/A	UT-0 DEG.	NDT-C-11	

NO.	COMPONENT I.D. NO.	COMP. FIG.	ITEM NO.	MATL. SPEC.	SIZE (IN.)	CAL. STD. NO.	DWG. NO.	EXAM TYPE	PROC. NO.	NOTES
144	1-FLANGE-8	FL	B6.40	SA-508 SA-541	12.75	01-92-02	N/A	UT-0 DEG.	NDT-C-11	
145	1-FLANGE-9	FL	B6.40	SA-508 SA-541	12.75	01-92-02	N/A	UT-0 DEG.	NDT-C-11	
146	1-FLANGE-10	FL	B6.40	SA-508 SA-541	12.75	01-92-02	N/A	UT-0 DEG.	NDT-C-11	
147	1-FLANGE-11	FL	B6.40	SA-508 SA-541	12.75	01-92-02	N/A	UT-0 DEG.	NDT-C-11	
148	1-FLANGE-12	FL	B6.40	SA-508 SA-541	12.75	01-92-02	N/A	UT-0 DEG.	NDT-C-11	
149	1-FLANGE-13	FL	B6.40	SA-508 SA-541	12.75	01-92-02	N/A	UT-0 DEG.	NDT-C-11	
150	1-FLANGE-14	FL	B6.40	SA-508 SA-541	12.75	01-92-02	N/A	UT-0 DEG.	NDT-C-11	
151	1-FLANGE-15	FL	B6.40	SA-508 SA-541	12.75	01-92-02	N/A	UT-0 DEG.	NDT-C-11	
152	1-FLANGE-16	FL	B6.40	SA-508 SA-541	12.75	01-92-02	N/A	UT-0 DEG.	NDT-C-11	
153	1-FLANGE-17	FL	B6.40	SA-508 SA-541	12.75	01-92-02	N/A	UT-0 DEG.	NDT-C-11	
154	1-FLANGE-18	FL	B6.40	SA-508 SA-541	12.75	01-92-02	N/A	UT-0 DEG.	NDT-C-11	

NO.	COMPONENT I.D. NO.	COMP. FIG.	ITEM NO.	MATL. SPEC.	SIZE (IN.)	CAL. STD. NO.	DWG. NO.	EXAM TYPE	PROC. NO.	NOTES
155	1-FLANGE-19	FL	B6.40	SA-508 SA-541	12.75	01-92-02	N/A	UT-0 DEG.	NDT-C-11	
156	1-FLANGE-20	FL	B6.40	SA-508 SA-541	12.75	01-92-02	N/A	UT-0 DEG.	NDT-C-11	
157	1-FLANGE-21	FL	B6.40	SA-508 SA-541	12.75	01-92-02	N/A	UT-0 DEG.	NDT-C-11	
158	1-FLANGE-22	FL	B6.40	SA-508 SA-541	12.75	01-92-02	N/A	UT-0 DEG.	NDT-C-11	
159	1-FLANGE-23	FL	B6.40	SA-508 SA-541	12.75	01-92-02	N/A	UT-0 DEG.	NDT-C-11	
160	1-FLANGE-24	FL	B6.40	SA-508 SA-541	12.75	01-92-02	N/A	UT-0 DEG.	NDT-C-11	
161	1-FLANGE-25	FL	B6.40	SA-508 SA-541	12.75	01-92-02	N/A	UT-0 DEG.	NDT-C-11	
162	1-FLANGE-26	FL	B6.40	SA-508 SA-541	12.75	01-92-02	N/A	UT-0 DEG.	NDT-C-11	
163	1-FLANGE-27	FL	B6.40	SA-508 SA-541	12.75	01-92-02	N/A	UT-0 DEG.	NDT-C-11	
164	1-FLANGE-28	FL	B6.40	SA-508 SA-541	12.75	01-92-02	N/A	UT-0 DEG.	NDT-C-11	
165	1-FLANGE-29	FL	B6.40	SA-508 SA-541	12.75	01-92-02	N/A	UT-0 DEG.	NDT-C-11	

NO.	COMPONENT I.D. NO.	COMP. FIG.	ITEM NO.	MATL. SPEC.	SIZE (IN.)	CAL. STD. NO.	DWG. NO.	EXAM TYPE	PROC. NO.	NOTES
166	1-FLANGE-30	FL	B6.40	SA-508 SA-541	12.75	01-92-02	N/A	UT-0 DEG.	NDT-C-11	
167	1-FLANGE-31	FL	B6.40	SA-508 SA-541	12.75	01-92-02	N/A	UT-0 DEG.	NDT-C-11	
168	1-FLANGE-32	FL	B6.40	SA-506 SA-541	12.75	01-92-02	N/A	UT-0 DEG.	NDT-C-11	
169	1-FLANGE-33	FL	B6.40	SA-508 SA-541	12.75	01-92-02	N/A	UT-0 DEG.	NDT-C-11	
170	1-FLANGE-34	FL	B6.40	SA-508 SA-541	12.75	01-92-02	N/A	UT-0 DEG.	NDT-C-11	
171	1-FLANGE-35	FL	B6.40	SA-508 SA-541	12.75	01-92-02	N/A	UT-0 DEG.	NDT-C-11	
172	1-FLANGE-36	FL	B6.40	SA-508 SA-541	12.75	01-92-02	N/A	UT-0 DEG.	NDT-C-11	
173	1-FLANGE-37	FL	B6.40	SA-508 SA-541	12.75	01-92-02	N/A	UT-0 DEG.	NDT-C-11	
174	1-FLANGE-38	FL	B6.40	SA-508 SA-541	12.75	01-92-02	N/A	UT-0 DEG.	NDT-C-11	
175	1-FLANGE-39	FL	B6.40	SA-508 SA-541	12.75	01-92-02	N/A	UT-0 DEG.	NDT-C-11	
176	1-FLANGE-40	FL	B6.40	SA-508 SA-541	12.75	01-92-02	N/A	UT-0 DEG.	NDT-C-11	

NO.	COMPONENT I.D. NO.	COMP. FIG.	ITEM NO.	MATL. SPEC.	SIZE (IN.)	CAL. STD. NO.	DWG. NO.	EXAM TYPE	PROC. NO.	NOTES
177	1-FLANGE-41	FL	B6.40	SA-508 SA-541	12.75	01-92-02	N/A	UT-0 DEG.	NDT-C-11	
178	1-FLANGE-42	FL	B6.40	SA-508 SA-541	12.75	01-92-02	N/A	UT-0 DEG.	NDT-C-11	
179	1-FLANGE-43	FL	B6.40	SA-508 SA-541	12.75	01-92-02	N/A	UT-0 DEG.	NDT-C-11	
180	1-FLANGE-44	FL	B6.40	SA-508 SA-541	12.75	01-92-02	N/A	UT-0 DEG.	NDT-C-11	
181	1-FLANGE-45	FL	B6.40	SA-508 SA-541	12.75	01-92-02	N/A	UT-0 DEG.	NDT-C-11	
182	1-FLANGE-46	FL	B6.40	SA-508 SA-541	12.75	01-92-02	N/A	UT-0 DEG.	NDT-C-11	
183	1-FLANGE-47	FL	B6.40	SA-508 SA-541	12.75	01-92-02	N/A	UT-0 DEG.	NDT-C-11	
184	1-FLANGE-48	FL	B6.40	SA-508 SA-541	12.75	01-92-02	N/A	UT-0 DEG.	NDT-C-11	
185	1-FLANGE-49	FL	B6.40	SA-508 SA-541	12.75	01-92-02	N/A	UT-0 DEG.	NDT-C-11	
186	1-FLANGE-50	FL	B6.40	SA-508 SA-541	12.75	01-92-02	N/A	UT-0 DEG.	NDT-C-11	
187	1-FLANGE-51	FL	B6.40	SA-508 SA-541	12.75	01-92-02	N/A	UT-0 DEG.	NDT-C-11	

NO.	COMPONENT I.D. NO.	COMP. FIG.	ITEM NO.	MATL. SPEC.	SIZE (IN.)	CAL. STD. NO.	DWG. NO.	EXAM TYPE	PROC. NO.	NOTES
188	1-FLANGE-52	FL	B6.40	SA-508 SA-541	12.75	01-92-02	N/A	UT-0 DEG.	NDT-C-11	
189	1-FLANGE-53	FL	B6.40	SA-508 SA-541	12.75	01-92-02	N/A	UT-0 DEG.	NDT-C-11	
190	1-FLANGE-54	FL	B6.40	SA-508 SA-541	12.75	01-92-02	N/A	UT-0 DEG.	NDT-C-11	
191	1-FLANGE-55	FL	B6.40	SA-508 SA-541	12.75	01-92-02	N/A	UT-0 DEG.	NDT-C-11	
192	1-FLANGE-56	FL	B6.40	SA-508 SA-541	12.75	01-92-02	N/A	UT-0 DEG.	NDT-C-11	
193	1-FLANGE-57	FL	B6.40	SA-508 SA-541	12.75	01-92-02	N/A	UT-0 DEG.	NDT-C-11	
194	1-FLANGE-58	FL	B6.40	SA-508 SA-541	12.75	01-92-02	N/A	UT-0 DEG.	NDT-C-11	
195	1-FLANGE-59	FL	B6.40	SA-508 SA-541	12.75	01-92-02	N/A	UT-0 DEG.	NDT-C-11	
196	1-FLANGE-60	FL	B6.40	SA-508 SA-541	12.75	01-92-02	N/A	UT-0 DEG.	NDT-C-11	
197	1-FLANGE-61	FL	B6.40	SA-508 SA-541	12.75	01-92-02	N/A	UT-0 DEG.	NDT-C-11	
198	1-FLANGE-62	FL	B6.40	SA-508 SA-541	12.75	01-92-02	N/A	UT-0 DEG.	NDT-C-11	

NO.	COMPONENT I.D. NO.	COMP. FIG.	ITEM NO.	MATL. SPEC.	SIZE (IN.)	CAL. STD. NO.	DWG. NO.	EXAM TYPE	PROC. NO.	NOTES
199	1-FLANGE-63	FL	B6.40	SA-508 SA-541	12.75	01-92-02	N/A	UT-0 DEG.	NDT-C-11	
200	1-FLANGE-64	FL	B6.40	SA-508 SA-541	12.75	01-92-02	N/A	UT-0 DEG.	NDT-C-11	
201	1-FLANGE-65	FL	B6.40	SA-508 SA-541	12.75	01-92-02	N/A	UT-0 DEG.	NDT-C-11	
202	1-FLANGE-66	FL	B6.40	SA-508 SA-541	12.75	01-92-02	N/A	UT-0 DEG.	NDT-C-11	
203	1-FLANGE-67	FL	B6.40	SA-508 SA-541	12.75	01-92-02	N/A	UT-0 DEG.	NDT-C-11	
204	1-FLANGE-68	FL	B6.40	SA-508 SA-541	12.75	01-92-02	N/A	UT-0 DEG.	NDT-C-11	
205	1-WASHER-1	WASHER	B6.50	N/A	N/A	N/A	N/A	VT	VT-1-1	
206	1-WASHER-2	WASHER	B6.50	N/A	N/A	N/A	N/A	VT	VT-1-1	
207	1-WASHER-3	WASHER	B6.50	N/A	N/A	N/A	N/A	VT	VT-1-1	
208	1-WASHER-4	WASHER	B6.50	N/A	N/A	N/A	N/A	VT	VT-1-1	
209	1-WASHER-5	WASHER	B6.50	N/A	N/A	N/A	N/A	VT	VT-1-1	

NO.	COMPONENT I.D. NO.	COMP. FIG.	ITEM NO.	MATL. SPEC.	SIZE (IN.)	CAL. STD. NO.	DWG. NO.	EXAM TYPE	PROC. NO.	NOTES
210	1-WASHER-6	WASHER	B6.50	N/A	N/A	N/A	N/A	VT	VT-1-1	
211	1-WASHER-7	WASHER	B6.50	N/A	N/A	N/A	N/A	VT	VT-1-1	
212	1-WASHER-8	WASHER	B6.50	N/A	N/A	N/A	N/A	VT	VT-1-1	
213	1-WASHER-9	WASHER	B6.50	N/A	N/A	N/A	N/A	VT	VT-1-1	
214	1-WASHER-10	WASHER	B6.50	N/A	N/A	N/A	N/A	VT	VT-1-1	
215	1-WASHER-11	WASHER	B6.50	N/A	N/A	N/A	N/A	VT	VT-1-1	
216	1-WASHER-12	WASHER	B6.50	N/A	N/A	N/A	N/A	VT	VT-1-1	
217	1-WASHER-13	WASHER	B6.50	N/A	N/A	N/A	N/A	VT	VT-1-1	
218	1-WASHER-14	WASHER	B6.50	N/A	N/A	N/A	N/A	VT	VT-1-1	
219	1-WASHER-15	WASHER	B6.50	N/A	N/A	N/A	N/A	VT	VT-1-1	
220	1-WASHER-16	WASHER	B6.50	N/A	N/A	N/A	N/A	VT	VT-1-1	

NO.	COMPONENT I.D. NO.	COMP. FIG.	ITEM NO.	MATL. SPEC.	SIZE (IN.)	CAL. STD. NO.	DWG. NO.	EXAM TYPE	PROC. NO.	NOTES
221	1-WASHER-17	WASHER	B6.50	N/A	N/A	N/A	N/A	VT	VT-1-1	
222	1-WASHER-18	WASHER	B6.50	N/A	N/A	N/A	N/A	VT	VT-1-1	
223	1-WASHER-19	WASHER	B6.50	N/A	N/A	N/A	N/A	VT	VT-1-1	
224	1-WASHER-20	WASHER	B6.50	N/A	N/A	N/A	N/A	VT	VT-1-1	
225	1-WASHER-21	WASHER	B6.50	N/A	N/A	N/A	N/A	VT	VT-1-1	
226	1-WASHER-22	WASHER	B6.50	N/A	N/A	N/A	N/A	VT	VT-1-1	
227	1-WASHER-23	WASHER	B6.50	N/A	N/A	N/A	N/A	VT	VT-1-1	
228	1-WASHER-24	WASHER	B6.50	N/A	N/A	N/A	N/A	VT	VT-1-1	
229	1-WASHER-25	WASHER	B6.50	N/A	N/A	N/A	N/A	VT	VT-1-1	
230	1-WASHER-26	WASHER	B6.50	N/A	N/A	N/A	N/A	VT	VT-1-1	
231	1-WASHER-27	WASHER	B6.50	N/A	N/A	N/A	N/A	VT	VT-1-1	

NO.	COMPONENT I.D. NO.	COMP. FIG.	ITEM NO.	MATL. SPEC.	SIZE (IN.)	CAL. STD. NO.	DWG. NO.	EXAM TYPE	PROC. NO.	NOTES
232	1-WASHER-28	WASHER	B6.50	N/A	N/A	N/A	N/A	VT	VT-1-1	
233	1-WASHER-29	WASHER	B6.50	N/A	N/A	N/A	N/A	VT	VT-1-1	
234	1-WASHER-30	WASHER	B6.50	N/A	N/A	N/A	N/A	VT	VT-1-1	
235	1-WASHER-31	WASHER	B6.50	N/A	N/A	N/A	N/A	VT	VT-1-1	
236	1-WASHER-32	WASHER	B6.50	N/A	N/A	N/A	N/A	VT	VT-1-1	
237	1-WASHER-33	WASHER	B6.50	N/A	N/A	N/A	N/A	VT	VT-1-1	
238	1-WASHER-34	WASHER	B6.50	N/A	N/A	N/A	N/A	VT	VT-1-1	
239	1-WASHER-35	WASHER	B6.50	N/A	N/A	N/A	N/A	VT	VT-1-1	
240	1-WASHER-36	WASHER	B6.50	N/A	N/A	N/A	N/A	VT	VT-1-1	
241	1-WASHER-37	WASHER	B6.50	N/A	N/A	N/A	N/A	VT	VT-1-1	
242	1-WASHER-38	WASHER	B6.50	N/A	N/A	N/A	N/A	VT	VT-1-1	

NO.	COMPONENT I.D. NO.	COMP. FIG.	ITEM NO.	MATL. SPEC.	SIZE (IN.)	CAL. STD. NO.	DRG. NO.	EXAM TYPE	PROC. NO.	NOTES
243	1-WASHER-39	WASHER	B6.50	N/A	N/A	N/A	N/A	VT	VT-1-1	
244	1-WASHER-40	WASHER	B6.50	N/A	N/A	N/A	N/A	VT	VT-1-1	
245	1-WASHER-41	WASHER	B6.50	N/A	N/A	N/A	N/A	VT	VT-1-1	
246	1-WASHER-42	WASHER	B6.50	N/A	N/A	N/A	N/A	VT	VT-1-1	
247	1-WASHER-43	WASHER	B6.50	N/A	N/A	N/A	N/A	VT	VT-1-1	
248	1-WASHER-44	WASHER	B6.50	N/A	N/A	N/A	N/A	VT	VT-1-1	
249	1-WASHER-45	WASHER	B6.50	N/A	N/A	N/A	N/A	VT	VT-1-1	
250	1-WASHER-46	WASHER	B6.50	N/A	N/A	N/A	N/A	VT	VT-1-1	
251	1-WASHER-47	WASHER	B6.50	N/A	N/A	N/A	N/A	VT	VT-1-1	
252	1-WASHER-48	WASHER	B6.50	N/A	N/A	N/A	N/A	VT	VT-1-1	
253	1-WASHER-49	WASHER	B6.50	N/A	N/A	N/A	N/A	VT	VT-1-1	

NO.	COMPONENT I.D. NO.	COMP. FIG.	ITEM NO.	MATL. SPEC.	SIZE (IN.)	CAL. STD. NO.	DWG. NO.	EXAM TYPE	PROC. NO.	NOTES
254	1-WASHER-50	WASHER	B6.50	N/A	N/A	N/A	N/A	VT	VT-1-1	
255	1-WASHER-51	WASHER	B6.50	N/A	N/A	N/A	N/A	VT	VT-1-1	
256	1-WASHER-52	WASHER	B6.50	N/A	N/A	N/A	N/A	VT	VT-1-1	
257	1-WASHER-53	WASHER	B6.50	N/A	N/A	N/A	N/A	VT	VT-1-1	
258	1-WASHER-54	WASHER	B6.50	N/A	N/A	N/A	N/A	VT	VT-1-1	
259	1-WASHER-55	WASHER	B6.50	N/A	N/A	N/A	N/A	VT	VT-1-1	
260	1-WASHER-56	WASHER	B6.50	N/A	N/A	N/A	N/A	VT	VT-1-1	
261	1-WASHER-57	WASHER	B6.50	N/A	N/A	N/A	N/A	VT	VT-1-1	
262	1-WASHER-58	WASHER	B6.50	N/A	N/A	N/A	N/A	VT	VT-1-1	
263	1-WASHER-59	WASHER	B6.50	N/A	N/A	N/A	N/A	VT	VT-1-1	
264	1-WASHER-60	WASHER	B6.50	N/A	N/A	N/A	N/A	VT	VT-1-1	

NO.	COMPONENT I.D. NO.	COMP. FIG.	ITEM NO.	MATL. SPEC.	SIZE (IN.)	CAL. STD. NO.	DWG. NO.	EXAM TYPE	PROC. NO.	NOTES
265	1-WASHER-61	WASHER	B6.50	N/A	N/A	N/A	N/A	VT	VT-1-1	
266	1-WASHER-62	WASHER	B6.50	N/A	N/A	N/A	N/A	VT	VT-1-1	
267	1-WASHER-63	WASHER	B6.50	N/A	N/A	N/A	N/A	VT	VT-1-1	
268	1-WASHER-64	WASHER	B6.50	N/A	N/A	N/A	N/A	VT	VT-1-1	
269	1-WASHER-65	WASHER	B6.50	N/A	N/A	N/A	N/A	VT	VT-1-1	
270	1-WASHER-66	WASHER	B6.50	N/A	N/A	N/A	N/A	VT	VT-1-1	
271	1-WASHER-67	WASHER	B6.50	N/A	N/A	N/A	N/A	VT	VT-1-1	
272	1-WASHER-68	WASHER	B6.50	N/A	N/A	N/A	N/A	VT	VT-1-1	
273	1B33-F060A-3	BOLTS/ STUDS	B6.210	SA-540	2.25	01-60-02	IRR-1002	UT-0 DEG.	NDT-C-14	
274	1B33-F060A-3	FL	B6.220	N/A	N/A	N/A	IRR-1002	VT	VT-1-1	
275	1B33-F060A-3	NUTS/ WASHERS/ BUSHINGS	B6.230	N/A	N/A	N/A	IRR-1002	VT	VT-1-1	

NO.	COMPONENT I.D. NO.	COMP. FIG.	ITEM NO.	MATL. SPEC.	SIZE (IN.)	CAL. STD. NO.	DWG. NO.	EXAM TYPE	PROC. NO.	NOTES
276	1B33-F060A-4	BOLTS/ STUDS	B6.210	SA-193	2.75	01-60-03	IRR-1002	UT-0 DEG.	NDT-C-14	
277	1B33-F060A-4	FL	B6.220	N/A	N/A	N/A	IRR-1002	VT	VT-1-1	
278	1B33-F060A-4	NUTS/ WASHERS/ BUSHINGS	B6.230	N/A	N/A	N/A	IRR-1002	VT	VT-1-1	
279	1B33-F060B-3	BOLTS/ STUDS	B6.210	SA-540	2.25	01-60-02	IRR-1006	UT-0 DEG.	NDT-C-14	
280	1B33-F060B-3	FL	B6.220	N/A	N/A	N/A	IRR-1006	VT	VT-1-1	
281	1B33-F060B-3	NUTS/ WASHERS/ BUSHINGS	B6.230	N/A	N/A	N/A	IRR-1006	VT	VT-1-1	
282	1B33-F060B-4	BOLTS/ STUDS	B6.210	SA-193	2.75	01-60-03	IRR-1006	UT-0 DEG.	NDT-C-14	
283	1B33-F060B-4	FL	B6.220	N/A	N/A	N/A	IRR-1006	VT	VT-1-1	
284	1B33-F060B-4	NUTS/ WASHERS/ BUSHINGS	B6.230	N/A	N/A	N/A	IRR-1006	VT	VT-1-1	
285	IRR-PU1A	BOLTS/ STUDS	B6.180	SA-193	3.25	01-60-01	IRR-1002	UT-0 DEG.	NDT-C-14	
286	IRR-PU1A	FL	B6.190	N/A	N/A	N/A	IRR-1002	VT	VT-1-1	

NO.	COMPONENT I.D. NO.	COMP. FIG.	ITEM NO.	MATL. SPEC.	SIZE (IN.)	CAL. STD. NO.	DWG. NO.	EXAM TYPE	PROC. NO.	NOTES
287	IRR-PU1A	NUTS/ WASHERS/ BUSHINGS	B6.200	N/A	N/A	N/A	IRR-1002	VT	VT-1-1	
288	IRR-PU1B	BOLTS/ STUDS	B6.180	SA-193	3.25	01-60-01	IRR-1006	UT-0 DEG.	NDT-C-14	
289	IRR-PU1B	FL	B6.190	N/A	N/A	N/A	IRR-1006	VT	VT-1-1	
290	IRR-PU1B	NUTS/ WASHERS/ BUSHINGS	B6.200	N/A	N/A	N/A	IRR-1006	VT	VT-1-1	

NO.	COMPONENT I.D. NO.	COMP. FIG.	ITEM NO.	MATL. SPEC.	SIZE (IN.)	CAL. STD. NO.	DWG. NO.	EXAM TYPE	PROC. NO.	NOTES
1	GEL-1009-G RI-1002B-23	FB	B7.50	N/A	1.375	N/A	GEL-1009/RI-1002	VT	VT-1-1	GEL-1009-G & RI-1002B-23 ARE THE SAME CONNECTION
2	GEL-1009-H	FB	B7.50	N/A	1.375	N/A	GEL-1009	VT	VT-1-1	
3	GEL-1009-J	FB	B7.50	N/A	1.375	N/A	GEL-1009	VT	VT-1-1	
4	IMS-1001B-17	FB	B7.50	N/A	1.375	N/A	IMS-1001	VT	VT-1-1	
5	IMS-1001B-20	FB	B7.50	N/A	1.375	N/A	IMS-1001	VT	VT-1-1	
6	IMS-1001B-23	FB	B7.50	N/A	1.375	N/A	IMS-1001	VT	VT-1-1	
7	IMS-1001B-26	FB	B7.50	N/A	1.375	N/A	IMS-1001	VT	VT-1-1	
8	IMS-1002B-15	FB	B7.50	N/A	1.375	N/A	IMS-1002	VT	VT-1-1	
9	IMS-1002B-19	FB	B7.50	N/A	1.375	N/A	IMS-1002	VT	VT-1-1	
10	IMS-1002B-23	FB	B7.50	N/A	1.375	N/A	IMS-1002	VT	VT-1-1	

NO.	COMPONENT I.D. NO.	COMP. FIG.	ITEM NO.	MATL. SPEC.	SIZE (IN.)	CAL. STD. NO.	DWG. NO.	EXAM TYPE	PROC. NO.	NOTES
11	IMS-1002B-27	FB	B7.50	N/A	1.375	N/A	IMS-1002	VT	VT-1-1	
12	IMS-1002B-31	FB	B7.50	N/A	1.375	N/A	IMS-1002	VT	VT-1-1	
13	IMS-1003B-13	FB	B7.50	N/A	1.375	N/A	IMS-1003	VT	VT-1-1	
14	IMS-1003B-17	FB	B7.50	N/A	1.375	N/A	IMS-1003	VT	VT-1-1	
15	IMS-1003B-21	FB	B7.50	N/A	1.375	N/A	IMS-1003	VT	VT-1-1	
16	IMS-1003B-25	FB	B7.50	N/A	1.375	N/A	IMS-1003	VT	VT-1-1	
17	IMS-1003B-29	FB	B7.50	N/A	1.375	N/A	IMS-1003	VT	VT-1-1	
18	IMS-1004B-16	FB	B7.50	N/A	1.375	N/A	IMS-1004	VT	VT-1-1	
19	IMS-1004B-19	FB	B7.50	N/A	1.375	N/A	IMS-1004	VT	VT-1-1	
20	IMS-1004B-22	FB	B7.50	N/A	1.375	N/A	IMS-1004	VT	VT-1-1	

NO.	COMPONENT I.D. NO.	COMP. FIG.	ITEM NO.	MATL. SPEC.	SIZE (IN.)	CAL. STD. NO.	DWG. NO.	EXAM TYPE	PROC. NO.	NOTES
21	IMS-1004B-25	FB	B7.50	N/A	1.375	N/A	IMS-1004	VT	VT-1-1	
22	IRI-1002B-13	FB	B7.50	N/A	1.125	N/A	IRI-1002	VT	VT-1-1	
23	IRI-1002B-19	FB	B7.50	N/A	1.125	N/A	IRI-1002	VT	VT-1-1	
24	IRI-1002B-21A	FB	B7.50	N/A	1.125	N/A	IRI-1002	VT	VT-1-1	PSI FOR WR" L-07174/P01-1-91-559 JANUARY, 1993, iNTERVAL 1, PERIOD 3.
25	IRR-1002B-6	FB	B7.50	N/A	1.125	N/A	IRR-1002	VT	VT-1-1	
26	IRR-1003B-22	FB	B7.50	N/A	1.125	N/A	IRR-1003	VT	VT-1-1	
27	IRR-1006B-6	FB	B7.50	N/A	1.125	N/A	IRR-1006	VT	VT-1-1	
28	IRR-1007B-19	FB	B7.50	N/A	1.125	N/A	IRR-1007	VT	VT-1-1	
29	IRT-1001B-18A	FB	B7.50	N/A	1	N/A	IRT-1001	VT	VT-1-1	
30	IRT-1001B-18B	FB	B7.50	N/A	1	N/A	IRT-1001	VT	VT-1-1	

NO.	COMPONENT I.D. NO.	COMP. FIG.	ITEM NO.	MATL. SPEC.	SIZE (IN.)	CAL. STD. NO.	DWG. NO.	EXAM TYPE	PROC. NO.	NOTES
31	1B21-F010A-1	VB	B7.70	N/A	1	N/A	IFW-1001	VT	VT-1-1	
32	1B21-F010A-2	VB	B7.70	N/A	0.875	N/A	IFW-1001	VT	VT-1-1	
33	1B21-F010B-1	VB	B7.70	N/A	1	N/A	IFW-1002	VT	VT-1-1	
34	1B21-F010B-2	VB	B7.70	N/A	0.875	N/A	IFW-1002	VT	VT-1-1	
35	1B21-F011A	VB	B7.70	N/A	1	N/A	IFW-1001	VT	VT-1-1	
36	1B21-F011B	VB	B7.70	N/A	1	N/A	IFW-1002	VT	VT-1-1	
37	1B21-F013A	VB	B7.70	N/A	1	N/A	IMS-1004	VT	VT-1-1	
38	1B21-F013B	VB	B7.70	N/A	1	N/A	IMS-1001	VT	VT-1-1	
39	1B21-F013C	VB	B7.70	N/A	1	N/A	IMS-1003	VT	VT-1-1	
40	1B21-F013D	VB	B7.70	N/A	1	N/A	IMS-1002	VT	VT-1-1	

NO.	COMPONENT I.D. NO.	COMP. FIG.	ITEM NO.	MATL. SPEC.	SIZE (IN.)	CAL. STD. NO.	DWG. NO.	EXAM TYPE	PROC. NO.	NOTES
41	1B21-F013E	VB	B7.70	N/A	1	N/A	IMS-1003	VT	VT-1-1	
42	1B21-F013F	VB	B7.70	N/A	1	N/A	IMS-1002	VT	VT-1-1	
43	1B21-F013G	VB	B7.70	N/A	1	N/A	IMS-1004	VT	VT-1-1	
44	1B21-F013H	VB	B7.70	N/A	1	N/A	IMS-1004	VT	VT-1-1	
45	1B21-F013J	VB	B7.70	N/A	1	N/A	IMS-1001	VT	VT-1-1	
46	1B21-F013K	VB	B7.70	N/A	1	N/A	IMS-1002	VT	VT-1-1	
47	1B21-F013L	VB	B7.70	N/A	1	N/A	IMS-1003	VT	VT-1-1	
48	1B21-F013M	VB	B7.70	N/A	1	N/A	IMS-1002	VT	VT-1-1	
49	1B21-F013N	VB	B7.70	N/A	1	N/A	IMS-1003	VT	VT-1-1	
50	1B21-F013P	VB	B7.70	N/A	1	N/A	IMS-1001	VT	VT-1-1	

NO.	COMPONENT I.D. NO.	COMP. FIG.	ITEM NO.	MATL. SPEC.	SIZE (IN.)	CAL. STD. NO.	DWG. NO.	EXAM TYPE	PROC. NO.	NOTES
51	1B21-F013R	VB	B7.70	N/A	1	N/A	IMS-1003	VT	VT-1-1	
52	1B21-F013S	VB	B7.70	N/A	1	N/A	IMS-1002	VT	VT-1-1	
53	1B21-F013U	VB	B7.70	N/A	1	N/A	IMS-1004	VT	VT-1-1	
54	1B21-F013V	VB	B7.70	N/A	1	N/A	IMS-1001	VT	VT-1-1	
55	1B21-F022A	VB	B7.70	N/A	1.625	N/A	IMS-1051	VT	VT-1-1	
56	1B21-F022B	VB	B7.70	N/A	1.625	N/A	IMS-1052	VT	VT-1-1	
57	1B21-F022C	VB	B7.70	N/A	1.625	N/A	IMS-1053	VT	VT-1-1	
58	1B21-F022D	VB	B7.70	N/A	1.625	N/A	IMS-1054	VT	VT-1-1	
59	1B21-F028A	VB	B7.70	N/A	1.625	N/A	IMS-1051	VT	VT-1-1	
60	1B21-F028B	VB	B7.70	N/A	1.625	N/A	IMS-1052	VT	VT-1-1	

NO.	COMPONENT I.D. NO.	COMP. FIG.	ITEM NO.	MATL. SPEC.	SIZE (IN.)	CAL. STD. NO.	DWG. NO.	EXAM TYPE	PROC. NO.	NOTES
61	1B21-F028C	VB	B7.70	N/A	1.625	N/A	IMS-1053	VT	VT-1-1	
62	1B21-F028D	VB	B7.70	N/A	1.625	N/A	IMS-1054	VT	VT-1-1	
63	1B21-F032A-1	VB	B7.70	N/A	1	N/A	IFW-1001	VT	VT-1-1	
64	1B21-F032A-2	VB	B7.70	N/A	0.875	N/A	IFW-1001	VT	VT-1-1	
65	1B21-F032B-1	VB	B7.70	N/A	1	N/A	IFW-1002	VT	VT-1-1	
66	1B21-F032B-2	VB	B7.70	N/A	0.875	N/A	IFW-1002	VT	VT-1-1	
67	1B33-F023A	VB	B7.70	N/A	2	N/A	IRR-1003	VT	VT-1-1	
68	1B33-F023B	VB	B7.70	N/A	2	N/A	IRR-1007	VT	VT-1-1	
69	1B33-F060A-1	VB	B7.70	N/A	1	N/A	IRR-1002	VT	VT-1-1	
70	1B33-F060A-2	VB	B7.70	N/A	1.250	N/A	IRR-1002	VT	VT-1-1	

NO.	COMPONENT I.D. NO.	COMP. FIG.	ITEM NO.	MATL. SPEC.	SIZE (IN.)	CAL. STD. NO.	DWG. NO.	EXAM TYPE	PROC. NO.	NOTES
71	1B33-F060B-1	VB	B7.70	N/A	1	N/A	IRR-1006	VT	VT-1-1	
72	1B33-F060B-2	VB	B7.70	N/A	1.250	N/A	IRR-1006	VT	VT-1-1	
73	1B33-F067A	VB	B7.70	N/A	2	N/A	IRR-1002	VT	VT-1-1	
74	1B33-F067B	VB	B7.70	N/A	2	N/A	IRR-1006	VT	VT-1-1	
75	1E12-F008	VB	B7.70	N/A	1.500	N/A	IRH-1031	VT	VT-1-1	
76	1E12-F009	VB	B7.70	N/A	1.500	N/A	IRH-1031	VT	VT-1-1	
77	1E51-F013	VB	B7.70	N/A	0.750	N/A	IRI-1003	VT	VT-1-1	
78	1E12-F019	VB	B7.70	N/A	0.625	N/A	IRI-1003	VT	VT-1-1	
79	1E12-F020	VB	B7.70	N/A	1.500	N/A	IRH-1031	VT	VT-1-1	
80	1E12-F041A-1	VB	B7.70	N/A	0.500	N/A	IRH-1003	VT	VT-1-1	

NO.	COMPONENT I.D. NO.	COMP. FIG.	ITEM NO.	MATL. SPEC.	SIZE (IN.)	CAL. STD. NO.	DWG. NO.	EXAM TYPE	PROC. NO.	NOTES
81	1E12-F041A-2	VB	B7.70	N/A	0.750	N/A	IRH-1003	VT	VT-1-1	
82	1E12-F041A-3	VB	B7.70	N/A	1.125	N/A	IRH-1003	VT	VT-1-1	
83	1E12-F041B-1	VB	B7.70	N/A	0.500	N/A	IRH-1002	VT	VT-1-1	
84	1E12-F041B-2	VB	B7.70	N/A	0.750	N/A	IRH-1002	VT	VT-1-1	
85	1E12-F041B-3	VB	B7.70	N/A	1.125	N/A	IRH-1002	VT	VT-1-1	
86	1E12-F041C-1	VB	B7.70	N/A	0.500	N/A	IRH-1004	VT	VT-1-1	
87	1E12-F041C-2	VB	B7.70	N/A	0.750	N/A	IRH-1004	VT	VT-1-1	
88	1E12-F041C-3	VB	B7.70	N/A	1.125	N/A	IRH-1004	VT	VT-1-1	
89	1E12-F042A	VB	B7.70	N/A	0.875	N/A	IRH-1003	VT	VT-1-1	
90	1E12-F042B	VB	B7.70	N/A	0.875	N/A	IRH-1002	VT	VT-1-1	

NO.	COMPONENT I.D. NO.	COMP. FIG.	ITEM NO.	MATL. SPEC.	SIZE (IN.)	CAL. STD. NO.	DWG. NO.	EXAM TYPE	PROC. NO.	NOTES
91	1E12-F042C	VB	B7.70	N/A	0.875	N/A	IRH-1004	VT	VT-1-1	
92	1E12-F050A-1	VB	B7.70	N/A	0.500	N/A	IRH-1005	VT	VT-1-1	
93	1E12-F050A-2	VB	B7.70	N/A	0.750	N/A	IRH-1005	VT	VT-1-1	
94	1E12-F050A-3	VB	B7.70	N/A	1.125	N/A	IRH-1005	VT	VT-1-1	
95	1E12-F050B-1	VB	B7.70	N/A	0.500	N/A	IRH-1001	VT	VT-1-1	
96	1E12-F050B-2	VB	B7.70	N/A	0.750	N/A	IRH-1001	VT	VT-1-1	
97	1E12-F050B-3	VB	B7.70	N/A	1.125	N/A	IRH-1001	VT	VT-1-1	
98	1E12-F051A	VB	B7.70	N/A	0.750	N/A	IRH-1005	VT	VT-1-1	
99	1E12-F053B	VB	B7.70	N/A	0.750	N/A	IRH-1001	VT	VT-1-1	
100	1E12-F090A	VB	B7.70	N/A	0.875	N/A	IRH-1005	VT	VT-1-1	

NO.	COMPONENT I.D. NO.	COMP. FIG.	ITEM NO.	MATL. SPEC.	SIZE (IN.)	CAL. STD. NO.	DWG. NO.	EXAM TYPE	PROC. NO.	NOTES
101	1E12-F090B	VB	B7.70	N/A	0.875	N/A	IRH-1001	VT	VT-1-1	
102	1E12-F092A	VB	B7.70	N/A	0.875	N/A	IRH-1003	VT	VT-1-1	
103	1E12-F092B	VB	B7.70	N/A	0.875	N/A	IRH-1002	VT	VT-1-1	
104	1E12-F092C	VB	B7.70	N/A	0.875	N/A	IRH-1004	VT	VT-1-1	
105	1E22-F004	VB	B7.70	N/A	0.875	N/A	IHP-1001	VT	VT-1-1	
106	1E22-F005-1	VB	B7.70	N/A	0.500	N/A	IHP-1001	VT	VT-1-1	
107	1E22-F005-2	VB	B7.70	N/A	0.750	N/A	IHP-1001	VT	VT-1-1	
108	1E22-F005-3	VB	B7.70	N/A	1.125	N/A	IHP-1001	VT	VT-1-1	
109	1E22-F038	VB	B7.70	N/A	1.500	N/A	IHP-1001	VT	VT-1-1	
110	1E51-F008	VB	B7.70	N/A	0.500	N/A	IRI-1001	VT	VT-1-1	PSI FOR WR" L-08484/P01-1-91-518 NOVEMBER, 1992, INTERVAL 1, PERIOD 3.

NO.	COMPONENT I.D. NO.	COMP. FIG.	ITEM NO.	MATL. SPEC.	SIZE (IN.)	CAL. STD. NO.	DWG. NO.	EXAM TYPE	PROC. NO.	NOTES
111	1E51-F063	VB	B7.70	N/A	0.875	N/A	IMS-1055	VT	VT-1-1	PSI FOR WR" L-08480/P01-1-91-519 NOVEMBER, 1992, INTERVAL 1, PERIOD 3.
112	1E51-F064	VB	B7.70	N/A	0.875	N/A	IRI-1001	VT	VT-1-1	
113	1E51-F065-1	VB	B7.70	N/A	0.500	N/A	IRI-1003	VT	VT-1-1	
114	1E51-F065-2	VB	B7.70	N/A	1.125	N/A	IRI-1003	VT	VT-1-1	
115	1E51-F066-1	VB	B7.70	N/A	0.500	N/A	IRI-1002	VT	VT-1-1	
116	1E51-F066-2	VB	B7.70	N/A	1.125	N/A	IRI-1002	VT	VT-1-1	
117	1G33-F001	VB	B7.70	N/A	0.750	N/A	IRT-1001	VT	VT-1-1	PSI FOR WR" L-10935/P01-1-91-516 NOVEMBER, 1992, INTERVAL 1, PERIOD 3.
118	1G33-F004	VB	B7.70	N/A	0.750	N/A	IRT-1001	VT	VT-1-1	PSI FOR WR" L-10934/P01-1-91-517 NOVEMBER, 1992, INTERVAL 1, PERIOD 3.
119	1G33-F100	VB	B7.70	N/A	0.750	N/A	IRR-1010	VT	VT-1-1	
120	1G33-F101	VB	B7.70	N/A	0.750	N/A	IRT-1001	VT	VT-1-1	

NO.	COMPONENT I.D. NO.	COMP. FIG.	ITEM NO.	MATL. SPEC.	SIZE (IN.)	CAL. STD. NO.	DWG. NO.	EXAM TYPE	PROC. NO.	NOTES
121	1G33-F102	VB	B7.70	N/A	0.750	N/A	IRT-1001	VT	VT-1-1	
122	1G33-F106	VB	B7.70	N/A	0.750	N/A	IRR-1009	VT	VT-1-1	
123	IE21-F005	VB	B7.70	N/A	0.875	N/A	ILP-1001	VT	VT-1-1	
124	IE21-F006-1	VB	B7.70	N/A	0.500	N/A	ILP-1001	VT	VT-1-1	
125	IE21-F006-2	VB	B7.70	N/A	0.750	N/A	ILP-1001	VT	VT-1-1	
126	IE21-F006-3	VB	B7.70	N/A	1.125	N/A	ILP-1001	VT	VT-1-1	
127	IE21-F051	VB	B7.70	N/A	0.875	N/A	ILP-1001	VT	VT-1-1	
128	CRD RING FLANGE CAPSCREWS	CRD	B7.80	N/A	0.500	N/A	CODE DATA REPORT	VT	VT-1-1	
129	CRD HOUSING FLANGE CAPSCREWS	CRD	B7.80	N/A	1	N/A	CODE DATA REPORT	VT	VT-1-1	RELIEF REQUEST CR-16 TOTAL OF 185 CRDS

NO.	COMPONENT I.D. NO.	ITEM NO.	WELD TYPE	MATL. SPEC.	THICK. (IN)	CAL. STD. NO.	AZ(DEG) ELV(FT)	DWG. NO.	EXAM REQUIRED	PROC. NO.	NOTES
1	IVS-1 VESSEL SKIRT ATTACHMENT WELD	B8.10	V5	SA-533	8.45	NONE	0-360	UNIT 1 SKIRT DETAIL	MT OR PT	NDT-B-1 OR NDT-D-2	
2	RPV-SS-1	B8.10	V5	CARBON STEEL	7.00	N/A	30 DEG.	J-2500 919D988AC	MT OR PT	NDT-B-1 OR NDT-D-2	RPV SUPPORT STABILIZER
3	RPV-SS-2	B8.10	V5	CARBON STEEL	7.00	N/A	90 DEG.	J-2500 919D988AC	MT OR PT	NDT-B-1 OR NDT-D-2	RPV SUPPORT STABILIZER
4	RPV-SS-3	B8.10	V5	CARBON STEEL	7.00	N/A	150 DEG.	J-2500 919D988AC	MT OR PT	NDT-B-1 OR NDT-D-2	RPV SUPPORT STABILIZER
5	RPV-SS-4	B8.10	V5	CARBON STEEL	7.00	N/A	210 DEG.	J-2500 919D988AC	MT OR PT	NDT-B-1 OR NDT-D-2	RPV SUPPORT STABILIZER
6	RPV-SS-5	B8.10	V5	CARBON STEEL	7.00	N/A	270 DEG.	J-2500 919D988AC	MT OR PT	NDT-B-1 OR NDT-D-2	RPV SUPPORT STABILIZER
7	RPV-SS-6	B8.10	V5	CARBON STEEL	7.00	N/A	330 DEG.	J-2500 919D988AC	MT OR PT	NDT-B-1 OR NDT-D-2	RPV SUPPORT STABILIZER

NO.	COMPONENT I.D. NO.	COMP. FIG.	ITEM NO.	WELD TYPE	NOM. PIPE SIZE	NOM. THK.	MATL. SPEC.	DWG. NO.	EXAM TYPE	PROC. NO.	CAL. STD. NO.	NOTES
1	1-JPI-A-2	SE-P	B9.11	MF-2	4	0.337	SA-376	GEL-1093	PT UT-45 DEG.	NDT-D-2 NDT-C-2	01-04-05	SEE RELIEF REQUEST CR-04 CATAGORY 'C' IGSCC
2	1-JPI-A-3	P-IS	B9.11	MF-2	4	0.337	SA-376	GEL-1093	PT UT-45 DEG.	NDT-D-2 NDT-C-2	01-04-05	SEE RELIEF REQUEST CR-04 CATAGORY 'C' IGSCC
3	1-JPI-B-2	SE-P	B9.11	MF-2	4	0.337	SA-376	GEL-1093	PT UT-45 DEG.	NDT-D-2 NDT-C-2	01-04-05	SEE RELIEF REQUEST CR-04 CATAGORY 'C' IGSCC
4	1-JPI-B-3	P-IS	B9.11	MF-2	4	0.337	SA-376	GEL-1093	PT UT-45 DEG.	NDT-D-2 NDT-C-2	01-04-05	SEE RELIEF REQUEST CR-04 CATAGORY 'C' IGSCC
5	IFW-1001-10	V-P	B9.11	MF-2	24	1.876 MW	1502LS	IFW-1001	PT UT-45 DEG.	NDT-D-2 NDT-C-2	01-24-05	AUGMENTED TYPE 1A
6	IFW-1001-10LD	LS	B9.12	GR-1	24	1.876 MW	1502LS	IFW-1001	PT UT-45 DEG.	NDT-D-2 NDT-C-2	01-24-05	AUGMENTED TYPE 1A SEE RELIEF REQUEST CR-15
7	IFW-1001-13	P-P	B9.11	MF-2	24	1.876 MW	1502LS	IFW-1001	PT UT-45 DEG.	NDT-D-2 NDT-C-2	01-24-05	AUGMENTED TYPE 1A
8	IFW-1001-13LD	LS	B9.12	GR-1	24	1.876 MW	1502LS	IFW-1001	PT UT-45 DEG.	NDT-D-2 NDT-C-2	01-24-05	AUGMENTED TYPE 1A SEE RELIEF REQUEST CR-15
9	IFW-1001-13LU	LS	B9.12	GR-1	24	1.876 MW	1502LS	IFW-1001	PT UT-45 DEG.	NDT-D-2 NDT-C-2	01-24-05	AUGMENTED TYPE 1A SEE RELIEF REQUEST CR-15
10	IFW-1001-16	P-FH	B9.11	FH-1	24	1.876 MW	1502LS	IFW-1001	PT UT-45 DEG.	NDT-D-2 NDT-C-2	01-24-05	AUGMENTED TYPE 1A
11	IFW-1001-16LU	LS	B9.12	GR-1	24	1.876 MW	1502LS	IFW-1001	PT UT-45 DEG.	NDT-D-2 NDT-C-2	01-24-05	AUGMENTED TYPE 1A SEE RELIEF REQUEST CR-15

NO.	COMPONENT I.D. NO.	COMP. FIG.	ITEM NO.	WELD TYPE	NOM. PIPE SIZE	NOM. THK.	MATL. SPEC.	DWG. NO.	EXAM TYPE	PROC. NO.	CAL. STD. NO.	NOTES
12	IFW-1001-18	FH-P	B9.11	FH-1	24	1.876 MW	1502LS	IFW-1001	PT UT-45 DEG.	NDT-D-2 NDT-C-2	01-24-05	AUGMENTED TYPE 1A SEE RELIEF REQUEST CR-01
13	IFW-1001-18LD	LS	B9.12	GR-1	24	1.876 MW	1502LS	IFW-1001	PT UT-45 DEG.	NDT-D-2 NDT-C-2	01-24-05	AUGMENTED TYPE 1A SEE RELIEF REQUEST CR-01, CR-15
14	IFW-1001-20	P-V	B9.11	MF-2	24	1.876 MW	1502LS	IFW-1001	PT UT-45 DEG.	NDT-D-2 NDT-C-2	01-24-05	AUGMENTED TYPE 1A
15	IFW-1001-20LU	LS	B9.12	GR-1	24	1.876 MW	1502LS	IFW-1001	PT UT-45 DEG.	NDT-D-2 NDT-C-2	01-24-05	AUGMENTED TYPE 1A SEE RELIEF REQUEST CR-15
16	IFW-1001-21	V-P	B9.11	MF-2	24	1.876 MW	1502LS	IFW-1001	PT UT-45 DEG.	NDT-D-2 NDT-C-2	01-24-05	
17	IFW-1001-21LD	LS	B9.12	GR-1	24	1.876 MW	1502LS	IFW-1001	PT UT-45 DEG.	NDT-D-2 NDT-C-2	01-24-05	SEE RELIEF REQUEST CR-15
18	IFW-1001-24	P-E	B9.11	MF-2	24	1.876 MW	1502LS	IFW-1001	PT UT-45 DEG.	NDT-D-2 NDT-C-2	01-24-05	
19	IFW-1001-24LU	LS	B9.12	GR-1	24	1.876 MW	1502LS	IFW-1001	PT UT-45 DEG.	NDT-D-2 NDT-C-2	01-24-05	SEE RELIEF REQUEST CR-15
20	IFW-1001-26	E-P	B9.11	MF-2	24	1.876 MW	1502LS	IFW-1001	PT UT-45 DEG.	NDT-D-2 NDT-C-2	01-24-05	
21	IFW-1001-26LD	LS	B9.12	GR-1	24	1.876 MW	1502LS	IFW-1001	PT UT-45 DEG.	NDT-D-2 NDT-C-2	01-24-05	SEE RELIEF REQUEST CR-15
22	IFW-1001-32	P-V	B9.11	MF-2	24	1.876 MW	1502LS	IFW-1001	PT UT-45 DEG.	NDT-D-2 NDT-C-2	01-24-05	

NO.	COMPONENT I.D. NO.	COMP. FIG.	ITEM NO.	WELD TYPE	NOM. PIPE SIZE	NOM. THK.	MATL. SPEC.	DWG. NO.	EXAM TYPE	PROC. NO.	CAL. STD. NO.	NOTES
23	IFW-1001-32LU	LS	B9.12	GR-1	24	1.876 MW	1502LS	IFW-1001	PT UT-45 DEG.	NDT-D-2 NDT-C-2	01-24-05	SEE RELIEF REQUEST CR-15
24	IFW-1001-33	V-P	B9.11	MF-2	24	1.531	901LS	IFW-1001	PT UT-45 DEG.	NDT-D-2 NDT-C-2	01-24-04	
25	IFW-1001-36	P-E	B9.11	MF-2	24	1.531	901LS	IFW-1001	PT UT-45 DEG.	NDT-D-2 NDT-C-2	01-24-04	
26	IFW-1001-38	E-P	B9.11	MF-2	24	1.531	901LS	IFW-1001	PT UT-45 DEG.	NDT-D-2 NDT-C-2	01-24-04	
27	IFW-1001-43	P-E	B9.11	MF-2	24	1.531	901LS	IFW-1001	PT UT-45 DEG.	NDT-D-2 NDT-C-2	01-24-04	
28	IFW-1001-44	E-T	B9.11	MF-2	24	1.531	901LS	IFW-1001	PT UT-45 DEG.	NDT-D-2 NDT-C-2	01-24-04	
29	IFW-1001-47	T-R	B9.11	MF-2	24	1.531	901LS	IFW-1001	PT UT-45 DEG.	NDT-D-2 NDT-C-2	01-24-04	
30	IFW-1001-50	R-P	B9.11	MF-2	18	1.156	901LS	IFW-1001	PT UT-45 DEG.	NDT-D-2 NDT-C-2	01-18-02	
31	IFW-1001-51	T-P	B9.31	MF-2	12	0.844	901LS	IFW-1001	PT UT-45 DEG.	NDT-D-2 NDT-C-2	01-12-02	BRANCH CONNECTION WELD
32	IFW-1001-53	P-E	B9.11	MF-2	12	0.844	901LS	IFW-1001	PT UT-45 DEG.	NDT-D-2 NDT-C-2	01-12-02	
33	IFW-1001-55	P-T	B9.11	MF-2	18	1.156	901LS	IFW-1001	PT UT-45 DEG.	NDT-D-2 NDT-C-2	01-18-02	

NO.	COMPONENT I.D. NO.	COMP. FIG.	ITEM NO.	WELD TYPE	NOM. PIPE SIZE	NOM. THK.	MATL. SPEC.	DWG. NO.	EXAM TYPE	PROC. NO.	CAL. STD. NO.	NOTES
34	IFW-1001-58	T-R	B9.11	MF-2	18	1.156	901LS	IFW-1001	PT UT-45 DEG.	NDT-D-2 NDT-C-2	01-18-02	
35	IFW-1001-60	R-P	B9.11	MF-2	12	0.844	901LS	IFW-1001	PT UT-45 DEG.	NDT-D-2 NDT-C-2	01-12-02	
36	IFW-1001-61	T-P	B9.31	MF-2	12	0.844	901LS	IFW-1001	PT UT-45 DEG.	NDT-D-2 NDT-C-2	01-12-02	BRANCH CONNECTION WELD
37	IFW-1001-62	E-P	B9.11	MF-2	12	0.844	901LS	IFW-1001	PT UT-45 DEG.	NDT-D-2 NDT-C-2	01-12-02	
38	IFW-1001-64	P-E	B9.11	MF-2	12	0.844	901LS	IFW-1001	PT UT-45 DEG.	NDT-D-2 NDT-C-2	01-12-02	
39	IFW-1001-65	E-P	B9.11	MF-2	12	0.844	901LS	IFW-1001	PT UT-45 DEG.	NDT-D-2 NDT-C-2	01-12-02	
40	IFW-1001-68	P-E	B9.11	MF-2	12	0.844	901LS	IFW-1001	PT UT-45 DEG.	NDT-D-2 NDT-C-2	01-12-02	
41	IFW-1001-69	E-P	B9.11	MF-2	12	0.844	901LS	IFW-1001	PT UT-45 DEG.	NDT-D-2 NDT-C-2	01-12-02	
42	IFW-1001-71	P-EXT	B9.11	MF-6	12	0.844	901LS	IFW-1001	PT UT-45 DEG.	NDT-D-2 NDT-C-2	01-12-02	
43	IFW-1001-71A	SE-N	B9.11	V14A	14	0.938	901LS	IFW-1001	PT UT-45 DEG.	NDT-D-2 NDT-C-2	01-14-04	TERMINAL END
44	IFW-1001-75	P-E	B9.11	MF-2	12	0.844	901LS	IFW-1001	PT UT-45 DEG.	NDT-D-2 NDT-C-2	01-12-02	

NO.	COMPONENT I.D. NO.	COMP. FIG.	ITEM NO.	WELD TYPE	NOM. PIPE SIZE	NOM. THK.	MATL. SPEC.	DWG. NO.	EXAM TYPE	PROC. NO.	CAL. STD. NO.	NOTES
45	IFW-1001-76	E-P	B9.11	MF-2	12	0.844	901LS	IFW-1001	PT UT-45 DEG.	NDT-D-2 NDT-C-2	01-12-02	
46	IFW-1001-78	P-E	B9.11	MF-2	12	0.844	901LS	IFW-1001	PT UT-45 DEG.	NDT-D-2 NDT-C-2	01-12-02	
47	IFW-1001-79	E-P	B9.11	MF-2	12	0.844	901LS	IFW-1001	PT UT-45 DEG.	NDT-D-2 NDT-C-2	01-12-02	
48	IFW-1001-81	P-EXT	B9.11	MF-6	12	0.844	901LS	IFW-1001	PT UT-45 DEG.	NDT-D-2 NDT-C-2	01-12-02	
49	IFW-1001-81A	SE-N	B9.11	V14A	14	0.938	901LS	IFW-1001	PT UT-45 DEG.	NDT-D-2 NDT-C-2	01-14-04	TERMINAL END
50	IFW-1001-82	P-E	B9.11	MF-2	12	0.844	901LS	IFW-1001	PT UT-45 DEG.	NDT-D-2 NDT-C-2	01-12-02	
51	IFW-1001-83	E-P	B9.11	MF-2	12	0.844	901LS	IFW-1001	PT UT-45 DEG.	NDT-D-2 NDT-C-2	01-12-02	
52	IFW-1001-86A	P-E	B9.11	MF-2	12	0.844	901LS	IFW-1001	PT UT-45 DEG.	NDT-D-2 NDT-C-2	01-12-02	
53	IFW-1001-87	E-P	B9.11	MF-2	12	0.844	901LS	IFW-1001	PT UT-45 DEG.	NDT-D-2 NDT-C-2	01-12-02	
54	IFW-1001-89	P-EXT	B9.11	MF-6	12	0.844	901LS	IFW-1001	PT UT-45 DEG.	NDT-D-2 NDT-C-2	01-12-02	
55	IFW-1001-89A	SE-N	B9.11	V14A	14	0.938	901LS	IFW-1001	PT UT-45 DEG.	NDT-D-2 NDT-C-2	01-14-04	TERMINAL END

NO.	COMPONENT I.D. NO.	COMP. FIG.	ITEM NO.	WELD TYPE	NOM. PIPE SIZE	NOM. THK.	MATL. SPEC.	DWG. NO.	EXAM TYPE	PROC. NO.	CAL. STD. NO.	NOTES
56	IFW-1002-10	V-P	B9.11	MF-2	24	1.876MW	1502LS	IFW-1002	PT UT-45 DEG.	NDT-D-2 NDT-C-2	01-24-05	AUGMENTED TYPE 1A
57	IFW-1002-10LD	LS	B9.12	GR-1	24	1.876MW	1502LS	IFW-1002	PT UT-45 DEG.	NDT-D-2 NDT-C-2	01-24-05	AUGMENTED TYPE 1A SEE RELIEF REQUEST CR-15
58	IFW-1002-12	P-P	B9.11	MF-2	24	1.876MW	1502LS	IFW-1002	PT UT-45 DEG.	NDT-D-2 NDT-C-2	01-24-05	AUGMENTED TYPE 1A
59	IFW-1002-12LD	LS	B9.12	GR-1	24	1.876MW	1502LS	IFW-1002	PT UT-45 DEG.	NDT-D-2 NDT-C-2	01-24-05	AUGMENTED TYPE 1A SEE RELIEF REQUEST CR-15
60	IFW-1002-12LU	LS	B9.12	GR-1	24	1.876MW	1502LS	IFW-1002	PT UT-45 DEG.	NDT-D-2 NDT-C-2	01-24-05	AUGMENTED TYPE 1A SEE RELIEF REQUEST CR-15
61	IFW-1002-15	P-FH	B9.11	FH-1	24	1.876MW	1502LS	IFW-1002	PT UT-45 DEG.	NDT-D-2 NDT-C-2	01-24-05	AUGMENTED TYPE 1A
62	IFW-1002-15LU	LS	B9.12	GR-1	24	1.876MW	1502LS	IFW-1002	PT UT-45 DEG.	NDT-D-2 NDT-C-2	01-24-05	AUGMENTED TYPE 1A SEE RELIEF REQUEST CR-15
63	IFW-1002-17	FH-P	B9.11	FH-1	24	1.876MW	1502LS	IFW-1002	PT UT-45 DEG.	NDT-D-2 NDT-C-2	01-24-05	AUGMENTED TYPE 1A SEE RELIEF REQUEST CR-01
64	IFW-1002-17LD	LS	B9.12	GR-1	24	1.876MW	1502LS	IFW-1002	PT UT-45 DEG.	NDT-D-2 NDT-C-2	01-24-05	AUGMENTED TYPE 1A SEE RELIEF REQUEST CR-01, CR-15
65	IFW-1002-20	P-V	B9.11	MF-2	24	1.876MW	1502LS	IFW-1002	PT UT-45 DEG.	NDT-D-2 NDT-C-2	01-24-05	AUGMENTED TYPE 1A
66	IFW-1002-20LU	LS	B9.11	GR-1	24	1.876MW	1502LS	IFW-1002	PT UT-45 DEG.	NDT-D-2 NDT-C-2	01-24-05	AUGMENTED TYPE 1A SEE RELIEF REQUEST CR-15

NO.	COMPONENT I.D. NO.	COMP. FIG.	ITEM NO.	WELD TYPE	NOM. PIPE SIZE	NOM. THK.	MATL. SPEC.	DWG. NO.	EXAM TYPE	PROC. NO.	CAL. STD. NO.	NOTES
67	IFW-1002-21	V-P	B9.11	MF-2	24	1.876MW	1502LS	IFW-1002	PT UT-45 DEG.	NDT-D-2 NDT-C-2	01-24-05	
68	IFW-1002-21LD	LS	B9.12	GR-1	24	1.876MW	1502LS	IFW-1002	PT UT-45 DEG.	NDT-D-2 NDT-C-2	1-24-05	SEE RELIEF REQUEST CR-15
69	IFW-1002-23	P-E	B9.11	MF-2	24	1.876MW	1502LS	IFW-1002	PT UT-45 DEG.	NDT-D-2 NDT-C-2	1-24-05	
70	IFW-1002-23LU	LS	B9.12	GR-1	24	1.876MW	1502LS	IFW-1002	PT UT-45 DEG.	NDT-D-2 NDT-C-2	1-24-05	SEE RELIEF REQUEST CR-15
71	IFW-1002-24	E-P	B9.11	MF-2	24	1.876MW	1502LS	IFW-1002	PT UT-45 DEG.	NDT-D-2 NDT-C-2	01-24-05	
72	IFW-1002-24LD	LS	B9.12	GR-1	24	1.876MW	1502LS	IFW-1002	PT UT-45 DEG.	NDT-D-2 NDT-C-2	01-24-05	SEE RELIEF REQUEST CR-15
73	IFW-1002-27	P-V	B9.11	MF-2	24	1.876MW	1502LS	IFW-1002	PT UT-45 DEG.	NDT-D-2 NDT-C-2	01-24-05	
74	IFW-1002-27LU	LS	B9.12	GR-1	24	1.876MW	1502LS	IFW-1002	PT UT-45 DEG.	NDT-D-2 NDT-C-2	01-24-05	SEE RELIEF REQUEST CR-15
75	IFW-1002-28	V-P	B9.11	MF-2	24	1.531	901LS	IFW-1002	PT UT-45 DEG.	NDT-D-2 NDT-C-2	01-24-04	
76	IFW-1002-31	P-E	B9.11	MF-2	24	1.531	901LS	IFW-1002	PT UT-45 DEG.	NDT-D-2 NDT-C-2	01-24-04	
77	IFW-1002-32	E-P	B9.11	MF-2	24	1.531	901LS	IFW-1002	PT UT-45 DEG.	NDT-D-2 NDT-C-2	01-24-04	

NO.	COMPONENT I.D. NO.	COMP. FIG.	ITEM NO.	WELD TYPE	NOM. PIPE SIZE	NOM. THK.	MATL. SPEC.	DWG. NO.	EXAM TYPE	PROC. NO.	CAL. STD. NO.	NOTES
78	IFW-1002-34	P-E	B9.11	MF-2	24	1.531	901LS	IFW-1002	PT UT-45 DEG.	NDT-D-2 NDT-C-2	01-24-04	
79	IFW-1002-35	E-T	B9.11	MF-2	24	1.531	901LS	IFW-1002	PT UT-45 DEG.	NDT-D-2 NDT-C-2	01-24-04	
80	IFW-1002-36	T-R	B9.11	MF-2	24	1.531	901LS	IFW-1002	PT UT-45 DEG.	NDT-D-2 NDT-C-2	01-24-04	
81	IFW-1002-37	R-P	B9.11	MF-2	18	1.156	901LS	IFW-1002	PT UT-45 DEG.	NDT-D-2 NDT-C-2	01-18-02	
82	IFW-1002-38	T-P	B9.31	MF-2	12	0.844	901LS	IFW-1002	PT UT-45 DEG.	NDT-D-2 NDT-C-2	01-12-02	BRANCH CONNECTION WELD
83	IFW-1002-40	P-E	B9.11	MF-2	12	0.844	901LS	IFW-1002	PT UT-45 DEG.	NDT-D-2 NDT-C-2	01-12-02	
84	IFW-1002-42	P-T	B9.11	MF-2	18	1.156	901LS	IFW-1002	PT UT-45 DEG.	NDT-D-2 NDT-C-2	01-18-02	
85	IFW-1002-43	T-R	B9.11	MF-2	18	1.156	901LS	IFW-1002	PT UT-45 DEG.	NDT-D-2 NDT-C-2	01-18-02	
86	IFW-1002-44	R-P	B9.11	MF-2	12	0.844	901LS	IFW-1002	PT UT-45 DEG.	NDT-D-2 NDT-C-2	01-12-02	
87	IFW-1002-45	T-P	B9.31	MF-2	12	0.844	901LS	IFW-1002	PT UT-45 DEG.	NDT-D-2 NDT-C-2	01-12-02	BRANCH CONNECTION WELD
88	IFW-1002-48	P-E	B9.11	MF-2	12	0.844	901LS	IFW-1002	PT UT-45 DEG.	NDT-D-2 NDT-C-2	01-12-02	

NO.	COMPONENT I.D. NO.	COMP. FIG.	ITEM NO.	WELD TYPE	NOM. PIPE SIZE	NOM. THK.	MATL. SPEC.	DWG. NO.	EXAM TYPE	PROC. NO.	CAL. STD. NO.	NOTES
89	IFW-1002-49	E-P	B9.11	MF-2	12	0.844	901LS	IFW-1002	PT UT-45 DEG.	NDT-D-2 NDT-C-2	01-12-02	
90	IFW-1002-51	P-E	B9.11	MF-2	12	0.844	901LS	IFW-1002	PT UT-45 DEG.	NDT-D-2 NDT-C-2	01-12-02	
91	IFW-1002-52	E-P	B9.11	MF-2	12	0.844	901LS	IFW-1002	PT UT-45 DEG.	NDT-D-2 NDT-C-2	01-12-02	
92	IFW-1002-53	P-EXT	B9.11	MF-6	12	0.844	901LS	IFW-1002	PT UT-45 DEG.	NDT-D-2 NDT-C-2	01-12-02	
93	IFW-1002-53A	SE-N	B9.11	V14A	14	0.938	901LS	IFW-1002	PT UT-45 DEG.	NDT-D-2 NDT-C-2	01-14-04	TERMINAL END
94	IFW-1002-57	P-E	B9.11	MF-2	12	0.844	901LS	IFW-1002	PT UT-45 DEG.	NDT-D-2 NDT-C-2	01-12-02	
95	IFW-1002-58	E-P	B9.11	MF-2	12	0.844	901LS	IFW-1002	PT UT-45 DEG.	NDT-D-2 NDT-C-2	01-12-02	
96	IFW-1002-60	P-E	B9.11	MF-2	12	0.844	901LS	IFW-1002	PT UT-45 DEG.	NDT-D-2 NDT-C-2	01-12-02	
97	IFW-1002-61	E-P	B9.11	MF-2	12	0.844	901LS	IFW-1002	PT UT-45 DEG.	NDT-D-2 NDT-C-2	01-12-02	
98	IFW-1002-63	P-EXT	B9.11	MF-6	12	0.844	901LS	IFW-1002	PT UT-45 DEG.	NDT-D-2 NDT-C-2	01-12-02	
99	IFW-1002-63A	SE-N	B9.11	V14A	14	0.938	901LS	IFW-1002	PT UT-45 DEG.	NDT-D-2 NDT-C-2	01-14-04	TERMINAL END

NO.	COMPONENT I.D. NO.	COMP. FIG.	ITEM NO.	WELD TYPE	NOM. PIPE SIZE	NOM. THK.	MATL. SPEC.	DWG. NO.	EXAM TYPE	PROC. NO.	CAL. STD. NO.	NOTES
100	IFW-1002-64	E-P	B9.11	MF-2	12	0.844	901LS	IFW-1002	PT UT-45 DEG.	NDT-D-2 NDT-C-2	01-12-02	
101	IFW-1002-65	P-E	B9.11	MF-2	12	0.844	901LS	IFW-1002	PT UT-45 DEG.	NDT-D-2 NDT-C-2	01-12-02	
102	IFW-1002-66	E-P	B9.11	MF-2	12	0.844	901LS	IFW-1002	PT UT-45 DEG.	NDT-D-2 NDT-C-2	01-12-02	
103	IFW-1002-69	P-E	B9.11	MF-2	12	0.844	901LS	IFW-1002	PT UT-45 DEG.	NDT-D-2 NDT-C-2	01-12-02	
104	IFW-1002-70	E-P	B9.11	MF-2	12	0.844	901LS	IFW-1002	PT UT-45 DEG.	NDT-D-2 NDT-C-2	01-12-02	
105	IFW-1002-72	P-EXT	B9.11	MF-6	12	0.844	901LS	IFW-1002	PT UT-45 DEG.	NDT-D-2 NDT-C-2	01-12-02	
106	IFW-1002-72A	SE-N	B9.31	V14A	14	0.938	901LS	IFW-1002	PT UT-45 DEG.	NDT-D-2 NDT-C-2	01-14-04	TERMINAL END
107	IHP-1001-02	V-P	B9.11	MF-2	12	1	906LS	IHP-1001	PT UT-45 DEG.	NDT-D-2 NDT-C-2	01-12-03	AUGMENTED TYPE 1A
108	IHP-1001-08	P-E	B9.11	MF-2	12	1	906LS	IHP-1001	PT UT-45 DEG.	NDT-D-2 NDT-C-2	01-12-03	AUGMENTED TYPE 1A
109	IHP-1001-10	E-P	B9.11	MF-2	12	1	906LS	IHP-1001	PT UT-45 DEG.	NDT-D-2 NDT-C-2	01-12-03	AUGMENTED TYPE 1A
110	IHP-1001-13	P-E	B9.11	MF-2	12	1	906LS	IHP-1001	PT UT-45 DEG.	NDT-D-2 NDT-C-2	01-12-03	AUGMENTED TYPE 1A

NO.	COMPONENT I.D. NO.	COMP. FIG.	ITEM NO.	WELD TYPE	NOM. PIPE SIZE	NOM. THK.	MATL. SPEC.	DWG. NO.	EXAM TYPE	PROC. NO.	CAL. STD. NO.	NOTES
111	IHP-1001-15	E-P	B9.11	MF-2	12	1	906LS	IHP-1001	PT UT-45 DEG.	NDT-D-2 NDT-C-2	01-12-03	AUGMENTED TYPE 1A
112	IHP-1001-16	P-E	B9.11	MF-2	12	1	906LS	IHP-1001	PT UT-45 DEG.	NDT-D-2 NDT-C-2	01-12-03	AUGMENTED TYPE 1A
113	IHP-1001-17	E-P	B9.11	MF-2	12	1	906LS	IHP-1001	PT UT-45 DEG.	NDT-D-2 NDT-C-2	01-12-03	AUGMENTED TYPE 1A
114	IHP-1001-19	P-E	B9.11	MF-2	12	1	906LS	IHP-1001	PT UT-45 DEG.	NDT-D-2 NDT-C-2	01-12-03	AUGMENTED TYPE 1A
115	IHP-1001-20	E-P	B9.11	MF-2	12	1	906LS	IHP-1001	PT UT-45 DEG.	NDT-D-2 NDT-C-2	01-12-03	AUGMENTED TYPE 1A
116	IHP-1001-21	P-E	B9.11	MF-2	12	1	906LS	IHP-1001	PT UT-45 DEG.	NDT-D-2 NDT-C-2	01-12-03	AUGMENTED TYPE 1A
117	IHP-1001-22	E-P	B9.11	MF-2	12	1	906LS	IHP-1001	PT UT-45 DEG.	NDT-D-2 NDT-C-2	01-12-03	AUGMENTED TYPE 1A
118	IHP-1001-28	P-V	B9.11	MF-2	12	1	906LS	IHP-1001	PT UT-45 DEG.	NDT-D-2 NDT-C-2	01-12-03	AUGMENTED TYPE 1A
119	IHP-1001-29B	V-P	B9.11	MF-2	12	1	906LS	IHP-1001	PT UT-45 DEG.	NDT-D-2 NDT-C-2	01-12-03	
120	IHP-1001-32A	P-V	B9.11	MF-2	12	1	906LS	IHP-1001	PT UT-45 DEG.	NDT-D-2 NDT-C-2	01-12-03	
121	IHP-1001-33A	P-P	B9.11	MF-2	12	0.844	901LS	IHP-1001	PT UT-45 DEG.	NDT-D-2 NDT-C-2	01-12-02	

NO.	COMPONENT I.D. NO.	COMP. FIG.	ITEM NO.	WELD TYPE	NOM. PIPE SIZE	NOM. THK.	MATL. SPEC.	DWG. NO.	EXAM TYPE	PROC. NO.	CAL. STD. NO.	NOTES
122	IHP-1001-33G	V-P	B9.11	MF-2	12	0.844	901LS	IHP-1001	PT UT-45 DEG.	NDT-D-2 NDT-C-2	01-12-02	
123	IHP-1001-37	P-E	B9.11	MF-2	12	0.844	901LS	IHP-1001	PT UT-45 DEG.	NDT-D-2 NDT-C-2	01-12-02	
124	IHP-1001-40	E-P	B9.11	MF-2	12	0.844	901LS	IHP-1001	PT UT-45 DEG.	NDT-D-2 NDT-C-2	01-12-02	
125	IHP-1001-41	P-R	B9.11	MF-2	12	0.844	901LS	IHP-1001	PT UT-45 DEG.	NDT-D-2 NDT-C-2	01-12-02	
126	IHP-1001-42	R-EX	B9.11	MF-2	10	0.719	906LS	IHP-1001	PT UT-45 DEG.	NDT-D-2 NDT-C-2	01-10-03	
127	ILP-1001-02	V-P	B9.11	MF-2	12	0.844	901LS	ILP-1001	PT UT-45 DEG.	NDT-D-2 NDT-C-2	01-12-02	AUGMENTED TYPE 1A
128	ILP-1001-02A	P-P	B9.11	MF-2	12	0.844	901LS	ILP-1001	PT UT-45 DEG.	NDT-D-2 NDT-C-2	01-12-02	AUGMENTED TYPE 1A
129	ILP-1001-08	P-E	B9.11	MF-2	12	0.844	901LS	ILP-1001	PT UT-45 DEG.	NDT-D-2 NDT-C-2	01-12-02	AUGMENTED TYPE 1A
130	ILP-1001-09	E-P	B9.11	MF-2	12	0.844	901LS	ILP-1001	PT UT-45 DEG.	NDT-D-2 NDT-C-2	01-12-02	AUGMENTED TYPE 1A
131	ILP-1001-12	P-E	B9.11	MF-2	12	0.844	901LS	ILP-1001	PT UT-45 DEG.	NDT-D-2 NDT-C-2	01-12-02	AUGMENTED TYPE 1A
132	ILP-1001-13	E-P	B9.11	MF-2	12	0.844	901LS	ILP-1001	PT UT-45 DEG.	NDT-D-2 NDT-C-2	01-12-02	AUGMENTED TYPE 1A

NO.	COMPONENT I.D. NO.	COMP. FIG.	ITEM NO.	WELD TYPE	NOM. PIPE SIZE	NOM. THK.	MATL. SPEC.	DWG. NO.	EXAM TYPE	PROC. NO.	CAL. STD. NO.	NOTES
133	ILP-1001-14	P-E	B9.11	MF-2	12	0.844	901LS	ILP-1001	PT UT-45 DEG.	NDT-D-2 NDT-C-2	01-12-02	AUGMENTED TYPE 1A
134	ILP-1001-15	E-P	B9.11	MF-2	12	0.844	901LS	ILP-1001	PT UT-45 DEG.	NDT-D-2 NDT-C-2	01-12-02	AUGMENTED TYPE 1A
135	ILP-1001-16	P-E	B9.11	MF-2	12	0.844	901LS	ILP-1001	PT UT-45 DEG.	NDT-D-2 NDT-C-2	01-12-02	AUGMENTED TYPE 1A
136	ILP-1001-17	E-P	B9.11	MF-2	12	0.844	901LS	ILP-1001	PT UT-45 DEG.	NDT-D-2 NDT-C-2	01-12-02	AUGMENTED TYPE 1A
137	ILP-1001-18	P-E	B9.11	MF-2	12	0.844	901LS	ILP-1001	PT UT-45 DEG.	NDT-D-2 NDT-C-2	01-12-02	AUGMENTED TYPE 1A
138	ILP-1001-19	E-P	B9.11	MF-2	12	0.844	901LS	ILP-1001	PT UT-45 DEG.	NDT-D-2 NDT-C-2	01-12-02	AUGMENTED TYPE 1A
139	ILP-1001-21	P-V	B9.11	MF-2	12	0.844	901LS	ILP-1001	PT UT-45 DEG.	NDT-D-2 NDT-C-2	01-12-02	AUGMENTED TYPE 1A
140	ILP-1001-22	V-P	B9.11	MF-2	12	0.844	901LS	ILP-1001	PT UT-45 DEG.	NDT-D-2 NDT-C-2	01-12-02	
141	ILP-1001-25	P-V	B9.11	MF-2	12	0.844	901LS	ILP-1001	PT UT-45 DEG.	NDT-D-2 NDT-C-2	01-12-02	
142	ILP-1001-26	V-P	B9.11	MF-2	12	0.844	901LS	ILP-1001	PT UT-45 DEG.	NDT-D-2 NDT-C-2	01-12-02	
143	ILP-1001-29	P-E	B9.11	MF-2	12	0.844	901LS	ILP-1001	PT UT-45 DEG.	NDT-D-2 NDT-C-2	01-12-02	

NO.	COMPONENT I.D. NO.	COMP. FIG.	ITEM NO.	WELD TYPE	NOM. PIPE SIZE	NOM. THK.	MATL. SPEC.	DWG. NO.	EXAM TYPE	PROC. NO.	CAL. STD. NO.	NOTES
144	ILP-1001-30	E-P	B9.11	MF-2	12	0.844	901LS	ILP-1001	PT UT-45 DEG.	NDT-D-2 NDT-C-2	01-12-02	
145	ILP-1001-31	P-R	B9.11	MF-2	12	0.844	901LS	ILP-1001	PT UT-45 DEG.	NDT-D-2 NDT-C-2	01-12-02	
146	ILP-1001-33	R-EX	B9.11	MF-2	10	0.719	901LS	ILP-1001	PT UT-45 DEG.	NDT-D-2 NDT-C-2	01-10-04	
147	IMS-1001-01	SE-P	B9.11	MF-2	26	1.458	905LS	IMS-1001	PT UT-45 DEG.	NDT-D-2 NDT-C-2	01-26-01 01-26-04	
148	IMS-1001-01A	N-SE	B9.11	V13A	26	1.500	SA-508	IMS-1001	PT UT-45 DEG.	NDT-D-2 NDT-C-2	01-26-04	TERMINAL END
149	IMS-1001-01LD	LS	B9.12	MF-2	26	.967 MW	905LS	IMS-1001	PT UT-45 DEG.	NDT-D-2 NDT-C-2	01-26-01	SEE RELIEF REQUEST CR-15
150	IMS-1001-02	P-E	B9.11	MF-2	26	.967 MW	905LS	IMS-1001	PT UT-45 DEG.	NDT-D-2 NDT-C-2	01-26-01	
151	IMS-1001-02LU	LS	B9.12	MF-2	26	.967 MW	905LS	IMS-1001	PT UT-45 DEG.	NDT-D-2 NDT-C-2	01-26-01	SEE RELIEF REQUEST CR-15
152	IMS-1001-03	E-P	B9.11	MF-2	26	.967 MW	905LS	IMS-1001	PT UT-45 DEG.	NDT-D-2 NDT-C-2	01-26-01	
153	IMS-1001-03LD	LS	B9.12	MF-2	26	.967 MW	905LS	IMS-1001	PT UT-45 DEG.	NDT-D-2 NDT-C-2	01-26-01	SEE RELIEF REQUEST CR-15
154	IMS-1001-04	P-P	B9.11	MF-2	26	.967 MW	905LS	IMS-1001	PT UT-45 DEG.	NDT-D-2 NDT-C-2	01-26-01	

NO.	COMPONENT I.D. NO.	COMP. FIG.	ITEM NO.	WELD TYPE	NOM. PIPE SIZE	NOM. THK.	MATL. SPEC.	DWG. NO.	EXAM TYPE	PROC. NO.	CAL. STD. NO.	NOTES
155	IMS-1001-04A	P-P	B9.11	MF-2	26	.967 MW	905LS	IMS-1001	PT UT-45 DEG.	NDT-D-2 NDT-C-2	01-26-01	
156	IMS-1001-04ALD	LS	B9.12	MF-2	26	.967 MW	905LS	IMS-1001	PT UT-45 DEG.	NDT-D-2 NDT-C-2	01-26-01	SEE RELIEF REQUEST CR-15
157	IMS-1001-04ALU	LS	B9.12	MF-2	26	.967 MW	905LS	IMS-1001	PT UT-45 DEG.	NDT-D-2 NDT-C-2	01-26-01	SEE RELIEF REQUEST CR-15
158	IMS-1001-04LD	LS	B9.12	MF-2	26	.967 MW	905LS	IMS-1001	PT UT-45 DEG.	NDT-D-2 NDT-C-2	01-26-01	SEE RELIEF REQUEST CR-15
159	IMS-1001-04LU	LS	B9.12	MF-2	26	.967 MW	905LS	IMS-1001	PT UT-45 DEG.	NDT-D-2 NDT-C-2	01-26-01	SEE RELIEF REQUEST CR-15
160	IMS-1001-07	P-E	B9.11	MF-2	26	.967 MW	905LS	IMS-1001	PT UT-45 DEG.	NDT-D-2 NDT-C-2	01-26-01	
161	IMS-1001-07LU	LS	B9.12	MF-2	26	.967 MW	905LS	IMS-1001	PT UT-45 DEG.	NDT-D-2 NDT-C-2	01-26-01	SEE RELIEF REQUEST CR-15
162	IMS-1001-08	E-P	B9.11	MF-2	26	.967 MW	905LS	IMS-1001	PT UT-45 DEG.	NDT-D-2 NDT-C-2	01-26-01	
163	IMS-1001-08A	P-P	B9.11	MF-2	26	.967 MW	905LS	IMS-1001	PT UT-45 DEG.	NDT-D-2 NDT-C-2	01-26-01	
164	IMS-1001-08ALD	LS	B9.12	MF-2	26	.967 MW	905LS	IMS-1001	PT UT-45 DEG.	NDT-D-2 NDT-C-2	01-26-01	SEE RELIEF REQUEST CR-15
165	IMS-1001-08ALU	LS	B9.12	MF-2	26	.967 MW	905LS	IMS-1001	PT UT-45 DEG.	NDT-D-2 NDT-C-2	01-26-01	SEE RELIEF REQUEST CR-15

NO.	COMPONENT I.D. NO.	COMP. FIG.	ITEM NO.	WELD TYPE	NOM. PIPE SIZE	NOM. THK.	MATL. SPEC.	DWG. NO.	EXAM TYPE	PROC. NO.	CAL. STD. NO.	NOTES
166	IMS-1001-08LD	LS	B9.12	MF-2	26	.967 MW	905LS	IMS-1001	PT UT-45 DEG.	NDT-D-2 NDT-C-2	01-26-01	SEE RELIEF REQUEST CR-15
167	IMS-1001-09	P-W	B9.31	MF-2	8X26	.967 MW	905LS	IMS-1001	PT UT-45 DEG.	NDT-D-2 NDT-C-2	01-26-01	BRANCH CONNECTION WELD
168	IMS-1001-10	P-W	B9.31	MF-2	8X26	.967 MW	905LS	IMS-1001	PT UT-45 DEG.	NDT-D-2 NDT-C-2	01-26-01	BRANCH CONNECTION WELD
169	IMS-1001-11	P-W	B9.31	MF-2	8X26	.967 MW	905LS	IMS-1001	PT UT-45 DEG.	NDT-D-2 NDT-C-2	01-26-01	BRANCH CONNECTION WELD
170	IMS-1001-12	P-W	B9.31	MF-2	8X26	.967 MW	905LS	IMS-1001	PT UT-45 DEG.	NDT-D-2 NDT-C-2	01-26-01	BRANCH CONNECTION WELD
171	IMS-1001-13	P-E	B9.11	MF-2	26	.967 MW	905LS	IMS-1001	PT UT-45 DEG.	NDT-D-2 NDT-C-2	01-26-01	
172	IMS-1001-13LU	LS	B9.12	MF-2	26	.967 MW	905LS	IMS-1001	PT UT-45 DEG.	NDT-D-2 NDT-C-2	01-26-01	SEE RELIEF REQUEST CR-15
173	IMS-1001-15	W-P	B9.11	MF-2	8	0.500	905LS	IMS-1001	PT UT-45 DEG.	NDT-D-2 NDT-C-2	01-08-01	
174	IMS-1001-16	P-F	B9.11	MF-2	8	0.500	905LS	IMS-1001	PT UT-45 DEG.	NDT-D-2 NDT-C-2	01-08-01	
175	IMS-1001-18	W-P	B9.11	MF-2	8	0.500	905LS	IMS-1001	PT UT-45 DEG.	NDT-D-2 NDT-C-2	01-08-01	
176	IMS-1001-19	P-F	B9.11	MF-2	8	0.500	905LS	IMS-1001	PT UT-45 DEG.	NDT-D-2 NDT-C-2	01-08-01	

NO.	COMPONENT I.D. NO.	COMP. FIG.	ITEM NO.	WELD TYPE	NOM. PIPE SIZE	NOM. THK.	MATL. SPEC.	DWG. NO.	EXAM TYPE	PROC. NO.	CAL. STD. NO.	NOTES
177	IMS-1001-21	W-P	B9.11	MF-2	8	0.500	905LS	IMS-1001	PT UT-45 DEG.	NDT-D-2 NDT-C-2	01-08-01	
178	IMS-1001-22	P-F	B9.11	MF-2	8	0.500	905LS	IMS-1001	PT UT-45 DEG.	NDT-D-2 NDT-C-2	01-08-01	
179	IMS-1001-24	W-P	B9.11	MF-2	8	0.500	905LS	IMS-1001	PT UT-45 DEG.	NDT-D-2 NDT-C-2	01-08-01	
180	IMS-1001-25	P-F	B9.11	MF-2	8	0.500	905LS	IMS-1001	PT UT-45 DEG.	NDT-D-2 NDT-C-2	01-08-01	
181	IMS-1002-01	SE-P	B9.11	MF-2	26	1.458MW	905LS	IMS-1002	PT UT-45 DEG. UT-45 DEG	NDT-D-2 NDT-C-2 NDT-C-2	01-26-01 01-26-04	
182	IMS-1002-01A	N-SE	B9.11	V13A	26	1.500	SA-508	IMS-1002	PT UT-45 DEG.	NDT-D-2 NDT-C-2	01-26-04	TERMINAL END
183	IMS-1002-01LD	LS	B9.12	MF-2	26	.967MW	905LS	IMS-1002	PT UT-45 DEG.	NDT-D-2 NDT-C-2	01-26-01	SEE RELIEF REQUEST CR-15
184	IMS-1002-02	P-E	B9.11	MF-2	26	.967MW	905LS	IMS-1002	PT UT-45 DEG.	NDT-D-2 NDT-C-2	01-26-01	
185	IMS-1002-02LU	LS	B9.12	MF-2	26	.967MW	905LS	IMS-1002	PT UT-45 DEG.	NDT-D-2 NDT-C-2	'01-26-01	SEE RELIEF REQUEST CR-15
186	IMS-1002-03	E-P	B9.11	MF-2	26	.967MW	905LS	IMS-1002	PT UT-45 DEG.	NDT-D-2 NDT-C-2	'01-26-01	
187	IMS-1002-03LD	LS	B9.11	MF-2	26	.967MW	905LS	IMS-1002	PT UT-45 DEG.	NDT-D-2 NDT-C-2	01-26-01	SEE RELIEF REQUEST CR-15

NO.	COMPONENT I.D. NO.	COMP. FIG.	ITEM NO.	WELD TYPE	NOM. PIPE SIZE	NOM. THK.	MATL. SPEC.	DWG. NO.	EXAM TYPE	PROC. NO.	CAL. STD. NO.	NOTES
188	IMS-1002-04	P-P	B9.11	MF-2	26	.967MW	905LS	IMS-1002	PT UT-45 DEG.	NDT-D-2 NDT-C-2	01-26-01	
189	IMS-1002-04LD	LS	B9.12	MF-2	26	.967MW	905LS	IMS-1002	PT UT-45 DEG.	NDT-D-2 NDT-C-2	01-26-01	SEE RELIEF REQUEST CR-15
190	IMS-1002-04LU	LS	B9.12	MF-2	26	.967MW	905LS	IMS-1002	PT UT-45 DEG.	NDT-D-2 NDT-C-2	01-26-01	SEE RELIEF REQUEST CR-15
191	IMS-1002-06	P-W	B9.31	MF-2	10	0.594	905LS	IMS-1002	PT UT-45 DEG.	NDT-D-2 NDT-C-2	01-26-01	BRANCH CONNECTION WELD
192	IMS-1002-07	W-P	B9.11	MF-2	10	0.719	901LS	IMS-1002	PT UT-45 DEG.	NDT-D-2 NDT-C-2	01-10-01	
193	IMS-1002-08	P-E	B9.11	MF-2	26	.967MW	905LS	IMS-1002	PT UT-45 DEG.	NDT-D-2 NDT-C-2	01-26-01	
194	IMS-1002-08LU	LS	B9.12	MF-2	26	.967MW	905LS	IMS-1002	PT UT-45 DEG.	NDT-D-2 NDT-C-2	01-26-01	SEE RELIEF REQUEST CR-15
195	IMS-1002-09	E-P	B9.11	MF-2	26	.967MW	905LS	IMS-1002	PT UT-45 DEG.	NDT-D-2 NDT-C-2	01-26-01	
196	IMS-1002-09LD	LS	B9.12	MF-2	26	.967MW	905LS	IMS-1002	PT UT-45 DEG.	NDT-D-2 NDT-C-2	01-26-01	SEE RELIEF REQUEST CR-15
197	IMS-1002-10	P-E	B9.11	MF-2	26	.967MW	905LS	IMS-1002	PT UT-45 DEG.	NDT-D-2 NDT-C-2	01-26-01	
198	IMS-1002-10LU	LS	B9.12	MF-2	26	.967MW	905LS	IMS-1002	PT UT-45 DEG.	NDT-D-2 NDT-C-2	01-26-01	SEE RELIEF REQUEST CR-15

NO.	COMPONENT I.D. NO.	COMP. FIG.	ITEM NO.	WELD TYPE	NOM. PIPE SIZE	NOM. THK.	MATL. SPEC.	DRG. NO.	EXAM TYPE	PROC. NO.	CAL. STD. NO.	NOTES
199	IMS-1002-11	E-P	B9.11	MF-2	26	.967MW	905LS	IMS-1002	PT UT-45 DEG.	NDT-D-2 NDT-C-2	01-26-01	
200	IMS-1002-11LD	LS	B9.12	MF-2	26	.967MW	905LS	IMS-1002	PT UT-45 DEG.	NDT-D-2 NDT-C-2	01-26-01	SEE RELIEF REQUEST CR-15
201	IMS-1002-12	P-W	B9.31	MF-2	26	.967MW	905LS	IMS-1002	PT UT-45 DEG.	NDT-D-2 NDT-C-2	01-26-01	BRANCH CONNECTION WELD
202	IMS-1002-13	W-P	B9.11	MF-2	8	0.500	905LS	IMS-1002	PT UT-45 DEG.	NDT-D-2 NDT-C-2	01-08-01	
203	IMS-1002-14	P-F	B9.11	MF-2	8	0.500	905LS	IMS-1002	PT UT-45 DEG.	NDT-D-2 NDT-C-2	01-08-01	
204	IMS-1002-16	P-W	B9.31	MF-2	8X26	.967MW	905LS	IMS-1002	PT UT-45 DEG.	NDT-D-2 NDT-C-2	01-26-01	BRANCH CONNECTION WELD
205	IMS-1002-17	W-P	B9.11	MF-2	8	0.500	905LS	IMS-1002	PT UT-45 DEG.	NDT-D-2 NDT-C-2	01-08-01	
206	IMS-1002-18	P-F	B9.11	MF-2	8	0.500	905LS	IMS-1002	PT UT-45 DEG.	NDT-D-2 NDT-C-2	01-08-01	
207	IMS-1002-20	P-W	B9.31	MF-2	8X26	.967MW	905LS	IMS-1002	PT UT-45 DEG.	NDT-D-2 NDT-C-2	01-26-01	BRANCH CONNECTION WELD
208	IMS-1002-21	W-P	B9.11	MF-2	8	0.500	905LS	IMS-1002	PT UT-45 DEG.	NDT-D-2 NDT-C-2	01-08-01	
209	IMS-1002-22	P-F	B9.11	MF-2	8	0.500	905LS	IMS-1002	PT UT-45 DEG.	NDT-D-2 NDT-C-2	01-08-01	

NO.	COMPONENT I.D. NO.	COMP. FIG.	ITEM NO.	WELD TYPE	NOM. PIPE SIZE	NOM. THK.	MATL. SPEC.	DWG. NO.	EXAM TYPE	PROC. NO.	CAL. STD. NO.	NOTES
210	IMS-1002-24	P-W	B9.31	MF-2	8X26	.967MW	905LS	IMS-1002	PT UT-45 DEG.	NDT-D-2 NDT-C-2	01-26-01	BRANCH CONNECTION WELD
211	IMS-1002-25	W-P	B9.11	MF-2	8	0.500	905LS	IMS-1002	PT UT-45 DEG.	NDT-D-2 NDT-C-2	01-08-01	
212	IMS-1002-26	P-F	B9.11	MF-2	8	0.500	905LS	IMS-1002	PT UT-45 DEG.	NDT-D-2 NDT-C-2	01-08-01	
213	IMS-1002-28	P-W	B9.31	MF-2	8X26	.967MW	905LS	IMS-1002	PT UT-45 DEG.	NDT-D-2 NDT-C-2	01-26-01	BRANCH CONNECTION WELD
214	IMS-1002-29	W-P	B9.11	MF-2	8	0.500	905LS	IMS-1002	PT UT-45 DEG.	NDT-D-2 NDT-C-2	01-08-01	
215	IMS-1002-30	P-F	B9.11	MF-2	8	0.500	905LS	IMS-1002	PT UT-45 DEG.	NDT-D-2 NDT-C-2	01-08-01	
216	IMS-1002-31A	P-P	B9.11	MF-2	26	.967MW	905LS	IMS-1002	PT UT-45 DEG.	NDT-D-2 NDT-C-2	01-26-01	
217	IMS-1002-31ALD	LS	B9.12	MF-2	26	.967MW	905LS	IMS-1002	PT UT-45 DEG.	NDT-D-2 NDT-C-2	01-26-01	SEE RELIEF REQUEST CR-15
218	IMS-1002-31ALU	LS	B9.12	MF-2	26	.967MW	905LS	IMS-1002	PT UT-45 DEG.	NDT-D-2 NDT-C-2	01-26-01	SEE RELIEF REQUEST CR-15
219	IMS-1002-32	P-E	B9.11	MF-2	26	.967MW	905LS	IMS-1002	PT UT-45 DEG.	NDT-D-2 NDT-C-2	01-26-01	
220	IMS-1002-32LU	LS	B9.12	MF-2	26	.967MW	905LS	IMS-1003	PT UT-45 DEG.	NDT-D-2 NDT-C-2	01-26-01	SEE RELIEF REQUEST CR-15

NO.	COMPONENT I.D. NO.	COMP. FIG.	ITEM NO.	WELD TYPE	NOM. PIPE SIZE	NOM. THK.	MATL. SPEC.	DWG. NO.	EXAM TYPE	PROC. NO.	CAL. STD. NO.	NOTES
221	IMS-1003-01	SE-P	B9.11	MF-2	26	1.458	905LS	IMS-1003	PT UT-45 DEG. UT-45 DEG.	NDT-D-2 NDT-C-2 NDT-C-2	01-26-01 01-26-04	
222	IMS-1003-01B	N-SE	B9.11	V13A	26	1.500	SA-508	IMS-1003	PT UT-45 DEG.	NDT-D-2 NDT-C-2	01-26-04	TERMINAL END
223	IMS-1003-01LD	LS	B9.12	MF-2	26	.967MW	905LS	IMS-1003	PT UT-45 DEG.	NDT-D-2 NDT-C-2	01-26-01	SEE RELIEF REQUEST CR-15
224	IMS-1003-02	P-E	B9.11	MF-2	26	.967MW	905LS	IMS-1003	PT UT-45 DEG.	NDT-D-2 NDT-C-2	01-26-01	
225	IMS-1003-02LU	LS	B9.12	MF-2	26	.967MW	905LS	IMS-1003	PT UT-45 DEG.	NDT-D-2 NDT-C-2	01-26-01	SEE RELIEF REQUEST CR-15
226	IMS-1003-03	E-P	B9.11	MF-2	26	.967MW	905LS	IMS-1003	PT UT-45 DEG.	NDT-D-2 NDT-C-2	01-26-01	
227	IMS-1003-03LD	LS	B9.12	MF-2	26	.967MW	905LS	IMS-1003	PT UT-45 DEG.	NDT-D-2 NDT-C-2	01-26-01	SEE RELIEF REQUEST CR-15
228	IMS-1003-04	P-P	B9.11	MF-2	26	.967MW	905LS	IMS-1003	PT UT-45 DEG.	NDT-D-2 NDT-C-2	01-26-01	
229	IMS-1003-04LD	LS	B9.12	MF-2	26	.967MW	905LS	IMS-1003	PT UT-45 DEG.	NDT-D-2 NDT-C-2	01-26-01	SEE RELIEF REQUEST CR-15
230	IMS-1003-04LU	LS	B9.12	MF-2	26	.967MW	905LS	IMS-1003	PT UT-45 DEG.	NDT-D-2 NDT-C-2	01-26-01	SEE RELIEF REQUEST CR-15
231	IMS-1003-06	P-E	B9.11	MF-2	26	.967MW	905LS	IMS-1003	PT UT-45 DEG.	NDT-D-2 NDT-C-2	01-26-01	

NO.	COMPONENT I.D. NO.	COMP. FIG.	ITEM NO.	WELD TYPE	NOM. PIPE SIZE	NOM. THK.	MATL. SPEC.	DWG. NO.	EXAM TYPE	PROC. NO.	CAL. STD. NO.	NOTES
232	IMS-1003-06LU	LS	B9.12	MF-2	26	.967MW	905LS	IMS-1003	PT UT-45 DEG.	NDT-D-2 NDT-C-2	01-26-01	SEE RELIEF REQUEST CR-15
233	IMS-1003-07	E-P	B9.11	MF-2	26	.967MW	905LS	IMS-1003	PT UT-45 DEG.	NDT-D-2 NDT-C-2	01-26-01	
234	IMS-1003-07LD	LS	B9.12	MF-2	26	.967MW	905LS	IMS-1003	PT UT-45 DEG.	NDT-D-2 NDT-C-2	01-26-01	SEE RELIEF REQUEST CR-15
235	IMS-1003-08	P-E	B9.11	MF-2	26	.967MW	905LS	IMS-1003	PT UT-45 DEG.	NDT-D-2 NDT-C-2	01-26-01	
236	IMS-1003-08LU	LS	B9.12	MF-2	26	.967MW	905LS	IMS-1003	PT UT-45 DEG.	NDT-D-2 NDT-C-2	01-26-01	SEE RELIEF REQUEST CR-15
237	IMS-1003-09	E-P	B9.11	MF-2	26	.967MW	905LS	IMS-1003	PT UT-45 DEG.	NDT-D-2 NDT-C-2	01-26-01	
238	IMS-1003-09A	P-P	B9.11	MF-2	26	.967MW	905LS	IMS-1003	PT UT-45 DEG.	NDT-D-2 NDT-C-2	01-26-01	
239	IMS-1003-09ALD	LS	B9.12	MF-2	26	.967MW	905LS	IMS-1003	PT UT-45 DEG.	NDT-D-2 NDT-C-2	01-26-01	SEE RELIEF REQUEST CR-15
240	IMS-1003-09ALU	LS	B9.12	MF-2	26	.967MW	905LS	IMS-1003	PT UT-45 DEG.	NDT-D-2 NDT-C-2	01-26-01	SEE RELIEF REQUEST CR-15
241	IMS-1003-09LD	LS	B9.12	MF-2	26	.967MW	905LS	IMS-1003	PT UT-45 DEG.	NDT-D-2 NDT-C-2	01-26-01	SEE RELIEF REQUEST CR-15
242	IMS-1003-10	P-W	B9.31	MF-2	8X26	.967MW	905LS	IMS-1003	PT UT-45 DEG.	NDT-D-2 NDT-C-2	01-26-01	BRANCH CONNECTION WELD

NO.	COMPONENT I.D. NO.	COMP. FIG.	ITEM NO.	WELD TYPE	NOM. PIPE SIZE	NOM. THK.	MATL. SPEC.	DWG. NO.	EXAM TYPE	PROC. NO.	CAL. STD. NO.	NOTES
243	IMS-1003-11	W-P	B9.11	MF-2	8	0.500	905LS	IMS-1003	PT UT-45 DEG.	NDT-D-2 NDT-C-2	01-08-01	
244	IMS-1003-12	P-F	B9.11	MF-2	8	0.500	905LS	IMS-1003	PT UT-45 DEG.	NDT-D-2 NDT-C-2	01-08-01	
245	IMS-1003-14	P-W	B9.31	MF-2	8X26	.967MW	905LS	IMS-1003	PT UT-45 DEG.	NDT-D-2 NDT-C-2	01-26-01	BRANCH CONNECTION WELD
246	IMS-1003-15	W-P	B9.11	MF-2	8	0.500	905LS	IMS-1003	PT UT-45 DEG.	NDT-D-2 NDT-C-2	01-08-01	
247	IMS-1003-16	P-F	B9.11	MF-2	8	0.500	905LS	IMS-1003	PT UT-45 DEG.	NDT-D-2 NDT-C-2	01-08-01	
248	IMS-1003-18	P-W	B9.31	MF-2	8X26	.967MW	905LS	IMS-1003	PT UT-45 DEG.	NDT-D-2 NDT-C-2	01-26-01	BRANCH CONNECTION WELD
249	IMS-1003-19	W-P	B9.11	MF-2	8	0.500	905LS	IMS-1003	PT UT-45 DEG.	NDT-D-2 NDT-C-2	01-08-01	
250	IMS-1003-20	P-F	B9.11	MF-2	8	0.500	905LS	IMS-1003	PT UT-45 DEG.	NDT-D-2 NDT-C-2	01-08-01	
251	IMS-1003-22	P-W	B9.31	MF-2	8X26	.967MW	905LS	IMS-1003	PT UT-45 DEG.	NDT-D-2 NDT-C-2	01-26-01	BRANCH CONNECTION WELD
252	IMS-1003-23	W-P	B9.11	MF-2	8	0.500	905LS	IMS-1003	PT UT-45 DEG.	NDT-D-2 NDT-C-2	01-08-01	
253	IMS-1003-24	P-F	B9.11	MF-2	8	0.500	905LS	IMS-1003	PT UT-45 DEG.	NDT-D-2 NDT-C-2	01-08-01	

NO.	COMPONENT I.D. NO.	COMP. FIG.	ITEM NO.	WELD TYPE	NOM. PIPE SIZE	NOM. THK.	MATL. SPEC.	DRG. NO.	EXAM TYPE	PROC. NO.	CAL. STD. NO.	NOTES
254	IMS-1003-26	P-W	B9.31	MF-2	8X26	.967MW	905LS	IMS-1003	PT UT-45 DEG.	NDT-D-2 NDT-C-2	01-26-01	BRANCH CONNECTION WELD
255	IMS-1003-27	W-P	B9.11	MF-2	8	0.500	905LS	IMS-1003	PT UT-45 DEG.	NDT-D-2 NDT-C-2	01-08-01	
256	IMS-1003-28	P-F	B9.11	MF-2	8	0.500	905LS	IMS-1003	PT UT-45 DEG.	NDT-D-2 NDT-C-2	01-08-01	
257	IMS-1003-30	P-E	B9.11	MF-2	26	.967MW	905LS	IMS-1003	PT UT-45 DEG.	NDT-D-2 NDT-C-2	01-26-01	
258	IMS-1003-30LU	LS	B9.12	MF-2	26	.967MW	905LS	IMS-1003	PT UT-45 DEG.	NDT-D-2 NDT-C-2	01-26-01	SEE RELIEF REQUEST CR-15
259	IMS-1004-01	SE-P	B9.11	MF-2	26	1.458	905LS	IMS-1004	PT UT-45 DEG. UT-45 DEG	NDT-D-2 NDT-C-2 NDT-C-2	01-26-01	
260	IMS-1004-01A	N-SE	B9.11	V13A	26	1.500	SA-508	IMS-1004	PT UT-45 DEG.	NDT-D-2 NDT-C-2	01-26-04	TERMINAL END
261	IMS-1004-01LD	LS	B9.12	MF-2	26	.967MW	905LS	IMS-1004	PT UT-45 DEG.	NDT-D-2 NDT-C-2	01-26-01	SEE RELIEF REQUEST CR-15
262	IMS-1004-02	P-E	B9.11	MF-2	26	.967MW	905LS	IMS-1004	PT UT-45 DEG.	NDT-D-2 NDT-C-2	01-26-01	
263	IMS-1004-02LU	LS	B9.12	MF-2	26	.967MW	905LS	IMS-1004	PT UT-45 DEG.	NDT-D-2 NDT-C-2	01-26-01	SEE RELIEF REQUEST CR-15
264	IMS-1004-03	E-P	B9.11	MF-2	26	.967MW	905LS	IMS-1004	PT UT-45 DEG.	NDT-D-2 NDT-C-2	01-26-01	

NO.	COMPONENT I.D. NO.	COMP. FIG.	ITEM NO.	WELD TYPE	NOM. PIPE SIZE	NOM. THK.	MATL. SPEC.	DWG. NO.	EXAM TYPE	PROC. NO.	CAL. STD. NO.	NOTES
265	IMS-1004-03LD	LS	B9.12	MF-2	26	.967MW	905LS	IMS-1004	PT UT-45 DEG.	NDT-D-2 NDT-C-2	01-26-01	SEE RELIEF REQUEST CR-15
266	IMS-1004-04	P-P	B9.11	MF-2	26	.967MW	905LS	IMS-1004	PT UT-45 DEG.	NDT-D-2 NDT-C-2	01-26-01	
267	IMS-1004-04A	P-P	B9.11	MF-2	26	.967MW	905LS	IMS-1004	PT UT-45 DEG.	NDT-D-2 NDT-C-2	01-26-01	
268	IMS-1004-04ALD	LS	B9.12	MF-2	26	.967MW	905LS	IMS-1004	PT UT-45 DEG.	NDT-D-2 NDT-C-2	01-26-01	SEE RELIEF REQUEST CR-15
269	IMS-1004-04ALU	LS	B9.12	MF-2	26	.967MW	905LS	IMS-1004	PT UT-45 DEG.	NDT-D-2 NDT-C-2	01-26-01	SEE RELIEF REQUEST CR-15
270	IMS-1004-04LD	LS	B9.12	MF-2	26	.967MW	905LS	IMS-1004	PT UT-45 DEG.	NDT-D-2 NDT-C-2	01-26-01	SEE RELIEF REQUEST CR-15
271	IMS-1004-04LU	LS	B9.12	MF-2	26	.967MW	905LS	IMS-1004	PT UT-45 DEG.	NDT-D-2 NDT-C-2	01-26-01	SEE RELIEF REQUEST CR-15
272	IMS-1004-06	P-E	B9.11	MF-2	26	.967MW	905LS	IMS-1004	PT UT-45 DEG.	NDT-D-2 NDT-C-2	01-26-01	
273	IMS-1004-06LU	LS	B9.12	MF-2	26	.967MW	905LS	IMS-1004	PT UT-45 DEG.	NDT-D-2 NDT-C-2	01-26-01	SEE RELIEF REQUEST CR-15
274	IMS-1004-07	E-P	B9.11	MF-2	26	.967MW	905LS	IMS-1004	PT UT-45 DEG.	NDT-D-2 NDT-C-2	01-26-01	
275	IMS-1004-07LD	LS	B9.12	MF-2	26	.967MW	905LS	IMS-1004	PT UT-45 DEG.	NDT-D-2 NDT-C-2	01-26-01	SEE RELIEF REQUEST CR-15

NO.	COMPONENT I.D. NO.	COMP. FIG.	ITEM NO.	WELD TYPE	NOM. PIPE SIZE	NOM. THK.	MATL. SPEC.	DWG. NO.	EXAM TYPE	PROC. NO.	CAL. STD. NO.	NOTES
276	IMS-1004-08	P-W	B9.31	MF-2	8X26	.967MW	905LS	IMS-1004	PT UT-45 DEG.	NDT-D-2 NDT-C-2	01-26-01	BRANCH CONNECTION WELD
277	IMS-1004-09	P-W	B9.31	MF-2	8X26	.967MW	905LS	IMS-1004	PT UT-45 DEG.	NDT-D-2 NDT-C-2	01-26-01	BRANCH CONNECTION WELD
278	IMS-1004-10	P-W	B9.31	MF-2	8X26	.967MW	905LS	IMS-1004	PT UT-45 DEG.	NDT-D-2 NDT-C-2	01-26-01	BRANCH CONNECTION WELD
279	IMS-1004-11	P-W	B9.31	MF-2	8X26	.967MW	905LS	IMS-1004	PT UT-45 DEG.	NDT-D-2 NDT-C-2	01-26-01	BRANCH CONNECTION WELD
280	IMS-1004-12	P-E	B9.11	MF-2	26	.967MW	905LS	IMS-1004	PT UT-45 DEG.	NDT-D-2 NDT-C-2	01-26-01	
281	IMS-1004-12LU	LS	B9.12	MF-2	26	.967MW	905LS	IMS-1004	PT UT-45 DEG.	NDT-D-2 NDT-C-2	01-26-01	SEE RELIEF REQUEST CR-15
282	IMS-1004-14	W-P	B9.11	MF-2	8	0.500	905LS	IMS-1004	PT UT-45 DEG.	NDT-D-2 NDT-C-2	01-08-01	
283	IMS-1004-15	P-F	B9.11	MF-2	8	0.500	905LS	IMS-1004	PT UT-45 DEG.	NDT-D-2 NDT-C-2	01-08-01	
284	IMS-1004-17	W-P	B9.11	MF-2	8	0.500	905LS	IMS-1004	PT UT-45 DEG.	NDT-D-2 NDT-C-2	01-08-01	
285	IMS-1004-18	P-F	B9.11	MF-2	8	0.500	905LS	IMS-1004	PT UT-45 DEG.	NDT-D-2 NDT-C-2	01-08-01	
286	IMS-1004-20	W-P	B9.11	MF-2	8	0.500	905LS	IMS-1004	PT UT-45 DEG.	NDT-D-2 NDT-C-2	01-08-01	

NO.	COMPONENT I.D. NO.	COMP. FIG.	ITEM NO.	WELD TYPE	NOM. PIPE SIZE	NOM. THK.	MATL. SPEC.	DWG. NO.	EXAM TYPE	PROC. NO.	CAL. STD. NO.	NOTES
287	IMS-1004-21	P-F	B9.11	MF-2	8	0.500	905LS	IMS-1004	PT UT-45 DEG.	NDT-D-2 NDT-C-2	01-08-01	
288	IMS-1004-23	W-P	B9.11	MF-2	8	0.500	905LS	IMS-1004	PT UT-45 DEG.	NDT-D-2 NDT-C-2	01-08-01	
289	IMS-1004-24	P-F	B9.11	MF-2	8	0.500	905LS	IMS-1004	PT UT-45 DEG.	NDT-D-2 NDT-C-2	01-08-01	
290	IMS-1046-01	CAP-P	B9.21	MF-2	3	0.300	939LS	IMS-1046	PT	NDT-D-2	N/A	SAME WELD AS IMS-0014A-01
291	IMS-1046-04A	P-P	B9.21	MF-2	3	0.300	SA-355	GEL-1098	PT	NDT-D-2	N/A	SAME WELD AS IMS-0014A-04A
292	IMS-1046-06	P-E	B9.21	MF-2	3	0.300	939LS	IMS-1046	PT	NDT-D-2	N/A	SAME WELD AS IMS-0014A-06
293	IMS-1046-07	E-P	B9.21	MF-2	3	0.300	939LS	IMS-1046	PT	NDT-D-2	N/A	SAME WELD AS IMS-0014A-07
294	IMS-1046-09	P-E	B9.21	MF-2	3	0.300	939LS	IMS-1046	PT	NDT-D-2	N/A	SAME WELD AS IMS-0014A-09
295	IMS-1046-10	E-P	B9.21	MF-2	3	0.300	939LS	IMS-1046	PT	NDT-D-2	N/A	SAME WELD AS IMS-0014A-10
296	IMS-1046-11	P-E	B9.21	MF-2	3	0.300	939LS	IMS-1046	PT	NDT-D-2	N/A	SAME WELD AS IMS-0014A-11
297	IMS-1046-12	E-V	B9.21	MF-2	3	0.300	SA-355	GEL-1098	PT	NDT-D-2	N/A	SAME WELD AS IMS-0014A-12

NO.	COMPONENT I.D. NO.	COMP. FIG.	ITEM NO.	WELD TYPE	NOM. PIPE SIZE	NOM. THK.	MATL. SPEC.	DWG. NO.	EXAM TYPE	PROC. NO.	CAL. STD. NO.	NOTES
298	IMS-1046-13	V-P	B9.21	MF-2	3	0.300	939LS	IMS-1046	PT	NDT-D-2	N/A	SAME WELD AS IMS-0014A-13 AUGMENTED TYPE 1A
299	IMS-1046-14	P-V	B9.21	MF-2	3	0.300	939LS	IMS-1046	PT	NDT-D-2	N/A	SAME WELD AS IMS-0014A-14 AUGMENTED TYPE 1A
300	IMS-1051-01	E-P	B9.11	MF-2	26	.967MW	905LS	IMS-1051	PT UT-45 DEG.	NDT-D-2 NDT-C-2	01-26-01	
301	IMS-1051-01LD	LS	B9.12	MF-2	26	.967MW	905LS	IMS-1051	PT UT-45 DEG.	NDT-D-2 NDT-C-2	01-26-01	SEE RELIEF REQUEST CR-15
302	IMS-1051-02	P-P	B9.11	MF-2	26	.967MW	905LS	IMS-1051	PT UT-45 DEG.	NDT-D-2 NDT-C-2	01-26-01	
303	IMS-1051-02LD	LS	B9.12	MF-2	26	.967MW	905LS	IMS-1051	PT UT-45 DEG.	NDT-D-2 NDT-C-2	01-26-01	SEE RELIEF REQUEST CR-15
304	IMS-1051-02LU	LS	B9.12	MF-2	26	.967MW	905LS	IMS-1051	PT UT-45 DEG.	NDT-D-2 NDT-C-2	01-26-01	SEE RELIEF REQUEST CR-15
305	IMS-1051-08	P-P	B9.11	MF-2	26	.967MW	905LS	IMS-1051	PT UT-45 DEG.	NDT-D-2 NDT-C-2	01-26-01	
306	IMS-1051-08LD	LS	B9.12	MF-2	26	.967MW	905LS	IMS-1051	PT UT-45 DEG.	NDT-D-2 NDT-C-2	01-26-01	SEE RELIEF REQUEST CR-15
307	IMS-1051-08LU	LS	B9.12	MF-2	26	.967MW	905LS	IMS-1051	PT UT-45 DEG.	NDT-D-2 NDT-C-2	01-26-01	SEE RELIEF REQUEST CR-15
308	IMS-1051-10	P-E	B9.11	MF-2	26	.967MW	905LS	IMS-1051	PT UT-45 DEG.	NDT-D-2 NDT-C-2	01-26-01	

NO.	COMPONENT I.D. NO.	COMP. FIG.	ITEM NO.	WELD TYPE	NOM. PIPE SIZE	NOM. THK.	MATL. SPEC.	DWG. NO.	EXAM TYPE	PROC. NO.	CAL. STD. NO.	NOTES
309	IMS-1051-10LU	LS	B9.12	MF-2	26	.967MW	905LS	IMS-1051	PT UT-45 DEG.	NDT-D-2 NDT-C-2	01-26-01	SEE RELIEF REQUEST CR-15
310	IMS-1051-11	E-E	B9.11	MF-2	26	.967MW	905LS	IMS-1051	PT UT-45 DEG.	NDT-D-2 NDT-C-2	01-26-01	
311	IMS-1051-12	E-P	B9.11	MF-2	26	.967MW	905LS	IMS-1051	PT UT-45 DEG.	NDT-D-2 NDT-C-2	01-26-01	
312	IMS-1051-12LD	LS	B9.12	MF-2	26	.967MW	905LS	IMS-1051	PT UT-45 DEG.	NDT-D-2 NDT-C-2	01-26-01	SEE RELIEF REQUEST CR-15
313	IMS-1051-13	P-V	B9.11	MF-2	26	.967MW	905LS	IMS-1051	PT UT-45 DEG.	NDT-D-2 NDT-C-2	01-26-01	
314	IMS-1051-13LU	LS	B9.12	MF-2	26	.967MW	905LS	IMS-1051	PT UT-45 DEG.	NDT-D-2 NDT-C-2	01-26-01	SEE RELIEF REQUEST CR-15
315	IMS-1051-15	V-P	B9.11	MF-2	26	.967MW	905LS	IMS-1051	PT UT-45 DEG.	NDT-D-2 NDT-C-2	01-26-01	AUGMENTED TYPE 1A
316	IMS-1051-15LD	LS	B9.11	MF-2	26	.967MW	905LS	IMS-1051	PT UT-45 DEG.	NDT-D-2 NDT-C-2	01-26-01	AUGMENTED TYPE 1A
317	IMS-1051-16	P-FH	B9.11	FH-1	26	.967MW	905LS	IMS-1051	PT UT-45 DEG.	NDT-D-2 NDT-C-2	01-26-01	AUGMENTED TYPE 1A SEE RELIEF REQUEST CR-01
318	IMS-1051-16LU	LS	B9.12	MF-2	26	.967MW	905LS	IMS-1051	PT UT-45 DEG.	NDT-D-2 NDT-C-2	01-26-01	AUGMENTED TYPE 1A SEE RELIEF REQUEST CR-01, CR-15

NO.	COMPONENT I.D. NO.	COMP. FIG.	ITEM NO.	WELD TYPE	NOM. PIPE SIZE	NOM. THK.	MATL. SPEC.	DWG. NO.	EXAM TYPE	PROC. NO.	CAL. STD. NO.	NOTES
319	IMS-1051-18	FH-P	B9.11	FH-1	26	.967MW	905LS	IMS-1051	PT UT-45 DEG.	NDT-D-2 NDT-C-2	01-26-02	AUGMENTED TYPE 1A
320	IMS-1051-18LD	LS	B9.12	MF-2	26	.967MW	905LS	IMS-1051	PT UT-45 DEG.	NDT-D-2 NDT-C-2	01-26-02	AUGMENTED TYPE 1A SEE RELIEF REQUEST CR-15
321	IMS-1051-26	P-V	B9.11	MF-2	26	.967MW	905LS	IMS-1051	PT UT-45 DEG.	NDT-D-2 NDT-C-2	01-26-02	AUGMENTED TYPE 1A
322	IMS-1051-26LU	LS	B9.12	MF-2	26	.967MW	905LS	IMS-1051	PT UT-45 DEG.	NDT-D-2 NDT-C-2	01-26-02	AUGMENTED TYPE 1A SEE RELIEF REQUEST CR-15
323	IMS-1052-01	E-P	B9.11	MF-2	26	.967MW	905LS	IMS-1052	PT UT-45 DEG.	NDT-D-2 NDT-C-2	01-26-01	
324	IMS-1052-01LD	LS	B9.12	MF-2	26	.967MW	905LS	IMS-1052	PT UT-45 DEG.	NDT-D-2 NDT-C-2	01-26-01	SEE RELIEF REQUEST CR-15
325	IMS-1052-02	P-P	B9.11	MF-2	26	.967MW	905LS	IMS-1052	PT UT-45 DEG.	NDT-D-2 NDT-C-2	01-26-01	
326	IMS-1052-02LD	LS	B9.12	MF-2	26	.967MW	905LS	IMS-1052	PT UT-45 DEG.	NDT-D-2 NDT-C-2	01-26-01	SEE RELIEF REQUEST CR-15
327	IMS-1052-02LU	LS	B9.12	MF-2	26	.967MW	905LS	IMS-1052	PT UT-45 DEG.	NDT-D-2 NDT-C-2	01-26-01	SEE RELIEF REQUEST CR-15
328	IMS-1052-09	P-P	B9.11	MF-2	26	.967MW	905LS	IMS-1052	PT UT-45 DEG.	NDT-D-2 NDT-C-2	01-26-01	
329	IMS-1052-09LD	LS	B9.12	MF-2	26	.967MW	905LS	IMS-1052	PT UT-45 DEG.	NDT-D-2 NDT-C-2	01-26-01	SEE RELIEF REQUEST CR-15

NO.	COMPONENT I.D. NO.	COMP. FIG.	ITEM NO.	WELD TYPE	NOM. PIPE SIZE	NOM. THK.	MATL. SPEC.	DWG. NO.	EXAM TYPE	PROC. NO.	CAL. STD. NO.	NOTES
330	IMS-1052-09LU	LS	B9.12	MF-2	26	.967MW	905LS	IMS-1052	PT UT-45 DEG.	NDT-D-2 NDT-C-2	01-26-01	SEE RELIEF REQUEST CR-15
331	IMS-1052-11	P-E	B9.11	MF-2	26	.967MW	905LS	IMS-1052	PT UT-45 DEG.	NDT-D-2 NDT-C-2	01-26-01	
332	IMS-1052-11LU	LS	B9.12	MF-2	26	.967MW	905LS	IMS-1052	PT UT-45 DEG.	NDT-D-2 NDT-C-2	01-26-01	SEE RELIEF REQUEST CR-15
333	IMS-1052-14	E-P	B9.11	MF-2	26	.967MW	905LS	IMS-1052	PT UT-45 DEG.	NDT-D-2 NDT-C-2	01-26-01	
334	IMS-1052-14LD	LS	B9.12	MF-2	26	.967MW	905LS	IMS-1052	PT UT-45 DEG.	NDT-D-2 NDT-C-2	01-26-01	SEE RELIEF REQUEST CR-15
335	IMS-1052-15	P-V	B9.11	MF-2	26	.967MW	905LS	IMS-1052	PT UT-45 DEG.	NDT-D-2 NDT-C-2	01-26-01	
336	IMS-1052-15LU	LS	B9.12	MF-2	26	.967MW	905LS	IMS-1052	PT UT-45 DEG.	NDT-D-2 NDT-C-2	01-26-01	SEE RELIEF REQUEST CR-15
337	IMS-1052-17	V-P	B9.11	MF-2	26	.967MW	905LS	IMS-1052	PT UT-45 DEG.	NDT-D-2 NDT-C-2	01-26-01	AUGMENTED TYPE 1A
338	IMS-1052-17LD	LS	B9.12	MF-2	26	.967MW	905LS	IMS-1052	PT UT-45 DEG.	NDT-D-2 NDT-C-2	01-26-01	AUGMENTED TYPE 1A SEE RELIEF REQUEST CR-15
339	IMS-1052-18A	P-FH	B9.11	FH-1	26	.967MW	905LS	IMS-1052	PT UT-45 DEG.	NDT-D-2 NDT-C-2	01-26-01	AUGMENTED TYPE 1A SEE RELIEF REQUEST CR-01

NO.	COMPONENT I.D. NO.	COMP. FIG.	ITEM NO.	WELD TYPE	NOM. PIPE SIZE	NOM. THK.	MATL. SPEC.	DWG. NO.	EXAM TYPE	PROC. NO.	CAL. STD. NO.	NOTES
340	IMS-1052-18LU	LS	B9.12	MF-2	26	.967MW	905LS	IMS-1052	PT UT-45 DEG.	NDT-D-2 NDT-C-2	01-26-01	AUGMENTED TYPE 1A SEE RELIEF REQUEST CR-01, CR-15
341	IMS-1052-20	FH-P	B9.11	FH-1	26	.967MW	905LS	IMS-1052	PT UT-45 DEG.	NDT-D-2 NDT-C-2	01-26-02	AUGMENTED TYPE 1A
342	IMS-1052-20LD	LS	B9.12	MF-2	26	.967MW	905LS	IMS-1052	PT UT-45 DEG.	NDT-D-2 NDT-C-2	01-26-02	AUGMENTED TYPE 1A SEE RELIEF REQUEST CR-15
343	IMS-1052-28	P-V	B9.11	MF-2	26	.967MW	905LS	IMS-1052	PT UT-45 DEG.	NDT-D-2 NDT-C-2	01-26-02	AUGMENTED TYPE 1A
344	IMS-1052-28LU	LS	B9.12	MF-2	26	.967MW	905LS	IMS-1052	PT UT-45 DEG.	NDT-D-2 NDT-C-2	01-26-02	AUGMENTED TYPE 1A SEE RELIEF REQUEST CR-15
345	IMS-1053-01	E-P	B9.11	MF-2	26	.967MW	905LS	IMS-1053	PT UT-45 DEG.	NDT-D-2 NDT-C-2	01-26-01	
346	IMS-1053-01A	P-P	B9.11	MF-2	26	.967MW	905LS	IMS-1053	PT UT-45 DEG.	NDT-D-2 NDT-C-2	01-26-01	
347	IMS-1053-01ALD	LS	B9.12	MF-2	26	.967MW	905LS	IMS-1053	PT UT-45 DEG.	NDT-D-2 NDT-C-2	01-26-01	SEE RELIEF REQUEST CR-15
348	IMS-1053-01ALU	LS	B9.12	MF-2	26	.967MW	905LS	IMS-1053	PT UT-45 DEG.	NDT-D-2 NDT-C-2	01-26-01	SEE RELIEF REQUEST CR-15
349	IMS-1053-01LD	LS	B9.12	MF-2	26	.967MW	905LS	IMS-1053	PT UT-45 DEG.	NDT-D-2 NDT-C-2	01-26-01	SEE RELIEF REQUEST CR-15
350	IMS-1053-08	P-P	B9.11	MF-2	26	.967MW	905LS	IMS-1053	PT UT-45 DEG.	NDT-D-2 NDT-C-2	01-26-01	

NO.	COMPONENT I.D. NO.	COMP. FIG.	ITEM NO.	WELD TYPE	NOM. PIPE SIZE	NOM. THK.	MATL. SPEC.	DWG. NO.	EXAM TYPE	PROC. NO.	CAL. STD. NO.	NOTES
351	IMS-1053-08LD	LS	B9.12	MF-2	26	.967MW	905LS	IMS-1053	PT UT-45 DEG.	NDT-D-2 NDT-C-2	01-26-01	SEE RELIEF REQUEST CR-15
352	IMS-1053-08LU	LS	B9.12	MF-2	26	.967MW	905LS	IMS-1053	PT UT-45 DEG.	NDT-D-2 NDT-C-2	01-26-01	SEE RELIEF REQUEST CR-15
353	IMS-1053-11	P-E	B9.11	MF-2	26	.967MW	905LS	IMS-1053	PT UT-45 DEG.	NDT-D-2 NDT-C-2	01-26-01	
354	IMS-1053-11LU	LS	B9.12	MF-2	26	.967MW	905LS	IMS-1053	PT UT-45 DEG.	NDT-D-2 NDT-C-2	01-26-01	SEE RELIEF REQUEST CR-15
355	IMS-1053-12	E-P	B9.11	MF-2	26	.967MW	905LS	IMS-1053	PT UT-45 DEG.	NDT-D-2 NDT-C-2	01-26-01	
356	IMS-1053-12LD	LS	B9.12	MF-2	26	.967MW	905LS	IMS-1053	PT UT-45 DEG.	NDT-D-2 NDT-C-2	01-26-01	SEE RELIEF REQUEST CR-15
357	IMS-1053-13	P-V	B9.11	MF-2	26	.967MW	905LS	IMS-1053	PT UT-45 DEG.	NDT-D-2 NDT-C-2	01-26-01	
358	IMS-1053-13LU	LS	B9.12	MF-2	26	.967MW	905LS	IMS-1053	PT UT-45 DEG.	NDT-D-2 NDT-C-2	01-26-01	SEE RELIEF REQUEST CR-15
359	IMS-1053-15	V-P	B9.11	MF-2	26	.967MW	905LS	IMS-1053	PT UT-45 DEG.	NDT-D-2 NDT-C-2	01-26-01	AUGMENTED TYPE 1A
360	IMS-1053-15LD	LS	B9.12	MF-2	26	.967MW	905LS	IMS-1053	PT UT-45 DEG.	NDT-D-2 NDT-C-2	01-26-01	AUGMENTED TYPE 1A SEE RELIEF REQUEST CR-15

NO.	COMPONENT I.D. NO.	COMP. FIG.	ITEM NO.	WELD TYPE	NOM. PIPE SIZE	NOM. THK.	MATL. SPEC.	DRG. NO.	EXAM TYPE	PROC. NO.	CAL. STD. NO.	NOTES
361	IMS-1053-16	P-FH	B9.11	FH-1	26	.967MW	905LS	IMS-1053	PT UT-45 DEG.	NDT-D-2 NDT-C-2	01-26-01	AUGMENTED TYPE 1A SEE RELIEF REQUEST CR-01
362	IMS-1053-16LU	LS	B9.12	MF-2	26	.967MW	905LS	IMS-1053	PT UT-45 DEG.	NDT-D-2 NDT-C-2	01-26-01	AUGMENTED TYPE 1A SEE RELIEF REQUEST CR-01, CR-15
363	IMS-1053-18	FH-P	B9.11	FH-1	26	.967MW	905LS	IMS-1053	PT UT-45 DEG.	NDT-D-2 NDT-C-2	01-26-02	AUGMENTED TYPE 1A TERMANAL END
364	IMS-1053-18LD	LS	B9.12	MF-2	26	.967MW	905LS	IMS-1053	PT UT-45 DEG.	NDT-D-2 NDT-C-2	01-26-01	AUGMENTED TYPE 1A SEE RELIEF REQUEST CR-15
365	IMS-1053-26	P-V	B9.11	MF-2	26	.967MW	905LS	IMS-1053	PT UT-45 DEG.	NDT-D-2 NDT-C-2	01-26-02	AUGMENTED TYPE 1A
366	IMS-1053-26LU	LS	B9.12	MF-2	26	.967MW	905LS	IMS-1053	PT UT-45 DEG.	NDT-D-2 NDT-C-2	01-26-02	AUGMENTED TYPE 1A SEE RELIEF REQUEST CR-15
367	IMS-1054-01	E-P	B9.11	MF-2	26	.967MW	905LS	IMS-1054	PT UT-45 DEG.	NDT-D-2 NDT-C-2	01-26-01	
368	IMS-1054-01LD	LS	B9.12	MF-2	26	.967MW	905LS	IMS-1054	PT UT-45 DEG.	NDT-D-2 NDT-C-2	01-26-01	SEE RELIEF REQUEST CR-15
369	IMS-1054-02	P-P	B9.11	MF-2	26	.967MW	905LS	IMS-1054	PT UT-45 DEG.	NDT-D-2 NDT-C-2	01-26-01	
370	IMS-1054-02LD	LS	B9.12	MF-2	26	.967MW	905LS	IMS-1054	PT UT-45 DEG.	NDT-D-2 NDT-C-2	01-26-01	SEE RELIEF REQUEST CR-15
371	IMS-1054-02LU	LS	B9.12	MF-2	26	.967MW	905LS	IMS-1054	PT UT-45 DEG.	NDT-D-2 NDT-C-2	01-26-01	SEE RELIEF REQUEST CR-15

NO.	COMPONENT I.D. NO.	COMP. FIG.	ITEM NO.	WELD TYPE	NOM. PIPE SIZE	NOM. THK.	MATL. SPEC.	DWG. NO.	EXAM TYPE	PROC. NO.	CAL. STD. NO.	NOTES
372	IMS-1054-08	P-P	B9.11	MF-2	26	.967MW	905LS	IMS-1054	PT UT-45 DEG.	NDT-D-2 NDT-C-2	01-26-01	
373	IMS-1054-08LD	LS	B9.12	MF-2	26	.967MW	905LS	IMS-1054	PT UT-45 DEG.	NDT-D-2 NDT-C-2	01-26-01	SEE RELIEF REQUEST CR-15
374	IMS-1054-08LU	LS	B9.12	MF-2	26	.967MW	905LS	IMS-1054	PT UT-45 DEG.	NDT-D-2 NDT-C-2	01-26-01	SEE RELIEF REQUEST CR-15
375	IMS-1054-13	P-E	B9.11	MF-2	26	.967MW	905LS	IMS-1054	PT UT-45 DEG.	NDT-D-2 NDT-C-2	01-26-01	
376	IMS-1054-13LU	LS	B9.12	MF-2	26	.967MW	905LS	IMS-1054	PT UT-45 DEG.	NDT-D-2 NDT-C-2	01-26-01	SEE RELIEF REQUEST CR-15
377	IMS-1054-14	E-E	B9.11	MF-2	26	.967MW	905LS	IMS-1054	PT UT-45 DEG.	NDT-D-2 NDT-C-2	01-26-01	
378	IMS-1054-15	E-P	B9.11	MF-2	26	.967MW	905LS	IMS-1054	PT UT-45 DEG.	NDT-D-2 NDT-C-2	01-26-01	
379	IMS-1054-15LD	LS	B9.12	MF-2	26	.967MW	905LS	IMS-1054	PT UT-45 DEG.	NDT-D-2 NDT-C-2	01-26-01	SEE RELIEF REQUEST CR-15
380	IMS-1054-16	P-V	B9.11	MF-2	26	.967MW	905LS	IMS-1054	PT UT-45 DEG.	NDT-D-2 NDT-C-2	01-26-01	
381	IMS-1054-16LU	LS	B9.12	MF-2	26	.967MW	905LS	IMS-1054	PT UT-45 DEG.	NDT-D-2 NDT-C-2	01-26-01	SEE RELIEF REQUEST CR-15

NO.	COMPONENT I.D. NO.	COMP. FIG.	ITEM NO.	WELD TYPE	NOM. PIPE SIZE	NOM. THK.	MATL. SPEC.	DWG. NO.	EXAM TYPE	PROC. NO.	CAL. STD. NO.	NOTES
382	IMS-1054-18	V-P	B9.11	MF-2	26	.967MW	905LS	IMS-1054	PT UT-45 DEG.	NDT-D-2 NDT-C-2	01-26-01	AUGMENTED TYPE 1A
383	IMS-1054-18LD	LS	B9.12	MF-2	26	.967MW	905LS	IMS-1054	PT UT-45 DEG.	NDT-D-2 NDT-C-2	01-26-01	AUGMENTED TYPE 1A SEE RELIEF REQUEST CR-15
384	IMS-1054-19	P-FH	B9.11	FH-1	26	.967MW	905LS	IMS-1054	PT UT-45 DEG.	NDT-D-2 NDT-C-2	01-26-01	AUGMENTED TYPE 1A SEE RELIEF REQUEST CR-01
385	IMS-1054-19LU	LS	B9.12	MF-2	26	.967MW	905LS	IMS-1054	PT UT-45 DEG.	NDT-D-2 NDT-C-2	01-26-01	AUGMENTED TYPE 1A SEE RELIEF REQUEST CR-01, CR-15
386	IMS-1054-21	FH-P	B9.11	FH-1	26	.967MW	905LS	IMS-1054	PT UT-45 DEG.	NDT-D-2 NDT-C-2	01-26-02	AUGMENTED TYPE 1A
387	IMS-1054-21LD	LS	B9.12	MF-2	26	.967MW	905LS	IMS-1054	PT UT-45 DEG.	NDT-D-2 NDT-C-2	01-26-02	AUGMENTED TYPE 1A SEE RELIEF REQUEST CR-15
388	IMS-1054-26	P-V	B9.11	MF-2	26	.967MW	905LS	IMS-1054	PT UT-45 DEG.	NDT-D-2 NDT-C-2	01-26-02	AUGMENTED TYPE 1A
389	IMS-1054-26LU	LS	B9.12	MF-2	26	.967MW	905LS	IMS-1054	PT UT-45 DEG.	NDT-D-2 NDT-C-2	01-26-02	AUGMENTED TYPE 1A SEE RELIEF REQUEST CR-15
390	IMS-1055-01	P-E	B9.11	MF-2	10	0.719	901LS	IMS-1055	PT UT-45 DEG.	NDT-D-2 NDT-C-2	01-10-01	
391	IMS-1055-06	E-P	B9.11	MF-2	10	0.719	901LS	IMS-1055	PT UT-45 DEG.	NDT-D-2 NDT-C-2	01-10-01	
392	IMS-1055-26	P-E	B9.11	MF-2	10	0.719	901LS	IMS-1055	PT UT-45 DEG.	NDT-D-2 NDT-C-2	01-10-01	

NO.	COMPONENT I.D. NO.	COMP. FIG.	ITEM NO.	WELD TYPE	NOM. PIPE SIZE	NOM. THK.	MATL. SPEC.	DWG. NO.	EXAM TYPE	PROC. NO.	CAL. STD. NO.	NOTES
393	IMS-1055-31	E-P	B9.11	MF-2	10	0.719	901LS	IMS-1055	PT UT-45 DEG.	NDT-D-2 NDT-C-2	01-10-01	
394	IMS-1055-32	P-E	B9.11	MF-2	10	0.719	901LS	IMS-1055	PT UT-45 DEG.	NDT-D-2 NDT-C-2	01-10-01	
395	IMS-1055-33	E-V	B9.11	MF-2	10	0.719	901LS	IMS-1055	PT UT-45 DEG.	NDT-D-2 NDT-C-2	01-10-01	
396	INB-1001-02	P-E	B9.11	MF-2	4	0.438	901LS	GEL-1097	PT UT-45 DEG.	NDT-D-2 NDT-C-2	01-04-04	
397	INB-1001-02A	F-P	B9.11	MF-2	4	0.438	901LS	GEL-1097	PT UT-45 DEG.	NDT-D-2 NDT-C-2	01-04-04	
398	INB-1001-03	E-P	B9.11	MF-2	4	0.438	901LS	GEL-1097	PT UT-45 DEG.	NDT-D-2 NDT-C-2	01-04-04	
399	INB-1001-04	P-E	B9.11	MF-2	4	0.438	901LS	GEL-1097	PT UT-45 DEG.	NDT-D-2 NDT-C-2	01-04-04	
400	INB-1001-04A	E-R	B9.11	MF-2	4	0.438	901LS	GEL-1097	PT UT-45 DEG.	NDT-D-2 NDT-C-2	01-04-04	AUGMENTED TYPE 1A
401	IRH-1001-02	V-P	B9.11	MF-2	12	1	906LS	IRH-1001	PT UT-45 DEG.	NDT-D-2 NDT-C-2	01-12-03	AUGMENTED TYPE 1A
402	IRH-1001-07	P-E	B9.11	MF-2	12	1	906LS	IRH-1001	PT UT-45 DEG.	NDT-D-2 NDT-C-2	01-12-03	AUGMENTED TYPE 1A
403	IRH-1001-10	E-P	B9.11	MF-2	12	1	906LS	IRH-1001	PT UT-45 DEG.	NDT-D-2 NDT-C-2	01-12-03	AUGMENTED TYPE 1A

NO.	COMPONENT I.D. NO.	COMP. FIG.	ITEM NO.	WELD TYPE	NOM. PIPE SIZE	NOM. THK.	MATL. SPEC.	DWG. NO.	EXAM TYPE	PROC. NO.	CAL. STD. NO.	NOTES
404	IRH-1001-12	P-E	B9.11	MF-2	12	1	906LS	IRH-1001	PT UT-45 DEG.	NDT-D-2 NDT-C-2	01-12-03	AUGMENTED TYPE 1A
405	IRH-1001-13	E-P	B9.11	MF-2	12	1	906LS	IRH-1001	PT UT-45 DEG.	NDT-D-2 NDT-C-2	01-12-03	AUGMENTED TYPE 1A
406	IRH-1001-14	P-E	B9.11	MF-2	12	1	906LS	IRH-1001	PT UT-45 DEG.	NDT-D-2 NDT-C-2	01-12-03	AUGMENTED TYPE 1A
407	IRH-1001-17	E-P	B9.11	MF-2	12	1	906LS	IRH-1001	PT UT-45 DEG	NDT-D-2 NDT-C-2	01-12-03	AUGMENTED TYPE 1A
408	IRH-1001-19	P-E	B9.11	MF-2	12	0.844	948LS	IRH-1001	PT UT-45 DEG.	NDT-D-2 NDT-C-2	01-12-06	AUGMENTED TYPE 1A SEE RELIEF REQUEST CR-04 CATAGORY 'C' IGSCC
409	IRH-1001-21	P-P	B9.11	MF-2	12	1	906LS	IRH-1001	PT UT-45 DEG.	NDT-D-2 NDT-C-2	01-12-03	AUGMENTED TYPE 1A
410	IRH-1001-23	P-W	B9.32	FILLET	2	0.344	906LS	IRH-1001	PT	NDT-D-2	N/A	
411	IRH-1001-23A	W-P	B9.40	FILLET	2	0.344	906LS	IRH-1001	PT	NDT-D-2	N/A	
412	IRH-1001-23B	P-V	B9.40	FILLET	2	0.344	906LS	IRH-1001	PT	NDY-D-2	N/A	
413	IRH-1001-23C	V-P	B9.40	FILLET	2	0.344	906LS	IRH-1001	PT	NDT-D-2	N/A	

NO.	COMPONENT I.D. NO.	COMP. FIG.	ITEM NO.	WELD TYPE	NOM. PIPE SIZE	NOM. THK.	MATL. SPEC.	DWG. NO.	EXAM TYPE	PROC. NO.	CAL. STD. NO.	NOTES
414	IRH-1001-23D	P-E	B9.40	FILLET	2	0.344	906LS	IRH-1001	PT	NDT-D-2	N/A	
415	IRH-1001-23E	E-P	B9.40	FILLET	2	0.344	906LS	IRH-1001	PT	NDT-D-2	N/A	
416	IRH-1001-23F	P-E	B9.40	FILLET	2	0.344	906LS	IRH-1001	PT	NDT-D-2	N/A	
417	IRH-1001-23G	E-P	B9.40	FILLET	2	0.344	906LS	IRH-1001	PT	NDT-D-2	N/A	
418	IRH-1001-23H	P-E	B9.40	FILLET	2	0.344	906LS	IRH-1001	PT	NDT-D-2	N/A	
419	IRH-1001-23J	E-P	B9.40	FILLET	2	0.344	906LS	IRH-1001	PT	NDT-D-2	N/A	
420	IRH-1001-23K	P-E	B9.40	FILLET	2	0.344	906LS	IRH-1001	PT	NDT-D-2	N/A	
421	IRH-1001-23L	E-P	B9.40	FILLET	2	0.344	906LS	IRH-1001	PT	NDT-D-2	N/A	
422	IRH-1001-23M	P-W	B9.40	FILLET	2	0.344	906LS	IRH-1001	PT	NDT-D-2	N/A	
423	IRH-1001-24	P-V	B9.11	MF-2	12	1	906LS	IRH-1001	PT UT-45 DEG.	NDT-D-2 NDT-C-2	01-12-03	AUGMENTED TYPE 1A
424	IRH-1001-25	V-P	B9.11	MF-2	12	1	906LS	IRH-1001	PT UT-45 DEG.	NDT-D-2 NDT-C-2	01-12-03	

NO.	COMPONENT I.D. NO.	COMP. FIG.	ITEM NO.	WELD TYPE	NOM. PIPE SIZE	NOM. THK.	MATL. SPEC.	DWG. NO.	EXAM TYPE	PROC. NO.	CAL. STD. NO.	NOTES
425	IRH-1001-27	W-P	B9.32	FILLET	2	0.344	906LS 948LS	IRH-1001	PT	NDT-D-2	N/A	DISSIMALAR METAL WELD BRANCH CONNECTION
426	IRH-1001-28	P-E	B9.11	MF-2	12	0.844	948LS	IRH-1001	PT UT-45 DEG.	NDT-D-2 NDT-C-2	01-12-06	SEE RELIEF REQUEST CR-04 CATAGORY 'B' IGSCC
427	IRH-1001-29	E-E	B9.11	MF-2	12	0.844	948LS	IRH-1001	PT UT-45 DEG.	NDT-D-2 NDT-C-2	01-12-06	SEE RELIEF REQUEST CR-04 CATAGORY 'B' IGSCC
428	IRH-1001-30	E-V	B9.11	MF-2	12	0.844	948LS	IRH-1001	PT UT-45 DEG.	NDT-D-2 NDT-C-2	01-12-06	SEE RELIEF REQUEST CR-04 CATAGORY 'B' IGSCC
429	IRH-1001-31	V-P	B9.11	MF-2	12	0.844	948LS	IRH-1001	PT UT-45 DEG.	NDT-D-2 NDT-C-2	01-12-06	SEE RELIEF REQUEST CR-04 CATAGORY 'B' IGSCC
430	IRH-1001-32	P-W	B9.11	MF-2	12	0.844	948LS	IRH-1001	PT UT-45 DEG.	NDT-D-2 NDT-C-2	01-12-06	SEE RELIEF REQUEST CR-04 CATAGORY 'B' IGSCC
431	IRH-1002-02	V-P	B9.11	MF-2	12	0.844	901LS	IRH-1002	PT UT-45 DEG.	NDT-D-2 NDT-C-2	01-12-02	AUGMENTED TYPE 1A
432	IRH-1002-05	P-E	B9.11	MF-2	12	0.844	901LS	IRH-1002	PT UT-45 DEG.	NDT-D-2 NDT-C-2	01-12-02	AUGMENTED TYPE 1A
433	IRH-1002-06	E-P	B9.11	MF-2	12	0.844	901LS	IRH-1002	PT UT-45 DEG.	NDT-D-2 NDT-C-2	01-12-02	AUGMENTED TYPE 1A
434	IRH-1002-12	P-P	B9.11	MF-2	12	0.844	901LS	IRH-1002	PT UT-45 DEG.	NDT-D-2 NDT-C-2	01-12-02	AUGMENTED TYPE 1A
435	IRH-1002-14	P-E	B9.11	MF-2	12	0.844	901LS	IRH-1002	PT UT-45 DEG.	NDT-D-2 NDT-C-2	01-12-02	AUGMENTED TYPE 1A

NO.	COMPONENT I.D. NO.	COMP. FIG.	ITEM NO.	WELD TYPE	NOM. PIPE SIZE	NOM. THK.	MATL. SPEC.	DRG. NO.	EXAM TYPE	PROC. NO.	CAL. STD. NO.	NOTES
436	IRH-1002-15	E-P	B9.11	MF-2	12	0.844	901LS	IRH-1002	PT UT-45 DEG.	NDT-D-2 NDT-C-2	01-12-02	AUGMENTED TYPE 1A
437	IRH-1002-19	P-E	B9.11	MF-2	12	0.844	901LS	IRH-1002	PT UT-45 DEG.	NDT-D-2 NDT-C-2	01-12-02	AUGMENTED TYPE 1A
438	IRH-1002-20	E-P	B9.11	MF-2	12	0.844	901LS	IRH-1002	PT UT-45 DEG.	NDT-D-2 NDT-C-2	01-12-02	AUGMENTED TYPE 1A
439	IRH-1002-22	P-E	B9.11	MF-2	12	0.844	901LS	IRH-1002	PT UT-45 DEG.	NDT-D-2 NDT-C-2	01-12-02	AUGMENTED TYPE 1A
440	IRH-1002-23	E-V	B9.11	MF-2	12	0.844	901LS	IRH-1002	PT UT-45 DEG.	NDT-D-2 NDT-C-2	01-12-02	AUGMENTED TYPE 1A
441	IRH-1002-24	V-V	B9.11	MF-2	12	0.844	901LS	IRH-1002	PT UT-45 DEG.	NDT-D-2 NDT-C-2	01-12-02	
442	IRH-1002-25	V-P	B9.11	MF-2	12	0.844	901LS	IRH-1002	PT UT-45 DEG.	NDT-D-2 NDT-C-2	01-12-02	
443	IRH-1002-29	P-E	B9.11	MF-2	12	0.844	901LS	IRH-1002	PT UT-45 DEG.	NDT-D-2 NDT-C-2	01-12-02	
444	IRH-1002-30	E-E	B9.11	MF-2	12	0.844	901LS	IRH-1002	PT UT-45 DEG.	NDT-D-2 NDT-C-2	01-12-02	
445	IRH-1002-31	E-P	B9.11	MF-2	12	0.844	901LS	IRH-1002	PT UT-45 DEG.	NDT-D-2 NDT-C-2	01-12-02	
446	IRH-1002-37	P-E	B9.11	MF-2	12	0.844	901LS	IRH-1002	PT UT-45 DEG.	NDT-D-2 NDT-C-2	01-12-02	

NO.	COMPONENT I.D. NO.	COMP. FIG.	ITEM NO.	WELD TYPE	NOM. PIPE SIZE	NOM. THK.	MATL. SPEC.	DWG. NO.	EXAM TYPE	PROC. NO.	CAL. STD. NO.	NOTES
447	IRH-1002-38	E-P	B9.11	MF-2	12	0.844	901LS	IRH-1002	PT UT-45 DEG.	NDT-D-2 NDT-C-2	01-12-02	
448	IRH-1002-39	P-EX	B9.11	MF-2	12	0.844	901LS	IRH-1002	PT UT-45 DEG.	NDT-D-2 NDT-C-2	01-12-02	
449	IRH-1003-02	V-P	B9.11	MF-2	12	0.844	901LS	IRH-1003	PT UT-45 DEG.	NDT-D-2 NDT-C-2	01-12-02	AUGMENTED TYPE 1A
450	IRH-1003-09	P-E	B9.11	MF-2	12	0.844	901LS	IRH-1003	PT UT-45 DEG.	NDT-D-2 NDT-C-2	01-12-02	AUGMENTED TYPE 1A
451	IRH-1003-10	E-P	B9.11	MF-2	12	0.844	901LS	IRH-1003	PT UT-45 DEG.	NDT-D-2 NDT-C-2	01-12-02	AUGMENTED TYPE 1A
452	IRH-1003-12	P-E	B9.11	MF-2	12	0.844	901LS	IRH-1003	PT UT-45 DEG.	NDT-D-2 NDT-C-2	01-12-02	AUGMENTED TYPE 1A
453	IRH-1003-13	E-P	B9.11	MF-2	12	0.844	901LS	IRH-1003	PT UT-45 DEG.	NDT-D-2 NDT-C-2	01-12-02	AUGMENTED TYPE 1A
454	IRH-1003-15	P-E	B9.11	MF-2	12	0.844	901LS	IRH-1003	PT UT-45 DEG.	NDT-D-2 NDT-C-2	01-12-02	AUGMENTED TYPE 1A
455	IRH-1003-16	E-P	B9.11	MF-2	12	0.844	901LS	IRH-1003	PT UT-45 DEG.	NDT-D-2 NDT-C-2	01-12-02	AUGMENTED TYPE 1A
456	IRH-1003-19	P-P	B9.11	MF-2	12	0.844	901LS	IRH-1003	PT UT-45 DEG.	NDT-D-2 NDT-C-2	01-12-02	AUGMENTED TYPE 1A
457	IRH-1003-20	P-P	B9.11	MF-2	12	0.844	901LS	IRH-1003	PT UT-45 DEG.	NDT-D-2 NDT-C-2	01-12-02	AUGMENTED TYPE 1A

NO.	COMPONENT I.D. NO.	COMP. FIG.	ITEM NO.	WELD TYPE	NOM. PIPE SIZE	NOM. THK.	MATL. SPEC.	DWG. NO.	EXAM TYPE	PROC. NO.	CAL. STD. NO.	NOTES
458	IRH-1003-21	P-E	B9.11	MF-2	12	0.844	901LS	IRH-1003	PT UT-45 DEG.	NDT-D-2 NDT-C-2	01-12-02	AUGMENTED TYPE 1A
459	IRH-1003-22	E-P	B9.11	MF-2	12	0.844	901LS	IRH-1003	PT UT-45 DEG.	NDT-D-2 NDT-C-2	01-12-02	AUGMENTED TYPE 1A
460	IRH-1003-24	P-E	B9.11	MF-2	12	0.844	901LS	IRH-1003	PT UT-45 DEG.	NDT-D-2 NDT-C-2	01-12-02	AUGMENTED TYPE 1A
461	IRH-1003-25	E-V	B9.11	MF-2	12	0.844	901LS	IRH-1003	PT UT-45 DEG.	NDT-D-2 NDT-C-2	01-12-02	AUGMENTED TYPE 1A
462	IRH-1003-26	V-V	B9.11	MF-2	12	0.844	901LS	IRH-1003	PT UT-45 DEG.	NDT-D-2 NDT-C-2	01-12-02	
463	IRH-1003-27	V-P	B9.11	MF-2	12	0.844	901LS	IRH-1003	PT UT-45 DEG.	NDT-D-2 NDT-C-2	01-12-02	
464	IRH-1003-30	P-E	B9.11	MF-2	12	0.844	901LS	IRH-1003	PT UT-45 DEG.	NDT-D-2 NDT-C-2	01-12-02	
465	IRH-1003-31	E-E	B9.11	MF-2	12	0.844	901LS	IRH-1003	PT UT-45 DEG.	NDT-D-2 NDT-C-2	01-12-02	
466	IRH-1003-32	E-P	B9.11	MF-2	12	0.844	901LS	IRH-1003	PT UT-45 DEG.	NDT-D-2 NDT-C-2	01-12-02	
467	IRH-1003-33	P-E	B9.11	MF-2	12	0.844	901LS	IRH-1003	PT UT-45 DEG.	NDT-D-2 NDT-C-2	01-12-02	
468	IRH-1003-34	E-P	B9.11	MF-2	12	0.844	901LS	IRH-1003	PT UT-45 DEG.	NDT-D-2 NDT-C-2	01-12-02	

NO.	COMPONENT I.D. NO.	COMP. FIG.	ITEM NO.	WELD TYPE	NOM. PIPE SIZE	NOM. THK.	MATL. SPEC.	DWG. NO.	EXAM TYPE	PROC. NO.	CAL. STD. NO.	NOTES
469	IRH-1003-35	P-EX	B9.11	MF-2	12	0.844	901LS	IRH-1003	PT UT-45 DEG.	NDT-D-2 NDT-C-2	01-12-02	
470	IRH-1004-02	V-E	B9.11	MF-2	12	0.844	901LS	IRH-1004	PT UT-45 DEG.	NDT-D-2 NDT-C-2	01-12-02	AUGMENTED TYPE 1A
471	IRH-1004-03	E-P	B9.11	MF-2	12	0.844	901LS	IRH-1004	PT UT-45 DEG.	NDT-D-2 NDT-C-2	01-12-02	AUGMENTED TYPE 1A
472	IRH-1004-09	P-P	B9.11	MF-2	12	0.844	901LS	IRH-1004	PT UT-45 DEG.	NDT-D-2 NDT-C-2	01-12-02	AUGMENTED TYPE 1A
473	IRH-1004-11	P-E	B9.11	MF-2	12	0.844	901LS	IRH-1004	PT UT-45 DEG.	NDT-D-2 NDT-C-2	01-12-02	AUGMENTED TYPE 1A
474	IRH-1004-12	E-P	B9.11	MF-2	12	0.844	901LS	IRH-1004	PT UT-45 DEG.	NDT-D-2 NDT-C-2	01-12-02	AUGMENTED TYPE 1A
475	IRH-1004-16	P-E	B9.11	MF-2	12	0.844	901LS	IRH-1004	PT UT-45 DEG.	NDT-D-2 NDT-C-2	01-12-02	AUGMENTED TYPE 1A
476	IRH-1004-17	E-P	B9.11	MF-2	12	0.844	901LS	IRH-1004	PT UT-45 DEG.	NDT-D-2 NDT-C-2	01-12-02	AUGMENTED TYPE 1A
477	IRH-1004-19	P-E	B9.11	MF-2	12	0.844	901LS	IRH-1004	PT UT-45 DEG.	NDT-D-2 NDT-C-2	01-12-02	AUGMENTED TYPE 1A
478	IRH-1004-20	E-V	B9.11	MF-2	12	0.844	901LS	IRH-1004	PT UT-45 DEG.	NDT-D-2 NDT-C-2	01-12-02	AUGMENTED TYPE 1A
479	IRH-1004-21	V-V	B9.11	MF-2	12	0.844	901LS	IRH-1004	PT UT-45 DEG.	NDT-D-2 NDT-C-2	01-12-02	

NO.	COMPONENT I.D. NO.	COMP. FIG.	ITEM NO.	WELD TYPE	NOM. PIPE SIZE	NOM. THK.	MATL. SPEC.	DWG. NO.	EXAM TYPE	PROC. NO.	CAL. STD. NO.	NOTES
480	IRH-1004-22	V-P	B9.11	MF-2	12	0.844	901LS	IRH-1004	PT UT-45 DEG.	NDT-D-2 NDT-C-2	01-12-02	
481	IRH-1004-24	P-E	B9.11	MF-2	12	0.844	901LS	IRH-1004	PT UT-45 DEG.	NDT-D-2 NDT-C-2	01-12-02	
482	IRH-1004-26	E-E	B9.11	MF-2	12	0.844	901LS	IRH-1004	PT UT-45 DEG.	NDT-D-2 NDT-C-2	01-12-02	
483	IRH-1004-28	E-P	B9.11	MF-2	12	0.844	901LS	IRH-1004	PT UT-45 DEG.	NDT-D-2 NDT-C-2	01-12-02	
484	IRH-1004-33	P-E	B9.11	MF-2	12	0.844	901LS	IRH-1004	PT UT-45 DEG.	NDT-D-2 NDT-C-2	01-12-02	
485	IRH-1004-34	E-P	B9.11	MF-2	12	0.844	901LS	IRH-1004	PT UT-45 DEG.	NDT-D-2 NDT-C-2	01-12-02	
486	IRH-1004-35	P-EX	B9.11	MF-2	12	0.844	901LS	IRH-1004	PT UT-45 DEG.	NDT-D-2 NDT-C-2	01-12-02	
487	IRH-1005-02	V-P	B9.11	MF-2	12	1	906LS	IRH-1005	PT UT-45 DEG.	NDT-D-2 NDT-C-2	01-12-03	AUGMENTED TYPE 1A
488	IRH-1005-08	P-P	B9.11	MF-2	12	1	906LS	IRH-1005	PT UT-45 DEG.	NDT-D-2 NDT-C-2	01-20-03	AUGMENTED TYPE 1A
489	IRH-1005-10	P-E	B9.11	MF-2	12	1	906LS	IRH-1005	PT UT-45 DEG.	NDT-D-2 NDT-C-2	01-12-03	AUGMENTED TYPE 1A
490	IRH-1005-13	E-P	B9.11	MF-2	12	1	906LS	IRH-1005	PT UT-45 DEG.	NDT-D-2 NDT-C-2	01-12-03	AUGMENTED TYPE 1A

NO.	COMPONENT I.D. NO.	COMP. FIG.	ITEM NO.	WELD TYPE	NOM. PIPE SIZE	NOM. THK.	MATL. SPEC.	DWG. NO.	EXAM TYPE	PROC. NO.	CAL. STD. NO.	NOTES
491	IRH-1005-15	P-E	B9.11	MF-2	12	1	906LS	IRH-1005	PT UT-45 DEG.	NDT-D-2 NDT-C-2	01-12-03	AUGMENTED TYPE 1A
492	IRH-1005-16	E-P	B9.11	MF-2	12	1	906LS	IRH-1005	PT UT-45 DEG.	NDT-D-2 NDT-C-2	01-12-03	AUGMENTED TYPE 1A
493	IRH-1005-17	P-E	B9.11	MF-2	12	1	906LS	IRH-1005	PT UT-45 DEG.	NDT-D-2 NDT-C-2	01-12-03	AUGMENTED TYPE 1A
494	IRH-1005-18	E-P	B9.11	MF-2	12	1	906LS	IRH-1005	PT UT-45 DEG.	NDT-D-2 NDT-C-2	01-12-03	AUGMENTED TYPE 1A
495	IRH-1005-18A	P-W	B9.32	FILLET	2	0.344	906LS	IRH-1005	PT	NDT-D-2	N/A	
496	IRH-1005-18B	W-P	B9.40	FILLET	2	0.344	906LS	IRH-1005	PT	NDT-D-2	N/A	
497	IRH-1005-18C	P-V	B9.40	FILLET	2	0.344	906LS	IRH-1005	PT	NDT-D-2	N/A	
498	IRH-1005-18D	V-P	B9.40	FILLET	2	0.344	906LS	IRH-1005	PT	NDT-D-2	N/A	
499	IRH-1005-18E	P-E	B9.40	FILLET	2	0.344	906LS	IRH-1005	PT	NDT-D-2	N/A	
500	IRH-1005-18F	E-P	B9.40	FILLET	2	0.344	906LS	IRH-1005	PT	NDT-D-2	N/A	
501	IRH-1005-18G	P-E	B9.40	FILLET	2	0.344	906LS	IRH-1005	PT	NDT-D-2	N/A	

NO.	COMPONENT I.D. NO.	COMP. FIG.	ITEM NO.	WELD TYPE	NOM. PIPE SIZE	NOM. THK.	MATL. SPEC.	DWG. NO.	EXAM TYPE	PROC. NO.	CAL. STD. NO.	NOTES
502	IRH-1005-18H	E-P	B9.40	FILLET	2	0.344	906LS	IRH-1005	PT	NDT-D-2	N/A	
503	IRH-1005-18I	P-W	B9.40	FILLET	2	0.344	906LS	IRH-1005	PT	NDT-D-2	N/A	
504	IRH-1005-20	P-V	B9.11	MF-2	12	1	906LS	IRH-1005	PT UT-45 DEG.	NDT-D-2 NDT-C-2	01-12-06	AUGMENTED TYPE 1A
505	IRH-1005-21	V-P	B9.11	MF-2	12	1	906LS	IRH-1005	PT UT-45 DEG.	NDT-D-2 NDT-C-2	01-12-06	
506	IRH-1005-21A	W-P	B9.32	FILLET	2	0.344	906LS	IRH-1005	PT	NDT-D-2	N/A	
507	IRH-1005-23	E-P	B9.11	MF-3	12	0.844	948LS	IRH-1005	PT UT-45 DEG.	NDT-D-2 NDT-C-2	01-12-06	SEE RELIEF REQUEST CR-04 CATAGORY 'B' IGSCC
508	IRH-1005-25	P-V	B9.11	MF-3	12	0.844	948LS	IRH-1005	PT UT-45 DEG.	NDT-D-2 NDT-C-2	01-12-06	SEE RELIEF REQUEST CR-04 CATAGORY 'B' IGSCC
509	IRH-1005-26	V-E	B9.11	MF-3	12	0.844	948LS	IRH-1005	PT UT-45 DEG.	NDT-D-2 NDT-C-2	01-12-06	SEE RELIEF REQUEST CR-04 CATAGORY 'C' IGSCC
510	IRH-1005-27	E-P	B9.11	MF-3	12	0.844	948LS	IRH-1005	PT UT-45 DEG.	NDT-D-2 NDT-C-2	01-12-06	SEE RELIEF REQUEST CR-04 CATAGORY 'B' IGSCC
511	IRH-1005-29	P-W	B9.11	MF-3	12	0.844	948LS	IRH-1005	PT UT-45 DEG.	NDT-D-2 NDT-C-2	01-12-06	SEE RELIEF REQUEST CR-04 CATAGORY 'B' IGSCC
512	IRH-1031-01	T-E	B9.11	MF-2	20	1.031	949LS	IRH-1031	PT UT-45 DEG.	NDT-D-2 NDT-C-2	01-20-03	SEE RELIEF REQUEST CR-04 CATAGORY 'B' IGSCC

NO.	COMPONENT I.D. NO.	COMP. FIG.	ITEM NO.	WELD TYPE	NOM. PIPE SIZE	NOM. THK.	MATL. SPEC.	DWG. NO.	EXAM TYPE	PROC. NO.	CAL. STD. NO.	NOTES
513	IRH-1031-01ALD	IALS	B9.12	MF-2	20	1.031	949LS	IRH-1031	PT UT-45 DEG.	NDT-D-2 NDT-C-2	01-20-03	SEE RELIEF REQUEST CR-15
514	IRH-1031-01BLD	OALS	B9.12	MF-2	20	1.031	949LS	IRH-1031	PT UT-45 DEG.	NDT-D-2 NDT-C-2	01-20-03	SEE RELIEF REQUEST CR-15
515	IRH-1031-03ALU	IALS	B9.12	MF-2	20	1.031	949LS	IRH-1031	PT UT-45 DEG.	NDT-D-2 NDT-C-2	01-20-03	SEE RELIEF REQUEST CR-15
516	IRH-1031-03BLU	OALS	B9.12	MF-2	20	1.031	949LS	IRH-1031	PT UT-45 DEG.	NDT-D-2 NDT-C-2	01-20-04	SEE RELIEF REQUEST CR-15
517	IRH-1031-04	P-V	B9.11	MF-2	20	1.281	901LS	IRH-1031	PT UT-45 DEG.	NDT-D-2 NDT-C-2	01-20-04	AUGMENTED TYPE 1A
518	IRH-1031-05	V-P	B9.11	MF-2	20	1.281	901LS	IRH-1031	PT UT-45 DEG.	NDT-D-2 NDT-C-2	01-20-04	
519	IRH-1031-08	P-V	B9.11	MF-2	20	1.281	901LS	IRH-1031	PT UT-45 DEG.	NDT-D-2 NDT-C-2	01-20-04	
520	IRH-1031-09	V-E	B9.11	MF-2	20	1.281	901LS	IRH-1031	PT UT-45 DEG.	NDT-D-2 NDT-C-2	01-20-04	AUGMENTED TYPE 1A
521	IRH-1031-12ALD	IALS	B9.12	MF-2	20	1.031	949LS	IRH-1031	PT UT-45 DEG.	NDT-D-2 NDT-C-2	01-20-03	AUGMENTED TYPE 1A SEE RELIEF REQUEST CR-15
522	IRH-1031-12BLD	OALS	B9.12	MF-2	20	1.031	949LS	IRH-1031	PT UT-45 DEG.	NDT-D-2 NDT-C-2	01-20-03	AUGMENTED TYPE 1A SEE RELIEF REQUEST CR-15
523	IRH-1031-17	E-P	B9.11	MF-2	20	1.031	949LS	IRH-1031	PT UT-45 DEG.	NDT-D-2 NDT-C-2	01-20-03	AUGMENTED TYPE 1A SEE RELIEF REQUEST CR-04 CATAGORY 'B' IGSCC

NO.	COMPONENT I.D. NO.	COMP. FIG.	ITEM NO.	WELD TYPE	NOM. PIPE SIZE	NOM. THK.	MATL. SPEC.	DWG. NO.	EXAM TYPE	PROC. NO.	CAL. STD. NO.	NOTES
524	IRH-1031-17ALU	IALS	B9.12	MF-2	20	1.031	949LS	IRH-1031	PT UT-45 DEG.	NDT-D-2 NDT-C-2	01-20-03	AUGMENTED TYPE 1A SEE RELIEF REQUEST CR-15
525	IRH-1031-17BLU	OALS	B9.12	MF-2	20	1.031	949LS	IRH-1031	PT UT-45 DEG.	NDT-D-2 NDT-C-2	01-20-03	AUGMENTED TYPE 1A SEE RELIEF REQUEST CR-15
526	IRH-1031-20	P-E	B9.11	MF-2	20	1.031	949LS	IRH-1031	PT UT-45 DEG.	NDT-D-2 NDT-C-2	01-20-03	AUGMENTED TYPE 1A SEE RELIEF REQUEST CR-04 CATAGORY 'B' IGSCC
527	IRH-1031-20ALD	IALS	B9.12	MF-2	20	1.031	949LS	IRH-1031	PT UT-45 DEG.	NDT-D-2 NDT-C-2	01-20-03	AUGMENTED TYPE 1A SEE RELIEF REQUEST CR-15
528	IRH-1031-20BLD	OALS	B9.12	MF-2	20	1.031	949LS	IRH-1031	PT UT-45 DEG.	NDT-D-2 NDT-C-2	01-20-03	AUGMENTED TYPE 1A SEE RELIEF REQUEST CR-15
529	IRH-1031-25	E-P	B9.11	MF-2	20	1.031	949LS	IRH-1031	PT UT-45 DEG.	NDT-D-2 NDT-C-2	01-20-03	AUGMENTED TYPE 1A SEE RELIEF REQUEST CR-04 CATAGORY 'B' IGSCC
530	IRH-1031-25ALU	IALS	B9.12	MF-2	20	1.031	949LS	IRH-1031	PT UT-45 DEG.	NDT-D-2 NDT-C-2	01-20-03	AUGMENTED TYPE 1A SEE RELIEF REQUEST CR-15
531	IRH-1031-25BLU	OALS	B9.12	MF-2	20	1.031	949LS	IRH-1031	PT UT-45 DEG.	NDT-D-2 NDT-C-2	01-20-03	AUGMENTED TYPE 1A SEE RELIEF REQUEST CR-15
532	IRH-1031-27	P-P	B9.11	MF-2	20	1.031	949LS	IRH-1031	PT UT-45 DEG.	NDT-D-2 NDT-C-2	01-20-03	AUGMENTED TYPE 1A SEE RELIEF REQUEST CR-04 CATAGORY 'B' IGSCC
533	IRH-1031-29	P-P	B9.11	MF-2	20	1.031	949LS	IRH-1031	PT UT-45 DEG.	NDT-D-2 NDT-C-2	01-20-03	AUGMENTED TYPE 1A SEE RELIEF REQUEST CR-04 CATAGORY 'B' IGSCC
534	IRH-1031-31	P-E	B9.11	MF-2	20	1.031	949LS	IRH-1031	PT UT-45 DEG.	NDT-D-2 NDT-C-2	01-20-03	AUGMENTED TYPE 1A SEE RELIEF REQUEST CR-04 CATAGORY 'B' IGSCC

NO.	COMPONENT I.D. NO.	COMP. FIG.	ITEM NO.	WELD TYPE	NOM. PIPE SIZE	NOM. THK.	MATL. SPEC.	DRG. NO.	EXAM TYPE	PROC. NO.	CAL. STD. NO.	NOTES
535	IRH-1031-31ALD	IALS	B9.12	MF-2	20	1.031	949LS	IRH-1031	PT UT-45 DEG.	NDT-D-2 NDT-C-2	01-20-03	AUGMENTED TYPE 1A SEE RELIEF REQUEST CR-15
536	IRH-1031-31BLD	OALS	B9.12	MF-2	20	1.031	949LS	IRH-1031	PT UT-45 DEG.	NDT-D-2 NDT-C-2	01-20-03	AUGMENTED TYPE 1A SEE RELIEF REQUEST CR-15
537	IRH-1031-32	E-P	B9.11	MF-2	20	1.031	949LS	IRH-1031	PT UT-45 DEG.	NDT-D-2 NDT-C-2	01-20-03	AUGMENTED TYPE 1A SEE RELIEF REQUEST CR-04 CATAGORY 'B' IGSCC
538	IRH-1031-32ALU	IALS	B9.12	MF-2	20	1.031	949LS	IRH-1031	PT UT-45 DEG.	NDT-D-2 NDT-C-2	01-20-03	AUGMENTED TYPE 1A SEE RELIEF REQUEST CR-15
539	IRH-1031-32BLU	OALS	B9.12	MF-2	20	1.031	949LS	IRH-1031	PT UT-45 DEG.	NDT-D-2 NDT-C-2	01-20-03	AUGMENTED TYPE 1A SEE RELIEF REQUEST CR-15
540	IRH-1031-43	E-V	B9.11	MF-2	20	1.281	901LS	IRH-1031	PT UT-45 DEG.	NDT-D-2 NDT-C-2	01-20-04	
541	IRI-1001-01	V-P	B9.11	MF-2	10	0.719	901LS	IRI-1001	PT UT-45 DEG.	NDT-D-2 NDT-C-2	01-10-03	AUGMENTED TYPE 1A
542	IRI-1001-02	P-E	B9.11	MF-2	10	0.719	901LS	IRI-1001	PT UT-45 DEG.	NDT-D-2 NDT-C-2	01-10-03	AUGMENTED TYPE 1A
543	IRI-1001-03	E-P	B9.11	MF-2	10	0.719	901LS	IRI-1001	PT UT-45 DEG.	NDT-D-2 NDT-C-2	01-10-03	AUGMENTED TYPE 1A
544	IRI-1001-04	P-E	B9.11	MF-2	10	0.719	901LS	IRI-1001	PT UT-45 DEG.	NDT-D-2 NDT-C-2	01-10-03	AUGMENTED TYPE 1A
545	IRI-1001-05	E-P	B9.11	MF-2	10	0.719	901LS	IRI-1001	PT UT-45 DEG.	NDT-D-2 NDT-C-2	01-10-03	AUGMENTED TYPE 1A

NO.	COMPONENT I.D. NO.	COMP. FIG.	ITEM NO.	WELD TYPE	NOM. PIPE SIZE	NOM. THK.	MATL. SPEC.	DWG. NO.	EXAM TYPE	PROC. NO.	CAL. STD. NO.	NOTES
546	IRI-1001-06	P-E	B9.11	MF-2	10	0.719	901LS	IRI-1001	PT UT-45 DEG.	NDT-D-2 NDT-C-2	01-10-03	AUGMENTED TYPE 1A
547	IRI-1001-07	E-P	B9.11	MF-2	10	0.719	901LS	IRI-1001	PT UT-45 DEG.	NDT-D-2 NDT-C-2	01-10-03	AUGMENTED TYPE 1A
548	IRI-1001-07A	P-P	B9.11	MF-2	10	0.719	901LS	IRI-1001	PT UT-45 DEG.	NDT-D-2 NDT-C-2	01-10-03	AUGMENTED TYPE 1A
549	IRI-1001-08	P-E	B9.11	MF-2	10	0.719	901LS	IRI-1001	PT UT-45 DEG.	NDT-D-2 NDT-C-2	01-10-03	AUGMENTED TYPE 1A
550	IRI-1001-09	E-P	B9.11	MF-2	10	0.719	901LS	IRI-1001	PT UT-45 DEG.	NDT-D-2 NDT-C-2	01-10-03	AUGMENTED TYPE 1A
551	IRI-1001-09A	P-P	B9.11	MF-2	10	0.719	901LS	IRI-1001	PT UT-45 DEG.	NDT-D-2 NDT-C-2	01-10-03	AUGMENTED TYPE 1A SEE RELIEF REQUEST CR-01
552	IRI-1001-15	P-E	B9.11	MF-2	10	0.719	901LS	IRI-1001	PT UT-45 DEG.	NDT-D-2 NDT-C-2	01-10-03	AUGMENTED TYPE 1A
553	IRI-1001-16	E-P	B9.11	MF-2	10	0.719	901LS	IRI-1001	PT UT-45 DEG.	NDT-D-2 NDT-C-2	01-10-03	AUGMENTED TYPE 1A
554	IRI-1001-16A	P-T	B9.11	MF-2	10	0.719	901LS	IRI-1001	PT UT-45 DEG.	NDT-D-2 NDT-C-2	01-10-03	AUGMENTED TYPE 1A
555	IRI-1001-18	T-E	B9.11	MF-2	4	0.438	901LS	IRI-1001	PT UT-45 DEG.	NDT-D-2 NDT-C-2	01-04-04	AUGMENTED TYPE 1A
556	IRI-1001-19	T-E	B9.11	MF-2	10	0.719	901LS	IRI-1001	PT UT-45 DEG.	NDT-D-2 NDT-C-2	01-10-03	AUGMENTED TYPE 1A

NO.	COMPONENT I.D. NO.	COMP. FIG.	ITEM NO.	WELD TYPE	NOM. PIPE SIZE	NOM. THK.	MATL. SPEC.	DWG. NO.	EXAM TYPE	PROC. NO.	CAL. STD. NO.	NOTES
546	IRI-1001-06	P-E	B9.11	MF-2	10	0.719	901LS	IRI-1001	PT UT-45 DEG.	NDT-D-2 NDT-C-2	01-10-03	AUGMENTED TYPE 1A
547	IRI-1001-07	E-P	B9.11	MF-2	10	0.719	901LS	IRI-1001	PT UT-45 DEG.	NDT-D-2 NDT-C-2	01-10-03	AUGMENTED TYPE 1A
548	IRI-1001-07A	P-P	B9.11	MF-2	10	0.719	901LS	IRI-1001	PT UT-45 DEG.	NDT-D-2 NDT-C-2	01-10-03	AUGMENTED TYPE 1A
549	IRI-1001-08	P-E	B9.11	MF-2	10	0.719	901LS	IRI-1001	PT UT-45 DEG.	NDT-D-2 NDT-C-2	01-10-03	AUGMENTED TYPE 1A
550	IRI-1001-09	E-P	B9.11	MF-2	10	0.719	901LS	IRI-1001	PT UT-45 DEG.	NDT-D-2 NDT-C-2	01-10-03	AUGMENTED TYPE 1A
551	IRI-1001-09A	P-P	B9.11	MF-2	10	0.719	901LS	IRI-1001	PT UT-45 DEG.	NDT-D-2 NDT-C-2	01-10-03	AUGMENTED TYPE 1A SEE RELIEF REQUEST CR-01
552	IRI-1001-15	P-E	B9.11	MF-2	10	0.719	901LS	IRI-1001	PT UT-45 DEG.	NDT-D-2 NDT-C-2	01-10-03	AUGMENTED TYPE 1A
553	IRI-1001-16	E-P	B9.11	MF-2	10	0.719	901LS	IRI-1001	PT UT-45 DEG.	NDT-D-2 NDT-C-2	01-10-03	AUGMENTED TYPE 1A
554	IRI-1001-16A	P-T	B9.11	MF-2	10	0.719	901LS	IRI-1001	PT UT-45 DEG.	NDT-D-2 NDT-C-2	01-10-03	AUGMENTED TYPE 1A
555	IRI-1001-18	T-E	B9.11	MF-2	4	0.438	901LS	IRI-1001	PT UT-45 DEG.	NDT-D-2 NDT-C-2	01-04-04	AUGMENTED TYPE 1A
556	IRI-1001-19	T-E	B9.11	MF-2	10	0.719	901LS	IRI-1001	PT UT-45 DEG.	NDT-D-2 NDT-C-2	01-10-03	AUGMENTED TYPE 1A

NO.	COMPONENT I.D. NO.	COMP. /FIG.	ITEM NO.	WELD TYPE	NOM. PIPE SIZE	NOM. THK.	MATL. SPEC.	DWG. NO.	EXAM TYPE	PROC. NO.	CAL. STD. NO.	NOTES
557	IRI-1001-20	E-P	B9.11	MF-2	10	0.719	901LS	IRI-1001	PT UT-45 DEG.	NDT-D-2 NDT-C-2	01-10-03	AUGMENTED TYPE 1A
558	IRI-1001-21	P-V	B9.11	MF-2	10	0.719	901LS	IRI-1001	PT UT-45 DEG.	NDT-D-2 NDT-C-2	01-10-03	AUGMENTED TYPE 1A
559	IRI-1001-24	E-E	B9.11	MF-2	4	0.438	901LS	IRI-1001	PT UT-45 DEG.	NDT-D-2 NDT-C-2	01-04-04	AUGMENTED TYPE 1A
560	IRI-1001-25	E-P	B9.11	MF-2	4	0.438	901LS	IRI-1001	PT UT-45 DEG.	NDT-D-2 NDT-C-2	01-04-04	AUGMENTED TYPE 1A
561	IRI-1001-26	P-E	B9.11	MF-2	4	0.438	901LS	IRI-1001	PT UT-45 DEG.	NDT-D-2 NDT-C-2	01-04-04	AUGMENTED TYPE 1A
562	IRI-1001-27	E-P	B9.11	MF-2	4	0.438	901LS	IRI-1001	PT UT-45 DEG.	NDT-D-2 NDT-C-2	01-04-04	AUGMENTED TYPE 1A
563	IRI-1001-28	P-V	B9.11	MF-2	4	0.438	901LS	IRI-1001	PT UT-45 DEG.	NDT-D-2 NDT-C-2	01-04-04	AUGMENTED TYPE 1A
564	IRI-1002-01	P-P	B9.11	MF-2	6	0.562	901LS	IRI-1002	PT UT-45 DEG.	NDT-D-2 NDT-C-2	01-06-03	AUGMENTED TYPE 1A
565	IRI-1002-03	P-E	B9.11	MF-2	6	0.562	901LS	IRI-1002	PT UT-45 DEG.	NDT-D-2 NDT-C-2	01-06-03	AUGMENTED TYPE 1A
566	IRI-1002-04	E-P	B9.11	MF-2	6	0.562	901LS	IRI-1002	PT UT-45 DEG.	NDT-D-2 NDT-C-2	01-06-03	AUGMENTED TYPE 1A
567	IRI-1002-05	P-E	B9.11	MF-2	6	0.562	901LS	IRI-1002	PT UT-45 DEG.	NDT-D-2 NDT-C-2	01-06-03	AUGMENTED TYPE 1A

NO.	COMPONENT I.D. NO.	COMP. FIG.	ITEM NO.	WELD TYPE	NOM. PIPE SIZE	NOM. THK.	MATL. SPEC.	DRG. NO.	EXAM TYPE	PROC. NO.	CAL. STD. NO.	NOTES
568	IRI-1002-06	E-P	B9.11	MF-2	6	0.562	901LS	IRI-1002	PT UT-45 DEG.	NDT-D-2 NDT-C-2	01-06-03	AUGMENTED TYPE 1A
569	IRI-1002-08	P-E	B9.11	MF-2	6	0.562	901LS	IRI-1002	PT UT-45 DEG.	NDT-D-2 NDT-C-2	01-06-03	AUGMENTED TYPE 1A
570	IRI-1002-09	E-V	B9.11	MF-2	6	0.562	901LS	IRI-1002	PT UT-45 DEG.	NDT-D-2 NDT-C-2	01-06-03	AUGMENTED TYPE 1A
571	IRI-1002-10	V-P	B9.11	MF-2	6	0.562	901LS	IRI-1002	PT UT-45 DEG.	NDT-D-2 NDT-C-2	01-06-03	
572	IRI-1002-12	P-F	B9.11	MF-2	6	0.562	901LS	IRI-1002	PT UT-45 DEG.	NDT-D-2 NDT-C-2	01-06-03	
573	IRI-1002-14	F-P	B9.11	MF-2	6	0.562	901LS	IRI-1002	PT UT-45 DEG.	NDT-D-2 NDT-C-2	01-06-03	
574	IRI-1002-15	P-E	B9.11	MF-2	6	0.562	901LS	IRI-1002	PT UT-45 DEG.	NDT-D-2 NDT-C-2	01-06-03	
575	IRI-1002-16	E-P	B9.11	MF-2	6	0.562	901LS	IRI-1002	PT UT-45 DEG.	NDT-D-2 NDT-C-2	01-06-03	
576	IRI-1002-17	P-E	B9.11	MF-2	6	0.562	901LS	IRI-1002	PT UT-45 DEG.	NDT-D-2 NDT-C-2	01-06-03	
577	IRI-1002-18	E-P	B9.11	MF-2	6	0.562	901LS	IRI-1002	PT UT-45 DEG.	NDT-D-2 NDT-C-2	01-06-03	
578	IRI-1002-18A	P-F	B9.11	MF-2	6	0.562	901LS	IRI-1002	PT UT-45 DEG.	NDT-D-2 NDT-C-2	01-06-03	

NO.	COMPONENT I.D. NO.	COMP. FIG.	ITEM NO.	WELD TYPE	NOM. PIPE SIZE	NOM. THK.	MATL. SPEC.	DWG. NO.	EXAM TYPE	PROC. NO.	CAL. STD. NO.	NOTES
579	IRI-1002-20	F-P	B9.11	MF-2	6	0.562	901LS	IRI-1002	PT UT-45 DEG.	NDT-D-2 NDT-C-2	01-06-03	
580	IRI-1002-20Z	P-F	B9.11	MF-2	6	0.562	901LS	IRI-1002	PT UT-45 DEG.	NDT-D-2 NDT-C-2	01-06-03	
581	IRI-1002-21	F-E	B9.11	MF-2	6	0.562	901LS	IRI-1002	PT UT-45 DEG.	NDT-D-2 NDT-C-2	01-06-03	
582	IRI-1003-02	V-P	B9.11	MF-2	6	0.562	901LS	IRI-1003	PT UT-45 DEG.	NDT-D-2 NDT-C-2	01-06-03	
583	IRI-1003-03	P-T	B9.11	MF-2	6	0.562	901LS	IRI-1003	PT UT-45 DEG.	NDT-D-2 NDT-C-2	01-06-03	
584	IRI-1003-04	T-E	B9.11	MF-2	6	0.562	901LS	IRI-1003	PT UT-45 DEG.	NDT-D-2 NDT-C-2	01-06-03	
585	IRI-1003-05	E-P	B9.11	MF-2	6	0.562	901LS	IRI-1003	PT UT-45 DEG.	NDT-D-2 NDT-C-2	01-06-03	
586	IRI-1003-08	P-V	B9.11	MF-2	6	0.562	901LS	IRI-1003	PT UT-45 DEG.	NDT-D-2 NDT-C-2	01-06-03	
587	IRI-1003-09	V-P	B9.11	MF-2	6	0.562	901LS	IRI-1003	PT UT-45 DEG.	NDT-D-2 NDT-C-2	01-06-03	AUGMENTED TYPE 1A
588	IRI-1003-10	P-E	B9.11	MF-2	6	0.562	901LS	IRI-1003	PT UT-45 DEG.	NDT-D-2 NDT-C-2	01-06-03	AUGMENTED TYPE 1A
589	IRI-1003-11	E-P	B9.11	MF-2	6	0.562	901LS	IRI-1003	PT UT-45 DEG.	NDT-D-2 NDT-C-2	01-06-03	AUGMENTED TYPE 1A

NO.	COMPONENT I.D. NO.	COMP. FIG.	ITEM NO.	WELD TYPE	NOM. PIPE SIZE	NOM. THK.	MATL. SPEC.	DWG. NO.	EXAM TYPE	PROC. NO.	CAL. STD. NO.	NOTES
590	IRI-1003-13C	P-P	B9.11	MF-2	6	0.562	901LS	IRI-1003	PT UT-45 DEG.	NDT-D-2 NDT-C-2	01-06-03	AUGMENTED TYPE 1A
591	IRI-1003-14	P-E	B9.11	MF-2	6	0.562	901LS	IRI-1003	PT UT-45 DEG.	NDT-D-2 NDT-C-2	01-06-03	AUGMENTED TYPE 1A
592	IRI-1003-15	E-P	B9.11	MF-2	6	0.562	901LS	IRI-1003	PT UT-45 DEG.	NDT-D-2 NDT-C-2	01-06-03	AUGMENTED TYPE 1A
593	IRI-1003-17	P-E	B9.11	MF-2	6	0.562	901LS	IRI-1003	PT UT-45 DEG.	NDT-D-2 NDT-C-2	01-06-03	AUGMENTED TYPE 1A
594	IRI-1003-18	E-P	B9.11	MF-2	6	0.562	901LS	IRI-1003	PT UT-45 DEG.	NDT-D-2 NDT-C-2	01-06-03	AUGMENTED TYPE 1A
595	IRI-1003-19	P-E	B9.11	MF-2	6	0.562	901LS	IRI-1003	PT UT-45 DEG.	NDT-D-2 NDT-C-2	01-06-03	AUGMENTED TYPE 1A
596	IRI-1003-20	E-P	B9.11	MF-2	6	0.562	901LS	IRI-1003	PT UT-45 DEG.	NDT-D-2 NDT-C-2	01-06-03	AUGMENTED TYPE 1A
597	IRI-1003-22	P-E	B9.11	MF-2	6	0.562	901LS	IRI-1003	PT UT-45 DEG.	NDT-D-2 NDT-C-2	01-06-03	AUGMENTED TYPE 1A
598	IRI-1003-23	E-P	B9.11	MF-2	6	0.562	901LS	IRI-1003	PT UT-45 DEG.	NDT-D-2 NDT-C-2	01-06-03	AUGMENTED TYPE 1A
599	IRI-1003-24	P-E	B9.11	MF-2	6	0.562	901LS	IRI-1003	PT UT-45 DEG.	NDT-D-2 NDT-C-2	01-06-03	AUGMENTED TYPE 1A
600	IRI-1003-25	E-P	B9.11	MF-2	6	0.562	901LS	IRI-1003	PT UT-45 DEG.	NDT-D-2 NDT-C-2	01-06-03	AUGMENTED TYPE 1A

NO.	COMPONENT I.D. NO.	COMP. FIG.	ITEM NO.	WELD TYPE	NOM. PIPE SIZE	NOM. THK.	MATL. SPEC.	DWG. NO.	EXAM TYPE	PROC. NO.	CAL. STD. NO.	NOTES
601	IRI-1003-27	P-E	B9.11	MF-2	6	0.562	901LS	IRI-1003	PT UT-45 DEG.	NDT-D-2 NDT-C-2	01-06-03	AUGMENTED TYPE 1A
602	IRI-1003-28	E-P	B9.11	MF-2	6	0.562	901LS	IRI-1003	PT UT-45 DEG.	NDT-D-2 NDT-C-2	01-06-03	AUGMENTED TYPE 1A
603	IRI-1003-29	P-E	B9.11	MF-2	6	0.562	901LS	IRI-1003	PT UT-45 DEG.	NDT-D-2 NDT-C-2	01-06-03	AUGMENTED TYPE 1A
604	IRI-1003-30	E-P	B9.11	MF-2	6	0.562	901LS	IRI-1003	PT UT-45 DEG.	NDT-D-2 NDT-C-2	01-06-03	AUGMENTED TYPE 1A
605	IRI-1003-31	P-E	B9.11	MF-2	6	0.562	901LS	IRI-1003	PT UT-45 DEG.	NDT-D-2 NDT-C-2	01-06-03	AUGMENTED TYPE 1A
606	IRI-1003-32	E-P	B9.11	MF-2	6	0.562	901LS	IRI-1003	PT UT-45 DEG.	NDT-D-2 NDT-C-2	01-06-03	AUGMENTED TYPE 1A
607	IRI-1003-35	V-P	B9.11	MF-2	6	0.562	901LS	IRI-1003	PT UT-45 DEG.	NDT-D-2 NDT-C-2	01-06-03	
608	IRI-1003-38	P-V	B9.11	MF-2	6	0.562	901LS	IRI-1003	PT UT-45 DEG.	NDT-D-2 NDT-C-2	01-06-03	
609	IRI-1003-39	V-E	B9.11	MF-2	6	0.562	901LS	IRI-1003	PT UT-45 DEG.	NDT-D-2 NDT-C-2	01-06-03	
610	IRI-1003-40	E-T	B9.11	MF-2	6	0.562	901LS	IRI-1003	PT UT-45 DEG.	NDT-D-2 NDT-C-2	01-06-03	
611	IRR-1001-01	P-CR	B9.11	GE-1	24	1.218	SA-358	IRR-1001	PT UT-45 DEG.	NDT-D-2 NDT-C-2	01-24-01	SEE RELIEF REQUEST CR-01

NO.	COMPONENT I.D. NO.	COMP. FIG.	ITEM NO.	WELD TYPE	NOM. PIPE SIZE	NOM. THK.	MATL. SPEC.	DWG. NO.	EXAM TYPE	PROC. NO.	CAL. STD. NO.	NOTES
612	IRR-1001-01LD	LS	B9.12	GR-1	24	1.218	SA-358	IRR-1001	PT UT-45 DEG.	NDT-D-2 NDT-C-2	01-24-01	SEE RELIEF REQUEST CR-15
613	IRR-1001-02	CR-P	B9.11	GE-1	16	1.031	SA-312	IRR-1001	PT UT-45 DEG.	NDT-D-2 NDT-C-2	01-12-06	SEE RELIEF REQUEST CR-04 CATAGORY 'B' IGSCC
614	IRR-1001-02LD	LS	B9.12	GR-1	16	1.031	SA-312	IRR-1001	PT UT-45 DEG.	NDT-D-2 NDT-C-2	01-12-06	SEE RELIEF REQUEST CR-15
615	IRR-1001-03	P-SW	B9.31	SW-2	16	1.031	SA-312	IRR-1001	PT UT-45 DEG.	NDT-D-2 NDT-C-2	01-12-06	SEE RELIEF REQUEST CR-04 CATAGORY 'A' IGSCC
616	IRR-1001-04	P-SW	B9.31	SW-2	16	1.031	SA-312	IRR-1001	PT UT-45 DEG.	NDT-D-2 NDT-C-2	01-12-06	SEE RELIEF REQUEST CR-04 CATAGORY 'A' IGSCC
617	IRR-1001-05	P-C	B9.11	GE-1	16	1.031	SA-312	IRR-1001	PT UT-45 DEG.	NDT-D-2 NDT-C-2	01-12-06	SEE RELIEF REQUEST CR-04 CATAGORY 'B' IGSCC
618	IRR-1001-05LU	LS	B9.12	GR-1	16	1.031	SA-312	IRR-1001	PT UT-45 DEG.	NDT-D-2 NDT-C-2	01-12-06	SEE RELIEF REQUEST CR-15
619	IRR-1001-06	CR-P	B9.11	[illegible]	16	1.031	SA-312	IRR-1001	PT UT-45 DEG.	NDT-D-2 NDT-C-2	01-12-06	SEE RELIEF REQUEST CR-04 CATAGORY 'B' IGSCC
620	IRR-1001-06LD	LS	B9.12	GR-1	16	1.031	SA-312	IRR-1001	PT UT-45 DEG.	NDT-D-2 NDT-C-2	01-12-06	SEE RELIEF REQUEST CR-15
621	IRR-1001-07	P-SW	B9.31	SW-2	16	1.031	SA-312	IRR-1001	PT UT-45 DEG.	NDT-D-2 NDT-C-2	01-12-06	SEE RELIEF REQUEST CR-04 CATAGORY 'A' IGSCC
622	IRR-1001-08	P-SW	B9.31	SW-2	16	1.031	SA-312	IRR-1001	PT UT-45 DEG.	NDT-D-2 NDT-C-2	01-12-06	SEE RELIEF REQUEST CR-04 CATAGORY 'A' IGSCC

NO.	COMPONENT I.D. NO.	COMP. FIG.	ITEM NO.	WELD TYPE	NOM. PIPE SIZE	NOM. THK.	MATL. SPEC.	DRG. NO.	EXAM TYPE	PROC. NO.	CAL. STD. NO.	NOTES
623	IRR-1001-09	P-C	B9.11	GE-1	16	1.031	SA-312	IRR-1001	PT UT-45 DEG.	NDT-D-2 NDT-C-2	01-12-06	SEE RELIEF REQUEST CR-04 CATAGORY 'B' IGSCC
624	IRR-1001-09LU	LS	B9.12	GR-1	16	1.031	SA-312	IRR-1001	PT UT-45 DEG.	NDT-D-2 NDT-C-2	01-12-06	SEE RELIEF REQUEST CR-15
625	IRR-1001-10	S-P	B9.11	GE-1	12	0.688	SA-358	IRR-1001	PT UT-45 DEG.	NDT-D-2 NDT-C-2	01-12-07	SEE RELIEF REQUEST CR-04 CATAGORY 'B' IGSCC
626	IRR-1001-10B	P-P	B9.11	GE-1	12	0.688	SA-358	IRR-1001	PT UT-45 DEG.	NDT-D-2 NDT-C-2	01-12-07	SEE RELIEF REQUEST CR-04 CATAGORY 'B' IGSCC
627	IRR-1001-10BLD	LS	B9.12	GR-1	12	0.688	SA-358	IRR-1001	PT UT-45 DEG.	NDT-D-2 NDT-C-2	01-12-07	SEE RELIEF REQUEST CR-15
628	IRR-1001-10LD	LS	B9.12	GR-1	12	0.688	SA-358	IRR-1001	PT UT-45 DEG.	NDT-D-2 NDT-C-2	01-12-07	SEE RELIEF REQUEST CR-15
629	IRR-1001-11	P-E	B9.11	GE-1	12	0.688	SA-358	IRR-1001	PT UT-45 DEG.	NDT-D-2 NDT-C-2	01-12-07	SEE RELIEF REQUEST CR-04 CATAGORY 'A' IGSCC
630	IRR-1001-11ALD	IALS	B9.12	GR-1	12	0.688	SA-358	IRR-1001	PT UT-45 DEG.	NDT-D-2 NDT-C-2	01-12-07	SEE RELIEF REQUEST CR-15
631	IRR-1001-11BLD	OALS	B9.12	GR-1	12	0.688	SA-358	IRR-1001	PT UT-45 DEG.	NDT-D-2 NDT-C-2	01-12-07	SEE RELIEF REQUEST CR-15
632	IRR-1001-11LU	LS	B9.12	GR-1	12	0.688	SA-358	IRR-1001	PT UT-45 DEG.	NDT-D-2 NDT-C-2	01-12-07	SEE RELIEF REQUEST CR-15
633	IRR-1001-12	E-P	B9.11	GE-1	12	0.688	SA-358	IRR-1001	PT UT-45 DEG.	NDT-D-2 NDT-C-2	01-12-07	SEE RELIEF REQUEST CR-04 CATAGORY 'A' IGSCC

NO.	COMPONENT I.D. NO.	COMP. FIG.	ITEM NO.	WELD TYPE	NOM. PIPE SIZE	NOM. THK.	MATL. SPEC.	DWG. NO.	EXAM TYPE	PROC. NO.	CAL. STD. NO.	NOTES
634	IRR-1001-12ALU	IALS	B9.12	GR-1	12	0.688	SA-358	IRR-1001	PT UT-45 DEG.	NDT-D-2 NDT-C-2	01-12-07	SEE RELIEF REQUEST CR-15
635	IRR-1001-12BLU	OALS	B9.12	GR-1	12	0.688	SA-358	IRR-1001	PT UT-45 DEG.	NDT-D-2 NDT-C-2	01-12-07	SEE RELIEF REQUEST CR-15
636	IRR-1001-12LD	LS	B9.12	GR-1	12	0.688	SA-358	IRR-1001	PT UT-45 DEG.	NDT-D-2 NDT-C-2	01-12-07	SEE RELIEF REQUEST CR-15
637	IRR-1001-13	P-SE	B9.11	GE-3	12	0.688/ .935	SA-358/ SA-182	IRR-1001	PT UT-45 DEG. UT-45 DEG.	NDT-D-2 NDT-C-2 NDT-C-2	01-12-07 01-12-09	SEE RELIEF REQUEST CR-04 CATAGORY 'B' IGSCC
638	IRR-1001-13LU	LS	B9.12	GR-1	12	0.688	SA-358	IRR-1001	PT UT-45 DEG.	NDT-D-2 NDT-C-2	01-12-07	SEE RELIEF REQUEST CR-15
639	IRR-1001-14	S-P	B9.11	GE-1	12	0.688	SA-358	IRR-1001	PT UT-45 DEG.	NDT-D-2 NDT-C-2	01-12-07	SEE RELIEF REQUEST CR-04 CATAGORY 'B' IGSCC
640	IRR-1001-14A	P-P	B9.11	GE-1	12	0.688	SA-358	IRR-1001	PT UT-45 DEG.	NDT-D-2 NDT-C-2	01-12-07	SEE RELIEF REQUEST CR-04 CATAGORY 'B' IGSCC
641	IRR-1001-14ALD	LS	B9.12	GR-1	12	0.688	SA-358	IRR-1001	PT UT-45 DEG.	NDT-D-2 NDT-C-2	01-12-07	SEE RELIEF REQUEST CR-15
642	IRR-1001-14LD	LS	B9.12	GR-1	12	0.688	SA-358	IRR-1001	PT UT-45 DEG.	NDT-D-2 NDT-C-2	01-12-07	SEE RELIEF REQUEST CR-15
643	IRR-1001-15	P-E	B9.11	GE-1	12	0.688	SA-358	IRR-1001	PT UT-45 DEG.	NDT-D-2 NDT-C-2	01-12-07	SEE RELIEF REQUEST CR-04 CATAGORY 'A' IGSCC
644	IRR-1001-15ALD	IALS	B9.12	GR-1	12	0.688	SA-358	IRR-1001	PT UT-45 DEG.	NDT-D-2 NDT-C-2	01-12-07	SEE RELIEF REQUEST CR-15

NO.	COMPONENT I.D. NO.	COMP. FIG.	ITEM NO.	WELD TYPE	NOM. PIPE SIZE	NOM. THK.	MATL. SPEC.	DWG. NO.	EXAM TYPE	PROC. NO.	CAL. STD. NO.	NOTES
645	IRR-1001-15BLD	OALS	B9.12	GR-1	12	0.688	SA-358	IRR-1001	PT UT-45 DEG.	NDT-D-2 NDT-C-2	01-12-07	SEE RELIEF REQUEST CR-15
646	IRR-1001-15LU	LS	B9.12	GR-1	12	0.688	SA-358	IRR-1001	PT UT-45 DEG.	NDT-D-2 NDT-C-2	01-12-07	SEE RELIEF REQUEST CR-15
647	IRR-1001-16	E-P	B9.11	GE-1	12	0.688	SA-358	IRR-1001	PT UT-45 DEG.	NDT-D-2 NDT-C-2	01-12-07	SEE RELIEF REQUEST CR-04 CATAGORY 'A' IGSCC
648	IRR-1001-16ALU	IALS	B9.12	GR-1	12	0.688	SA-358	IRR-1001	PT UT-45 DEG.	NDT-D-2 NDT-C-2	01-12-07	SEE RELIEF REQUEST CR-15
649	IRR-1001-16BLU	OALS	B9.12	GR-1	12	0.688	SA-358	IRR-1001	PT UT-45 DEG.	NDT-D-2 NDT-C-2	01-12-07	SEE RELIEF REQUEST CR-15
650	IRR-1001-16LD	LS	B9.12	GR-1	12	0.688	SA-358	IRR-1001	PT UT-45 DEG.	NDT-D-2 NDT-C-2	01-12-07	SEE RELIEF REQUEST CR-15
651	IRR-1001-17	P-SE	B9.11	GE-3	12	0.688/ .935	SA-358/ SA-312	IRR-1001	PT UT-45 DEG. UT-45 DEG.	NDT-D-2 NDT-C-2 NDT-C-2	01-12-07 01-12-09	SEE RELIEF REQUEST CR-04 CATAGORY 'B' IGSCC
652	IRR-1001-17LU	LS	B9.12	GR-1	12	0.688	SA-358	IRR-1001	PT UT-45 DEG.	NDT-D-2 NDT-C-2	01-12-07	SEE RELIEF REQUEST CR-15
653	IRR-1001-18	CR-R	B9.11	GE-1	24	1.531	SA-182	IRR-1001	PT UT-45 DEG.	NDT-D-2 NDT-C-2	01-24-07	SEE RELIEF REQUEST CR-04 CATAGORY 'B' IGSCC
654	IRR-1001-19	R-P	B9.11	GE-1	12	0.688	SA-358	IRR-1001	PT UT-45 DEG.	NDT-D-2 NDT-C-2	01-12-07	SEE RELIEF REQUEST CR-04 CATAGORY 'B' IGSCC
655	IRR-1001-19A	P-P	B9.11	GE-1	12	0.688	SA-358	IRR-1001	PT UT-45 DEG.	NDT-D-2 NDT-C-2	01-12-07	SEE RELIEF REQUEST CR-04 CATAGORY 'B' IGSCC

NO.	COMPONENT I.D. NO.	COMP. FIG.	ITEM NO.	WELD TYPE	NOM. PIPE SIZE	NOM. THK.	MATL. SPEC.	DWG. NO.	EXAM TYPE	PROC. NO.	CAL. STD. NO.	NOTES
656	IRR-1001-19ALD	LS	B9.12	GR-1	12	0.688	SA-358	IRR-1001	PT UT-45 DEG.	NDT-D-2 NDT-C-2	01-12-07	SEE RELIEF REQUEST CR-15
657	IRR-1001-19LD	LS	B9.12	GR-1	12	0.688	SA-358	IRR-1001	PT UT-45 DEG.	NDT-D-2 NDT-C-2	01-12-07	SEE RELIEF REQUEST CR-15
658	IRR-1001-20	P-E	B9.11	GE-1	12	0.688	SA-358	IRR-1001	PT UT-45 DEG.	NDT-D-2 NDT-C-2	01-12-07	SEE RELIEF REQUEST CR-04 CATAGORY 'A' IGSCC
659	IRR-1001-20ALD	IALS	B9.12	GR-1	12	0.688	SA-358	IRR-1001	PT UT-45 DEG.	NDT-D-2 NDT-C-2	01-12-07	SEE RELIEF REQUEST CR-15
660	IRR-1001-20BLD	OALS	B9.12	GR-1	12	0.688	SA-358	IRR-1001	PT UT-45 DEG.	NDT-D-2 NDT-C-2	01-12-07	SEE RELIEF REQUEST CR-15
661	IRR-1001-20LU	LS	B9.12	GR-1	12	0.688	SA-358	IRR-1001	PT UT-45 DEG.	NDT-D-2 NDT-C-2	01-12-07	SEE RELIEF REQUEST CR-15
662	IRR-1001-21	E-P	B9.11	GE-1	12	0.688	SA-358	IRR-1001	PT UT-45 DEG.	NDT-D-2 NDT-C-2	01-12-07	SEE RELIEF REQUEST CR-04 CATAGORY 'A' IGSCC
663	IRR-1001-21ALU	IALS	B9.12	GR-1	12	0.688	SA-358	IRR-1001	PT UT-45 DEG.	NDT-D-2 NDT-C-2	01-12-07	SEE RELIEF REQUEST CR-15
664	IRR-1001-21BLU	OALS	B9.12	GR-1	12	0.688	SA-358	IRR-1001	PT UT-45 DEG.	NDT-D-2 NDT-C-2	01-12-07	SEE RELIEF REQUEST CR-15
665	IRR-1001-21LD	LS	B9.12	GR-1	12	0.688	SA-358	IRR-1001	PT UT-45 DEG.	NDT-D-2 NDT-C-2	01-12-07	SEE RELIEF REQUEST CR-15
666	IRR-1001-22	P-SE	B9.11	GE-3	12	0.688/ .935	SA-358/ SA-312	IRR-1001	PT UT-45 DEG. UT-45 DEG.	NDT-D-2 NDT-C-2 NDT-C-2	01-12-07 01-12-09	SEE RELIEF REQUEST CR-04 CATAGORY 'B' IGSCC

NO.	COMPONENT I.D. NO.	COMP. FIG.	ITEM NO.	WELD TYPE	NOM. PIPE SIZE	NOM. THK.	MATL. SPEC.	DWG. NO.	EXAM TYPE	PROC. NO.	CAL. STD. NO.	NOTES
667	IRR-1001-22LU	LS	B9.12	GR-1	12	0.688	SA-358	IRR-1001	PT UT-45 DEG.	NDT-D-2 NDT-C-2	01-12-07	SEE RELIEF REQUEST CR-15
668	IRR-1001-23	S-P	B9.11	GE-1	12	0.688	SA-358	IRR-1001	PT UT-45 DEG.	NDT-D-2 NDT-C-2	01-12-07	SEE RELIEF REQUEST CR-04 CATAGORY 'B' IGSCC
669	IRR-1001-23B	P-P	B9.11	GE-1	12	0.688	SA-358	IRR-1001	PT UT-45 DEG.	NDT-D-2 NDT-C-2	01-12-07	SEE RELIEF REQUEST CR-04 CATAGORY 'B' IGSCC
670	IRR-1001-23BLD	LS	B9.12	GR-1	12	0.688	SA-358	IRR-1001	PT UT-45 DEG.	NDT-D-2 NDT-C-2	01-12-07	SEE RELIEF REQUEST CR-15
671	IRR-1001-23LD	LS	B9.12	GR-1	12	0.688	SA-358	IRR-1001	PT UT-45 DEG.	NDT-D-2 NDT-C-2	01-12-07	SEE RELIEF REQUEST CR-15
672	IRR-1001-24	P-E	B9.11	GE-1	12	0.688	SA-358	IRR-1001	PT UT-45 DEG.	NDT-D-2 NDT-C-2	01-12-07	SEE RELIEF REQUEST CR-04 CATAGORY 'A' IGSCC
673	IRR-1001-24ALD	IALS	B9.12	GR-1	12	0.688	SA-358	IRR-1001	PT UT-45 DEG.	NDT-D-2 NDT-C-2	01-12-07	SEE RELIEF REQUEST CR-15
674	IRR-1001-24BLD	OALS	B9.12	GR-1	12	0.688	SA-358	IRR-1001	PT UT-45 DEG.	NDT-D-2 NDT-C-2	01-12-07	SEE RELIEF REQUEST CR-15
675	IRR-1001-24LU	LS	B9.12	GR-1	12	0.688	SA-358	IRR-1001	PT UT-45 DEG.	NDT-D-2 NDT-C-2	01-12-07	SEE RELIEF REQUEST CR-15
676	IRR-1001-25	E-P	B9.11	GE-1	12	0.688	SA-358	IRR-1001	PT UT-45 DEG.	NDT-D-2 NDT-C-2	01-12-07	SEE RELIEF REQUEST CR-04 CATAGORY 'A' IGSCC
677	IRR-1001-25ALU	IALS	B9.12	GR-1	12	0.688	SA-358	IRR-1001	PT UT-45 DEG.	NDT-D-2 NDT-C-2	01-12-07	SEE RELIEF REQUEST CR-15

NO.	COMPONENT I.D. NO.	COMP. FIG.	ITEM NO.	WELD TYPE	NOM. PIPE SIZE	NOM. THK.	MATL. SPEC.	DWG. NO.	EXAM TYPE	PROC. NO.	CAL. STD. NO.	NOTES
678	IRR-1001-25BLU	OALS	B9.12	GR-1	12	0.688	SA-358	IRR-1001	PT UT-45 DEG.	NDT-D-2 NDT-C-2	01-12-07	SEE RELIEF REQUEST CR-15
679	IRR-1001-25LD	LS	B9.12	GR-1	12	0.688	SA-358	IRR-1001	PT UT-45 DEG.	NDT-D-2 NDT-C-2	01-12-07	SEE RELIEF REQUEST CR-15
680	IRR-1001-26	P-SE	B9.11	GE-1	12	0.688/ .935	SA-358/ SA-312	IRR-1001	PT UT-45 DEG. UT-45 DEG.	NDT-D-2 NDT-C-2 NDT-C-2	01-12-07 01-12-09	SEE RELIEF REQUEST CR-04 CATAGORY 'B' IGSCC
681	IRR-1001-26LU	LS	B9.12	GR-1	12	0.688	SA-358	IRR-1001	PT UT-45 DEG.	NDT-D-2 NDT-C-2	01-12-07	SEE RELIEF REQUEST CR-15
682	IRR-1001-27	S-P	B9.11	GE-1	12	0.688	SA-358	IRR-1001	PT UT-45 DEG.	NDT-D-2 NDT-C-2	01-12-07	SEE RELIEF REQUEST CR-04 CATAGORY 'B' IGSCC
683	IRR-1001-27B	P-P	B9.11	GE-1	12	0.688	SA-358	IRR-1001	PT UT-45 DEG.	NDT-D-2 NDT-C-2	01-12-07	SEE RELIEF REQUEST CR-04 CATAGORY 'B' IGSCC
684	IRR-1001-27BLD	LS	B9.12	GR-1	12	0.688	SA-358	IRR-1001	PT UT-45 DEG.	NDT-D-2 NDT-C-2	01-12-07	SEE RELIEF REQUEST CR-15
685	IRR-1001-27BLU	LS	B9.12	GR-1	12	0.688	SA-358	IRR-1001	PT UT-45 DEG.	NDT-D-2 NDT-C-2	01-12-07	SEE RELIEF REQUEST CR-15
686	IRR-1001-27LD	LS	B9.12	GR-1	12	0.688	SA-358	IRR-1001	PT UT-45 DEG.	NDT-D-2 NDT-C-2	01-12-07	SEE RELIEF REQUEST CR-15
687	IRR-1001-28	P-E	B9.11	GE-1	12	0.688	SA-358	IRR-1001	PT UT-45 DEG.	NDT-D-2 NDT-C-2	01-12-07	SEE RELIEF REQUEST CR-04 CATAGORY 'A' IGSCC
688	IRR-1001-28ALD	IALS	B9.12	GR-1	12	0.688	SA-358	IRR-1001	PT UT-45 DEG.	NDT-D-2 NDT-C-2	01-12-07	SEE RELIEF REQUEST CR-15

NO.	COMPONENT I.D. NO.	COMP. FIG.	ITEM NO.	WELD TYPE	NOM. PIPE SIZE	NOM. THK.	MATL. SPEC.	DWG. NO.	EXAM TYPE	PROC. NO.	CAL. STD. NO.	NOTES
689	IRR-1001-28BLD	OALS	B9.12	GR-1	12	0.688	SA-358	IRR-1001	PT UT-45 DEG.	NDT-D-2 NDT-C-2	01-12-07	SEE RELIEF REQUEST CR-15
690	IRR-1001-28LU	LS	B9.12	GR-1	12	0.688	SA-358	IRR-1001	PT UT-45 DEG.	NDT-D-2 NDT-C-2	01-12-07	SEE RELIEF REQUEST CR-15
691	IRR-1001-29	E-P	B9.11	GE-1	12	0.688	SA-358	IRR-1001	PT UT-45 DEG.	NDT-D-2 NDT-C-2	01-12-07	SEE RELIEF REQUEST CR-04 CATAGORY 'A' IGSCC
692	IRR-1001-29ALU	IALS	B9.12	GR-1	12	0.688	SA-358	IRR-1001	PT UT-45 DEG.	NDT-D-2 NDT-C-2	01-12-07	SEE RELIEF REQUEST CR-15
693	IRR-1001-29BLU	OALS	B9.12	GR-1	12	0.688	SA-358	IRR-1001	PT UT-45 DEG.	NDT-D-2 NDT-C-2	01-12-07	SEE RELIEF REQUEST CR-15
694	IRR-1001-29LD	LS	B9.12	GR-1	12	0.688	SA-358	IRR-1001	PT UT-45 DEG.	NDT-D-2 NDT-C-2	01-12-07	SEE RELIEF REQUEST CR-15
695	IRR-1001-30	P-SE	B9.11	GE-3	12	0.686/ 0.935	SA-358/ SA-312	IRR-1001	PT UT-45 DEG. UT-45 DEG.	NDT-D-2 NDT-C-2 NDT-C-2	01-12-07 01-12-09	SEE RELIEF REQUEST CR-04 CATAGORY 'B' IGSCC
696	IRR-1001-30LU	LS	B9.12	GR-1	12	0.688	SA-358	IRR-1001	PT UT-45 DEG.	NDT-D-2 NDT-C-2	01-12-07	SEE RELIEF REQUEST CR-15
697	IRR-1002-01	PU-P	B9.11	GE-2	24	1.218	SA-358	IRR-1002	PT UT-45 DEG.	NDT-D-2 NDT-C-2	01-24-01	SEE RELIEF REQUEST CR-04 CATAGORY 'B' IGSCC
698	IRR-1002-01LD	LS	B9.12	GR-1	24	1.218	SA-358	IRR-1002	PT UT-45 DEG.	NDT-D-2 NDT-C-2	01-24-01	SEE RELIEF REQUEST CR-15
699	IRR-1002-03	P-F	B9.11	GE-1	4	0.337	SA-376	IRR-1002	PT UT-45 DEG.	NDT-D-2 NDT-C-2	01-04-05	SEE RELIEF REQUEST CR-04 CATAGORY 'A' IGSCC

NO.	COMPONENT I.D. NO.	COMP. FIG.	ITEM NO.	WELD TYPE	NOM. PIPE SIZE	NOM. THK.	MATL. SPEC.	DRG. NO.	EXAM TYPE	PROC. NO.	CAL. STD. NO.	NOTES
700	IRR-1002-04	W-P	B9.11	GE-1	4	0.337	SA-376	IRR-1002	PT UT-45 DEG.	NDT-D-2 NDT-C-2	01-04-05	SEE RELIEF REQUEST CR-04 CATAGORY 'A' IGSCC
701	IRR-1002-05	P-W	B9.31	GE-1	24	1.218	SA-358	IRR-1002	PT UT-0 DEG. UT-45 DEG.	NDT-D-2 NDT-C-2	01-24-01	SEE RELIEF REQUEST CR-04 CATAGORY 'A' IGSCC
702	IRR-1002-07	P-V	B9.11	GE-1	24	1.218	SA-358	IRR-1002	PT UT-45 DEG.	NDT-D-2 NDT-C-2	01-24-01	SEE RELIEF REQUEST CR-04 CATAGORY 'B' IGSCC
703	IRR-1002-07LU	LS	B9.12	GR-1	24	1.218	SA-358	IRR-1002	PT UT-45 DEG.	NDT-D-2 NDT-C-2	01-24-01	SEE RELIEF REQUEST CR-15
704	IRR-1002-08	V-P	B9.11	GE-1	24	1.218	SA-358	IRR-1002	PT UT-45 DEG.	NDT-D-2 NDT-C-2	01-24-01	SEE RELIEF REQUEST CR-04 CATAGORY 'B' IGSCC
705	IRR-1002-08LD	LS	B9.12	GR-1	24	1.218	SA-358	IRR-1002	PT UT-45 DEG.	NDT-D-2 NDT-C-2	01-24-01	SEE RELIEF REQUEST CR-15
706	IRR-1002-09	P-E	B9.11	GE-1	24	1.218	SA-358	IRR-1002	PT UT-45 DEG.	NDT-D-2 NDT-C-2	01-24-01	SEE RELIEF REQUEST CR-04 CATAGORY 'B' IGSCC
707	IRR-1002-09ALD	IALS	B9.12	GR-1	24	1.531	SA-182	IRR-1002	PT UT-45 DEG.	NDT-D-2 NDT-C-2	01-24-07	SEE RELIEF REQUEST CR-15
708	IRR-1002-09BLD	OALS	B9.12	GR-1	24	1.531	SA-182	IRR-1002	PT UT-45 DEG.	NDT-D-2 NDT-C-2	01-24-07	SEE RELIEF REQUEST CR-15
709	IRR-1002-09LU	LS	B9.12	GR-1	24	1.218	SA-358	IRR-1002	PT UT-45 DEG.	NDT-D-2 NDT-C-2	01-24-01	SEE RELIEF REQUEST CR-15
710	IRR-1002-10	E-P	B9.11	GE-1	24	1.218	SA-358	IRR-1002	PT UT-45 DEG.	NDT-D-2 NDT-C-2	01-24-01	SEE RELIEF REQUEST CR-04 CATAGORY 'B' IGSCC

NO.	COMPONENT I.D. NO.	COMP. FIG.	ITEM NO.	WELD TYPE	NOM. PIPE SIZE	NOM. THK.	MATL. SPEC.	DWG. NO.	EXAM TYPE	PROC. NO.	CAL. STD. NO.	NOTES
711	IRR-1002-10ALU	IALS	B9.12	GR-1	24	1.531	SA-182	IRR-1002	PT UT-45 DEG.	NDT-D-2 NDT-C-2	01-24-07	SEE RELIEF REQUEST CR-15
712	IRR-1002-10BLU	OALS	B9.12	GR-1	24	1.531	SA-182	IRR-1002	PT UT-45 DEG.	NDT-D-2 NDT-C-2	01-24-07	SEE RELIEF REQUEST CR-15
713	IRR-1002-10LD	LS	B9.12	GR-1	24	1.218	SA-358	IRR-1002	PT UT-45 DEG.	NDT-D-2 NDT-C-2	01-24-01	SEE RELIEF REQUEST CR-15
714	IRR-1002-11	P-V	B9.11	GE-1	24	1.218	SA-358	IRR-1002	PT UT-45 DEG.	NDT-D-2 NDT-C-2	01-24-01	SEE RELIEF REQUEST CR-04 CATAGORY 'B' IGSCC
715	IRR-1002-11LU	LS	B9.12	GR-1	24	1.218	SA-358	IRR-1002	PT UT-45 DEG.	NDT-D-2 NDT-C-2	01-24-01	SEE RELIEF REQUEST CR-15
716	IRR-1002-12	V-E	B9.11	GE-1	24	1.531	SA-182	IRR-1002	PT UT-45 DEG.	NDT-D-2 NDT-C-2	01-24-07	SEE RELIEF REQUEST CR-04 CATAGORY 'B' IGSCC
717	IRR-1002-12ALD	IALS	B9.12	GR-1	24	1.531	SA-182	IRR-1002	PT UT-45 DEG.	NDT-D-2 NDT-C-2	01-24-07	SEE RELIEF REQUEST CR-15
718	IRR-1002-12BLD	OALS	B9.12	GR-1	24	1.531	SA-182	IRR-1002	PT UT-45 DEG.	NDT-D-2 NDT-C-2	01-24-07	SEE RELIEF REQUEST CR-15
719	IRR-1002-13	E-P	B9.11	GE-1	24	1.218	SA-358	IRR-1002	PT UT-45 DEG.	NDT-D-2 NDT-C-2	01-24-01	SEE RELIEF REQUEST CR-04 CATAGORY 'A' IGSCC
720	IRR-1002-13ALU	LS	B9.12	GR-1	24	1.531	SA-182	IRR-1002	PT UT-45 DEG.	NDT-D-2 NDT-C-2	01-24-07	SEE RELIEF REQUEST CR-15
721	IRR-1002-13BLU	LS	B9.12	GR-1	24	1.531	SA-182	IRR-1002	PT UT-45 DEG.	NDT-D-2 NDT-C-2	01-24-07	SEE RELIEF REQUEST CR-15

NO.	COMPONENT I.D. NO.	COMP. FIG.	ITEM NO.	WELD TYPE	NOM. PIPE SIZE	NOM. THK.	MATL. SPEC.	DWG. NO.	EXAM TYPE	PROC. NO.	CAL. STD. NO.	NOTES
722	IRR-1002-13LD	LS	B9.12	GR-1	24	1.218	SA-358	IRR-1002	PT UT-45 DEG.	NDT-D-2 NDT-C-2	01-24-01	SEE RELIEF REQUEST CR-15
723	IRR-1002-14	P-P	B9.11	GE-1	24	1.218	SA-358	IRR-1002	PT UT-45 DEG.	NDT-D-2 NDT-C-2	01-24-01	SEE RELIEF REQUEST CR-04 CATAGORY 'A' IGSCC
724	IRR-1002-14LD	LS	B9.12	GR-1	24	1.218	SA-358	IRR-1002	PT UT-45 DEG.	NDT-D-2 NDT-C-2	01-24-01	SEE RELIEF REQUEST CR-15
725	IRR-1002-14LU	LS	B9.12	GR-1	24	1.218	SA-358	IRR-1002	PT UT-45 DEG.	NDT-D-2 NDT-C-2	01-24-01	SEE RELIEF REQUEST CR-15
726	IRR-1002-15	P-W	B9.31	GE-1	24	1.218	SA-358	IRR-1002	PT UT-45 DEG.	NDT-D-2 NDT-C-2	01-24-01	SEE RELIEF REQUEST CR-04 CATAGORY 'A' IGSCC
727	IRR-1002-16	P-P	B9.11	GE-1	24	1.218	SA-358	IRR-1002	PT UT-45 DEG.	NDT-D-2 NDT-C-2	01-24-01	SEE RELIEF REQUEST CR-04 CATAGORY 'A' IGSCC
728	IRR-1002-16LD	LS	B9.12	GR-1	24	1.218	SA-358	IRR-1002	PT UT-45 DEG.	NDT-D-2 NDT-C-2	01-24-01	SEE RELIEF REQUEST CR-15
729	IRR-1002-16LU	LS	B9.12	GR-1	24	1.218	SA-358	IRR-1002	PT UT-45 DEG.	NDT-D-2 NDT-C-2	01-24-01	SEE RELIEF REQUEST CR-15
730	IRR-1003-01	SE-P	B9.11	GE-3	24	0.969	SA-358	IRR-1003	PT UT-45 DEG.	NDT-D-2 NDT-C-2	01-24-08	SEE RELIEF REQUEST CR-04 CATAGORY 'B' IGSCC
731	IRR-1003-01LD	LS	B9.12	GR-1	24	0.969	SA-358	IRR-1003	PT UT-45 DEG.	NDT-D-2 NDT-C-2	01-24-08	SEE RELIEF REQUEST CR-15
732	IRR-1003-02	P-E	B9.11	GE-1	24	0.969	SA-358	IRR-1003	PT UT-45 DEG.	NDT-D-2 NDT-C-2	01-24-08	SEE RELIEF REQUEST CR-04 CATAGORY 'B' IGSCC

NO.	COMPONENT I.D. NO.	COMP. FIG.	ITEM NO.	WELD TYPE	NOM. PIPE SIZE	NOM. THK.	MATL. SPEC.	DWG. NO.	EXAM TYPE	PROC. NO.	CAL. STD. NO.	NOTES
733	IRR-1003-02ALD	IALS	B9.12	GR-1	24	1.531	SA-182	IRR-1003	PT UT-45 DEG.	NDT-D-2 NDT-C-2	01-24-07	SEE RELIEF REQUEST CR-15
734	IRR-1003-02BLD	OALS	B9.12	GR-1	24	1.531	SA-182	IRR-1003	PT UT-45 DEG.	NDT-D-2 NDT-C-2	01-24-07	SEE RELIEF REQUEST CR-15
735	IRR-1003-02LU	LS	B9.12	GR-1	24	0.969	SA-358	IRR-1003	PT UT-45 DEG.	NDT-D-2 NDT-C-2	01-24-08	SEE RELIEF REQUEST CR-15
736	IRR-1003-03	E-P	B9.11	GE-1	24	0.969	SA-358	IRR-1003	PT UT-45 DEG.	NDT-D-2 NDT-C-2	01-24-08	SEE RELIEF REQUEST CR-04 CATAGORY 'B' IGSCC
737	IRR-1003-03ALU	IALS	B9.12	GR-1	24	1.531	SA-182	IRR-1003	PT UT-45 DEG.	NDT-D-2 NDT-C-2	01-24-07	SEE RELIEF REQUEST CR-15
738	IRR-1003-03BLU	OALS	B9.12	GR-1	24	1.531	SA-182	IRR-1003	PT UT-45 DEG.	NDT-D-2 NDT-C-2	01-24-07	SEE RELIEF REQUEST CR-15
739	IRR-1003-03LD	[illegible]	B9.12	GR-1	24	0.969	SA-358	IRR-1003	PT UT-45 DEG.	NDT-D-2 NDT-C-2	01-24-08	SEE RELIEF REQUEST CR-15
740	IRR-1003-04	P-P	B9.11	GE-1	24	0.969	SA-358	IRR-1003	PT UT-45 DEG.	NDT-D-2 NDT-C-2	01-24-08	SEE RELIEF REQUEST CR-04 CATAGORY 'B' IGSCC
741	IRR-1003-04LD	LS	B9.12	GR-1	24	0.969	SA-358	IRR-1003	PT UT-45 DEG.	NDT-D-2 NDT-C-2	01-24-08	SEE RELIEF REQUEST CR-15
742	IRR-1003-04LU	LS	B9.12	GR-1	24	0.969	SA-358	IRR-1003	PT UT-45 DEG.	NDT-D-2 NDT-C-2	01-24-08	SEE RELIEF REQUEST CR-15
743	IRR-1003-06	P-T	B9.11	GE-1	24	0.969	SA-358	IRR-1003	PT UT-45 DEG.	NDT-D-2 NDT-C-2	01-24-08	SEE RELIEF REQUEST CR-04 CATAGORY 'B' IGSCC

NO.	COMPONENT I.D. NO.	COMP. FIG.	ITEM NO.	WELD TYPE	NOM. PIPE SIZE	NOM. THK.	MATL. SPEC.	DWG. NO.	EXAM TYPE	PROC. NO.	CAL. STD. NO.	NOTES
744	IRR-1003-06ALD	LS	B9.12	GR-1	24	1.531	SA-182	IRR-1003	PT UT-45 DEG.	NDT-D-2 NDT-C-2	01-24-07	SEE RELIEF REQUEST CR-15
745	IRR-1003-06BLD	LS	B9.12	GR-1	24	1.531	SA-182	IRR-1003	PT UT-45 DEG.	NDT-D-2 NDT-C-2	01-24-07	SEE RELIEF REQUEST CR-15
746	IRR-1003-06LU	LS	B9.12	GR-1	24	0.969	SA-358	IRR-1003	PT UT-45 DEG.	NDT-D-2 NDT-C-2	01-24-08	SEE RELIEF REQUEST CR-15
747	IRR-1003-08	T-P	B9.11	GE-1	24	0.969	SA-358	IRR-1003	PT UT-45 DEG.	NDT-D-2 NDT-C-2	01-24-08	SEE RELIEF REQUEST CR-04 CATAGORY 'B' IGSCC
748	IRR-1003-08ALU	LS	B9.12	GR-1	24	1.531	SA-182	IRR-1003	PT UT-45 DEG.	NDT-D-2 NDT-C-2	01-24-07	SEE RELIEF REQUEST CR-15
749	IRR-1003-08BLU	LS	B9.12	GR-1	24	1.531	SA-182	IRR-1003	PT UT-45 DEG.	NDT-D-2 NDT-C-2	01-24-07	SEE RELIEF REQUEST CR-15
750	IRR-1003-08LD	LS	B9.12	GR-1	24	0.969	SA-358	IRR-1003	PT UT-45 DEG.	NDT-D-2 NDT-C-2	01-24-08	SEE RELIEF REQUEST CR-15
751	IRR-1003-12	P-E	B9.11	GE-1	24	0.969	SA-358	IRR-1003	PT UT-45 DEG.	NDT-D-2 NDT-C-2	01-24-08	SEE RELIEF REQUEST CR-04 CATAGORY 'B' IGSCC
752	IRR-1003-12ALD	IALS	B9.12	GR-1	24	1.531	SA-182	IRR-1003	PT UT-45 DEG.	NDT-D-2 NDT-C-2	01-24-07	SEE RELIEF REQUEST CR-15
753	IRR-1003-12BLD	OALS	B9.12	GR-1	24	1.531	SA-182	IRR-1003	PT UT-45 DEG.	NDT-D-2 NDT-C-2	01-24-07	SEE RELIEF REQUEST CR-15
754	IRR-1003-12LU	LS	B9.12	GR-1	24	0.969	SA-358	IRR-1003	PT UT-45 DEG.	NDT-D-2 NDT-C-2	01-24-08	SEE RELIEF REQUEST CR-15

NO.	COMPONENT I.D. NO.	COMP. FIG.	ITEM NO.	WELD TYPE	NOM. PIPE SIZE	NOM. THK.	MATL. SPEC.	DWG. NO.	EXAM TYPE	PROC. NO.	CAL. STD. NO.	NOTES
755	IRR-1003-17	E-V	B9.11	GE-1	24	1.531	SA-182	IRR-1003	PT UT-45 DEG.	NDT-D-2 NDT-C-2	01-24-07	SEE RELIEF REQUEST CR-04 CATAGORY 'B' IGSCC
756	IRR-1003-17ALU	IALS	B9.12	GR-1	24	1.531	SA-182	IRR-1003	PT UT-45 DEG.	NDT-D-2 NDT-C-2	01-24-07	SEE RELIEF REQUEST CR-15
757	IRR-1003-17BLU	OALS	B9.12	GR-1	24	1.531	SA-182	IRR-1003	PT UT-45 DEG.	NDT-D-2 NDT-C-2	01-24-07	SEE RELIEF REQUEST CR-15
758	IRR-1003-18	V-P	B9.11	GE-1	24	0.969	SA-358	IRR-1003	PT UT-45 DEG.	NDT-D-2 NDT-C-2	01-24-08	SEE RELIEF REQUEST CR-04 CATAGORY 'B' IGSCC
759	IRR-1003-18LD	LS	B9.12	GR-1	24	0.969	SA-358	IRR-1003	PT UT-45 DEG.	NDT-D-2 NDT-C-2	01-24-08	SEE RELIEF REQUEST CR-15
760	IRR-1003-19	P-W	B9.31	GE-1	24	0.969	SA-358	IRR-1003	PT UT-0 DEG. UT-45 DEG.	NDT-D-2 NDT-C-2 NDT-C-2	01-24-08 01-24-08	SEE RELIEF REQUEST CR-04 CATAGORY 'B' IGSCC
761	IRR-1003-20	W-P	B9.11	GE-1	4	0.337	SA-376	IRR-1003	PT UT-45 DEG.	NDT-D-2 NDT-C-2	01-04-05	SEE RELIEF REQUEST CR-04 CATAGORY 'B' IGSCC
762	IRR-1003-21	P-F	B9.11	GE-1	4	0.337	SA-376	IRR-1003	PT UT-45 DEG.	NDT-D-2 NDT-C-2	01-04-05	SEE RELIEF REQUEST CR-04 CATAGORY 'B' IGSCC
763	IRR-1003-23	P-W	B9.31	GE-1	24	0.969	SA-358	IRR-1003	PT UT-0 DEG. UT-45 DEG.	NDT-D-2 NDT-C-2 NDT-C-2	01-24-08 01-24-08	SEE RELIEF REQUEST CR-04 CATAGORY 'B' IGSCC
764	IRR-1003-27	P-[illegible]	B9.11	GE-1	24	0.969	SA-358	IRR-1003	PT UT-45 DEG.	NDT-D-2 NDT-C-2	01-24-08	SEE RELIEF REQUEST CR-04 CATAGORY 'B' IGSCC
765	IRR-1003-27ALD	IALS	B9.12	GR-1	24	1.531	SA-182	IRR-1003	PT UT-45 DEG.	NDT-D-2 NDT-C-2	01-24-07	SEE RELIEF REQUEST CR-15

NO.	COMPONENT I.D. NO.	COMP. FIG.	ITEM NO.	WELD TYPE	NOM. PIPE SIZE	NOM. THK.	MATL. SPEC.	DWG. NO.	EXAM TYPE	PROC. NO.	CAL. STD. NO.	NOTES
766	IRR-1003-27BLD	OALS	B9.12	GR-1	24	1.531	SA-182	IRR-1003	PT UT-45 DEG.	NDT-D-2 NDT-C-2	01-24-07	SEE RELIEF REQURST CR-15
767	IRR-1003-27LU	LS	B9.12	GR-1	24	0.969	SA-358	IRR-1003	PT UT-45 DEG.	NDT-D-2 NDT-C-2	01-24-08	SEE RELIEF REQUEST CR-15
768	IRR-1003-28	E-PU	B9.11	GE-2	24	1.531	SA-182	IRR-1003	PT UT-45 DEG.	NDT-D-2 NDT-C-2	01-24-07	SEE RELIEF REQUEST CR-04 CATAGORY 'B' IGSCC
769	IRR-1003-28ALU	IALS	B9.12	GR-1	24	1.531	SA-182	IRR-1003	PT UT-45 DEG.	NDT-D-2 NDT-C-2	01-24-07	SEE RELIEF REQUEST CR-15
770	IRR-1003-28BLU	OALS	B9.12	GR-1	24	1.531	SA-182	IRR-1003	PT UT-45 DEG.	NDT-D-2 NDT-C-2	01-24-07	SEE RELIEF REQUEST CR-15
771	IRR-1005-01	P-CR	B9.11	GE-1	24	1.218	SA-358	IRR-1005	PT UT-45 DEG.	NDT-D-2 NDT-C-2	01-24-01	SEE RELIEF REQUEST CR-04 CATAGORY 'B' IGSCC
772	IRR-1005-01LD	LS	B9.12	GR-1	24	1.218	SA-358	IRR-1005	PT UT-45 DEG.	NDT-D-2 NDT-C-2	01-24-01	SEE RELIEF REQUEST CR-15
773	IRR-1005-02	CR-P	B9.11	GE-1	16	1.031	SA-312	IRR-1005	PT UT-45 DEG.	NDT-D-2 NDT-C-2	01-12-06	SEE RELIEF REQUEST CR-04 CATAGORY 'B' IGSCC
774	IRR-1005-02LD	LS	B9.12	GR-1	16	1.031	SA-312	IRR-1005	PT UT-45 DEG.	NDT-D-2 NDT-C-2	01-12-06	SEE RELIEF REQUEST CR-15
775	IRR-1005-03	P-SW	B9.31	SW-2	16	1.031	SA-312	IRR-1005	PT UT-45 DEG.	NDT-D-2 NDT-C-2	01-12-06	SEE RELIEF REQUEST CR-04 CATAGORY 'A' IGSCC
776	IRR-1005-04	P-SW	B9.31	SW-2	16	1.031	SA-312	IRR-1005	PT UT-45 DEG.	NDT-D-2 NDT-C-2	01-12-06	SEE RELIEF REQUEST CR-04 CATAGORY 'A' IGSCC

NO.	COMPONENT I.D. NO.	COMP. FIG.	ITEM NO.	WELD TYPE	NOM. PIPE SIZE	NOM. THK.	MATL. SPEC.	DWG. NO.	EXAM TYPE	PROC. NO.	CAL. STD. NO.	NOTES
777	IRR-1005-05	P-C	B9.11	GE-1	16	1.031	SA-312	IRR-1005	PT UT-45 DEG.	NDT-D-2 NDT-C-2	01-12-06	SEE RELIEF REQUEST CR-04 CATAGORY 'B' IGSCC
778	IRR-1005-05LU	LS	B9.12	GR-1	16	1.031	SA-312	IRR-1005	PT UT-45 DEG.	NDT-D-2 NDT-C-2	01-12-06	SEE RELIEF REQUEST CR-15
779	IRR-1005-06	CR-P	B9.11	GE-1	16	1.031	SA-312	IRR-1005	PT UT-45 DEG.	NDT-D-2 NDT-C-2	01-12-06	SEE RELIEF REQUEST CR-04 CATAGORY 'B' IGSCC
780	IRR-1005-06LD	LS	B9.12	GR-1	16	1.031	SA-312	IRR-1005	PT UT-45 DEG.	NDT-D-2 NDT-C-2	01-12-06	SEE RELIEF REQUEST CR-15
781	IRR-1005-07	P-S	B9.11	SW-2	16	1.031	SA-312	IRR-1005	PT UT-45 DEG.	NDT-D-2 NDT-C-2	01-12-06	SEE RELIEF REQUEST CR-04 CATAGORY 'A' IGSCC
782	IRR-1005-08	P-S	B9.11	SW-2	16	1.031	SA-312	IRR-1005	PT UT-45 DEG.	NDT-D-2 NDT-C-2	01-12-06	SEE RELIEF REQUEST CR-04 CATAGORY 'A' IGSCC
783	IRR-1005-09	P-C	B9.11	GE-1	16	1.031	SA-312	IRR-1005	PT UT-45 DEG.	NDT-D-2 NDT-C-2	01-12-06	SEE RELIEF REQUEST CR-04 CATAGORY 'B' IGSCC
784	IRR-1005-09LU	LS	B9.12	GR-1	16	1.031	SA-312	IRR-1005	PT UT-45 DEG.	NDT-D-2 NDT-C-2	01-12-06	SEE RELIEF REQUEST CR-15
785	IRR-1005-10	S-P	B9.11	GE-1	12	0.688	SA-358	IRR-1005	PT UT-45 DEG.	NDT-D-2 NDT-C-2	01-12-07	SEE RELIEF REQUEST CR-04 CATAGORY 'B' IGSCC
786	IRR-1005-10B	P-P	B9.11	GE-1	12	0.688	SA-358	IRR-1005	PT UT-45 DEG.	NDT-D-2 NDT-C-2	01-12-07	SEE RELIEF REQUEST CR-04 CATAGORY 'B' IGSCC
787	IRR-1005-10BLD	LS	B9.12	GR-1	12	0.688	SA-358	IRR-1005	PT UT-45 DEG.	NDT-D-2 NDT-C-2	01-12-07	SEE RELIEF REQUEST CR-15

NO.	COMPONENT I.D. NO.	COMP. FIG.	ITEM NO.	WELD TYPE	NOM. PIPE SIZE	NOM. THK.	MATL. SPEC.	DWG. NO.	EXAM TYPE	PROC. NO.	CAL. STD. NO.	NOTES
788	IRR-1005-10LD	LS	B9.12	GR-1	12	0.688	SA-358	IRR-1005	PT UT-45 DEG.	NDT-D-2 NDT-C-2	01-12-07	SEE RELIEF REQUEST CR-15
789	IRR-1005-11	P-E	B9.11	GE-1	12	0.688	SA-358	IRR-1005	PT UT-45 DEG.	NDT-D-2 NDT-C-2	01-12-07	SEE RELIEF REQUEST CR-04 CATAGORY 'A' IGSCC
790	IRR-1005-11ALD	IALS	B9.12	GR-1	12	0.688	SA-358	IRR-1005	PT UT-45 DEG.	NDT-D-2 NDT-C-2	01-12-07	SEE RELIEF REQUEST CR-15
791	IRR-1005-11BLD	OALS	B9.12	GR-1	12	0.688	SA-358	IRR-1005	PT UT-45 DEG.	NDT-D-2 NDT-C-2	01-12-07	SEE RELIEF REQUEST CR-15
792	IRR-1005-11LU	LS	B9.12	GR-1	12	0.688	SA-358	IRR-1005	PT UT-45 DEG.	NDT-D-2 NDT-C-2	01-12-07	SEE RELIEF REQUEST CR-15
793	IRR-1005-12	E-P	B9.11	GE-1	12	0.688	SA-358	IRR-1005	PT UT-45 DEG.	NDT-D-2 NDT-C-2	01-12-07	SEE RELIEF REQUEST CR-04 CATAGORY 'A' IGSCC
794	IRR-1005-12ALU	IALS	B9.12	GR-1	12	0.688	SA-358	IRR-1005	PT UT-45 DEG.	NDT-D-2 NDT-C-2	01-12-07	SEE RELIEF REQUEST CR-15
795	IRR-1005-12BLU	OALS	B9.12	GR-1	12	0.688	SA-358	IRR-1005	PT UT-45 DEG.	NDT-D-2 NDT-C-2	01-12-07	SEE RELIEF REQUEST CR-15
796	IRR-1005-12LD	LS	B9.12	GR-1	12	0.688	SA-358	IRR-1005	PT UT-45 DEG.	NDT-D-2 NDT-C-2	01-12-07	SEE RELIEF REQUEST CR-15
797	IRR-1005-13	P-SE	B9.11	GE-3	12	0.688/ 0.935	SA-358/ SA-182	IRR-1005	PT UT-45 DEG. UT-45 DEG.	NDT-D-2 NDT-C-2 NDT-C-2	01-12-07 01-12-09	SEE RELIEF REQUEST CR-04 CATAGORY 'B' IGSCC
798	IRR-1005-13LU	LS	B9.12	GR-1	12	0.688	SA-358	IRR-1005	PT UT-45 DEG.	NDT-D-2 NDT-C-2	01-12-07	SEE RELIEF REQUEST CR-15

NO.	COMPONENT I.D. NO.	COMP. FIG.	ITEM NO.	WELD TYPE	NOM. PIPE SIZE	NOM. THK.	MATL. SPEC.	DWG. NO.	EXAM TYPE	PROC. NO.	CAL. STD. NO.	NOTES
799	IRR-1005-14	S-P	B9.11	GE-1	12	0.688	SA-358	IRR-1005	PT UT-45 DEG.	NDT-D-2 NDT-C-2	01-12-07	SEE RELIEF REQUEST CR-04 CATAGORY 'B' IGSCC
800	IRR-1005-14B	P-P	B9.11	GR-1	12	0.688	SA-358	IRR-1005	PT UT-45 DEG.	NDT-D-2 NDT-C-2	01-12-07	SEE RELIEF REQUEST CR-04 CATAGORY 'B' IGSCC
801	IRR-1005-14BLD	LS	B9.12	GR-1	12	0.688	SA-358	IRR-1005	PT UT-45 DEG.	NDT-D-2 NDT-C-2	01-12-07	SEE RELIEF REQUEST CR-15
802	IRR-1005-14LD	LS	B9.12	GR-1	12	0.688	SA-358	IRR-1005	PT UT-45 DEG.	NDT-D-2 NDT-C-2	01-12-07	SEE RELIEF REQUEST CR-15
803	IRR-1005-15	P-E	B9.11	GE-1	12	0.688	SA-358	IRR-1005	PT UT-45 DEG.	NDT-D-2 NDT-C-2	01-12-07	SEE RELIEF REQUEST CR-04 CATAGORY 'A' IGSCC
804	IRR-1005-15ALD	IALS	B9.12	GR-1	12	0.688	SA-358	IRR-1005	PT UT-45 DEG.	NDT-D-2 NDT-C-2	01-12-07	SEE RELIEF REQUEST CR-15
805	IRR-1005-15BLD	OALS	B9.12	GR-1	12	0.688	SA-358	IRR-1005	PT UT-45 DEG.	NDT-D-2 NDT-C-2	01-12-07	SEE RELIEF REQUEST CR-15
806	IRR-1005-15LU	LS	B9.12	GR-1	12	0.688	SA-358	IRR-1005	PT UT-45 DEG.	NDT-D-2 NDT-C-2	01-12-07	SEE RELIEF REQUEST CR-15
807	IRR-1005-16	E-P	B9.11	GE-1	12	0.688	SA-358	IRR-1005	PT UT-45 DEG.	NDT-D-2 NDT-C-2	01-12-07	SEE RELIEF REQUEST CR-04 CATAGORY 'A' IGSCC
808	IRR-1005-16ALU	IALS	B9.12	GR-1	12	0.688	SA-358	IRR-1005	PT UT-45 DEG.	NDT-D-2 NDT-C-2	01-12-07	SEE RELIEF REQUEST CR-15
809	IRR-1005-16BLU	OALS	B9.12	GR-1	12	0.688	SA-358	IRR-1005	PT UT-45 DEG.	NDT-D-2 NDT-C-2	01-12-07	SEE RELIEF REQUEST CR-15

NO.	COMPONENT I.D. NO.	COMP. FIG.	ITEM NO.	WELD TYPE	NOM. PIPE SIZE	NOM. THK.	MATL. SPEC.	DWG. NO.	EXAM TYPE	PROC. NO.	CAL. STD. NO.	NOTES
810	IRR-1005-16LD	LS	B9.12	GR-1	12	0.688	SA-358	IRR-1005	PT UT-45 DEG.	NDT-D-2 NDT-C-2	01-12-07	SEE RELIEF REQUEST CR-15
811	IRR-1005-17	P-SE	B9.11	GE-3	12	0.688/ 0.935	SA-358/ SA-312	IRR-1005	PT UT-45 DEG. UT-45 DEG.	NDT-D-2 NDT-C-2 NDT-C-2	01-12-07 01-12-09	SEE RELIEF REQUEST CR-04 CATAGORY 'B' IGSCC
812	IRR-1005-17LU	LS	B9.12	GR-1	12	0.688	SA-358	IRR-1005	PT UT-45 DEG.	NDT-D-2 NDT-C-2	01-12-07	SEE RELIEF REQUEST CR-15
813	IRR-1005-18	CR-R	B9.11	GE-2	24	1.218	SA-358	IRR-1005	PT UT-45 DEG.	NDT-D-2 NDT-C-2	01-24-07	SEE RELIEF REQUEST CR-04 CATAGORY 'B' IGSCC
814	IRR-1005-19	R-P	B9.11	GE-1	12	0.688	SA-358	IRR-1005	PT UT-45 DEG.	NDT-D-2 NDT-C-2	01-12-07	SEE RELIEF REQUEST CR-04 CATAGORY 'B' IGSCC
815	IRR-1005-19A	P-P	B9.11	GE-1	12	0.688	SA-358	IRR-1005	PT UT-45 DEG.	NDT-D-2 NDT-C-2	01-12-07	SEE RELIEF REQUEST CR-04 CATAGORY 'B' IGSCC
816	IRR-1005-19ALD	LS	B9.12	GR-1	12	0.688	SA-358	IRR-1005	PT UT-45 DEG.	NDT-D-2 NDT-C-2	01-12-07	SEE RELIEF REQUEST CR-15
817	IRR-1005-19LD	LS	B9.12	GR-1	12	0.688	SA-358	IRR-1005	PT UT-45 DEG.	NDT-D-2 NDT-C-2	01-12-07	SEE RELIEF REQUEST CR-15
818	IRR-1005-20	P-E	B9.11	GE-1	12	0.688	SA-358	IRR-1005	PT UT-45 DEG.	NDT-D-2 NDT-C-2	01-12-07	SEE RELIEF REQUEST CR-04 CATAGORY 'A' IGSCC
819	IRR-1005-20ALD	IALS	B9.12	GR-1	12	0.688	SA-358	IRR-1005	PT UT-45 DEG.	NDT-D-2 NDT-C-2	01-12-07	SEE RELIEF REQUEST CR-15
820	IRR-1005-20BLD	OALS	B9.12	GR-1	12	0.688	SA-358	IRR-1005	PT UT-45 DEG.	NDT-D-2 NDT-C-2	01-12-07	SEE RELIEF REQUEST CR-15

NO.	COMPONENT I.D. NO.	COMP. FIG.	ITEM NO.	WELD TYPE	NOM. PIPE SIZE	NOM. THK.	MATL. SPEC.	DWG. NO.	EXAM TYPE	PROC. NO.	CAL. STD. NO.	NOTES
821	IRR-1005-20LU	LS	B9.12	GR-1	12	0.688	SA-358	IRR-1005	PT UT-45 DEG.	NDT-D-2 NDT-C-2	01-12-07	SEE RELIEF REQUEST CR-15
822	IRR-1005-21	E-P	B9.11	GE-1	12	0.688	SA-358	IRR-1005	PT UT-45 DEG.	NDT-D-2 NDT-C-2	01-12-07	SEE RELIEF REQUEST CR-04 CATAGORY 'A' IGSCC
823	IRR-1005-21ALU	IALS	B9.12	GR-1	12	0.688	SA-358	IRR-1005	PT UT-45 DEG.	NDT-D-2 NDT-C-2	01-12-07	SEE RELIEF REQUEST CR-15
824	IRR-1005-21BLU	OALS	B9.12	GR-1	12	0.688	SA-358	IRR-1005	PT UT-45 DEG.	NDT-D-2 NDT-C-2	01-12-07	SEE RELIEF REQUEST CR-15
825	IRR-1005-21LD	LS	B9.12	GR-1	12	0.688	SA-358	IRR-1005	PT UT-45 DEG.	NDT-D-2 NDT-C-2	01-12-07	SEE RELIEF REQUEST CR-15
826	IRR-1005-22	P-SE	B9.11	GE-3	12	0.688/ 0.935	SA-358/ SA-312	IRR-1005	PT UT-45 DEG. UT-45 DEG.	NDT-D-2 NDT-C-2 NDT-C-2	01-12-07 01-12-09	SEE RELIEF REQUEST CR-04 CATAGORY 'B' IGSCC
827	IRR-1005-22LU	LS	B9.12	GR-1	12	0.688	SA-358	IRR-1005	PT UT-45 DEG.	NDT-D-2 NDT-C-2	01-12-07	SEE RELIEF REQUEST CR-15
828	IRR-1005-23	S-P	B9.11	GE-1	12	0.688	SA-358	IRR-1005	PT UT-45 DEG.	NDT-D-2 NDT-C-2	01-12-07	SEE RELIEF REQUEST CR-04 CATAGORY 'B' IGSCC
829	IRR-1005-23A	P-P	B9.11	GE-1	12	0.688	SA-358	IRR-1005	PT UT-45 DEG.	NDT-D-2 NDT-C-2	01-12-07	SEE RELIEF REQUEST CR-04 CATAGORY 'B' IGSCC
830	IRR-1005-23ALD	LS	B9.12	GR-1	12	0.688	SA-358	IRR-1005	PT UT-45 DEG.	NDT-D-2 NDT-C-2	01-12-07	SEE RELIEF REQUEST CR-15
831	IRR-1005-23LD	LS	B9.12	GR-1	12	0.688	SA-358	IRR-1005	PT UT-45 DEG.	NDT-D-2 NDT-C-2	01-12-07	SEE RELIEF REQUEST CR-15

NO.	COMPONENT I.D. NO.	COMP. FIG.	ITEM NO.	WELD TYPE	NOM. PIPE SIZE	NOM. THK.	MATL. SPEC.	DWG. NO.	EXAM TYPE	PROC. NO.	CAL. STD. NO.	NOTES
832	IRR-1005-24	P-E	B9.11	GE-1	12	0.688	SA-358	IRR-1005	PT UT-45 DEG.	NDT-D-2 NDT-C-2	01-12-07	SEE RELIEF REQUEST CR-04 CATAGORY 'A' IGSCC
833	IRR-1005-24ALD	IALS	B9.12	GR-1	12	0.688	SA-358	IRR-1005	PT UT-45 DEG.	NDT-D-2 NDT-C-2	01-12-07	SEE RELIEF REQUEST CR-15
834	IRR-1005-24BLD	OALS	B9.12	GR-1	12	0.688	SA-358	IRR-1005	PT UT-45 DEG.	NDT-D-2 NDT-C-2	01-12-07	SEE RELIEF REQUEST CR-15
835	IRR-1005-24LU	LS	B9.12	GR-1	12	0.688	SA-358	IRR-1005	PT UT-45 DEG.	NDT-D-2 NDT-C-2	01-12-07	SEE RELIEF REQUEST CR-15
836	IRR-1005-25	E-P	B9.11	GE-1	12	0.688	SA-358	IRR-1005	PT UT-45 DEG.	NDT-D-2 NDT-C-2	01-12-07	SEE RELIEF REQUEST CR-04 CATAGORY 'A' IGSCC
837	IRR-1005-25ALU	IALS	B9.12	GR-1	12	0.688	SA-358	IRR-1005	PT UT-45 DEG.	NDT-D-2 NDT-C-2	01-12-07	SEE RELIEF REQUEST CR-15
838	IRR-1005-25BLU	OALS	B9.12	GR-1	12	0.688	SA-358	IRR-1005	PT UT-45 DEG.	NDT-D-2 NDT-C-2	01-12-07	SEE RELIEF REQUEST CR-15
839	IRR-1005-25LD	LS	B9.12	GR-1	12	0.688	SA-358	IRR-1005	PT UT-45 DEG.	NDT-D-2 NDT-C-2	01-12-07	SEE RELIEF REQUEST CR-15
840	IRR-1005-26	P-SE	B9.11	GE-1	12	0.688/ 0.935	SA-358/ SA-312	IRR-1005	PT UT-45 DEG. UT-45 DEG.	NDT-D-2 NDT-C-2 NDT-C-2	01-12-07 01-12-09	SEE RELIEF REQUEST CR-04 CATAGORY 'B' IGSCC
841	IRR-1005-26LU	LS	B9.12	GR-1	12	0.688	SA-358	IRR-1005	PT UT-45 DEG.	NDT-D-2 NDT-C-2	01-12-07	SEE RELIEF REQUEST CR-15
842	IRR-1005-27	S-P	B9.11	GE-1	12	0.688	SA-358	IRR-1005	PT UT-45 DEG.	NDT-D-2 NDT-C-2	01-12-07	SEE RELIEF REQUEST CR-04 CATAGORY 'B' IGSCC

NO.	COMPONENT I.D. NO.	COMP. FIG.	ITEM NO.	WELD TYPE	NOM. PIPE SIZE	NOM. THK.	MATL. SPEC.	DWG. NO.	EXAM TYPE	PROC. NO.	CAL. STD. NO.	NOTES
843	IRR-1005-27A	P-P	B9.11	GE-1	12	0.688	SA-358	IRR-1005	PT UT-45 DEG.	NDT-D-2 NDT-C-2	01-12-07	SEE RELIEF REQUEST CR-04 CATAGORY 'B' IGSCC
844	IRR-1005-27ALD	LS	B9.12	GR-1	12	0.688	SA-358	IRR-1005	PT UT-45 DEG.	NDT-D-2 NDT-C-2	01-12-07	SEE RELIEF REQUEST CR-15
845	IRR-1005-27LD	LS	B9.12	GR-1	12	0.688	SA-358	IRR-1005	PT UT-45 DEG.	NDT-D-2 NDT-C-2	01-12-07	SEE RELIEF REQUEST CR-15
846	IRR-1005-28	P-E	B9.11	GE-1	12	0.688	SA-358	IRR-1005	PT UT-45 DEG.	NDT-D-2 NDT-C-2	01-12-07	SEE RELIEF REQUEST CR-04 CATAGORY 'A' IGSCC
847	IRR-1005-28ALD	IALS	B9.12	GR-1	12	0.688	SA-358	IRR-1005	PT UT-45 DEG.	NDT-D-2 NDT-C-2	01-12-07	SEE RELIEF REQUEST CR-15
848	IRR-1005-28BLD	OALS	B9.12	GR-1	12	0.688	SA-358	IRR-1005	PT UT-45 DEG.	NDT-D-2 NDT-C-2	01-12-07	SEE RELIEF REQUEST CR-15
849	IRR-1005-28LU	LS	B9.12	GR-1	12	0.688	SA-358	IRR-1005	PT UT-45 DEG.	NDT-D-2 NDT-C-2	01-12-07	SEE RELIEF REQUEST CR-15
850	IRR-1005-29	E-P	B9.11	GR-1	12	0.688	SA-358	IRR-1005	PT UT-45 DEG.	NDT-D-2 NDT-C-2	01-12-07	SEE RELIEF REQUEST CR-04 CATAGORY 'A' IGSCC
851	IRR-1005-29ALU	IALS	B9.12	GR-1	12	0.688	SA-358	IRR-1005	PT UT-45 DEG.	NDT-D-2 NDT-C-2	01-12-07	SEE RELIEF REQUEST CR-15
852	IRR-1005-29BLU	OALS	B9.12	GR-1	12	0.688	SA-358	IRR-1005	PT UT-45 DEG.	NDT-D-2 NDT-C-2	01-12-07	SEE RELIEF REQUEST CR-15
853	IRR-1005-29LU	LS	B9.12	GR-1	12	0.688	SA-358	IRR-1005	PT UT-45 DEG.	NDT-D-2 NDT-C-2	01-12-07	SEE RELIEF REQUEST CR-15

NO.	COMPONENT I.D. NO.	COMP. FIG.	ITEM NO.	WELD TYPE	NOM. PIPE SIZE	NOM. THK.	MATL. SPEC.	DWG. NO.	EXAM TYPE	PROC. NO.	CAL. STD. NO.	NOTES
854	IRR-1005-30	P-SE	B.9.11	GE-1	12	.668/ 0.935	SA-358/ SA-312	IRR-1005	PT UT-45 DEG. UT-45 DEG.	NDT-D-2 NDT-C-2	01-24-07 01-24-09	SEE RELIEF REQUEST CR-04 CATAGORY 'B' IGSCC
855	IRR-1005-30LU	LS	B9.12	GR-1	12	0.688	SA-358	IRR-1005	PT UT-45 DEG.	NDT-D-2 NDT-C-2	01-12-07	SEE RELIEF REQUEST CR-15
856	IRR-1006-01	PU-P	B9.11	GE-2	24	0.969	SA-358	IRR-1006	PT UT-45 DEG.	NDT-D-2 NDT-C-2	01-24-01	SEE RELIEF REQUEST CR-04 CATAGORY 'B' IGSCC
857	IRR-1006-01LD	LS	B9.12	GR-1	24	0.969	SA-358	IRR-1006	PT UT-45 DEG.	NDT-D-2 NDT-C-2	01-24-01	SEE RELIEF REQUEST CR-15
858	IRR-1006-03	P-W	B9.31	GE-1	24X4	0.969	SA-358	IRR-1006	PT UT-0 DEG. UT-45 DEG.	NDT-D-2 NDT-C-2 NDT-C-2	01-24-01 01-24-01	SEE RELIEF REQUEST CR-04 CATAGORY 'A' IGSCC
859	IRR-1006-04	W-P	B9.11	GE-1	4	0.337	SA-376	IRR-1006	PT UT-45 DEG.	NDT-D-2 NDT-C-2	01-04-05	SEE RELIEF REQUEST CR-04 CATAGORY 'A' IGSCC
860	IRR-1006-05	P-F	B9.11	GE-1	4	0.337	SA-376	IRR-1006	PT UT-45 DEG.	NDT-D-2 NDT-C-2	01-04-05	SEE RELIEF REQUEST CR-04 CATAGORY 'A' IGSCC
861	IRR-1006-07	P-V	B9.11	GE-1	24	0.969	SA-358	IRR-1006	PT UT-45 DEG.	NDT-D-2 NDT-C-2	01-24-01	SEE RELIEF REQUEST CR-04 CATAGORY 'B' IGSCC
862	IRR-1006-07LU	LS	B9.11	GR-1	24	0.969	SA-358	IRR-1006	PT UT-45 DEG.	NDT-D-2 NDT-C-2	01-24-01	SEE RELIEF REQUEST CR-15
863	IRR-1006-08	V-P	B9.11	GR-1	24	0.969	SA-358	IRR-1006	PT UT-45 DEG.	NDT-D-2 NDT-C-2	01-24-01	SEE RELIEF REQUEST CR-04 CATAGORY 'B' IGSCC
864	IRR-1006-08LD	LS	B9.11	GR-1	24	0.969	SA-358	IRR-1006	PT UT-45 DEG.	NDT-D-2 NDT-C-2	01-24-01	SEE RELIEF REQUEST CR-15

NO.	COMPONENT I.D. NO.	COMP. FIG.	ITEM NO.	WELD TYPE	NOM. PIPE SIZE	NOM. THK.	MATL. SPEC.	DWG. NO.	EXAM TYPE	PROC. NO.	CAL. STD. NO.	NOTES
865	IRR-1006-09	P-E	B9.11	GR-1	24	0.969	SA-358	IRR-1006	PT UT-45 DEG.	NDT-D-2 NDT-C-2	01-24-01	SEE RELIEF REQUEST CR-04 CATAGORY 'B' IGSCC
866	IRR-1006-09ALD	IALS	B9.11	GR-1	24	1.531	SA-182	IRR-1006	PT UT-45 DEG.	NDT-D-2 NDT-C-2	01-24-07	SEE RELIEF REQUEST CR-15
867	IRR-1006-09BLD	OALS	B9.12	GR-1	24	1.531	SA-182	IRR-1006	PT UT-45 DEG.	NDT-D-2 NDT-C-2	01-24-07	SEE RELIEF REQUEST CR-15
868	IRR-1006-09LU	LS	B9.11	GR-1	24	0.969	SA-358	IRR-1006	PT UT-45 DEG.	NDT-D-2 NDT-C-2	01-24-01	SEE RELIEF REQUEST CR-15
869	IRR-1006-10	E-P	B9.11	GE-1	24	1.218	SA-358	IRR-1006	PT UT-45 DEG.	NDT-D-2 NDT-C-2	01-24-01	SEE RELIEF REQUEST CR-04 CATAGORY 'B' IGSCC
870	IRR-1006-10ALU	IALS	B9.12	GR-1	24	1.531	SA-182	IRR-1006	PT UT-45 DEG.	NDT-D-2 NDT-C-2	01-24-07	SEE RELIEF REQUEST CR-15
871	IRR-1006-10BLU	OALS	B9.12	GR-1	24	1.531	SA-182	IRR-1006	PT UT-45 DEG.	NDT-D-2 NDT-C-2	01-24-07	SEE RELIEF REQUEST CR-15
872	IRR-1006-10LD	LS	B9.12	GR-1	24	1.218	SA-358	IRR-1006	PT UT-45 DEG.	NDT-D-2 NDT-C-2	01-24-01	SEE RELIEF REQUEST CR-15
873	IRR-1006-11	P-V	B9.11	GE-1	24	1.218	SA-358	IRR-1006	PT UT-45 DEG.	NDT-D-2 NDT-C-2	01-24-01	SEE RELIEF REQUEST CR-04 CATAGORY 'B' IGSCC
874	IRR-1006-11LU	LS	B9.12	GR-1	24	1.218	SA-358	IRR-1006	PT UT-45 DEG.	NDT-D-2 NDT-C-2	01-24-01	SEE RELIEF REQUEST CR-15
875	IRR-1006-12	V-E	B9.11	GE-2	24	1.531	SA-182	IRR-1006	PT UT-45 DEG.	NDT-D-2 NDT-C-2	01-24-07	SEE RELIEF REQUEST CR-04 CATAGORY 'B' IGSCC

NO.	COMPONENT I.D. NO.	COMP. FIG.	ITEM NO.	WELD TYPE	NOM. PIPE SIZE	NOM. THK.	MATL. SPEC.	DWG. NO.	EXAM TYPE	PROC. NO.	CAL. STD. NO.	NOTES
876	IRR-1006-12ALD	IALS	B9.12	GR-1	24	1.531	SA-182	IRR-1006	PT UT-45 DEG.	NDT-D-2 NDT-C-2	01-24-07	SEE RELIEF REQUEST CR-15
877	IRR-1006-12BLD	OALS	B9.12	GR-1	24	1.531	SA-182	IRR-1006	PT UT-45 DEG.	NDT-D-2 NDT-C-2	01-24-07	SEE RELIEF REQUEST CR-15
878	IRR-1006-13	E-P	B9.11	GE-1	24	1.218	SA-358	IRR-1006	PT UT-45 DEG.	NDT-D-2 NDT-C-2	01-24-01	SEE RELIEF REQUEST CR-04 CATAGORY 'A' IGSCC
879	IRR-1006-13ALU	IALS	B9.12	GR-1	24	1.531	SA-182	IRR-1006	PT UT-45 DEG.	NDT-D-2 NDT-C-2	01-24-07	SEE RELIEF REQUEST CR-15
880	IRR-1006-13BLU	OALS	B9.12	GR-1	24	1.5431	SA-182	IRR-1006	PT UT-45 DEG.	NDT-D-2 NDT-C-2	01-24-07	SEE RELIEF REQUEST CR-15
881	IRR-1006-13LD	LS	B9.12	GR-1	24	1.218	SA-358	IRR-1006	PT UT-45 DEG.	NDT-D-2 NDT-C-2	01-24-01	SEE RELIEF REQUEST CR-15
882	IRR-1006-14	P-P	B9.11	GE-1	24	1.218	SA-358	IRR-1006	PT UT-45 DEG.	NDT-D-2 NDT-C-2	01-24-01	SEE RELIEF REQUEST CR-04 CATAGORY 'A' IGSCC
883	IRR-1006-14LD	LS	B9.12	GR-1	24	1.218	SA-358	IRR-1006	PT UT-45 DEG.	NDT-D-2 NDT-C-2	01-24-01	SEE RELIEF REQUEST CR-15
884	IRR-1006-14LU	LS	B9.12	GR-1	24	1.218	SA-358	IRR-1006	PT UT-45 DEG.	NDT-D-2 NDT-C-2	01-24-01	SEE RELIEF REQUEST CR-15
885	IRR-1006-15	P-W	B9.31	GE-1	24X12	1.218	SA-358	IRR-1006	PT UT-45 DEG.	NDT-D-2 NDT-C-2	01-24-01	SEE RELIEF REQUEST CR-04 CATAGORY 'A' IGSCC
886	IRR-1006-16	P-P	B9.11	GE-1	24	1.218	SA-358	IRR-1006	PT UT-45 DEG.	NDT-D-2 NDT-C-2	01-24-01	SEE RELIEF REQUEST CR-04 CATAGORY 'A' IGSCC

NO.	COMPONENT I.D. NO.	COMP. FIG.	ITEM NO.	WELD TYPE	NOM. PIPE SIZE	NOM. THK.	MATL. SPEC.	DWG. NO.	EXAM TYPE	PROC. NO.	CAL. STD. NO.	NOTES
887	IRR-1006-16LD	LS	B9.12	GR-1	24	1.218	SA-358	IRR-1006	PT UT-45 DEG.	NDT-D-2 NDT-C-2	01-24-01	SEE RELIEF REQUEST CR-15
888	IRR-1006-16LU	LS	B9.12	GR-1	24	1.218	SA-358	IRR-1006	PT UT-45 DEG.	NDT-D-2 NDT-C-2	01-24-01	SEE RELIEF REQUEST CR-15
889	IRR-1007-01	SE-P	B9.11	V11A	24	1.46/ 0.969	SA-358	IRR-1007	PT UT-45 DEG.	NDT-D-2 NDT-C-2	01-24-08	SEE RELIEF REQUEST CR-04 CATAGORY 'B' IGSCC
890	IRR-1007-01LD	LS	B9.12	GR-1	24	0.969	SA-358	IRR-1007	PT UT-45 DEG.	NDT-D-2 NDT-C-2	01-24-08	SEE RELIEF REQUEST CR-15
891	IRR-1007-02	P-E	B9.11	GE-1	24	0.969	SA-358	IRR-1007	PT UT-45 DEG.	NDT-D-2 NDT-C-2	01-24-08	SEE RELIEF REQUEST CR-04 CATAGORY 'B' IGSCC
892	IRR-1007-02ALD	IALS	B9.12	GR-1	24	1.531	SA-182	IRR-1007	PT UT-45 DEG.	NDT-D-2 NDT-C-2	01-24-07	SEE RELIEF REQUEST CR-15
893	IRR-1007-02BLD	OALS	B9.12	GR-1	24	1.531	SA-182	IRR-1007	PT UT-45 DEG.	NDT-D-2 NDT-C-2	01-24-07	SEE RELIEF REQUEST CR-15
894	IRR-1007-02LU	LS	B9.12	GR-1	24	0.969	SA-358	IRR-1007	PT UT-45 DEG.	NDT-D-2 NDT-C-2	01-24-08	SEE RELIEF REQUEST CR-15
895	IRR-1007-03	E-P	B9.11	GE-1	24	0.969	SA-358	IRR-1007	PT UT-45 DEG.	NDT-D-2 NDT-C-2	01-24-08	SEE RELIEF REQUEST CR-04 CATAGORY 'B' IGSCC
896	IRR-1007-03ALU	IALS	B9.12	GR-1	24	1.531	SA-182	IRR-1007	PT UT-45 DEG.	NDT-D-2 NDT-C-2	01-24-07	SEE RELIEF REQUEST CR-15
897	IRR-1007-03BLU	OALS	B9.12	GR-1	24	1.531	SA-182	IRR-1007	PT UT-45 DEG.	NDT-D-2 NDT-C-2	01-24-07	SEE RELIEF REQUEST CR-15

NO.	COMPONENT I.D. NO.	COMP. FIG.	ITEM NO.	WELD TYPE	NOM. PIPE SIZE	NOM. THK.	MATL. SPEC.	DWG. NO.	EXAM TYPE	PROC. NO.	CAL. STD. NO.	NOTES
898	IRR-1007-03LD	LS	B9.12	GR-1	24	0.969	SA-358	IRR-1007	PT UT-45 DEG.	NDT-D-2 NDT-C-2	01-24-08	SEE RELIEF REQUEST CR-15
899	IRR-1007-04	P-P	B9.11	GE-1	24	0.969	SA-358	IRR-1007	PT UT-45 DEG.	NDT-D-2 NDT-C-2	01-24-08	SEE RELIEF REQUEST CR-04 CATAGORY 'B' IGSCC
900	IRR-1007-04LD	LS	B9.12	GR-1	24	0.969	SA-358	IRR-1007	PT UT-45 DEG.	NDT-D-2 NDT-C-2	01-24-08	SEE RELIEF REQUEST CR-15
901	IRR-1007-04LU	LS	B9.12	GR-1	24	0.969	SA-358	IRR-1007	PT UT-45 DEG.	NDT-D-2 NDT-C-2	01-24-08	SEE RELIEF REQUEST CR-15
902	IRR-1007-09	P-E	B9.11	GE-1	24	0.969	SA-358	IRR-1007	PT UT-45 DEG.	NDT-D-2 NDT-C-2	01-24-08	SEE RELIEF REQUEST CR-04 CATAGORY 'B' IGSCC
903	IRR-1007-09ALD	IALS	B9.12	GR-1	24	1.531	SA-182	IRR-1007	PT UT-45 DEG.	NDT-D-2 NDT-C-2	01-24-07	SEE RELIEF REQUEST CR-15
904	IRR-1007-09BLD	OALS	B9.12	GR-1	24	1.531	SA-182	IRR-1007	PT UT-45 DEG.	NDT-D-2 NDT-C-2	01-24-07	SEE RELIEF REQUEST CR-15
905	IRR-1007-09LU	LS	B9.12	GR-1	24	0.969	SA-358	IRR-1007	PT UT-45 DEG.	NDT-D-2 NDT-C-2	01-24-08	SEE RELIEF REQUEST CR-15
906	IRR-1007-14	E-V	B9.11	GE-1	24	1.531	SA-182	IRR-1007	PT UT-45 DEG.	NDT-D-2 NDT-C-2	01-24-07	SEE RELIEF REQUEST CR-04 CATAGORY 'C' IGSCC
907	IRR-1007-14ALU	IALS	B9.12	GR-1	24	1.531	SA-182	IRR-1007	PT UT-45 DEG.	NDT-D-2 NDT-C-2	01-24-07	SEE RELIEF REQUEST CR-15
908	IRR-1007-14BLU	OALS	B9.12	GR-1	24	1.531	SA-182	IRR-1007	PT UT-45 DEG.	NDT-D-2 NDT-C-2	01-24-07	SEE RELIEF REQUEST CR-15

NO.	COMPONENT I.D. NO.	COMP. FIG.	ITEM NO.	WELD TYPE	NOM. PIPE SIZE	NOM. THK.	MATL. SPEC.	DWG. NO.	EXAM TYPE	PROC. NO.	CAL. STD. NO.	NOTES
909	IRR-1007-15	V-P	B9.11	GE-1	24	0.969	SA-358	IRR-1007	PT UT-45 DEG.	NDT-D-2 NDT-C-2	01-24-08	SEE RELIEF REQUEST CR-04 CATAGORY 'C' IGSCC
910	IRR-1007-15LD	LS	B9.12	GR-1	24	0.969	SA-358	IRR-1007	PT UT-45 DEG.	NDT-D-2 NDT-C-2	01-24-08	SEE RELIEF REQUEST CR-15
911	IRR-1007-16	P-W	B9.31	GE-1	24X4	0.969	SA-358/ SA-376	IRR-1007	PT UT-45 DEG. UT-0 DEG.	NDT-D-2 NDT-C-2	01-24-08 01-24-08	SEE RELIEF REQUEST CR-04 CATAGORY 'B' IGSCC
912	IRR-1007-17	W-P	B9.11	GE-1	4	0.337	SA-376	IRR-1007	PT UT-45 DEG.	NDT-D-2 NDT-C-2	01-04-05	SEE RELIEF REQUEST CR-04 CATAGORY 'B' IGSCC
913	IRR-1007-18	P-F	B9.11	GE-1	4	0.337	SA-376	IRR-1007	PT UT-45 DEG.	NDT-D-2 NDT-C-2	01-04-05	SEE RELIEF REQUEST CR-04 CATAGORY 'B' IGSCC
914	IRR-1007-20	P-W	B9.31	GE-1	24X4	0.969	SA-358/ SA-376	IRR-1007	PT UT-45 DEG. UT-45 DEG.	NDT-D-2 NDT-C-2 NDT-C-2	01-24-08	SEE RELIEF REQUEST CR-04 CATAGORY 'C' IGSCC
915	IRR-1007-24	P-E	B9.11	GE-1	24	0.969	SA-358	IRR-1007	PT UT-45 DEG.	NDT-D-2 NDT-C-2	01-24-08	SEE RELIEF REQUEST CR-04 CATAGORY 'B' IGSCC
916	IRR-1007-24ALD	IALS	B9.12	GR-1	24	1.531	SA-182	IRR-1007	PT UT-45 DEG.	NDT-D-2 NDT-C-2	01-24-07	SEE RELIEF REQUEST CR-15
917	IRR-1007-24BLD	OALS	B9.12	GR-1	24	1.531	SA-182	IRR-1007	PT UT-45 DEG.	NDT-D-2 NDT-C-2	01-24-07	SEE RELIEF REQUEST CR-15
918	IRR-1007-24LU	LS	B9.12	GR-1	24	0.969	SA-358	IRR-1007	PT UT-45 DEG.	NDT-D-2 NDT-C-2	01-24-08	SEE RELIEF REQUEST CR-15
919	IRR-1007-25	E-PU	B9.11	GE-2	24	1.531	SA-182	IRR-1007	PT UT-45 DEG.	NDT-D-2 NDT-C-2	01-24-07	SEE RELIEF REQUEST CR-04 CATAGORY 'B' IGSCC

NO.	COMPONENT I.D. NO.	COMP. FIG.	ITEM NO.	WELD TYPE	NOM. PIPE SIZE	NOM. THK.	MATL. SPEC.	DWG. NO.	EXAM TYPE	PROC. NO.	CAL. STD. NO.	NOTES
920	IRR-1007-25ALU	IALS	B9.12	GR-1	24	1.531	SA-182	IRR-1007	PT UT-45 DEG.	NDT-D-2 NDT-C-2	01-24-07	SEE RELIEF REQUEST CR-15
921	IRR-1007-25BLU	OALS	B9.12	GR-1	24	1.531	SA-182	IRR-1007	PT UT-45 DEG.	NDT-D-2 NDT-C-2	01-24-07	SEE RELIEF REQUEST CR-15
922	IRR-1008-01	N-P	B9.21	MF-2	2	0.375	901LS	IRR-1008	PT	NDT-D-2	N/A	
923	IRR-1008-02	P-E	B9.40	FILLET	2	0.375	901LS	IRR-1008	PT	NDT-D-2	N/A	
924	IRR-1008-03	E-P	B9.40	FILLET	2	0.375	901LS	IRR-1008	PT	NDT-D-2	N/A	
925	IRR-1008-05	P-E	B9.40	FILLET	2	0.375	901LS	IRR-1008	PT	NDT-D-2	N/A	
926	IRR-1008-06	E-P	B9.40	FILLET	2	0.375	901LS	IRR-1008	PT	NDT-D-2	N/A	
927	IRR-1008-08	P-E	B9.40	FILLET	2	0.375	901LS	IRR-1008	PT	NDT-D-2	N/A	
928	IRR-1008-09	E-P	B9.40	FILLET	2	0.375	901LS	IRR-1008	PT	NDT-D-2	N/A	
929	IRR-1008-10	P-E	B9.40	FILLET	2	0.375	901LS	IRR-1008	PT	NDT-D-2	N/A	
930	IRR-1008-11	E-P	B9.40	FILLET	2	0.375	901LS	IRR-1008	PT	NDT-D-2	N/A	

NO.	COMPONENT I.D. NO.	COMP. FIG.	ITEM NO.	WELD TYPE	NOM. PIPE SIZE	NOM. THK.	MATL. SPEC.	DWG. NO.	EXAM TYPE	PROC. NO.	CAL. STD. NO.	NOTES
931	IRR-1008-13	P-T	B9.40	FILLET	2	0.375	901LS	IRR-1008	PT	NDT-D-2	N/A	
932	IRR-1008-14	T-C	B9.40	FILLET	2	0.375	901LS	IRR-1008	PT	NDT-D-2	N/A	
933	IRR-1008-15	T-P	B9.40	FILLET	2	0.375	901LS	IRR-1008	PT	NDT-D-2	N/A	
934	IRR-1008-16	P-E	B9.40	FILLET	2	0.375	901LS	IRR-1008	PT	NDT-D-2	N/A	
935	IRR-1008-17	E-P	B9.40	FILLET	2	0.375	901LS	IRR-1008	PT	NDT-D-2	N/A	
936	IRR-1008-18	P-R	B9.40	FILLET	2	0.375	901LS	IRR-1008	PT	NDT-D-2	N/A	
937	IRR-1008-19	R-P	B9.11	MF-2	4	0.438	901LS	GEL-1004	PT UT-45 DEG.	NDT-D-2 NDT-C-2	01-04-04	
938	IRR-1008-21	P-E	B9.11	MF-2	4	0.438	901LS	GEL-1004	PT UT-45 DEG.	NDT-D-2 NDT-C-2	01-04-04	
939	IRR-1008-22	E-P	B9.11	MF-2	4	0.438	901LS	GEL-1004	PT UT-45 DEG.	NDT-D-2 NDT-C-2	01-04-04	
940	IRR-1008-23	P-E	B9.11	MF-2	4	0.438	901LS	GEL-1004	PT UT-45 DEG.	NDT-D-2 NDT-C-2	01-04-04	
941	IRR-1008-24	E-P	B9.11	MF-2	4	0.438	901LS	GEL-1004	PT UT-45 DEG.	NDT-D-2 NDT-C-2	01-04-04	

NO.	COMPONENT I.D. NO.	COMP. FIG.	ITEM NO.	WELD TYPE	NOM. PIPE SIZE	NOM. THK.	MATL. SPEC.	DWG. NO.	EXAM TYPE	PROC. NO.	CAL. STD. NO.	NOTES
942	IRR-1008-25	P-E	B9.11	MF-2	4	0.438	901LS	GEL-1004	PT UT-45 DEG.	NDT-D-2 NDT-C-2	01-04-04	
943	IRR-1008-26	E-P	B9.11	MF-2	4	0.438	901LS	GEL-1004	PT UT-45 DEG.	NDT-D-2 NDT-C-2	01-04-04	
944	IRR-1008-27	P-E	B9.11	MF-2	4	0.438	901LS	GEL-1004	PT UT-45 DEG.	NDT-D-2 NDT-C-2	01-04-04	
945	IRR-1008-28	E-P	B9.11	MF-2	4	0.438	901LS	GEL-1004	PT UT-45 DEG.	NDT-D-2 NDT-C-2	01-04-04	
946	IRR-1008-30	P-T	B9.11	MF-2	4	0.438	901LS	GEL-1004	PT UT-45 DEG.	NDT-D-2 NDT-C-2	01-04-04	
947	IRR-1008-30A	T-P	B9.11	MF-2	4	0.438	901LS	GEL-1004	PT UT-45 DEG.	NDT-D-2 NDT-C-2	01-04-04	
948	IRR-1008-30B	T-P	B9.11	MF-2	4	0.438	901LS	GEL-1004	PT UT-45 DEG.	NDT-D-2 NDT-C-2	01-04-04	
949	IRR-1008-31	P-R	B9.11	MF-2	4	0.438	901LS	GEL-1004	PT UT-45 DEG.	NDT-D-2 NDT-C-2	01-04-04	
950	IRR-1009-01	W-E	B9.11	GE-1	4	0.337	SA-376	IRR-1009	PT UT-45 DEG.	NDT-D-2 NDT-C-2	01-04-05	SEE RELIEF REQUEST CR-04 CATAGORY 'C' IGSCC
951	IRR-1009-02	E-P	B9.11	GE-1	4	0.337	SA-376	IRR-1009	PT UT-45 DEG.	NDT-D-2 NDT-C-2	01-04-05	SEE RELIEF REQUEST CR-04 CATAGORY 'C' IGSCC
952	IRR-1009-03	P-E	B9.11	GE-1	4	0.337	SA-376	IRR-1009	PT UT-45 DEG.	NDT-D-2 NDT-C-2	01-04-05	SEE RELIEF REQUEST CR-04 CATAGORY 'B' IGSCC

NO.	COMPONENT I.D. NO.	COMP. FIG.	ITEM NO.	WELD TYPE	NOM. PIPE SIZE	NOM. THK.	MATL. SPEC.	DWG. NO.	EXAM TYPE	PROC. NO.	CAL. STD. NO.	NOTES
953	IRR-1009-04	E-P	B9.11	GE-1	4	0.337	SA-376	IRR-1009	PT UT-45 DEG.	NDT-D-2 NDT-C-2	01-04-05	SEE RELIEF REQUEST CR-04 CATAGORY 'B' IGSCC
954	IRR-1009-05	P-E	B9.11	GE-1	4	0.337	SA-376	IRR-1009	PT UT-45 DEG.	NDT-D-2 NDT-C-2	01-04-05	SEE RELIEF REQUEST CR-04 CATAGORY 'B' IGSCC
955	IRR-1009-07	P-V	B9.11	GE-1	4	0.438	SA-333	IRR-1009	PT UT-45 DEG.	NDT-D-2 NDT-C-2	01-04-04	
956	IRR-1009-08	V-P	B9.11	GE-1	4	0.438	SA-333	IRR-1009	PT UT-45 DEG.	NDT-D-2 NDT-C-2	01-04-04	
957	IRR-1009-09	P-R	B9.11	GE-1	4	0.438	SA-333	IRR-1009	PT UT-45 DEG.	NDT-D-2 NDT-C-2	01-04-04	
958	IRR-1010-01	W-E	B9.11	GE-1	4	0.337	SA-376	IRR-1010	PT UT-45 DEG.	NDT-D-2 NDT-C-2	01-04-05	SEE RELIEF REQUEST CR-04 CATAGORY 'B' IGSCC
959	IRR-1010-02	E-P	B9.11	GE-1	4	0.337	SA-376	IRR-1010	PT UT-45 DEG.	NDT-D-2 NDT-C-2	01-04-05	SEE RELIEF REQUEST CR-04 CATAGORY 'B' IGSCC
960	IRR-1010-03	P-E	B9.11	GE-1	4	0.337	SA-376	IRR-1010	PT UT-45 DEG.	NDT-D-2 NDT-C-2	01-04-05	SEE RELIEF REQUEST CR-04 CATAGORY 'B' IGSCC
961	IRR-1010-06	E-V	B9.11	GE-1	4	0.438	SA-333	IRR-1010	PT UT-45 DEG.	NDT-D-2 NDT-C-2	01-04-04	
962	IRR-1010-08	V-P	B9.11	GE-1	4	0.438	SA-333	IRR-1010	PT UT-45 DEG.	NDT-D-2 NDT-C-2	01-04-04	
963	IRR-1010-09	P-E	B9.11	GE-1	4	0.438	SA-333	IRR-1010	PT UT-45 DEG.	NDT-D-2 NDT-C-2	01-04-04	

NO.	COMPONENT I.D. NO.	COMP. FIG.	ITEM NO.	WELD TYPE	NOM. PIPE SIZE	NOM. THK.	MATL. SPEC.	DWG. NO.	EXAM TYPE	PROC. NO.	CAL. STD. NO.	NOTES
964	IRR-1010-10	E-P	B9.11	GE-1	4	0.438	SA-333	IRR-1010	PT UT-45 DEG.	NDT-D-2 NDT-C-2	01-04-04	
965	IRR-1010-11	P-E	B9.11	GE-1	4	0.438	SA-333	IRR-1010	PT UT-45 DEG.	NDT-D-2 NDT-C-2	01-04-04	
966	IRR-1010-12	E-P	B9.11	GE-1	4	0.438	SA-333	IRR-1010	PT UT-45 DEG.	NDT-D-2 NDT-C-2	01-04-04	
967	IRR-1010-12B	P-P	B9.11	GE-1	4	0.438	SA-333	IRR-1010	MT UT-45 DEG.	NDT-B-1 NDT-C-2	01-04-04	
968	IRR-1010-13	P-E	B9.11	GE-1	4	0.438	SA-333	IRR-1010	PT UT-45 DEG.	NDT-D-2 NDT-C-2	01-04-04	
969	IRR-1010-14	E-P	B9.11	GE-1	4	0.438	SA-333	IRR-1010	PT UT-45 DEG.	NDT-D-2 NDT-C-2	01-04-04	
970	IRR-1010-15	P-E	B9.11	GE-1	4	0.438	SA-333	IRR-1010	PT UT-45 DEG.	NDT-D-2 NDT-C-2	01-04-04	
971	IRR-1010-16	E-P	B9.11	GE-1	4	0.438	SA-333	IRR-1010	PT UT-45 DEG.	NDT-D-2 NDT-C-2	01-04-04	
972	IRR-1010-16A	P-P	B9.11	GE-1	4	0.438	SA-333	IRR-1010	MT UT-45 DEG.	NDT-B-1 NDT-C-2	01-04-04	
973	IRR-1010-17	P-E	B9.11	GE-1	4	0.438	SA-333	IRR-1010	PT UT-45 DEG.	NDT-D-2 NDT-C-2	01-04-04	
974	IRR-1010-18	E-P	B9.11	GE-1	4	0.438	SA-333	IRR-1010	PT UT-45 DEG.	NDT-D-2 NDT-C-2	01-04-04	

NO.	COMPONENT I.D. NO.	COMP. FIG.	ITEM NO.	WELD TYPE	NOM. PIPE SIZE	NOM. THK.	MATL. SPEC.	DWG. NO.	EXAM TYPE	PROC. NO.	CAL. STD. NO.	NOTES
975	IRR-1010-18A	P-P	B9.11	GE-1	4	0.438	SA-333	IRR-1010	PT UT-45 DEG.	NDT-D-2 NDT-C-2	01-04-04	
976	IRR-1010-19	P-E	B9.11	GE-1	4	0.438	SA-333	IRR-1010	PT UT-45 DEG.	NDT-D-2 NDT-C-2	01-04-04	
977	IRR-1010-20	E-P	B9.11	GE-1	4	0.438	SA-333	IRR-1010	PT UT-45 DEG.	NDT-D-2 NDT-C-2	01-04-04	
978	IRR-1010-21	P-E	B9.11	GE-1	4	0.438	SA-333	IRR-1010	PT UT-45 DEG.	NDT-D-2 NDT-C-2	01-04-04	
979	IRR-1010-22	E-R	B9.11	GE-1	4	0.438	SA-333	IRR-1010	PT UT-45 DEG.	NDT-D-2 NDT-C-2	01-04-04	
980	IRT-1001-03	R-T	B9.11	MF-2	6	0.562	901LS	IRT-1001	PT UT-45 DEG.	NDT-D-2 NDT-C-2	01-06-03	
981	IRT-1001-05	R-T	B9.11	MF-2	6	0.562	901LS	IRT-1001	PT UT-45 DEG.	NDT-D-2 NDT-C-2	01-06-03	
982	IRT-1001-06	T-V	B9.11	MF-2	6	0.562	901LS	IRT-1001	PT UT-45 DEG.	NDT-D-2 NDT-C-2	01-06-03	
983	IRT-1001-07	V-E	B9.11	MF-2	6	0.562	901LS	IRT-1001	PT UT-45 DEG.	NDT-D-2 NDT-C-2	01-06-03	
984	IRT-1001-08	E-P	B9.11	MF-2	6	0.562	901LS	IRT-1001	PT UT-45 DEG.	NDT-D-2 NDT-C-2	01-06-03	
985	IRT-1001-09	P-E	B9.11	MF-2	6	0.562	901LS	IRT-1001	PT UT-45 DEG.	NDT-D-2 NDT-C-2	01-06-03	

NO.	COMPONENT I.D. NO.	COMP. FIG.	ITEM NO.	WELD TYPE	NOM. PIPE SIZE	NOM. THK.	MATL. SPEC.	DWG. NO.	EXAM TYPE	PROC. NO.	CAL. STD. NO.	NOTES
986	IRT-1001-10	E-P	B9.11	MF-2	6	0.562	901LS	IRT-1001	PT UT-45 DEG.	NDT-D-2 NDT-C-2	01-06-03	
987	IRT-1001-11	P-E	B9.11	MF-2	6	0.562	901LS	IRT-1001	PT UT-45 DEG.	NDT-D-2 NDT-C-2	01-06-03	
988	IRT-1001-12	E-P	B9.11	MF-2	6	0.562	901LS	IRT-1001	PT UT-45 DEG.	NDT-D-2 NDT-C-2	01-06-03	
989	IRT-1001-12A	P-T	B9.11	MF-2	6	0.562	901LS	IRT-1001	PT UT-45 DEG.	NDT-D-2 NDT-C-2	01-06-03	
990	IRT-1001-12B	T-P	B9.11	MF-2	6	0.562	901LS	IRT-1001	PT UT-45 DEG.	NDT-D-2 NDT-C-2	01-06-03	
991	IRT-1001-13	P-T	B9.11	MF-2	4	0.438	901LS	IRT-1001	PT UT-45 DEG.	NDT-D-2 NDT-C-2	01-04-04	
992	IRT-1001-14	P-E	B9.11	MF-2	6	0.562	901LS	IRT-1001	PT UT-45 DEG.	NDT-D-2 NDT-C-2	01-06-03	
993	IRT-1001-15	E-P	B9.11	MF-2	4	0.438	901LS	IRT-1001	PT UT-45 DEG.	NDT-D-2 NDT-C-2	01-04-04	
994	IRT-1001-16	E-P	B9.11	MF-2	6	0.562	901LS	IRT-1001	PT UT-45 DEG.	NDT-D-2 NDT-C-2	01-06-03	
995	IRT-1001-18	P-F	B9.11	MF-2	6	0.562	901LS	IRT-1001	PT UT-45 DEG.	NDT-D-2 NDT-C-2	01-06-03	
996	IRT-1001-18C	F-P	B9.11	MF-2	6	0.562	901LS	IRT-1001	PT UT-45 DEG.	NDT-D-2 NDT-C-2	01-06-03	

NO.	COMPONENT I.D. NO.	COMP. FIG.	ITEM NO.	WELD TYPE	NOM. PIPE SIZE	NOM. THK.	MATL. SPEC.	DWG. NO.	EXAM TYPE	PROC. NO.	CAL. STD. NO.	NOTES
997	IRT-1001-18D	P-F	B9.11	MF-2	6	0.562	901LS	IRT-1001	PT UT-45 DEG.	NDT-D-2 NDT-C-2	01-06-03	
998	IRT-1001-19	F-P	B9.11	MF-2	6	0.562	901LS	IRT-1001	PT UT-45 DEG.	NDT-D-2 NDT-C-2	01-06-03	
999	IRT-1001-20	P-E	B9.11	MF-2	6	0.562	901LS	IRT-1001	PT UT-45 DEG.	NDT-D-2 NDT-C-2	01-06-03	
1000	IRT-1001-21	E-P	B9.11	MF-2	6	0.562	901LS	IRT-1001	PT UT-45 DEG.	NDT-D-2 NDT-C-2	01-06-03	
1001	IRT-1001-22	P-E	B9.11	MF-2	6	0.562	901LS	IRT-1001	PT UT-45 DEG.	NDT-D-2 NDT-C-2	01-06-03	
1002	IRT-1001-23	E-V	B9.11	MF-2	6	0.562	901LS	IRT-1001	PT UT-45 DEG.	NDT-D-2 NDT-C-2	01-06-03	
1003	IRT-1001-24	V-P	B9.11	MF-2	6	0.562	901LS	IRT-1001	PT UT-45 DEG.	NDT-D-2 NDT-C-2	01-06-03	AUGMENTED TYPE 1A
1004	IRT-1001-25	P-E	B9.11	MF-2	6	0.562	901LS	IRT-1001	PT UT-45 DEG.	NDT-D-2 NDT-C-2	01-06-03	AUGMENTED TYPE 1A
1005	IRT-1001-26	E-P	B9.11	MF-2	6	0.562	901LS	IRT-1001	PT UT-45 DEG.	NDT-D-2 NDT-C-2	01-06-03	AUGMENTED TYPE 1A
1006	IRT-1001-27	P-E	B9.11	MF-2	6	0.562	901LS	IRT-1001	PT UT-45 DEG.	NDT-D-2 NDT-C-2	01-06-03	AUGMENTED TYPE 1A
1007	IRT-1001-28	E-P	B9.11	MF-2	6	0.562	901LS	IRT-1001	PT UT-45 DEG.	NDT-D-2 NDT-C-2	01-06-03	AUGMENTED TYPE 1A

NO.	COMPONENT I.D. NO.	COMP. FIG.	ITEM NO.	WELD TYPE	NOM. PIPE SIZE	NOM. THK.	MATL. SPEC.	DWG. NO.	EXAM TYPE	PROC. NO.	CAL. STD. NO.	NOTES
1008	IRT-1001-29	P-E	B9.11	MF-2	6	0.562	901LS	IRT-1001	PT UT-45 DEG.	NDT-D-2 NDT-C-2	01-06-03	AUGMENTED TYPE 1A
1009	IRT-1001-30	E-P	B9.11	MF-2	6	0.562	901LS	IRT-1001	PT UT-45 DEG.	NDT-D-2 NDT-C-2	01-06-03	AUGMENTED TYPE 1A
1010	IRT-1001-31	P-E	B9.11	MF-2	6	0.562	901LS	IRT-1001	PT UT-45 DEG.	NDT-D-2 NDT-C-2	01-06-03	AUGMENTED TYPE 1A
1011	IRT-1001-32	E-E	B9.11	MF-2	6	0.562	901LS	IRT-1001	PT UT-45 DEG.	NDT-D-2 NDT-C-2	01-06-03	AUGMENTED TYPE 1A
1012	IRT-1001-33	E-P	B9.11	MF-2	6	0.562	901LS	IRT-1001	PT UT-45 DEG.	NDT-D-2 NDT-C-2	01-06-03	AUGMENTED TYPE 1A
1013	IRT-1001-37	P-E	B9.11	MF-2	6	0.562	901LS	IRT-1001	PT UT-45 DEG.	NDT-D-2 NDT-C-2	01-06-03	AUGMENTED TYPE 1A
1014	IRT-1001-38	E-V	B9.11	MF-2	6	0.562	901LS	IRT-1001	PT UT-45 DEG.	NDT-D-2 NDT-C-2	01-06-03	AUGMENTED TYPE 1A
1015	IRT-1001-40	P-V	B9.11	MF-2	4	0.438	901LS	IRT-1001	PT UT-45 DEG.	NDT-D-2 NDT-C-2	01-04-04	
1016	IRT-1001-41	V-P	B9.11	MF-2	4	0.438	901LS	IRT-1001	PT UT-45 DEG.	NDT-D-2 NDT-C-2	01-04-04	
1017	IRT-1001-42	P-E	B9.11	MF-2	4	0.438	901LS	IRT-1001	PT UT-45 DEG.	NDT-D-2 NDT-C-2	01-04-04	
1018	IRT-1001-43	E-P	B9.11	MF-2	4	0.438	901LS	IRT-1001	PT UT-45 DEG.	NDT-D-2 NDT-C-2	01-04-04	

NO.	COMPONENT I.D. NO.	COMP. FIG.	ITEM NO.	WELD TYPE	NOM. PIPE SIZE	NOM. THK.	MATL. SPEC.	DWG. NO.	EXAM TYPE	PROC. NO.	CAL. STD. NO.	NOTES
1019	IRT-1001-46	P-E	B9.11	MF-2	4	0.438	901LS	IRT-1001	PT UT-45 DEG.	NDT-D-2 NDT-C-2	01-04-04	
1020	IRT-1001-47	E-P	B9.11	MF-2	4	0.438	901LS	IRT-1001	PT UT-45 DEG.	NDT-D-2 NDT-C-2	01-04-04	
1021	IRT-1001-48	P-E	B9.11	MF-2	4	0.438	901LS	IRT-1001	PT UT-45 DEG.	NDT-D-2 NDT-C-2	01-04-04	
1022	IRT-1001-49	E-P	B9.11	MF-2	4	0.438	901LS	IRT-1001	PT UT-45 DEG.	NDT-D-2 NDT-C-2	01-04-04	
1023	IRT-1001-50	P-E	B9.11	MF-2	4	0.438	901LS	IRT-1001	PT UT-45 DEG.	NDT-D-2 NDT-C-2	01-04-04	

UNIT 1
EXAM CATEGORY B-K-1
CLASS A INTEGRAL ATTACHMENTS

ITEM NO.	TYPE	RESTRAINT NUMBER	M-799 SHEET	M. DRAWING NUMBER/ SHEET	PIPE SIZE	BUILDING	ELEVATION	ROW	COLUMN
B10.10	A	1RB-62		1201/1	1.5				
B10.10	A	M-1		780	26				
B10.10	A	M-10		780	12				
B10.10	A	M-11		780	12				
B10.10	A	M-12		780	12				
B10.10	A	M-13		780	12				
B10.10	A	M-14		780	12				
B10.10	A	M-2		780	26				
B10.10	A	M-22		780	3				
B10.10	A	M-29		780	6				
B10.10	A	M-3		780	26				
B10.10	A	M-30		780	6				
B10.10	A	M-34		780	1.5				
B10.10	A	M-4		780	26				
B10.10	A	M-5		780	24				
B10.10	A	M-6		780	24				
B10.10	A	M-7		780	20				
B10.10	A	M-8		780	12				
B10.10	A	M-9		780	12				
B10.10	C	FW02-1144C	22	802/1	12	C	791	+	3
B10.10	C	FW02-1185C	41		12	C	796	+	1
B10.10	C	HP02-1506C	22	839/1	12	C	780	+	3
B10.10	C	LP02-1001C	18		12	C	798	+	2
B10.10	C	RH03-1001C	6	839/1	12	C	746	+	1
B10.10	C	RH40-1002C	3	839/2	12	C	787	+	2
B10.10	C	RH40-1003C	23	839/2	12	C	799	+	2
B10.10	C	RH40-1004C	18	839/2	12	C	799	+	2
B10.10	C	RH40-1005C	3	839/1	12	C	793	+	4
B10.10	C	RH40-1006C	2	839/1	12	C	796	+	4
B10.10	C	RH40-1007C	3	839/1	12	C	787	+	4
B10.10	C	RH53-1002C	2	839/1	12	C	796	+	1
B10.10	C	RI24-1500C	19	844/2	6	C	823	+	4
B10.10	S	FW02-1055S	24	802/1	24	C	755	+	4
B10.10	S	FW02-1071S	21	802/1	24	C	778	+	1
B10.10	S	FW02-1143S	21	802/1	12	C	782	+	3
B10.10	S	FW02-1145S	41	802/1	10	C	786	+	3

UNIT 1
EXAM CATEGORY B-K-1
CLASS A INTEGRAL ATTACHMENTS

ITEM NO.	TYPE	RESTRAINT NUMBER	M-799 SHEET	M. DRAWING NUMBER/ SHEET	PIPE SIZE	BUILDING	ELEVATION	ROW	COLUMN
B10.10	S	FW02-1150S	21	802/1	24	C	778	+	4
B10.10	S	FW02-1153S	21	802/6	12	C	785	+	1
B10.10	S	FW02-1170S	24	802/1	24	C	754	+	1
B10.10	S	FW02-1174S	21	802/1	12	C			
B10.10	S	MS06-1006S	27	800/1	10	C	787	+	2
B10.10	S	RH03-1516S	23	839/2	12	C	741	+	3
B10.10	S	RH40-1561S	23	839/2	12	C	799	+	2
B10.10	S	RH40-1012S	24	844/1	10	C	774	+	2
B10.10	S	RI24-1017S	41	844/2&3	6	C			
B10.10	S	RT01-1093S	41		4	C	738	+	2
B10.10	V	FW02-1004V	22	802/1	24	C	770	+	1
B10.10	V	FW02-1012V	2	802/1	24	C	770	+	4
B10.10	V	RI24-1002V	6	844/2&3	6	C	797	+	1
B10.10	X	HP02-1022X	21	838/1	12				
B10.10	X	HP02-1024X	27	838/1	12	C	774	+	4
B10.10	X	LP02-1017X	27	837/1	12	C	778	+	2
B10.10	X	RH40-1500X	23	839/2	12	C	799	+	2
B10.10	X	RH40-1501X	23	839/2	12	C	799	+	2
B10.10	X	RH40-1507X	23	839/2	12	C	784	+	2
B10.10	X	RH40-1523X	21	839/1	12	C	797	+	4
B10.10	X	RH40-1524X	41	839/1	12	C	792	+	1
B10.10	X	RH53-1550X	21	839/1	12	C	796	+	1
B10.10	X	RH53-1551X	21	839/1	12	C	796	+	1
B10.10	X	RI24-1018X	23	844/2&3	6	C	780	+	1
B10.10	X	RI24-1113X	23	844/2&3	6	C	754	+	1
B10.10	X	RI24-1511X	24	844/2	6	C	810	+	1
B10.10	X	RI24-1512X	24	844/2	6	C	810	+	1
B10.10	X	RI42-1011X	23	839/1	6	C			
B10.10	X	RI42-1012X	23	839/1	6		741	H	13
B10.10	X	RR28-1008X	41		4		750	+	1
B10.10	X	RR28-1017X	41		4		750	+	1
B10.20		1B33-C001A	RECIRC PUMP			C			
B10.20		1B33-C001B	RECIRC PUMP			C			

NO.	COMPONENT I.D. NO.	COMP. FIG.	ITEM NO.	MATL. SPEC.	SIZE (IN.)	CAL. STD. NO.	DWG. NO.	EXAM TYPE	PROC. NO.	NOTES
1	1B33-C001A	PU	B12.20	N/A	N/A	N/A	IRR-1002	VT	VT-3/4-1	
2	1B33-C001B	PU	B12.20	N/A	N/A	N/A	IRR-1006	VT	VT-3/4-1	

NO.	VALVE NO.	GROUP	ITEM NO.	SIZE	VALVE DESIGN	MANUFACTURING METHOD	MANUFACTURER	DWG. NO.	EXAM TYPE	PROC. NO.	NOTES
1	1B21-F011A	FW-1	B12.50	24	GATE	CAST CS	ANCHOR DARLING	IFW-1001	VT	VT-3/4-1	
2	1B21-F011B	FW-1	B12.50	24	GATE	CAST CS	ANCHOR DARLING	IFW-1001	VT	VT-3/4-1	
3	1B21-F010A	FW-2	B12.50	24	CHECK	CAST CS	ANCHOR DARLING	IFW-1001	VT	VT-3/4-1	
4	1B21-F032A	FW-2	B12.50	24	CHECK	CAST CS	ANCHOR DARLING	IFW-1001	VT	VT-3/4-1	
5	1B21-F010B	FW-2	B12.50	24	CHECK	CAST CS	ANCHOR DARLING	IFW-1002	VT	VT-3/4-1	
6	1B21-F032B	FW-2	B12.50	24	CHECK	CAST CS	ANCHOR DARLING	IFW-1002	VT	VT-3/4-1	
7	1E22-F004	HP-1	B12.50	12	GATE	CAST CS	ANCHOR DARLING	IHP-1001	VT	VT-3/4-1	
8	1E22-F038	HP-1	B12.50	12	GATE	CAST CS	ANCHOR DARLING	IHP-1001	VT	VT-3/4-1	
9	1E22-F005	HP-2	B12.50	12	CHECK	CAST CS	ANCHOR DARLING	IHP-1001	VT	VT-3/4-1	
10	1E21-F005	LP-1	B12.50	12	GATE	CAST CS	ANCHOR DARLING	ILP-1001	VT	VT-3/4-1	

NO.	VALVE NO.	GROUP	ITEM NO.	SIZE	VALVE DESIGN	MANUFACTURING METHOD	MANUFACTURER	DWG. NO.	EXAM TYPE	PROC. NO.	NOTES
11	1E21-F051	LP-1	B12.50	12	GATE	CAST CS	ANCHOR DARLING	ILP-1001	VT	VT-3/4-1	
12	1E21-F006	LP-2	B12.50	12	CHECK	CAST CS	ANCHOR DARLING	ILP-1001	VT	VT-3/4-1	
13	1B21-F013A	MS-1	B12.50	8X10	RELIEF	CAST CS	CROSBY	IMS-1004	VT	VT-3/4-1	
14	1B21-F013B	MS-1	B12.50	8X10	RELIEF	CAST CS	CROSBY	IMS-1001	VT	VT-3/4-1	
15	1B21-F013C	MS-1	B12.50	8X10	RELIEF	CAST CS	CROSBY	IMS-1003	VT	VT-3/4-1	
16	1B21-F013D	MS-1	B12.50	8X10	RELIEF	CAST CS	CROSBY	IMS-1002	VT	VT-3/4-1	
17	1B21-F013E	MS-1	B12.50	8X10	RELIEF	CAST CS	CROSBY	IMS-1003	VT	VT-3/4-1	
18	1B21-F013F	MS-1	B12.50	8X10	RELIEF	CAST CS	CROSBY	IMS-1002	VT	VT-3/4-1	
19	1B21-F013G	MS-1	B12.50	8X10	RELIEF	CAST CS	CROSBY	IMS-1004	VT	VT-3/4-1	
20	1B21-F013H	MS-1	B12.50	8X10	RELIEF	CAST CS	CROSBY	IMS-1004	VT	VT-3/4-1	

NO.	VALVE NO.	GROUP	ITEM NO.	SIZE	VALVE DESIGN	MANUFACTURING METHOD	MANUFACTURER	DWG. NO.	EXAM TYPE	PROC. NO.	NOTES
21	1B21-F013J	MS-1	B12.50	8X10	RELIEF	CAST CS	CROSBY	IMS-1001	VT	VT-3/4-1	
22	1B21-F013K	MS-1	B12.50	8X10	RELIEF	CAST CS	CROSBY	IMS-1002	VT	VT-3/4-1	
23	1B21-F013L	MS-1	B12.50	8X10	RELIEF	CAST CS	CROSBY	IMS-1003	VT	VT-3/4-1	
24	1B21-F013M	MS-1	B12.50	8X10	RELIEF	CAST CS	CROSBY	IMS-1002	VT	VT-3/4-1	
25	1B21-F013N	MS-1	B12.50	8X10	RELIEF	CAST CS	CROSBY	IMS-1003	VT	VT-3/4-1	
26	1B21-F013P	MS-1	B12.50	8X10	RELIEF	CAST CS	CROSBY	IMS-1001	VT	VT-3/4-1	
27	1B21-F013R	MS-1	B12.50	8X10	RELIEF	CAST CS	CROSBY	IMS-1003	VT	VT-3/4-1	
28	1B21-F013S	MS-1	B12.50	8X10	RELIEF	CAST CS	CROSBY	IMS-1002	VT	VT-3/4-1	
29	1B21-F013U	MS-1	B12.50	8X10	RELIEF	CAST CS	CROSBY	IMS-1004	VT	VT-3/4-1	
30	1B21-F013V	MS-1	B12.50	8X10	RELIEF	CAST CS	CROSBY	IMS-1001	VT	VT-3/4-1	

NO.	VALVE NO.	GROUP	ITEM NO.	SIZE	VALVE DESIGN	MANUFACTURING METHOD	MANUFACTURER	DWG. NO.	EXAM TYPE	PROC. NO.	NOTES
31	1B21-F022A	MS-2	B12.50	26	STOP	CAST CS	ROCKWELL	IMS-1051	VT	VT-3/4-1	
32	1B21-F022B	MS-2	B12.50	26	STOP	CAST CS	ROCKWELL	IMS-1052	VT	VT-3/4-1	
33	1B21-F022C	MS-2	B12.50	26	STOP	CAST CS	ROCKWELL	IMS-1053	VT	VT-3/4-1	
34	1B21-F022D	MS-2	B12.50	26	STOP	CAST CS	ROCKWELL	IMS-1054	VT	VT-3/4-1	
35	1B21-F028A	MS-2	B12.50	26	STOP	CAST CS	ROCKWELL	IMS-1051	VT	VT-3/4-1	
36	1B21-F028B	MS-2	B12.50	26	STOP	CAST CS	ROCKWELL	IMS-1052	VT	VT-3/4-1	
37	1B21-F028C	MS-2	B12.50	26	STOP	CAST CS	ROCKWELL	IMS-1053	VT	VT-3/4-1	
38	1B21-F028D	MS-2	B12.50	26	STOP	CAST CS	ROCKWELL	IMS-1054	VT	VT-3/4-1	
39	1E12-F092A	RH-1	B12.50	12	GATE	CAST CS	ANCHOR DARLING	IRH-1003	VT	VT-3/4-1	
40	1E12-F092B	RH-1	B12.50	12	GATE	CAST CS	ANCHOR DARLING	IRH-1002	VT	VT-3/4-1	

NO.	VALVE NO.	GROUP	ITEM NO.	SIZE	VALVE DESIGN	MANUFACTURING METHOD	MANUFACTURER	DWG. NO.	EXAM TYPE	PROC. NO.	NOTES
41	1E12-F092C	RH-1	B12.50	12	GATE	CAST CS	ANCHOR DARLING	IRH-1004	VT	VT-3/4-1	
42	1E12-F042A	RH-1	B12.50	12	GATE	CAST CS	ANCHOR DARLING	IRH-1003	VT	VT-3/4-1	
43	1E12-F042B	RH-1	B12.50	12	GATE	CAST CS	ANCHOR DARLING	IRH-1002	VT	VT-3/4-1	
44	1E12-F042C	RH-1	B12.50	12	GATE	CAST CS	ANCHOR DARLING	IRH-1004	VT	VT-3/4-1	
45	1E12-F090A	RH-1	B12.50	12	GATE	CAST CS	ANCHOR DARLING	IRH-1005	VT	VT-3/4-1	
46	1E12-F090B	RH-1	B12.50	12	GATE	CAST CS	ANCHOR DARLING	IRH-1001	VT	VT-3/4-1	
47	1E12-F053A	RH-2	B12.50	12	GLOBE	CAST CS	ROCKWELL	IRH-1005	VT	VT-3/4-1	
48	1E12-F053B	RH-2	B12.50	12	GLOBE	CAST CS	ROCKWELL	IRH-1001	VT	VT-3/4-1	
49	1E12-F008	RH-3	B12.50	20	GATE	CAST CS	ANCHOR DARLING	IRH-1031	VT	VT-3/4-1	
50	1E12-F009	RH-3	B12.50	20	GATE	CAST CS	ANCHOR DARLING	IRH-1031	VT	VT-3/4-1	

NO.	VALVE NO.	GROUP	ITEM NO.	SIZE	VALVE DESIGN	MANUFACTURING METHOD	MANUFACTURER	DWG. NO.	EXAM TYPE	PROC. NO.	NOTES
51	1E12-F020	RH-3	B12.50	20	GATE	CAST CS	ANCHOR DARLING	IRH-1031	VT	VT-3/4-1	
52	1E12-F041A	RH-4	B12.50	12	CHECK	CAST CS	ANCHOR DARLING	IRH-1003	VT	VT-3/4-1	
53	1E12-F041B	RH-4	B12.50	12	CHECK	CAST CS	ANCHOR DARLING	IRH-1002	VT	VT-3/4-1	
54	1E12-F041C	RH-4	B12.50	12	CHECK	CAST CS	ANCHOR DARLING	IRH-1004	VT	VT-3/4-1	
55	1E12-F050A	RH-4	B12.50	12	CHECK	CAST CS	ANCHOR DARLING	IRH-1005	VT	VT-3/4-1	
56	1E12-F050B	RH-4	B12.50	12	CHECK	CAST CS	ANCHOR DARLING	IRH-1001	VT	VT-3/4-1	
57	1E51-F063	RI-1	B12.50	10	GATE	CAST CS	ANCHOR DARLING	IMS-1055	VT	VT-3/4-1	
58	1E51-F064	RI-1	B12.50	10	GATE	CAST CS	ANCHOR DARLING	IRI-1001	VT	VT-3/4-1	
59	1E51-F013	RI-2	B12.50	6	GATE	CAST CS	ANCHOR DARLING	IRI-1003	VT	VT-3/4-1	
60	1E51-F065	RI-3	B12.50	6	CHECK	CAST CS	ANCHOR DARLING	IRI-1003	VT	VT-3/4-1	

NO.	VALVE NO.	GROUP	ITEM NO.	SIZE	VALVE DESIGN	MANUFACTURING METHOD	MANUFACTURER	DWG. NO.	EXAM TYPE	PROC. NO.	NOTES
61	1E51-F066	RI-3	B12.50	6	CHECK	CAST CS	ANCHOR DARLING	IRI-1002	VT	VT-3/4-1	
62	1E12-F019	RI-3	B12.50	6	CHECK	CAST CS	ANCHOR DARLING	IRI-1003	VT	VT-3/4-1	TIES IN WITH RHR
63	1E12-F023	RI-4	B12.50	6	GLOBE	CAST CS	ANCHOR DARLING	IRI-1003	VT	VT-3/4-1	TIES IN WITH RHR
64	1B33-F067A	RR-1	B12.50	24	GATE	CAST CS	ATWOOD-MORRAL	IRR-1002	VT	VT-3/4-1	
65	1B33-F023A	RR-1	B12.50	24	GATE	CAST CS	ATWOOD-MORRAL	IRR-1003	VT	VT-3/4-1	
66	1B33-F067B	RR-1	B12.50	24	GATE	CAST CS	ATWOOD-MORRAL	IRR-1006	VT	VT-3/4-1	
67	1B33-F023B	RR-1	B12.50	24	GATE	CAST CS	ATWOOD-MORRAL	IRR-1007	VT	VT-3/4-1	
68	1B33-F060A	RR-2	B12.50	24	BALL	CAST CS	HAMMERHILL -DAHL	IRR-1002	VT	VT-3/4-1	
69	1B33-F060B	RR-2	B12.50	24	BALL	CAST CS	HAMMERHILL -DAHL	IRR-1006	VT	VT-3/4-1	

NO.	COMPONENT I.D. NO.	COMP. FIG.	ITEM NO.	MATL. SPEC.	SIZE (IN.)	CAL. STD. NO.	DWG. NO.	EXAM TYPE	PROC. NO.	NOTES
1	DRYER SUPPORT LUGS	N/A	B13.10	N/A	N/A	N/A	N/A	VT	VT-3/4-1	
2	DRYER HOLD DOWN LUGS	N/A	B13.10	N/A	N/A	N/A	N/A	VT	VT-3/4-1	
3	CORE SPRAY LINES	N/A	B13.10	N/A	N/A	N/A	N/A	VT	VT-3/4-1	
4	LPCI BELLOWS	N/A	B13.10	N/A	N/A	N/A	N/A	VT	VT-3/4-1	
5	CORE SPRAY SPARGERS	N/A	B13.10	N/A	N/A	N/A	N/A	VT	VT-3/4-1	
6	JET PUMP COMPONENTS	N/A	B13.10	N/A	N/A	N/A	N/A	VT	VT-3/4-1	
7	JET PUMP HOLD DOWN ASSEMBLY AND BOLTS	N/A	B13.10	N/A	N/A	N/A	N/A	VT	VT-3/4-1	

NO.	COMPONENT I.D. NO.	COMP. FIG.	ITEM NO.	MATL. SPEC.	SIZE (IN.)	CAL. STD. NO.	DWG. NO.	EXAM TYPE	PROC. NO.	NOTES
1	LOWER SURVEILLANCE SAMPLE BASKET ATTACHMENTS	N/A	B13.20	N/A	N/A	N/A	N/A	VT	VT-1-1	
2	JET PUMP RISER BRACE ATTACHMENTS	N/A	B13.20	N/A	N/A	N/A	N/A	VT	VT-1-1	
3	UPPER SURVEILLANCE SAMPLE BASKET ATTACHMENTS	N/A	B13.30	N/A	N/A	N/A	N/A	VT	VT-3/4-1	
4	DRYER SUPPORT LUG ATTACHMENTS	N/A	B13.30	N/A	N/A	N/A	N/A	VT	VT-3/4-1	
5	DRYER HOLD DOWN LUG ATTACHMENTS	N/A	B13.30	N/A	N/A	N/A	N/A	VT	VT-3/4-1	
6	HP CORE SPRAY PIPING BRACKETS	N/A	B13.30	N/A	N/A	N/A	N/A	VT	VT-3/4-1	
7	LP CORE SPRAY PIPING BRACKETS	N/A	B13.30	N/A	N/A	N/A	N/A	VT	VT-3/4-1	
8	FEEDWATER SPARGER BRACKET ATTACHMENTS	N/A	B13.30	N/A	N/A	N/A	N/A	VT	VT-3/4-1	
9	SHROUD SUPPORT PLATE TO VESSEL WELD	N/A	B13.30	N/A	N/A	N/A	N/A	VT	VT-3/4-1	
10	SHROUD SUPPORT PLATE GUSSET TO VESSEL WELDS	N/A	B13.30	N/A	N/A	N/A	N/A	VT	VT-3/4-1	

NO.	COMPONENT I.D. NO.	COMP. FIG.	ITEM NO.	MATL. SPEC.	SIZE (IN.)	CAL. STD. NO.	DWG. NO.	EXAM TYPE	PROC. NO.	NOTES
11	CRD STUB TUBE TO VESSEL WELDS	N/A	B13.30	N/A	N/A	N/A	N/A	VT	VT-3/4-1	NORMALLY INACCESSIBLE
12	INCORE HOUSING TO VESSEL WELDS	N/A	B13.30	N/A	N/A	N/A	N/A	VT	VT-3/4-1	NORMALLY INACCESSIBLE
13	SBLC & DELTA "P" PIPING TO VESSEL WELDS	N/A	B13.30	N/A	N/A	N/A	N/A	VT	VT-3/4-1	NORMALLY INACCESSIBLE
14	SHROUD	N/A	B13.40	N/A	N/A	N/A	N/A	VT	VT-3/4-1	
15	SHROUD SUPPORT PLATE	N/A	B13.40	N/A	N/A	N/A	N/A	VT	VT-3/4-1	
16	SHROUD SUPPORT PLATE GUSSET TO PLATE WELDS	N/A	B13.40	N/A	N/A	N/A	N/A	VT	VT-3/4-1	
17	TOP GUIDE & WEDGES	N/A	B13.40	N/A	N/A	N/A	N/A	VT	VT-3/4-1	
18	TOP GUIDE HOLD DOWN ASSEMBLIES	N/A	B13.40	N/A	N/A	N/A	N/A	VT	VT-3/4-1	
19	CORE PLATE	N/A	B13.40	N/A	N/A	N/A	N/A	VT	VT-3/4-1	
20	CORE PLATE HOLD DOWN BOLTS	N/A	B13.40	N/A	N/A	N/A	N/A	VT	VT-3/4-1	

NO.	COMPONENT I.D. NO.	COMP. FIG.	ITEM NO.	MATL. SPEC.	SIZE (IN.)	CAL. STD. NO.	DWG. NO.	EXAM TYPE	PROC. NO.	NOTES
21	CRD HOUSING TO STUB TUBE WELDS	N/A	B13.40	N/A	N/A	N/A	N/A	VT	VT-3/4-1	NORMALLY INACCESSIBLE
22	FUEL SUPPORTS	N/A	B13.40	N/A	N/A	N/A	N/A	VT	VT-3/4-1	

NO.	COMPONENT I.D. NO.	COMP. FIG.	ITEM NO.	WELD TYPE	NOM. PIPE SIZE	NOM. THK.	MATL. SPEC.	DWG. NO.	EXAM TYPE	PROC. NO.	CAL. STD. NO.	NOTES
1	185 CRD DRIVES	N/A	B14.10	N/A	N/A	N/A	N/A	N/A	PT	NDT-D-2	N/A	

NO.	COMPONENT I.D. NO.	COMP. FIG.	ITEM NO.	MATL. SPEC.	SIZE (IN.)	CAL. STD. NO.	DRG. NO.	EXAM TYPE	PROC. NO.	NOTES
11	INCORE DRY TUBES	N/A	N/A	N/A	N/A	N/A	N/A	VT	VT-1-1	RICSIL 073 & SIL 409
12	SURVEILLANCE SAMPLE BASKETS	N/A	N/A	N/A	N/A	N/A	N/A	VT	VT-3/4-1	
13	SBLC & DELTA "P" PIPING	N/A	N/A	N/A	N/A	N/A	N/A	VT	VT-3/4-1	NORMALLY INACCESSIBLE
14	SHROUD	N/A	N/A	N/A	N/A	N/A	N/A	UT	VENDOR	BWRVIP & GNL 94-03
15	JET PUMP BEAM BOLT KEEPER WELDS	N/A	N/A	N/A	N/A	N/A	N/A	VT	VT-1-1	
16	JET PUMP ADAPTER TO SHROUD SUPPORT PLATE WELDS	N/A	N/A	N/A	N/A	N/A	N/A	VT	VT-1-1	
17	JET PUMP BEAMS	N/A	N/A	N/A	N/A	N/A	N/A	UT	VENDOR	NUREG/CR-3052
18	SHROUD HEAD BOLTS	N/A	N/A	N/A	N/A	N/A	N/A	UT	VENDOR	SIL 443 SUP. 1

NO.	COMPONENT I.D. NO.	ITEM NO.	WELD TYPE	MATL. SPEC.	THICK. (IN)	CAL. STD. NO.	AZ (DEG) ELV (FT)	DWG. NO.	EXAM REQUIRED	PROC. NO.	NOTES
1	IRH-HX1A-02	C1.10	RH-1	SA-516	0.81 1.18	01-91-07 01-91-06	0-360 0-360	GEL-1104	UT-45 DEG.	NDT-C-2	
2	IRH-HX1A-03	C1.10	RH-1	SA-516	0.81 1.18	01-91-07 01-91-06	0-360 0-360	GEL-1104	UT-45 DEG.	NDT-C-2	
3	IRH-HX1A-04	C1.10	RH-1	SA-516	0.81 1.18	01-91-07 01-91-06	0-360 0-360	GEL-1104	UT-45 DEG.	NDT-C-2	
4	IRH-HX1A-05	C1.10	RH-1	SA-516	0.81 1.18	01-91-07 01-91-06	0-360 0-360	GEL-1104	UT-45 DEG.	NDT-C-2	
5	IRH-HX1A-06	C1.30	RH-1	SA-516	1.18	01-91-06	0-360	GEL-1104	UT-45 DEG.	NDT-C-2	
6	IRH-HX1B-02	C1.10	RH-1	SA-516	0.81 1.18	01-91-07 01-91-06	0-360 0-360	GEL-1104	UT-45 DEG.	NDT-C-2	
7	IRH-HX1B-03	C1.10	RH-1	SA-516	0.81 1.18	01-91-07 01-91-06	0-360 0-360	GEL-1104	UT-45 DEG.	NDT-C-2	
8	IRH-HX1B-04	C1.10	RH-1	SA-516	0.81 1.18	01-91-07 01-91-06	0-360 0-360	GEL-1104	UT-45 DEG.	NDT-C-2	
9	IRH-HX1B-05	C1.10	RH-1	SA-516	0.81 1.18	01-91-07 01-91-06	0-360 0-360	GEL-1104	UT-45 DEG.	NDT-C-2	
10	IRH-HX1B-06	C1.30	RH-1	SA-516	1.18	01-91-06	0-360	GEL-1104	UT-45 DEG.	NDT-C-2	

NO.	COMPONENT I.D. NO.	ITEM NO.	WELD TYPE	MATL. SPEC.	THICK. (IN)	CAL. STD. NO.	AZ (DEG) ELV (FT)	DWG. NO.	EXAM REQUIRED	PROC. NO.	NOTES
1	IRH-HX1A-1	C2.21	RH-2	SA-516	1.18	01-91-06	0-360	GEL-1104	PT UT-45 DEG.	NDT-D-2 NDT-C-2	
2	IRH-HX1A-7	C2.21	RH-3	SA-516	1.18	01-91-06	0-360	GEL-1104	PT UT-45 DEG.	NDT-D-2 NDT-C-2	
3	IRH-HX1B-1	C2.21	RH-2	SA-516	1.18	01-91-06	0-360	GEL-1104	PT UT-45 DEG.	NDT-D-2 NDT-C-2	
4	IRH-HX1B-7	C2.21	RH-3	SA-516	1.18	01-91-06	0-360	GEL-1104	PT UT-45 DEG.	NDT-D-2 NDT-C-2	
5	IRH-HX1A-1	C2.22	N/A	SA-516	2.25		0-360	GEL-1104	UT		
6	IRH-HX1A-7	C2.22	N/A	SA-516	2.44		0-360	GEL-1104	UT		
7	IRH-HX1B-1	C2.22	N/A	SA-516	2.25		0-360	GEL-1104	UT		
8	IRH-HX1B-7	C2.22	N/A	SA-516	2.44		0-360	GEL-1104	UT		

UNIT 1
EXAM CATEGORY C-C
CLASS B INTEGRAL ATTACHMENTS

ITEM NO.	TYPE	RESTRAINT NUMBER	M-799 SHEET	M. DRAWING NUMBER/SHEET	PIPE SIZE	BUILDING	ELEVATION	ROW	COLUMN
C3.10	A	IRH-HX1A-8A		GEL-1104					
C3.10	A	IRH-HX1A-8B		GEL-1104					
C3.10	A	IRH-HX1A-8C		GEL-1104					
C3.10	A	IRH-HX1A-8D		GEL-1104					
C3.10	A	IRH-HX1A-9A		GEL-1104					
C3.10	A	IRH-HX1A-9B		GEL-1104					
C3.10	A	IRH-HX1A-9C		GEL-1104					
C3.10	A	IRH-HX1A-9D		GEL-1104					
C3.10	A	IRH-HX1A-10A		GEL-1104					
C3.10	A	IRH-HX1A-10B		GEL-1104					
C3.10	A	IRH-HX1A-10C		GEL-1104					
C3.10	A	IRH-HX1A-10D		GEL-1104					
C3.10	A	IRH-HX1A-11A		GEL-1104					
C3.10	A	IRH-HX1A-11B		GEL-1104					
C3.10	A	IRH-HX1A-11C		GEL-1104					
C3.10	A	IRH-HX1A-11D		GEL-1104					
C3.10	A	IRH-HX1A-11A		GEL-1104					
C3.10	A	IRH-HX1A-11B		GEL-1104					
C3.10	A	IRH-HX1A-12C		GEL-1104					
C3.10	A	IRH-HX1A-12D		GEL-1104					
C3.10	A	IRH-HX1A-13A		GEL-1104					
C3.10	A	IRH-HX1A-13B		GEL-1104					
C3.10	A	IRH-HX1A-13C		GEL-1104					
C3.10	A	IRH-HX1A-13D		GEL-1104					
C3.10	A	IRH-HX1B-5A		GEL-1104					
C3.10	A	IRH-HX1B-8B		GEL-1104					
C3.10	A	IRH-HX1B-8C		GEL-1104					
C3.10	A	IRH-HX1B-8D		GEL-1104					
C3.10	A	IRH-HX1B-9A		GEL-1104					
C3.10	A	IRH-HX1B-9B		GEL-1104					
C3.10	A	IRH-HX1B-9C		GEL-1104					
C3.10	A	IRH-HX1B-9D		GEL-1104					
C3.10	A	IRH-HX1B-10A		GEL-1104					
C3.10	A	IRH-HX1B-10B		GEL-1104					
C3.10	A	IRH-HX1B-10C		GEL-1104					
C3.10	A	IRH-HX1B-10D		GEL-1104					
C3.10	A	IRH-HX1B-11A		GEL-1104					

UNIT 1
EXAM CATEGORY C-C
CLASS B INTEGRAL ATTACHMENTS

ITEM NO.	TYPE	RESTRAINT NUMBER	M-799 SHEET	M. DRAWING NUMBER/SHEET	PIPE SIZE	BUILDING	ELEVATION	ROW	COLUMN
C3.10	A	IRH-HX1B-11B		GEL-1104					
C3.10	A	IRH-HX1B-11C		GEL-1104					
C3.10	A	IRH-HX1B-11D		GEL-1104					
C3.10	A	IRH-HX1B-11A		GEL-1104					
C3.10	A	IRH-HX1B-11B		GEL-1104					
C3.10	A	IRH-HX1B-12C		GEL-1104					
C3.10	A	IRH-HX1B-12D		GEL-1104					
C3.10	A	IRH-HX1B-13A		GEL-1104					
C3.10	A	IRH-HX1B-13B		GEL-1104					
C3.10	A	IRH-HX1B-13C		GEL-1104					
C3.10	A	IRH-HX1B-13D		GEL-1104					
C3.20	A	1RB-13		M-1201 S1	24				
C3.20	A	1RB-157		M-1201 S1	18				
C3.20	A	1RB-17		M-1201 S1	8				
C3.20	A	1RB-77		M-1201 S1	18				
C3.20	A	M-68		M-780	24				
C3.20	A	M-69		M-780	24				
C3.20	A	M-70		M-780	24				
C3.20	A	M-71		M-780	24				
C3.20	A	M-72		M-780	24				
C3.20	A	M-79		M-780	16				
C3.20	A	M-84		M-780	16				
C3.20	C	MS01-1013C	2	800/1	26	A	728	J	12
C3.20	C	MS01-1015C	2	800/1	26	A	728	J	12
C3.20	C	MS01-1017C	2	800/1	26	A	728	J	11
C3.20	C	MS01-1019C	2	800/1	26	A	728	J	11
C3.20	C	MS01-1022C	2	800/3	26	T	722	U	12
C3.20	C	MS01-1024C	2	800/3	26	T	722	U	12
C3.20	C	MS01-1027C	2	800/3	26	T	722	S	12
C3.20	C	MS01-1029C	2	800/3	26	T	722	S	12
C3.20	R	HP01-1020R	22	838/2	24	R	680	E	9
C3.20	R	VQ05-1013R	13	835/1	26				
C3.20	S	HP02-1012S	27	838/1	16	R	763	C	10
C3.20	S	HP02-1019S	27	838/1	16	R	735	+	1
C3.20	S	LP02-1025S	27	837/3	16	R	703	A	13
C3.20	S	MS01-1235S	27	800/3	28	T	750	S	12

UNIT 1
EXAM CATEGORY C-C
CLASS B INTEGRAL ATTACHMENTS

ITEM NO.	TYPE	RESTRAINT NUMBER	M-799 SHEET	M. DRAWING NUMBER/SHEET	PIPE SIZE	BUILDING	ELEVATION	ROW	COLUMN
C3.20	S	RH01-1017S	21	839/5	24	R	681	H	14
C3.20	S	RH02-1010S	24	839/4	18	R	705	H	14
C3.20	S	RH02-1017S	21	839/3	18	R	731	C	8
C3.20	S	RH02-1019S	24	839/5	18	R	686	G	14
C3.20	S	RH02-1051S	21	839/3	18	R	732	C	8
C3.20	S	RH02-1056S	28	830/3	18	R	710	G	14
C3.20	S	RH02-1058S	24	839/5	18	R	686	H	14
C3.20	S	RH02-1060S	28	830/3	18	R	710	H	14
C3.20	S	RH02-1062S	24	839/1	18	R	715	H	14
C3.20	S	RH02-1065S	41		18	R	684	D	8
C3.20	S	RH03-1037S	27	839/2	18	R	717	A	8
C3.20	S	RH03-1048S		839/4	18	R	703	H	14
C3.20	S	RH03-1049S	23		18	R	700	H	14
C3.20	S	RH03-1540S	24	210	18	R	718	H	14
C3.20	S	RH04-1020S	24	839/5	18	R	682	G	14
C3.20	S	RH04-1028S	24	839/3	18	R	703	D	14
C3.20	S	RH04-1045S	24	839/6	18	R	682	B	9
C3.20	S	RH04-1521S	27	839/3	20	R	703	A	11
C3.20	S	RH04-1522S	41		18	R	688	B	9
C3.20	S	RH12-1071S	24	839/9	8	R	688	B	10
C3.20	S	RH13-1114S	33	839/1	18	R	683	C	13
C3.20	S	RH13-1127S	16	839/3	18	R	701	D	10
C3.20	S	RH13-1154S	21	839/2	18	R	719	A	8
C3.20	S	RH13-1156S	23	839/3	18				
C3.20	S	RH14-1016S	27	839/8	18	R	723	C	9
C3.20	S	RH14-1051S	27	839/8	18	R	723	C	10
C3.20	S	RH18-1007S	41		18	R	703	H	14
C3.20	S	RH19-1015S	24	839/1	18	R	719	G	14
C3.20	S	RH19-1034S	24	839/1	18	R	722	G	14
C3.20	S	RH19-1037S	23	839/2	10	R	721	C	10
C3.20	S	RH23-1040S	37	1041/18	8	R	704	B	9
C3.20	S	RH40-1036S	27	839/1	12				
C3.20	S	RH40-1039S	41	839	12	R	734	C	13
C3.20	S	RH40-1049S	24	839/2	16	R	731	G	14
C3.20	S	RH40-1524S	41		20				
C3.20	S	RH53-1026S	41		18	R	780	G	8
C3.20	V	HP02-1004V	4	838/1	16	R	761	C	10

UNIT 1
EXAM CATEGORY C-C
CLASS B INTEGRAL ATTACHMENTS

ITEM NO.	TYPE	RESTRAINT NUMBER	M-799 SHEET	M. DRAWING NUMBER/SHEET	PIPE SIZE	BUILDING	ELEVATION	ROW	COLUMN
C3.20	V	HP02-1009V	4	838	16	R	686	F	9
C3.20	V	HP02-1516V	20	838/1	16	R	763	C	10
C3.20	V	HP02-1522V	22	838/1	16	R	712	D	10
C3.20	V	HP08-1023V	22	838/1	14	R	700	C	10
C3.20	V	LP01-1001V	27	837/1	24	R	681	B	13
C3.20	V	LP02-1007V	4	837/1	16	R	763	A	12
C3.20	V	LP02-1010V	4	837/1	16	R	697	A	13
C3.20	V	LP02-1065V	22	837/1	16	R	734	A	12
C3.20	V	PC01-1004V	22	859/2	24				
C3.20	V	PC01-1013V	13	859/1	24				
C3.20	V	PC01-1018V	13	859/1	24				
C3.20	V	RH01-1023V	24	839/2	24				
C3.20	V	RH02-1002V	4	839/3	18	R	723	B	8
C3.20	V	RH02-1003V	13	839/10	18	R	728	H	14
C3.20	V	RH02-1006V	4		18	R	679	F	14
C3.20	V	RH02-1007V	12	839/12	18	R	679	C	8
C3.20	V	RH03-1010V	4	839/2	18	R	708	A	8
C3.20	V	RH03-1014V	4	827/1	12	R	736	H	13
C3.20	V	RH03-1029V	6	839/3	18	R	699	A	9
C3.20	V	RH03-1100V	5	839/4	18	R	703	H	14
C3.20	V	RH04-1001V	4	839/10	18	R	698	G	14
C3.20	V	RH04-1008V	4	839/3	20				
C3.20	V	RH04-1010V	4		20	R	726	B	13
C3.20	V	RH04-1019V	13	839/6	18	R	685	B	9
C3.20	V	RH12-1001V	6	839/7	8	R	689	B	10
C3.20	V	RH12-1002V	5	839/9	8	R	697	C	9
C3.20	V	RH12-1003V	6	839/9	8	R	689	D	10
C3.20	V	RH14-1009V	6	839	18	R	715	B	10
C3.20	V	RH19-1003V	3		18				
C3.20	V	RH19-1004V	3	839/2	10				
C3.20	V	RH30-1003V	13	839/3	4				
C3.20	V	RH40-1010V			12	R	743	A	12
C3.20	V	RH53-1006V		839	18	R	713	B	10
C3.20	V	RH53-1010V		839/11	18	R	734	G	8
C3.20	V	RH53-1070V	22	839/11	18	R	697	B	10
C3.20	V	RH56-1001V		839/6	18	R	686	A	10
C3.20	V	VQ02-1033V	11	835/1	26				

UNIT 1
EXAM CATEGORY C-C
CLASS B INTEGRAL ATTACHMENTS

ITEM NO.	TYPE	RESTRAINT NUMBER	M-799 SHEET	M. DRAWING NUMBER/SHEET	PIPE SIZE	BUILDING	ELEVATION	ROW	COLUMN
C3.20	X	FW02-1060X	21	802/2	24	A	744	L	12
C3.20	X	HG05-1023X	23	826/1	6	R	772	A	10
C3.20	X	HG06-1049X	23	826/2	6	R	756	A	14
C3.20	X	HP01-1003X	23	838/2	24				
C3.20	X	HP01-1004X	23	838/2	24				
C3.20	X	HP01-1010X	23	838/2	24				
C3.20	X	HP01-1011X	27	838/2	24	R	675	F	8
C3.20	X	HP02-1006X	27	838/1	16	R	731	+	1
C3.20	X	HP02-1013X	27	838/1	16	R	763	C	10
C3.20	X	HP02-1018X	24	838/2	16	R	690	F	9
C3.20	X	HP02-1036X	27	838/1	16				
C3.20	X	HP02-1511X	21	838/1	16				
C3.20	X	HP02-1512X	21	838/1	16	R	743	D	10
C3.20	X	HP08-1007X	20	838/1	14	R	696	D	10
C3.20	X	HP08-1008X	27	838/1	14	R	696	+	3
C3.20	X	HP08-1009X	23	838/1	14	R	703	+	10
C3.20	X	HP08-1025X	21	838/1	14	R	700	D	10
C3.20	X	HP09-1024X	21	838/2	6	R	687	E	10
C3.20	X	HP14-1004X	27	838/2	24	R	681	F	9
C3.20	X	LP02-1052X	27	837/3	16	R	713	A	12
C3.20	X	LP02-1058X	24	837/1	16				
C3.20	X	LP02-1066X	27	837/1	16				
C3.20	X	LP06-1002X	27	837	14	R	708	A	11
C3.20	X	LP06-1020X	27	837/4	14	R	704	A	13
C3.20	X	LP06-1024X	27	837/4	14	R	698	B	13
C3.20	X	LP06-1025X	27	837/4	14	R	698	C	13
C3.20	X	LP06-1027X	27	837/4	14	R	685	C	13
C3.20	X	LP06-1028X	24	837/4	14	R	685	C	14
C3.20	X	LP06-1035X	24	837/4	14	R	700	F	13
C3.20	X	LP06-1043X	27	837/1	14	R	705	A	11
C3.20	X	LP28-1035X	21	837/2	24	R	677	D	14
C3.20	X	LP28-1036X	21	837/2	24	R	677	D	14
C3.20	X	PC01-1025X	38	859/1	24				
C3.20	X	RH03-1052X	24	839/2	18	R	735	B	9
C3.20	X	RH03-1138X	24	839/1	18	R	733	H	14
C3.20	X	RH03-1526X	27	839/2	12	R	736	C	10
C3.20	X	RH03-1541X	23		18	R	699	J	14

UNIT 1
EXAM CATEGORY C-C
CLASS B INTEGRAL ATTACHMENTS

ITEM NO.	TYPE	RESTRAINT NUMBER	M-799 SHEET	M. DRAWING NUMBER/SHEET	PIPE SIZE	BUILDING	ELEVATION	ROW	COLUMN
C3.20	X	RH04-1517X	21	839/3	20				
C3.20	X	RH12-1017X	23	839/5	8				
C3.20	X	RH13-1009X	21	839/2	18	R	720	A	8
C3.20	X	RH13-1011X	21	839/2	18	R	719	A	8
C3.20	X	RH13-1013X	24	839/4	18				
C3.20	X	RH13-1088X	35	839/4	18	R	697	C	14
C3.20	X	RH13-1126X	16	839/3	18	R	700	D	10
C3.20	X	RH13-1131X	27	839/3	18	R	701	F	9
C3.20	X	RH13-1132X	27	839/3	18	R	700	F	10
C3.20	X	RH13-1134X	24	839/3	16				
C3.20	X	RH13-1137X	23	839/3	18	R	704	B	10
C3.20	X	RH13-1140X	27	839/2	18	R	708	A	10
C3.20	X	RH13-1151X	27	800/3	16	C	693	+	4
C3.20	X	RH13-1152X	27	800/3	16	C	692	+	6
C3.20	X	RH14-1014X	27	839/8	18	R	724	F	8
C3.20	X	RH14-1047X	27	838/1	18				
C3.20	X	RH18-1009X	24	839/1	18	R	709	H	15
C3.20	X	RH18-1016X	41		18				
C3.20	X	RH19-1014X	27	839/1	10	R	701	B	8
C3.20	X	RH23-1031X	37	839/4	8	R	715	G	14
C3.20	X	RH33-1053X	27	839/2	16	R	720	C	10
C3.20	X	RH33-1055X	27	839/2	16	C	703	+	1
C3.20	X	RH40-1017X		839/1	16	R	734	F	8
C3.20	X	RH40-1040X	41	839/2	12	R	733	C	14
C3.20	X	RH40-1044X	41		16	R	730	E	14
C3.20	X	RH40-1050X	24	839/2	16	R	729	B	8
C3.20	X	RH40-1051X	24	839/1	16	C	734	+	4
C3.20	X	RH40-1539X		839/1	16	R	733	G	8
C3.20	X	RH40-1545X	23	839/2	16	R	732	C	8
C3.20	X	RH40-1547X	23	839/2	16				
C3.20	X	RH40-1557X	23	839/1	12	R	763	H	12
C3.20	X	RH50-1002X	41		20	R	674	C	10
C3.20	X	RH50-1004X	41		20	R	674	C	10
C3.20	X	RH53-1012X	41		18				
C3.20	X	RH53-1573X	41	839/8	18	R	770	H	11
C3.20	X	RH58-1010X	28	830/6	24	R	681	A	10
C3.20	X	RH59-1046X	23	839/2	16	R	764	C	13

UNIT 1
EXAM CATEGORY C-C
CLASS B INTEGRAL ATTACHMENTS

ITEM NO.	TYPE	RESTRAINT NUMBER	M-799 SHEET	M. DRAWING NUMBER/SHEET	PIPE SIZE	BUILDING	ELEVATION	ROW	COLUMN
C3.20	X	RH59-1047X	20	839/2	16	R	758	C	14
C3.20	X	RH59-1480X	28	830/3	10				
C3.20	X	RH59-1481X	28	830/3	10				
C3.20	X	RH59-1483X	28	830/3	10				
C3.20	X	RH59-1498X	24	839/8	16				
C3.20	X	RH82-1020X	40		20				
C3.20	X	RH82-1049X	20	830/3	20				
C3.20	X	RHE2-1002X	21	839/6	14				
C3.20	X	RHE2-1005X	21	839/6	14				
C3.20	X	VQ05-1015X		835/1	26				
C3.30	X	1E22-C001	HPCS PUMP						
C3.30	X	1E21-C001	LPCS PUMP						
C3.30	X	1E12-C002A	RHR PUMP						
C3.30	X	1E12-C002B	RHR PUMP						
C3.30	X	1E12-C002C	RHR PUMP						

NO.	COMPONENT I.D. NO.	COMP. FIG.	ITEM NO.	WELD TYPE	NOM. PIPE SIZE	NOM. THK.	MATL. SPEC.	DWG. NO.	EXAM TYPE	PROC. NO.	CAL. STD. NO.	NOTES
1	IHP-1004-01	P-E	C5.11	MF-2	24	0.375	105LS/ 141	IHP-1004	PT UT-45 DEG.	NDT-D-2 NDT-C-2	01-24-03	DISSIMILAR METAL WELD
2	IHP-1010-03	P-F	C5.11	MF-2	24	0.250	141	IHP-1010	N/A	N/A	N/A	INCLUDED IN POPULATION BUT NOT EXAMINED DUE TO WALL THICK. < 3/8"
3	IHP-1010-04	P-V	C5.11	MF-2	24	0.250	141	IHP-1010	N/A	N/A	N/A	INCLUDED IN POPULATION BUT NOT EXAMINED DUE TO WALL THICK. < 3/8"
4	IHP-1010-04LU	LS	C5.12	MF-2	24	0.250	141	IHP-1010	N/A	N/A	N/A	INCLUDED IN POPULATION BUT NOT EXAMINED DUE TO WALL THICK. < 3/8"
5	IHP-1010-05	V-E	C5.11	MF-2	24	0.250	141	IHP-1010	N/A	N/A	N/A	INCLUDED IN POPULATION BUT NOT EXAMINED DUE TO WALL THICK. < 3/8"
6	IHP-1010-05ALD	LS	C5.12	MF-2	24	0.250	141	IHP-1010	N/A	N/A	N/A	INCLUDED IN POPULATION BUT NOT EXAMINED DUE TO WALL THICK. < 3/8"
7	IHP-1010-05BLD	LS	C5.12	MF-2	24	0.250	141	IHP-1010	N/A	N/A	N/A	INCLUDED IN POPULATION BUT NOT EXAMINED DUE TO WALL THICK. < 3/8"
8	IHP-1010-06	E-P	C5.11	MF-2	24	0.250	141	IHP-1010	N/A	N/A	N/A	INCLUDED IN POPULATION BUT NOT EXAMINED DUE TO WALL THICK. < 3/8"
9	IHP-1010-06ALU	LS	C5.12	MF-2	24	0.250	141	IHP-1010	N/A	N/A	N/A	INCLUDED IN POPULATION BUT NOT EXAMINED DUE TO WALL THICK. < 3/8"
10	IHP-1010-06BLU	LS	C5.12	MF-2	24	0.250	141	IHP-1010	N/A	N/A	N/A	INCLUDED IN POPULATION BUT NOT EXAMINED DUE TO WALL THICK. < 3/8"

NO.	COMPONENT I.D. NO.	COMP. FIG.	ITEM NO.	WELD TYPE	NOM. PIPE SIZE	NOM. THK.	MATL. SPEC.	DWG. NO.	EXAM TYPE	PROC. NO.	CAL. STD. NO.	NOTES
11	IHP-1010-06LD	LS	C5.12	MF-2	24	0.250	141	IHP-1010	N/A	N/A	N/A	INCLUDED IN POPULATION BUT NOT EXAMINED DUE TO WALL THICK. < 3/8"
12	IHP-1010-07	P-P	C5.11	MF-2	24	0.250	141	IHP-1010	N/A	N/A	N/A	INCLUDED IN POPULATION BUT NOT EXAMINED DUE TO WALL THICK. < 3/8"
13	IHP-1010-07LD	LS	C5.12	MF-2	24	0.250	141	IHP-1010	N/A	N/A	N/A	INCLUDED IN POPULATION BUT NOT EXAMINED DUE TO WALL THICK. < 3/8"
14	IHP-1010-07LU	LS	C5.12	MF-2	24	0.250	141	IHP-1010	N/A	N/A	N/A	INCLUDED IN POPULATION BUT NOT EXAMINED DUE TO WALL THICK. < 3/8"
15	IHP-1010-08	P-E	C5.11	MF-2	24	0.250	141	IHP-1010	N/A	N/A	N/A	INCLUDED IN POPULATION BUT NOT EXAMINED DUE TO WALL THICK. < 3/8"
16	IHP-1010-08ALD	LS	C5.12	MF-2	24	0.250	141	IHP-1010	N/A	N/A	N/A	INCLUDED IN POPULATION BUT NOT EXAMINED DUE TO WALL THICK. < 3/8"
17	IHP-1010-08BLD	LS	C5.12	MF-2	24	0.250	141	IHP-1010	N/A	N/A	N/A	INCLUDED IN POPULATION BUT NOT EXAMINED DUE TO WALL THICK. < 3/8"
18	IHP-1010-08LU	LS	C5.12	MF-2	24	0.250	141	IHP-1010	N/A	N/A	N/A	INCLUDED IN POPULATION BUT NOT EXAMINED DUE TO WALL THICK. < 3/8"
19	IHP-1010-09	E-P	C5.11	MF-2	24	0.250	141	IHP-1010	N/A	N/A	N/A	INCLUDED IN POPULATION BUT NOT EXAMINED DUE TO WALL THICK. < 3/8"
20	IHP-1010-09ALD	LS	C5.12	MF-2	24	0.250	141	IHP-1010	N/A	N/A	N/A	INCLUDED IN POPULATION BUT NOT EXAMINED DUE TO WALL THICK. < 3/8"

NO.	COMPONENT I.D. NO.	COMP. FIG.	ITEM NO.	WELD TYPE	NOM. PIPE SIZE	NOM. THK.	MATL. SPEC.	DWG. NO.	EXAM TYPE	PROC. NO.	CAL. STD. NO.	NOTES
21	IHP-1010-09BLD	LS	C5.12	MF-2	24	0.250	141	IHP-1010	N/A	N/A	N/A	INCLUDED IN POPULATION BUT NOT EXAMINED DUE TO WALL THICK. < 3/8"
22	IHP-1010-09LD	LS	C5.12	MF-2	24	0.250	141	IHP-1010	N/A	N/A	N/A	INCLUDED IN POPULATION BUT NOT EXAMINED DUE TO WALL THICK. < 3/8"
23	IHP-1010-10	P-E	C5.11	MF-2	24	0.250	141	IHP-1010	N/A	N/A	N/A	INCLUDED IN POPULATION BUT NOT EXAMINED DUE TO WALL THICK. < 3/8"
24	IHP-1010-10ALD	LS	C5.12	MF-2	24	0.250	141	IHP-1010	N/A	N/A	N/A	INCLUDED IN POPULATION BUT NOT EXAMINED DUE TO WALL THICK. < 3/8"
25	IHP-1010-10BLD	LS	C5.12	MF-2	24	0.250	141	IHP-1010	N/A	N/A	N/A	INCLUDED IN POPULATION BUT NOT EXAMINED DUE TO WALL THICK. < 3/8"
26	IHP-1010-10LU	LS	C5.12	MF-2	24	0.250	141	IHP-1010	N/A	N/A	N/A	INCLUDED IN POPULATION BUT NOT EXAMINED DUE TO WALL THICK. < 3/8"
27	IHP-1010-11	E-P	C5.11	MF-2	24	0.250	141	IHP-1010	N/A	N/A	N/A	INCLUDED IN POPULATION BUT NOT EXAMINED DUE TO WALL THICK. < 3/8"
28	IHP-1010-11LD	LS	C5.12	MF-2	24	0.250	141	IHP-1010	N/A	N/A	N/A	INCLUDED IN POPULATION BUT NOT EXAMINED DUE TO WALL THICK. < 3/8"
29	IHP-1010-12	P-P	C5.11	MF-2	24	0.250	141	IHP-1010	N/A	N/A	N/A	INCLUDED IN POPULATION BUT NOT EXAMINED DUE TO WALL THICK. < 3/8"
30	IHP-1010-12LD	LS	C5.12	MF-2	24	0.250	141	IHP-1010	N/A	N/A	N/A	INCLUDED IN POPULATION BUT NOT EXAMINED DUE TO WALL THICK. < 3/8"

NO.	COMPONENT I.D. NO.	COMP. FIG.	ITEM NO.	WELD TYPE	NOM. PIPE SIZE	NOM. THK.	MATL. SPEC.	DWG. NO.	EXAM TYPE	PROC. NO.	CAL. STD. NO.	NOTES
31	IHP-1010-12LU	LS	C5.12	MF-2	24	0.250	141	IHP-1010	N/A	N/A	N/A	INCLUDED IN POPULATION BUT NOT EXAMINED DUE TO WALL THICK. < 3/8"
32	IHP-1010-13	P-E	C5.11	MF-2	24	0.250	141	IHP-1010	N/A	N/A	N/A	INCLUDED IN POPULATION BUT NOT EXAMINED DUE TO WALL THICK. < 3/8"
33	IHP-1010-13ALD	LS	C5.12	MF-2	24	0.250	141	IHP-1010	N/A	N/A	N/A	INCLUDED IN POPULATION BUT NOT EXAMINED DUE TO WALL THICK. < 3/8"
34	IHP-1010-13BLD	LS	C5.12	MF-2	24	0.250	141	IHP-1010	N/A	N/A	N/A	INCLUDED IN POPULATION BUT NOT EXAMINED DUE TO WALL THICK. < 3/8"
35	IHP-1010-13LU	LS	C5.12	MF-2	24	0.250	141	IHP-1010	N/A	N/A	N/A	INCLUDED IN POPULATION BUT NOT EXAMINED DUE TO WALL THICK. < 3/8"
36	IHP-1010-14	E-P	C5.11	MF-2	24	0.250	141	IHP-1010	N/A	N/A	N/A	INCLUDED IN POPULATION BUT NOT EXAMINED DUE TO WALL THICK. < 3/8"
37	IHP-1010-14ALU	LS	C5.12	MF-2	24	0.250	141	IHP-1010	N/A	N/A	N/A	INCLUDED IN POPULATION BUT NOT EXAMINED DUE TO WALL THICK. < 3/8"
38	IHP-1010-14BLU	LS	C5.12	MF-2	24	0.250	141	IHP-1010	N/A	N/A	N/A	INCLUDED IN POPULATION BUT NOT EXAMINED DUE TO WALL THICK. < 3/8"
39	IHP-1010-14LD	LS	C5.12	MF-2	24	0.250	141	IHP-1010	N/A	N/A	N/A	INCLUDED IN POPULATION BUT NOT EXAMINED DUE TO WALL THICK. < 3/8"
40	IHP-1010-15	P-P	C5.11	MF-2	24	0.250	141	IHP-1010	N/A	N/A	N/A	INCLUDED IN POPULATION BUT NOT EXAMINED DUE TO WALL THICK. < 3/8"

NO.	COMPONENT I.D. NO.	COMP. FIG.	ITEM NO.	WELD TYPE	NOM. PIPE SIZE	NOM. THK.	MATL. SPEC.	DWG. NO.	EXAM TYPE	PROC. NO.	CAL. STD. NO.	NOTES
41	IHP-1010-15LD	LS	C5.12	MF-2	24	0.250	141	IHP-1010	N/A	N/A	N/A	INCLUDED IN POPULATION BUT NOT EXAMINED DUE TO WALL THICK. < 3/8"
42	IHP-1010-15LU	LS	C5.12	MF-2	24	0.250	141	IHP-1010	N/A	N/A	N/A	INCLUDED IN POPULATION BUT NOT EXAMINED DUE TO WALL THICK. < 3/8"
43	IHP-1010-16	P-E	C5.11	MF-2	24	0.250	141	IHP-1010	N/A	N/A	N/A	INCLUDED IN POPULATION BUT NOT EXAMINED DUE TO WALL THICK. < 3/8"
44	IHP-1010-16ALD	LS	C5.12	MF-2	24	0.250	141	IHP-1010	N/A	N/A	N/A	INCLUDED IN POPULATION BUT NOT EXAMINED DUE TO WALL THICK. < 3/8"
45	IHP-1010-16BLD	LS	C5.12	MF-2	24	0.250	141	IHP-1010	N/A	N/A	N/A	INCLUDED IN POPULATION BUT NOT EXAMINED DUE TO WALL THICK. < 3/8"
46	IHP-1010-16LU	LS	C5.12	MF-2	24	0.250	141	IHP-1010	N/A	N/A	N/A	INCLUDED IN POPULATION BUT NOT EXAMINED DUE TO WALL THICK. < 3/8"
47	IHP-1011-01	E-P	C5.11	MF-2	24	0.250	141	IHP-1011	N/A	N/A	N/A	INCLUDED IN POPULATION BUT NOT EXAMINED DUE TO WALL THICK. < 3/8"
48	IHP-1011-01A	P-P	C5.11	MF-2	24	0.250	141	IHP-1011	N/A	N/A	N/A	INCLUDED IN POPULATION BUT NOT EXAMINED DUE TO WALL THICK. < 3/8"
49	IHP-1011-01ALD	LS	C5.12	MF-2	24	0.250	141	IHP-1011	N/A	N/A	N/A	INCLUDED IN POPULATION BUT NOT EXAMINED DUE TO WALL THICK. < 3/8"
50	IHP-1011-01ALU	LS	C5.12	MF-2	24	0.250	141	IHP-1011	N/A	N/A	N/A	INCLUDED IN POPULATION BUT NOT EXAMINED DUE TO WALL THICK. < 3/8"

NO.	COMPONENT I.D. NO.	COMP. FIG.	ITEM NO.	WELD TYPE	NOM. PIPE SIZE	NOM. THK.	MATL. SPEC.	DWG. NO.	EXAM TYPE	PROC. NO.	CAL. STD. NO.	NOTES
51	IHP-1011-01LD	LS	C5.12	MF-2	24	0.250	141	IHP-1011	N/A	N/A	N/A	INCLUDED IN POPULATION BUT NOT EXAMINED DUE TO WALL THICK. < 3/8"
52	IHP-1011-02	P-P	C5.11	MF-2	24	0.250	141	IHP-1011	N/A	N/A	N/A	INCLUDED IN POPULATION BUT NOT EXAMINED DUE TO WALL THICK. < 3/8"
53	IHP-1011-02LD	LS	C5.12	MF-2	24	0.250	141	IHP-1011	N/A	N/A	N/A	INCLUDED IN POPULATION BUT NOT EXAMINED DUE TO WALL THICK. < 3/8"
54	IHP-1011-02LU	LS	C5.12	MF-2	24	0.250	141	IHP-1011	N/A	N/A	N/A	INCLUDED IN POPULATION BUT NOT EXAMINED DUE TO WALL THICK. < 3/8"
55	IHP-1011-03	P-P	C5.11	MF-2	24	0.250	141	IHP-1011	N/A	N/A	N/A	INCLUDED IN POPULATION BUT NOT EXAMINED DUE TO WALL THICK. < 3/8"
56	IHP-1011-03LD	LS	C5.12	MF-2	24	0.250	141	IHP-1011	N/A	N/A	N/A	INCLUDED IN POPULATION BUT NOT EXAMINED DUE TO WALL THICK. < 3/8"
57	IHP-1011-03LU	LS	C5.12	MF-2	24	0.250	141	IHP-1011	N/A	N/A	N/A	INCLUDED IN POPULATION BUT NOT EXAMINED DUE TO WALL THICK. < 3/8"
58	IHP-1011-04	P-P	C5.11	MF-2	24	0.250	141	IHP-1011	N/A	N/A	N/A	INCLUDED IN POPULATION BUT NOT EXAMINED DUE TO WALL THICK. < 3/8"
59	IHP-1011-04LD	LS	C5.12	MF-2	24	0.250	141	IHP-1011	N/A	N/A	N/A	INCLUDED IN POPULATION BUT NOT EXAMINED DUE TO WALL THICK. < 3/8"
60	IHP-1011-04LU	LS	C5.12	MF-2	24	0.250	141	IHP-1011	N/A	N/A	N/A	INCLUDED IN POPULATION BUT NOT EXAMINED DUE TO WALL THICK. < 3/8"

NO.	COMPONENT I.D. NO.	COMP. FIG.	ITEM NO.	WELD TYPE	NOM. PIPE SIZE	NOM. THK.	MATL. SPEC.	DWG. NO.	EXAM TYPE	PROC. NO.	CAL. STD. NO.	NOTES
61	IHP-1011-05	P-P	C5.11	MF-2	24	0.250	141	IHP-1011	N/A	N/A	N/A	INCLUDED IN POPULATION BUT NOT EXAMINED DUE TO WALL THICK. < 3/8"
62	IHP-1011-05LD	LS	C5.12	MF-2	24	0.250	141	IHP-1011	N/A	N/A	N/A	INCLUDED IN POPULATION BUT NOT EXAMINED DUE TO WALL THICK. < 3/8"
63	IHP-1011-05LU	LS	C5.12	MF-2	24	0.250	141	IHP-1011	N/A	N/A	N/A	INCLUDED IN POPULATION BUT NOT EXAMINED DUE TO WALL THICK. < 3/8"
64	IHP-1011-06	P-P	C5.11	MF-2	24	0.250	141	IHP-1011	N/A	N/A	N/A	INCLUDED IN POPULATION BUT NOT EXAMINED DUE TO WALL THICK. < 3/8"
65	IHP-1011-06LD	LS	C5.12	MF-2	24	0.250	141	IHP-1011	N/A	N/A	N/A	INCLUDED IN POPULATION BUT NOT EXAMINED DUE TO WALL THICK. < 3/8"
66	IHP-1011-06LU	LS	C5.12	MF-2	24	0.250	141	IHP-1011	N/A	N/A	N/A	INCLUDED IN POPULATION BUT NOT EXAMINED DUE TO WALL THICK. < 3/8"
67	IHP-1011-07	P-P	C5.11	MF-2	24	0.250	141	IHP-1011	N/A	N/A	N/A	INCLUDED IN POPULATION BUT NOT EXAMINED DUE TO WALL THICK. < 3/8"
68	IHP-1011-07LD	LS	C5.12	MF-2	24	0.250	141	IHP-1011	N/A	N/A	N/A	INCLUDED IN POPULATION BUT NOT EXAMINED DUE TO WALL THICK. < 3/8"
69	IHP-1011-07LU	LS	C5.12	MF-2	24	0.250	141	IHP-1011	N/A	N/A	N/A	INCLUDED IN POPULATION BUT NOT EXAMINED DUE TO WALL THICK. < 3/8"
70	IHP-1011-08	P-P	C5.11	MF-2	24	0.250	141	IHP-1011	N/A	N/A	N/A	INCLUDED IN POPULATION BUT NOT EXAMINED DUE TO WALL THICK. < 3/8"

NO.	COMPONENT I.D. NO.	COMP. FIG.	ITEM NO.	WELD TYPE	NOM. PIPE SIZE	NOM. THK.	MATL. SPEC.	DWG. NO.	EXAM TYPE	PROC. NO.	CAL. STD. NO.	NOTES
71	IHP-1011-08LD	LS	C5.12	MF-2	24	0.250	141	IHP-1011	N/A	N/A	N/A	INCLUDED IN POPULATION BUT NOT EXAMINED DUE TO WALL THICK. < 3/8"
72	IHP-1011-08LU	LS	C5.12	MF-2	24	0.250	141	IHP-1011	N/A	N/A	N/A	INCLUDED IN POPULATION BUT NOT EXAMINED DUE TO WALL THICK. < 3/8"
73	IHP-1011-09	P-P	C5.11	MF-2	24	0.250	141	IHP-1011	N/A	N/A	N/A	INCLUDED IN POPULATION BUT NOT EXAMINED DUE TO WALL THICK. < 3/8"
74	IHP-1011-09LD	LS	C5.12	MF-2	24	0.250	141	IHP-1011	N/A	N/A	N/A	INCLUDED IN POPULATION BUT NOT EXAMINED DUE TO WALL THICK. < 3/8"
75	IHP-1011-09LU	LS	C5.12	MF-2	24	0.250	141	IHP-1011	N/A	N/A	N/A	INCLUDED IN POPULATION BUT NOT EXAMINED DUE TO WALL THICK. < 3/8"
76	IHP-1011-10	P-P	C5.11	MF-2	24	0.250	141	IHP-1011	N/A	N/A	N/A	INCLUDED IN POPULATION BUT NOT EXAMINED DUE TO WALL THICK. < 3/8"
77	IHP-1011-10LD	LS	C5.12	MF-2	24	0.250	141	IHP-1011	N/A	N/A	N/A	INCLUDED IN POPULATION BUT NOT EXAMINED DUE TO WALL THICK. < 3/8"
78	IHP-1011-10LU	LS	C5.12	MF-2	24	0.250	141	IHP-1011	N/A	N/A	N/A	INCLUDED IN POPULATION BUT NOT EXAMINED DUE TO WALL THICK. < 3/8"
79	IHP-1011-11	P-P	C5.11	MF-2	24	0.250	141	IHP-1011	N/A	N/A	N/A	INCLUDED IN POPULATION BUT NOT EXAMINED DUE TO WALL THICK. < 3/8"
80	IHP-1011-11LD	LS	C5.12	MF-2	24	0.250	141	IHP-1011	N/A	N/A	N/A	INCLUDED IN POPULATION BUT NOT EXAMINED DUE TO WALL THICK. < 3/8"

NO.	COMPONENT I.D. NO.	COMP. FIG.	ITEM NO.	WELD TYPE	NOM. PIPE SIZE	NOM. THK.	MATL. SPEC.	DWG. NO.	EXAM TYPE	PROC. NO.	CAL. STD. NO.	NOTES
81	IHP-1011-11LU	LS	C5.12	MF-2	24	0.250	141	IHP-1011	N/A	N/A	N/A	INCLUDED IN POPULATION BUT NOT EXAMINED DUE TO WALL THICK. < 3/8"
82	IHP-1011-12	P-E	C5.11	MF-2	24	0.250	141	IHP-1011	N/A	N/A	N/A	INCLUDED IN POPULATION BUT NOT EXAMINED DUE TO WALL THICK. < 3/8"
83	IHP-1011-12ALD	IALS	C5.12	MF-2	24	0.250	141	IHP-1011	N/A	N/A	N/A	INCLUDED IN POPULATION BUT NOT EXAMINED DUE TO WALL THICK. < 3/8"
84	IHP-1011-12BLD	OALS	C5.12	MF-2	24	0.250	141	IHP-1011	N/A	N/A	N/A	INCLUDED IN POPULATION BUT NOT EXAMINED DUE TO WALL THICK. < 3/8"
85	IHP-1011-12LU	LS	C5.12	MF-2	24	0.250	141	IHP-1011	N/A	N/A	N/A	INCLUDED IN POPULATION BUT NOT EXAMINED DUE TO WALL THICK. < 3/8"
86	IHP-1011-13	E-P	C5.11	MF-2	24	0.250	141	IHP-1011	N/A	N/A	N/A	INCLUDED IN POPULATION BUT NOT EXAMINED DUE TO WALL THICK. < 3/8"
87	IHP-1011-13ALD	IALS	C5.12	MF-2	24	0.250	141	IHP-1011	N/A	N/A	N/A	INCLUDED IN POPULATION BUT NOT EXAMINED DUE TO WALL THICK. < 3/8"
88	IHP-1011-13BLD	OALS	C5.12	MF-2	24	0.250	141	IHP-1011	N/A	N/A	N/A	INCLUDED IN POPULATION BUT NOT EXAMINED DUE TO WALL THICK. < 3/8"
89	IHP-1011-13LD	LS	C5.12	MF-2	24	0.250	141	IHP-1011	N/A	N/A	N/A	INCLUDED IN POPULATION BUT NOT EXAMINED DUE TO WALL THICK. < 3/8"
90	IHP-1011-14	P-P	C5.11	MF-2	24	0.250	141	IHP-1011	N/A	N/A	N/A	INCLUDED IN POPULATION BUT NOT EXAMINED DUE TO WALL THICK. < 3/8"

NO.	COMPONENT I.D. NO.	COMP. FIG.	ITEM NO.	WELD TYPE	NOM. PIPE SIZE	NOM. THK.	MATL. SPEC.	DWG. NO.	EXAM TYPE	PROC. NO.	CAL. STD. NO.	NOTES
91	IHP-1011-14LD	LS	C5.12	MF-2	24	0.250	141	IHP-1011	N/A	N/A	N/A	INCLUDED IN POPULATION BUT NOT EXAMINED DUE TO WALL THICK. < 3/8"
92	IHP-1011-14LU	LS	C5.12	MF-2	24	0.250	141	IHP-1011	N/A	N/A	N/A	INCLUDED IN POPULATION BUT NOT EXAMINED DUE TO WALL THICK. < 3/8"
93	IHP-1011-18	P-P	C5.11	MF-2	24	0.250	141	IHP-1011	N/A	N/A	N/A	INCLUDED IN POPULATION BUT NOT EXAMINED DUE TO WALL THICK. < 3/8"
94	IHP-1011-18LD	LS	C5.12	MF-2	24	0.250	141	IHP-1011	N/A	N/A	N/A	INCLUDED IN POPULATION BUT NOT EXAMINED DUE TO WALL THICK. < 3/8"
95	IHP-1011-18LU	LS	C5.12	MF-2	24	0.250	141	IHP-1011	N/A	N/A	N/A	INCLUDED IN POPULATION BUT NOT EXAMINED DUE TO WALL THICK. < 3/8"
96	IHP-1011-19	P-P	C5.11	MF-2	24	0.250	141	IHP-1011	N/A	N/A	N/A	INCLUDED IN POPULATION BUT NOT EXAMINED DUE TO WALL THICK. < 3/8"
97	IHP-1011-19LD	LS	C5.12	MF-2	24	0.250	141	IHP-1011	N/A	N/A	N/A	INCLUDED IN POPULATION BUT NOT EXAMINED DUE TO WALL THICK. < 3/8"
98	IHP-1011-19LU	LS	C5.12	MF-2	24	0.250	141	IHP-1011	N/A	N/A	N/A	INCLUDED IN POPULATION BUT NOT EXAMINED DUE TO WALL THICK. < 3/8"
99	IHP-1011-20	P-E	C5.11	MF-2	24	0.250	141	IHP-1011	N/A	N/A	N/A	INCLUDED IN POPULATION BUT NOT EXAMINED DUE TO WALL THICK. < 3/8"
100	IHP-1011-20ALD	IALS	C5.12	MF-2	24	0.250	141	IHP-1011	N/A	N/A	N/A	INCLUDED IN POPULATION BUT NOT EXAMINED DUE TO WALL THICK. < 3/8"

NO.	COMPONENT I.D. NO.	COMP. FIG.	ITEM NO.	WELD TYPE	NOM. PIPE SIZE	NOM. THK.	MATL. SPEC.	DWG. NO.	EXAM TYPE	PROC. NO.	CAL. STD. NO.	NOTES
101	IHP-1011-20BLD	OALS	C5.12	MF-2	24	0.250	141	IHP-1011	N/A	N/A	N/A	INCLUDED IN POPULATION BUT NOT EXAMINED DUE TO WALL THICK. < 3/8"
102	IHP-1011-20LU	LS	C5.12	MF-2	24	0.250	141	IHP-1011	N/A	N/A	N/A	INCLUDED IN POPULATION BUT NOT EXAMINED DUE TO WALL THICK. < 3/8"
103	IHP-1011-21ALU	IALS	C5.12	MF-2	24	0.250	141	IHP-1011	N/A	N/A	N/A	INCLUDED IN POPULATION BUT NOT EXAMINED DUE TO WALL THICK. < 3/8"
104	IHP-1011-21BLU	OALS	C5.12	MF-2	24	0.250	141	IHP-1011	N/A	N/A	N/A	INCLUDED IN POPULATION BUT NOT EXAMINED DUE TO WALL THICK. < 3/8"
105	IHP-1012-01	E-P	C5.11	MF-2	24	0.250	141	IHP-1012	N/A	N/A	N/A	INCLUDED IN POPULATION BUT NOT EXAMINED DUE TO WALL THICK. < 3/8"
106	IHP-1012-01A	P-P	C5.11	MF-2	24	0.250	141	IHP-1012	N/A	N/A	N/A	INCLUDED IN POPULATION BUT NOT EXAMINED DUE TO WALL THICK. < 3/8"
107	IHP-1012-01ALD	LS	C5.12	MF-2	24	0.250	141	IHP-1012	N/A	N/A	N/A	INCLUDED IN POPULATION BUT NOT EXAMINED DUE TO WALL THICK. < 3/8"
108	IHP-1012-01ALU	LS	C5.12	MF-2	24	0.250	141	IHP-1012	N/A	N/A	N/A	INCLUDED IN POPULATION BUT NOT EXAMINED DUE TO WALL THICK. < 3/8"
109	IHP-1012-01LD	LS	C5.12	MF-2	24	0.250	141	IHP-1012	N/A	N/A	N/A	INCLUDED IN POPULATION BUT NOT EXAMINED DUE TO WALL THICK. < 3/8"
110	IHP-1012-02	P-P	C5.11	MF-2	24	0.250	141	IHP-1012	N/A	N/A	N/A	INCLUDED IN POPULATION BUT NOT EXAMINED DUE TO WALL THICK. < 3/8"

NO.	COMPONENT I.D. NO.	COMP. FIG.	ITEM NO.	WELD TYPE	NOM. PIPE SIZE	NOM. THK.	MATL. SPEC.	DRG. NO.	EXAM TYPE	PROC. NO.	CAL. STD. NO.	NOTES
111	IHP-1012-02LD	LS	C5.12	MF-2	24	0.250	141	IHP-1012	N/A	N/A	N/A	INCLUDED IN POPULATION BUT NOT EXAMINED DUE TO WALL THICK. < 3/8"
112	IHP-1012-02LU	LS	C5.12	MF-2	24	0.250	141	IHP-1012	N/A	N/A	N/A	INCLUDED IN POPULATION BUT NOT EXAMINED DUE TO WALL THICK. < 3/8"
113	IHP-1012-03	P-P	C5.11	MF-2	24	0.250	141	IHP-1012	N/A	N/A	N/A	INCLUDED IN POPULATION BUT NOT EXAMINED DUE TO WALL THICK. < 3/8"
114	IHP-1012-03LD	LS	C5.12	MF-2	24	0.250	141	IHP-1012	N/A	N/A	N/A	INCLUDED IN POPULATION BUT NOT EXAMINED DUE TO WALL THICK. < 3/8"
115	IHP-1012-03LU	LS	C5.12	MF-2	24	0.250	141	IHP-1012	N/A	N/A	N/A	INCLUDED IN POPULATION BUT NOT EXAMINED DUE TO WALL THICK. < 3/8"
116	IHP-1012-04	P-P	C5.11	MF-2	24	0.250	141	IHP-1012	N/A	N/A	N/A	INCLUDED IN POPULATION BUT NOT EXAMINED DUE TO WALL THICK. < 3/8"
117	IHP-1012-04LD	LS	C5.12	MF-2	24	0.250	141	IHP-1012	N/A	N/A	N/A	INCLUDED IN POPULATION BUT NOT EXAMINED DUE TO WALL THICK. < 3/8"
118	IHP-1012-04LU	LS	C5.12	MF-2	24	0.250	141	IHP-1012	N/A	N/A	N/A	INCLUDED IN POPULATION BUT NOT EXAMINED DUE TO WALL THICK. < 3/8"
119	IHP-1012-05	P-P	C5.11	MF-2	24	0.250	141	IHP-1012	N/A	N/A	N/A	INCLUDED IN POPULATION BUT NOT EXAMINED DUE TO WALL THICK. < 3/8"
120	IHP-1012-05LD	LS	C5.12	MF-2	24	0.250	141	IHP-1012	N/A	N/A	N/A	INCLUDED IN POPULATION BUT NOT EXAMINED DUE TO WALL THICK. < 3/8"

NO.	COMPONENT I.D. NO.	COMP. FIG.	ITEM NO.	WELD TYPE	NOM. PIPE SIZE	NOM. THK.	MATL. SPEC.	DWG. NO.	EXAM TYPE	PROC. NO.	CAL. STD. NO.	NOTES
121	IHP-1012-05LU	LS	C5.12	MF-2	24	0.250	141	IHP-1012	N/A	N/A	N/A	INCLUDED IN POPULATION BUT NOT EXAMINED DUE TO WALL THICK. < 3/8"
122	IHP-1012-06	P-P	C5.11	MF-2	24	0.250	141	IHP-1012	N/A	N/A	N/A	INCLUDED IN POPULATION BUT NOT EXAMINED DUE TO WALL THICK. < 3/8"
123	IHP-1012-06LD	LS	C5.12	MF-2	24	0.250	141	IHP-1012	N/A	N/A	N/A	INCLUDED IN POPULATION BUT NOT EXAMINED DUE TO WALL THICK. < 3/8"
124	IHP-1012-06LU	LS	C5.12	MF-2	24	0.250	141	IHP-1012	N/A	N/A	N/A	INCLUDED IN POPULATION BUT NOT EXAMINED DUE TO WALL THICK. < 3/8"
125	IHP-1012-07	P-P	C5.11	MF-2	24	0.250	141	IHP-1012	N/A	N/A	N/A	INCLUDED IN POPULATION BUT NOT EXAMINED DUE TO WALL THICK. < 3/8"
126	IHP-1012-07LD	LS	C5.12	MF-2	24	0.250	141	IHP-1012	N/A	N/A	N/A	INCLUDED IN POPULATION BUT NOT EXAMINED DUE TO WALL THICK. < 3/8"
127	IHP-1012-07LU	LS	C5.12	MF-2	24	0.250	141	IHP-1012	N/A	N/A	N/A	INCLUDED IN POPULATION BUT NOT EXAMINED DUE TO WALL THICK. < 3/8"
128	IHP-1012-08	P-E	C5.11	MF-2	24	0.250	141	IHP-1012	N/A	N/A	N/A	INCLUDED IN POPULATION BUT NOT EXAMINED DUE TO WALL THICK. < 3/8"
129	IHP-1012-08ALD	IALS	C5.12	MF-2	24	0.250	141	IHP-1012	N/A	N/A	N/A	INCLUDED IN POPULATION BUT NOT EXAMINED DUE TO WALL THICK. < 3/8"
130	IHP-1012-08BLD	OALS	C5.12	MF-2	24	0.250	141	IHP-1012	N/A	N/A	N/A	INCLUDED IN POPULATION BUT NOT EXAMINED DUE TO WALL THICK. < 3/8"

NO.	COMPONENT I.D. NO.	COMP. FIG.	ITEM NO.	WELD TYPE	NOM. PIPE SIZE	NOM. THK.	MATL. SPEC.	DWG. NO.	EXAM TYPE	PROC. NO.	CAL. STD. NO.	NOTES
131	IHP-1012-08LU	LS	C5.12	MF-2	24	0.250	141	IHP-1012	N/A	N/A	N/A	INCLUDED IN POPULATION BUT NOT EXAMINED DUE TO WALL THICK. < 3/8"
132	IHP-1012-09	E-P	C5.11	MF-2	24	0.250	141	IHP-1012	N/A	N/A	N/A	INCLUDED IN POPULATION BUT NOT EXAMINED DUE TO WALL THICK. < 3/8"
133	IHP-1012-09ALD	IALS	C5.12	MF-2	24	0.250	141	IHP-1012	N/A	N/A	N/A	INCLUDED IN POPULATION BUT NOT EXAMINED DUE TO WALL THICK. < 3/8"
134	IHP-1012-09BLD	OALS	C5.12	MF-2	24	0.250	141	IHP-1012	N/A	N/A	N/A	INCLUDED IN POPULATION BUT NOT EXAMINED DUE TO WALL THICK. < 3/8"
135	IHP-1012-09LD	LS	C5.12	MF-2	24	0.250	141	IHP-1012	N/A	N/A	N/A	INCLUDED IN POPULATION BUT NOT EXAMINED DUE TO WALL THICK. < 3/8"
136	IHP-1012-10	P-E	C5.11	MF-2	24	0.250	141	IHP-1012	N/A	N/A	N/A	INCLUDED IN POPULATION BUT NOT EXAMINED DUE TO WALL THICK. < 3/8"
137	IHP-1012-10ALD	IALS	C5.12	MF-2	24	0.250	141	IHP-1012	N/A	N/A	N/A	INCLUDED IN POPULATION BUT NOT EXAMINED DUE TO WALL THICK. < 3/8"
138	IHP-1012-10BLD	OALS	C5.12	MF-2	24	0.250	141	IHP-1012	N/A	N/A	N/A	INCLUDED IN POPULATION BUT NOT EXAMINED DUE TO WALL THICK. < 3/8"
139	IHP-1012-10LU	LS	C5.12	MF-2	24	0.250	141	IHP-1012	N/A	N/A	N/A	INCLUDED IN POPULATION BUT NOT EXAMINED DUE TO WALL THICK. < 3/8"
140	IHP-1012-11	E-P	C5.11	MF-2	24	0.250	141	IHP-1012	N/A	N/A	N/A	INCLUDED IN POPULATION BUT NOT EXAMINED DUE TO WALL THICK. < 3/8"

NO.	COMPONENT I.D. NO.	COMP. FIG.	ITEM NO.	WELD TYPE	NOM. PIPE SIZE	NOM. THK.	MATL. SPEC.	DWG. NO.	EXAM TYPE	PROC. NO.	CAL. STD. NO.	NOTES
141	IHP-1012-11ALD	IALS	C5.12	MF-2	24	0.250	141	IHP-1012	N/A	N/A	N/A	INCLUDED IN POPULATION BUT NOT EXAMINED DUE TO WALL THICK. < 3/8"
142	IHP-1012-11BLD	OALS	C5.12	MF-2	24	0.250	141	IHP-1012	N/A	N/A	N/A	INCLUDED IN POPULATION BUT NOT EXAMINED DUE TO WALL THICK. < 3/8"
143	IHP-1012-11LD	LS	C5.12	MF-2	24	0.250	141	IHP-1012	N/A	N/A	N/A	INCLUDED IN POPULATION BUT NOT EXAMINED DUE TO WALL THICK. < 3/8"
144	IHP-1012-13LD	LS	C5.12	MF-2	24	0.250	141	IHP-1012	N/A	N/A	N/A	INCLUDED IN POPULATION BUT NOT EXAMINED DUE TO WALL THICK. < 3/8"
145	IRH-1033-04	E-P	C5.11	MF-2	20	0.375	307LS/ 340	IRH-1033	PT UT-45 DEG.	NDT-D-2 NDT-C-2	01-20-01 01-20-02	DISSIMILAR METAL WELD
146	IRH-1033-04LD	LS	C5.12	MF-2	20	0.375	340	IRH-1033	PT UT-45 DEG.	NDT-D-2 NDT-C-2	01-20-02	RELIEF REQUEST CR-15
147	IRH-1033-20	P-P	C5.11	MF-2	20	0.375	340	IRH-1033	PT UT-45 DEG.	NDT-D-2 NDT-C-2	01-20-02	
148	IRH-1033-20LD	LS	C5.12	MF-2	20	0.375	340	IRH-1033	PT UT-45 DEG.	NDT-D-2 NDT-C-2	01-20-02	RELIEF REQUEST CR-15
149	IRH-1033-20LU	LS	C5.12	MF-2	20	0.375	340	IRH-1033	PT UT-45 DEG.	NDT-D-2 NDT-C-2	01-20-02	RELIEF REQUEST CR-15
150	IRH-1033-22	P-E	C5.11	MF-2	20	0.375	340	IRH-1033	PT UT-45 DEG.	NDT-D-2 NDT-C-2	01-20-02	

NO.	COMPONENT I.D. NO.	COMP. FIG.	ITEM NO.	WELD TYPE	NOM. PIPE SIZE	NOM. THK.	MATL. SPEC.	DWG. NO.	EXAM TYPE	PROC. NO.	CAL. STD. NO.	NOTES
151	IRH-1033-22ALD	IALS	C5.12	MF-2	20	0.375	340	IRH-1033	PT UT-45 DEG.	NDT-D-2 NDT-C-2	01-20-02	RELIEF REQUEST CR-15
152	IRH-1033-22BLD	OALS	C5.12	MF-2	20	0.375	340	IRH-1033	PT UT-45 DEG.	NDT-D-2 NDT-C-2	01-20-02	RELIEF REQUEST CR-15
153	IRH-1033-22LU	LS	C5.12	MF-2	20	0.375	340	IRH-1033	PT UT-45 DEG.	NDT-D-2 NDT-C-2	01-20-02	RELIEF REQUEST CR-15
154	IRH-1033-23	E-P	C5.11	MF-2	20	0.375	340	IRH-1033	PT UT-45 DEG.	NDT-D-2 NDT-C-2	01-20-02	
155	IRH-1033-23ALU	IALS	C5.12	MF-2	20	0.375	340	IRH-1033	PT UT-45 DEG.	NDT-D-2 NDT-C-2	01-20-02	RELIEF REQUEST CR-15
156	IRH-1033-23BLU	OALS	C5.12	MF-2	20	0.375	340	IRH-1033	PT UT-45 DEG.	NDT-D-2 NDT-C-2	01-20-02	RELIEF REQUEST CR-15
157	IRH-1033-23LD	LS	C5.12	MF-2	20	0.375	340	IRH-1033	PT UT-45 DEG.	NDT-D-2 NDT-C-2	01-20-02	RELIEF REQUEST CR-15
158	IRH-1033-25	P-E	C5.11	MF-2	20	0.375	340	IRH-1033	PT UT-45 DEG.	NDT-D-2 NDT-C-2	01-20-02	
159	IRH-1033-25ALD	IALS	C5.12	MF-2	20	0.375	340	IRH-1033	PT UT-45 DEG.	NDT-D-2 NDT-C-2	01-20-02	RELIEF REQUEST CR-15
160	IRH-1033-25BLD	OALS	C5.12	MF-2	20	0.375	340	IRH-1033	PT UT-45 DEG.	NDT-D-2 NDT-C-2	01-20-02	RELIEF REQUEST CR-15

NO.	COMPONENT I.D. NO.	COMP. FIG.	ITEM NO.	WELD TYPE	NOM. PIPE SIZE	NOM. THK.	MATL. SPEC.	DWG. NO.	EXAM TYPE	PROC. NO.	CAL. STD. NO.	NOTES
161	IRH-1033-25LU	LS	C5.12	MF-2	20	0.375	340	IRH-1033	PT UT-45 DEG.	NDT-D-2 NDT-C-2	01-20-02	RELIEF REQUEST CR-15
162	IRH-1033-27	P-T	C5.11	MF-2	20	0.375	340	IRH-1033	PT UT-45 DEG.	NDT-D-2 NDT-C-2	01-20-02	
163	IRH-1033-27ALU	LS	C5.12	MF-2	20	0.375	340	IRH-1033	PT UT-45 DEG.	NDT-D-2 NDT-C-2	01-20-02	RELIEF REQUEST CR-15
164	IRH-1033-27BLU	LS	C5.12	MF-2	20	0.375	340	IRH-1033	PT UT-45 DEG.	NDT-D-2 NDT-C-2	01-20-02	RELIEF REQUEST CR-15
165	IRH-1033-28	T-R	C5.11	MF-2	20	0.375	340	IRH-1033	PT UT-45 DEG.	NDT-D-2 NDT-C-2	01-20-02	
166	IRH-1033-28B	LS	C5.12	MF-2	18	0.375	340	IRH-1033	PT UT-45 DEG.	NDT-D-2 NDT-C-2	01-18-04	RELIEF REQUEST CR-15
167	IRH-1033-28LD	LS	C5.12	MF-2	20	0.375	340	IRH-1033	PT UT-45 DEG.	NDT-D-2 NDT-C-2	01-20-02	RELIEF REQUEST CR-15
168	IRH-1033-28LU	LS	C5.12	MF-2	20	0.375	340	IRH-1033	PT UT-45 DEG.	NDT-D-2 NDT-C-2	01-20-02	RELIEF REQUEST CR-15
169	IRH-1033-29	P-T	C5.11	MF-2	20	0.375	340	IRH-1033	PT UT-45 DEG.	NDT-D-2 NDT-C-2	01-20-02	
170	IRH-1033-29A	P-P	C5.11	MF-2	20	0.375	340	IRH-1033	PT UT-45 DEG.	NDT-D-2 NDT-C-2	01-20-02	

NO.	COMPONENT I.D. NO.	COMP. FIG.	ITEM NO.	WELD TYPE	NOM. PIPE SIZE	NOM. THK.	MATL. SPEC.	DWG. NO.	EXAM TYPE	PROC. NO.	CAL. STD. NO.	NOTES
171	IRH-1033-29ALD	LS	C5.12	MF-2	20	0.375	340	IRH-1033	PT UT-45 DEG.	NDT-D-2 NDT-C-2	01-20-02	RELIEF REQUEST CR-15
172	IRH-1033-29ALU	LS	C5.12	MF-2	20	0.375	340	IRH-1033	PT UT-45 DEG.	NDT-D-2 NDT-C-2	01-20-02	RELIEF REQUEST CR-15
173	IRH-1033-29LD	LS	C5.12	MF-2	20	0.375	340	IRH-1033	PT UT-45 DEG.	NDT-D-2 NDT-C-2	01-20-02	RELIEF REQUEST CR-15
174	IRH-1033-29LU	LS	C5.12	MF-2	20	0.375	340	IRH-1033	PT UT-45 DEG.	NDT-D-2 NDT-C-2	01-20-02	RELIEF REQUEST CR-15
175	IRH-1033-34A	P-E	C5.11	MF-2	20	0.375	340	IRH-1033	PT UT-45 DEG.	NDT-D-2 NDT-C-2	01-20-02	
176	IRH-1033-34ALD	IALS	C5.12	MF-2	20	0.375	340	IRH-1033	PT UT-45 DEG.	NDT-D-2 NDT-C-2	01-20-02	RELIEF REQUEST CR-15
177	IRH-1033-34ALU	LS	C5.12	MF-2	20	0.375	340	IRH-1033	PT UT-45 DEG.	NDT-D-2 NDT-C-2	01-20-02	RELIEF REQUEST CR-15
178	IRH-1033-34BLD	OALS	C5.12	MF-2	20	0.375	340	IRH-1033	PT UT-45 DEG.	NDT-D-2 NDT-C-2	01-20-02	RELIEF REQUEST CR-15
179	IRH-1033-35	P-E	C5.11	MF-2	20	0.375	340	IRH-1033	PT UT-45 DEG.	NDT-D-2 NDT-C-2	01-20-02	
180	IRH-1033-35ALU	IALS	C5.12	MF-2	20	0.375	340	IRH-1033	PT UT-45 DEG.	NDT-D-2 NDT-C-2	01-20-02	RELIEF REQUEST CR-15

NO.	COMPONENT I.D. NO.	COMP. FIG.	ITEM NO.	WELD TYPE	NOM. PIPE SIZE	NOM. THK.	MATL. SPEC.	DWG. NO.	EXAM TYPE	PROC. NO.	CAL. STD. NO.	NOTES
181	IRH-1033-35BLU	OALS	C5.12	MF-2	20	0.375	340	IRH-1033	PT UT-45 DEG.	NDT-D-2 NDT-C-2	01-20-02	RELIEF REQUEST CR-15
182	IRH-1033-35LD	LS	C5.12	MF-2	20	0.375	340	IRH-1033	PT UT-45 DEG.	NDT-D-2 NDT-C-2	01-20-02	RELIEF REQUEST CR-15
183	IRH-1033-38	P-P	C5.11	MF-2	20	0.375	340	IRH-1033	PT UT-45 DEG.	NDT-D-2 NDT-C-2	01-20-02	
184	IRH-1033-38LD	LS	C5.12	MF-2	20	0.375	340	IRH-1033	PT UT-45 DEG.	NDT-D-2 NDT-C-2	01-20-02	RELIEF REQUEST CR-15
185	IRH-1033-38LU	LS	C5.12	MF-2	20	0.375	340	IRH-1033	PT UT-45 DEG.	NDT-D-2 NDT-C-2	01-20-02	RELIEF REQUEST CR-15
186	IRH-1033-39	P-E	C5.11	MF-2	20	0.375	340	IRH-1033	PT UT-45 DEG.	NDT-D-2 NDT-C-2	01-20-02	
187	IRH-1033-39ALD	IALS	C5.12	MF-2	20	0.375	340	IRH-1033	PT UT-45 DEG.	NDT-D-2 NDT-C-2	01-20-02	RELIEF REQUEST CR-15
188	IRH-1033-39BLD	OALS	C5.12	MF-2	20	0.375	340	IRH-1033	PT UT-45 DEG.	NDT-D-2 NDT-C-2	01-20-02	RELIEF REQUEST CR-15
189	IRH-1033-39LU	LS	C5.12	MF-2	20	0.375	340	IRH-1033	PT UT-45 DEG.	NDT-D-2 NDT-C-2	01-20-02	RELIEF REQUEST CR-15
190	IRH-1033-41	P-E	C5.11	MF-2	20	0.375	340	IRH-1033	PT UT-45 DEG.	NDT-D-2 NDT-C-2	01-20-02	

NO.	COMPONENT I.D. NO.	COMP. FIG.	ITEM NO.	WELD TYPE	NOM. PIPE SIZE	NOM. THK.	MATL. SPEC.	DWG. NO.	EXAM TYPE	PROC. NO.	CAL. STD. NO.	NOTES
191	IRH-1033-41ALU	IALS	C5.12	MF-2	20	0.375	340	IRH-1033	PT UT-45 DEG.	NDT-D-2 NDT-C-2	01-20-02	RELIEF REQUEST CR-15
192	IRH-1033-41BLU	OALS	C5.12	MF-2	20	0.375	340	IRH-1033	PT UT-45 DEG.	NDT-D-2 NDT-C-2	01-20-02	RELIEF REQUEST CR-15
193	IRH-1033-41LD	LS	C5.12	MF-2	20	0.375	340	IRH-1033	PT UT-45 DEG.	NDT-D-2 NDT-C-2	01-20-02	RELIEF REQUEST CR-15
194	IRH-1033-43	P-E	C5.11	MF-2	20	0.375	340	IRH-1033	PT UT-45 DEG.	NDT-D-2 NDT-C-2	01-20-02	
195	IRH-1033-43ALD	IALS	C5.12	MF-2	20	0.375	340	IRH-1033	PT UT-45 DEG.	NDT-D-2 NDT-C-2	01-20-02	RELIEF REQUEST CR-15
196	IRH-1033-43BLD	OALS	C5.12	MF-2	20	0.375	340	IRH-1033	PT UT-45 DEG.	NDT-D-2 NDT-C-2	01-20-02	RELIEF REQUEST CR-15
197	IRH-1033-44	P-E	C5.11	MF-2	20	0.375	340	IRH-1033	PT UT-45 DEG.	NDT-D-2 NDT-C-2	01-20-02	
198	IRH-1033-44ALU	IALS	C5.12	MF-2	20	0.375	340	IRH-1033	PT UT-45 DEG.	NDT-D-2 NDT-C-2	01-20-02	RELIEF REQUEST CR-15
199	IRH-1033-44BLU	OALS	C5.12	MF-2	20	0.375	340	IRH-1033	PT UT-45 DEG.	NDT-D-2 NDT-C-2	01-20-02	RELIEF REQUEST CR-15
200	IRH-1033-44LD	LS	C5.12	MF-2	20	0.375	340	IRH-1033	PT UT-45 DEG.	NDT-D-2 NDT-C-2	01-20-02	RELIEF REQUEST CR-15

NO.	COMPONENT I.D. NO.	COMP. FIG.	ITEM NO.	WELD TYPE	NOM. PIPE SIZE	NOM. THK.	MATL. SPEC.	DRG. NO.	EXAM TYPE	PROC. NO.	CAL. STD. NO.	NOTES
201	IRH-1033-46	P-E	C5.11	MF-2	20	0.375	340	IRH-1033	PT UT-45 DEG.	NDT-D-2 NDT-C-2	01-20-02	
202	IRH-1033-46ALD	IALS	C5.12	MF-2	20	0.375	340	IRH-1033	PT UT-45 DEG.	NDT-D-2 NDT-C-2	01-20-02	RELIEF REQUEST CR-15
203	IRH-1033-46BLD	OALS	C5.12	MF-2	20	0.375	340	IRH-1033	PT UT-45 DEG.	NDT-D-2 NDT-C-2	01-20-02	RELIEF REQUEST CR-15
204	IRH-1033-46LU	LS	C5.12	MF-2	20	0.375	340	IRH-1033	PT UT-45 DEG.	NDT-D-2 NDT-C-2	01-20-02	RELIEF REQUEST CR-15
205	IRH-1033-47	E-P	C5.11	MF-2	20	0.375	340	IRH-1033	PT UT-45 DEG.	NDT-D-2 NDT-C-2	01-20-02	
206	IRH-1033-47ALU	IALS	C5.12	MF-2	20	0.375	340	IRH-1033	PT UT-45 DEG.	NDT-D-2 NDT-C-2	01-20-02	RELIEF REQUEST CR-15
207	IRH-1033-47BLU	OALS	C5.12	MF-2	20	0.375	340	IRH-1033	PT UT-45 DEG.	NDT-D-2 NDT-C-2	01-20-02	RELIEF REQUEST CR-15
208	IRH-1033-47LD	LS	C5.12	MF-2	20	0.375	340	IRH-1033	PT UT-45 DEG.	NDT-D-2 NDT-C-2	01-20-02	RELIEF REQUEST CR-15
209	IRH-1033-51	P-E	C5.11	MF-2	20	0.375	340	IRH-1033	PT UT-45 DEG.	NDT-D-2 NDT-C-2	01-20-02	
210	IRH-1033-51ALD	IALS	C5.12	MF-2	20	0.375	340	IRH-1033	PT UT-45 DEG.	NDT-D-2 NDT-C-2	01-20-02	RELIEF REQUEST CR-15

NO.	COMPONENT I.D. NO.	COMP. FIG.	ITEM NO.	WELD TYPE	NOM. PIPE SIZE	NOM. THK.	MATL. SPEC.	DWG. NO.	EXAM TYPE	PROC. NO.	CAL. STD. NO.	NOTES
211	IRH-1033-51BLD	OALS	C5.12	MF-2	20	0.375	340	IRH-1033	PT UT-45 DEG.	NDT-D-2 NDT-C-2	01-20-02	RELIEF REQUEST CR-15
212	IRH-1033-51LU	LS	C5.12	MF-2	20	0.375	340	IRH-1033	PT UT-45 DEG.	NDT-D-2 NDT-C-2	01-20-02	RELIEF REQUEST CR-15
213	IRH-1033-52	E-P	C5.11	MF-2	20	0.375	340	IRH-1033	PT UT-45 DEG.	NDT-D-2 NDT-C-2	01-20-02	
214	IRH-1033-52ALU	IALS	C5.12	MF-2	20	0.375	340	IRH-1033	PT UT-45 DEG.	NDT-D-2 NDT-C-2	01-20-02	RELIEF REQUEST CR-15
215	IRH-1033-52BLU	OALS	C5.12	MF-2	20	0.375	340	IRH-1033	PT UT-45 DEG.	NDT-D-2 NDT-C-2	01-20-02	RELIEF REQUEST CR-15
216	IRH-1033-52LD	LS	C5.12	MF-2	20	0.375	340	IRH-1033	PT UT-45 DEG.	NDT-D-2 NDT-C-2	01-20-02	RELIEF REQUEST CR-15
217	IRH-1033-53	P-T	C5.11	MF-2	20	0.375	340	IRH-1033	PT UT-45 DEG.	NDT-D-2 NDT-C-2	01-20-02	
218	IRH-1033-53LD	LS	C5.12	MF-2	20	0.375	340	IRH-1033	PT UT-45 DEG.	NDT-D-2 NDT-C-2	01-20-02	RELIEF REQUEST CR-15
219	IRH-1033-54	R-T	C5.11	MF-2	20	0.375	340	IRH-1033	PT UT-45 DEG.	NDT-D-2 NDT-C-2	01-20-02	
220	IRH-1033-54LD	LS	C5.12	MF-2	20	0.375	340	IRH-1033	PT UT-45 DEG.	NDT-D-2 NDT-C-2	01-20-02	RELIEF REQUEST CR-15

NO.	COMPONENT I.D. NO.	COMP. FIG.	ITEM NO.	WELD TYPE	NOM. PIPE SIZE	NOM. THK.	MATL. SPEC.	DWG. NO.	EXAM TYPE	PROC. NO.	CAL. STD. NO.	NOTES
221	IRH-1033-54LU	LS	C5.12	MF-2	20	0.375	340	IRH-1033	PT UT-45 DEG.	NDT-D-2 NDT-C-2	01-20-02	RELIEF REQUEST CR-15
222	IRH-1034-01	R-P	C5.11	MF-2	18	0.375	340	IRH-1034	PT UT-45 DEG.	NDT-D-2 NDT-C-2	01-18-04	
223	IRH-1034-01LD	LS	C5.12	MF-2	18	0.375	340	IRH-1034	PT UT-45 DEG.	NDT-D-2 NDT-C-2	01-18-04	RELIEF REQUEST CR-15
224	IRH-1034-02	P-P	C5.11	MF-2	18	0.375	340	IRH-1034	PT UT-45 DEG.	NDT-D-2 NDT-C-2	01-18-04	
225	IRH-1034-02LD	LS	C5.12	MF-2	18	0.375	340	IRH-1034	PT UT-45 DEG.	NDT-D-2 NDT-C-2	01-18-04	RELIEF REQUEST CR-15
226	IRH-1034-02LU	LS	C5.12	MF-2	18	0.375	340	IRH-1034	PT UT-45 DEG.	NDT-D-2 NDT-C-2	01-18-04	RELIEF REQUEST CR-15
227	IRH-1034-04	P-E	C5.11	MF-2	18	0.375	340	IRH-1034	PT UT-45 DEG.	NDT-D-2 NDT-C-2	01-18-04	
228	IRH-1034-04ALD	IALS	C5.12	MF-2	18	0.375	340	IRH-1034	PT UT-45 DEG.	NDT-D-2 NDT-C-2	01-18-04	RELIEF REQUEST CR-15
229	IRH-1034-04BLD	OALS	C5.12	MF-2	18	0.375	340	IRH-1034	PT UT-45 DEG.	NDT-D-2 NDT-C-2	01-18-04	RELIEF REQUEST CR-15
230	IRH-1034-04LU	LS	C5.12	MF-2	18	0.375	340	IRH-1034	PT UT-45 DEG.	NDT-D-2 NDT-C-2	01-18-04	RELIEF REQUEST CR-15

NO.	COMPONENT I.D. NO.	COMP. FIG.	ITEM NO.	WELD TYPE	NOM. PIPE SIZE	NOM. THK.	MATL. SPEC.	DWG. NO.	EXAM TYPE	PROC. NO.	CAL. STD. NO.	NOTES
231	IRH-1034-05	E-P	C5.11	MF-2	18	0.375	340	IRH-1034	PT UT-45 DEG.	NDT-D-2 NDT-C-2	01-18-04	
232	IRH-1034-05ALU	IALS	C5.12	MF-2	18	0.375	340	IRH-1034	PT UT-45 DEG.	NDT-D-2 NDT-C-2	01-18-04	RELIEF REQUEST CR-15
233	IRH-1034-05BLU	OALS	C5.12	MF-2	18	0.375	340	IRH-1034	PT UT-45 DEG.	NDT-D-2 NDT-C-2	01-18-04	RELIEF REQUEST CR-15
234	IRH-1034-05LD	LS	C5.12	MF-2	18	0.375	340	IRH-1034	PT UT-45 DEG.	NDT-D-2 NDT-C-2	01-18-04	RELIEF REQUEST CR-15
235	IRH-1034-06K	P-P	C5.11	MF-2	18	0.375	340	IRH-1034	PT UT-45 DEG.	NDT-D-2 NDT-C-2	01-18-04	
236	IRH-1034-06KLU	LS	C5.12	MF-2	18	0.375	340	IRH-1034	PT UT-45 DEG.	NDT-D-2 NDT-C-2	01-18-04	RELIEF REQUEST CR-15
237	IRH-1034-06NLD	LS	C5.12	MF-2	18	0.375	340	IRH-1034	PT UT-45 DEG.	NDT-D-2 NDT-C-2	01-18-04	RELIEF REQUEST CR-15
238	IRH-1034-06P	P-P	C5.11	MF-2	18	0.375	340	IRH-1034	PT UT-45 DEG.	NDT-D-2 NDT-C-2	01-18-04	
239	IRH-1034-06PLD	LS	C5.12	MF-2	18	0.375	340	IRH-1034	PT UT-45 DEG.	NDT-D-2 NDT-C-2	01-18-04	RELIEF REQUEST CR-15
240	IRH-1034-06SLD	LS	C5.12	MF-2	18	0.375	340	IRH-1034	PT UT-45 DEG.	NDT-D-2 NDT-C-2	01-18-04	RELIEF REQUEST CR-15

NO.	COMPONENT I.D. NO.	COMP. FIG.	ITEM NO.	WELD TYPE	NOM. PIPE SIZE	NOM. THK.	MATL. SPEC.	DWG. NO.	EXAM TYPE	PROC. NO.	CAL. STD. NO.	NOTES
241	IRH-1034-06T	P-P	C5.11	MF-2	18	0.375	340	IRH-1034	PT UT-45 DEG.	NDT-D-2 NDT-C-2	01-18-04	
242	IRH-1034-07	P-P	C5.11	MF-2	18	0.375	340	IRH-1034	PT UT-45 DEG.	NDT-D-2 NDT-C-2	01-18-04	
243	IRH-1034-07LD	LS	C5.12	MF-2	18	0.375	340	IRH-1034	PT UT-45 DEG.	NDT-D-2 NDT-C-2	01-18-04	RELIEF REQUEST CR-15
244	IRH-1034-07LU	LS	C5.12	MF-2	18	0.375	340	IRH-1034	PT UT-45 DEG.	NDT-D-2 NDT-C-2	01-18-04	RELIEF REQUEST CR-15
245	IRH-1034-11	P-P	C5.11	MF-2	18	0.375	340	IRH-1034	PT UT-45 DEG.	NDT-D-2 NDT-C-2	01-18-04	
246	IRH-1034-11LD	LS	C5.12	MF-2	18	0.375	340	IRH-1034	PT UT-45 DEG.	NDT-D-2 NDT-C-2	01-18-04	RELIEF REQUEST CR-15
247	IRH-1034-11LU	LS	C5.12	MF-2	18	0.375	340	IRH-1034	PT UT-45 DEG.	NDT-D-2 NDT-C-2	01-18-04	RELIEF REQUEST CR-15
248	IRH-1034-12	P-P	C5.11	MF-2	18	0.375	340	IRH-1034	PT UT-45 DEG.	NDT-D-2 NDT-C-2	01-18-04	
249	IRH-1034-12LD	LS	C5.12	MF-2	18	0.375	340	IRH-1034	PT UT-45 DEG.	NDT-D-2 NDT-C-2	01-18-04	RELIEF REQUEST CR-15
250	IRH-1034-12LU	LS	C5.12	MF-2	18	0.375	340	IRH-1034	PT UT-45 DEG.	NDT-D-2 NDT-C-2	01-18-04	RELIEF REQUEST CR-15

NO.	COMPONENT I.D. NO.	COMP. FIG.	ITEM NO.	WELD TYPE	NOM. PIPE SIZE	NOM. THK.	MATL. SPEC.	DWG. NO.	EXAM TYPE	PROC. NO.	CAL. STD. NO.	NOTES
251	IRH-1034-15	P-E	C5.11	MF-2	18	0.375	340	IRH-1034	PT UT-45 DEG.	NDT-D-2 NDT-C-2	01-18-04	
252	IRH-1034-15ALD	IALS	C5.12	MF-2	18	0.375	340	IRH-1034	PT UT-45 DEG.	NDT-D-2 NDT-C-2	01-18-04	RELIEF REQUEST CR-15
253	IRH-1034-15BLD	OALS	C5.12	MF-2	18	0.375	340	IRH-1034	PT UT-45 DEG.	NDT-D-2 NDT-C-2	01-18-04	RELIEF REQUEST CR-15
254	IRH-1034-15LU	LS	C5.12	MF-2	18	0.375	340	IRH-1034	PT UT-45 DEG.	NDT-D-2 NDT-C-2	01-18-04	RELIEF REQUEST CR-15
255	IRH-1034-16	E-P	C5.11	MF-2	18	0.375	340	IRH-1034	PT UT-45 DEG.	NDT-D-2 NDT-C-2	01-18-04	
256	IRH-1034-16ALU	IALS	C5.12	MF-2	18	0.375	340	IRH-1034	PT UT-45 DEG.	NDT-D-2 NDT-C-2	01-18-04	RELIEF REQUEST CR-15
257	IRH-1034-16BLU	OALS	C5.12	MF-2	18	0.375	340	IRH-1034	PT UT-45 DEG.	NDT-D-2 NDT-C-2	01-18-04	RELIEF REQUEST CR-15
258	IRH-1034-16LD	LS	C5.12	MF-2	18	0.375	340	IRH-1034	PT UT-45 DEG.	NDT-D-2 NDT-C-2	01-18-04	RELIEF REQUEST CR-15
259	IRH-1034-18	P-P	C5.11	MF-2	18	0.375	340/ 307LS	IRH-1034	PT UT-45 DEG.	NDT-D-2 NDT-C-2	01-18-01 01-18-04	DISSIMILAR METAL WELD
260	IRH-1034-18LU	LS	C5.12	MF-2	18	0.375	340	IRH-1034	PT UT-45 DEG.	NDT-D-2 NDT-C-2	01-18-04	RELIEF REQUEST CR-15

NO.	COMPONENT I.D. NO.	COMP. FIG.	ITEM NO.	WELD TYPE	NOM. PIPE SIZE	NOM. THK.	MATL. SPEC.	DWG. NO.	EXAM TYPE	PROC. NO.	CAL. STD. NO.	NOTES
261	IRH-1046-01	R-P	C5.11	MF-2	18	0.375	340	IRH-1046	PT UT-45 DEG.	NDT-D-2 NDT-C-2	01-18-04	
262	IRH-1046-01LD	LS	C5.12	MF-2	18	0.375	340	IRH-1046	PT UT-45 DEG.	NDT-D-2 NDT-C-2	01-18-04	RELIEF REQUEST CR-15
263	IRH-1046-01LU	LS	C5.12	MF-2	18	0.375	340	IRH-1046	PT UT-45 DEG.	NDT-D-2 NDT-C-2	01-18-04	RELIEF REQUEST CR-15
264	IRH-1046-04	P-E	C5.11	MF-2	18	0.375	340	IRH-1046	PT UT-45 DEG.	NDT-D-2 NDT-C-2	01-18-04	
265	IRH-1046-04ALD	IALS	C5.12	MF-2	18	0.375	340	IRH-1046	PT UT-45 DEG.	NDT-D-2 NDT-C-2	01-18-04	RELIEF REQUEST CR-15
266	IRH-1046-04BLD	OALS	C5.12	MF-2	18	0.375	340	IRH-1046	PT UT-45 DEG.	NDT-D-2 NDT-C-2	01-18-04	RELIEF REQUEST CR-15
267	IRH-1046-04LU	LS	C5.12	MF-2	18	0.375	340	IRH-1046	PT UT-45 DEG.	NDT-D-2 NDT-C-2	01-18-04	RELIEF REQUEST CR-15
268	IRH-1046-05	E-P	C5.11	MF-2	18	0.375	340	IRH-1046	PT UT-45 DEG.	NDT-D-2 NDT-C-2	01-18-04	
269	IRH-1046-05ALU	IALS	C5.12	MF-2	18	0.375	340	IRH-1046	PT UT-45 DEG.	NDT-D-2 NDT-C-2	01-18-04	RELIEF REQUEST CR-15
270	IRH-1046-05BLU	OALS	C5.12	MF-2	18	0.375	340	IRH-1046	PT UT-45 DEG.	NDT-D-2 NDT-C-2	01-18-04	RELIEF REQUEST CR-15

NO.	COMPONENT I.D. NO.	COMP. FIG.	ITEM NO.	WELD TYPE	NOM. PIPE SIZE	NOM. THK.	MATL. SPEC.	DWG. NO.	EXAM TYPE	PROC. NO.	CAL. STD. NO.	NOTES
271	IRH-1046-05LD	LS	C5.12	MF-2	18	0.375	340	IRH-1046	PT UT-45 DEG.	NDT-D-2 NDT-C-2	01-18-04	RELIEF REQUEST CR-15
272	IRH-1046-09	P-E	C5.11	MF-2	18	0.375	340	IRH-1046	PT UT-45 DEG.	NDT-D-2 NDT-C-2	01-18-04	
273	IRH-1046-09ALD	IALS	C5.12	MF-2	18	0.375	340	IRH-1046	PT UT-45 DEG.	NDT-D-2 NDT-C-2	01-18-04	RELIEF REQUEST CR-15
274	IRH-1046-09BLD	OALS	C5.12	MF-2	18	0.375	340	IRH-1046	PT UT-45 DEG.	NDT-D-2 NDT-C-2	01-18-04	RELIEF REQUEST CR-15
275	IRH-1046-09LU	LS	C5.12	MF-2	18	0.375	340	IRH-1046	PT UT-45 DEG.	NDT-D-2 NDT-C-2	01-18-04	RELIEF REQUEST CR-15
276	IRH-1046-10	E-P	C5.11	MF-2	18	0.375	340	IRH-1046	PT UT-45 DEG.	NDT-D-2 NDT-C-2	01-18-04	
277	IRH-1046-10ALU	IALS	C5.12	MF-2	18	0.375	340	IRH-1046	PT UT-45 DEG.	NDT-D-2 NDT-C-2	01-18-04	RELIEF REQUEST CR-15
278	IRH-1046-10BLU	OALS	C5.12	MF-2	18	0.375	340	IRH-1046	PT UT-45 DEG.	NDT-D-2 NDT-C-2	01-18-04	RELIEF REQUEST CR-15
279	IRH-1046-10LD	LS	C5.12	MF-2	18	0.375	340	IRH-1046	PT UT-45 DEG.	NDT-D-2 NDT-C-2	01-18-04	RELIEF REQUEST CR-15
280	IRH-1046-12	P-E	C5.11	MF-2	18	0.375	340	IRH-1046	PT UT-45 DEG.	NDT-D-2 NDT-C-2	01-18-04	

NO.	COMPONENT I.D. NO.	COMP. FIG.	ITEM NO.	WELD TYPE	NOM. PIPE SIZE	NOM. THK.	MATL. SPEC.	DWG. NO.	EXAM TYPE	PROC. NO.	CAL. STD. NO.	NOTES
281	IRH-1046-12ALD	IALS	C5.12	MF-2	18	0.375	340	IRH-1046	PT UT-45 DEG.	NDT-D-2 NDT-C-2	01-18-04	RELIEF REQUEST CR-15
282	IRH-1046-12BLD	OALS	C5.12	MF-2	18	0.375	340	IRH-1046	PT UT-45 DEG.	NDT-D-2 NDT-C-2	01-18-04	RELIEF REQUEST CR-15
283	IRH-1046-12LU	LS	C5.12	MF-2	18	0.375	340	IRH-1046	PT UT-45 DEG.	NDT-D-2 NDT-C-2	01-18-04	RELIEF REQUEST CR-15
284	IRH-1046-14	E-P	C5.11	MF-2	18	0.375	340	IRH-1046	PT UT-45 DEG.	NDT-D-2 NDT-C-2	01-18-04	
285	IRH-1046-14ALU	IALS	C5.12	MF-2	18	0.375	340	IRH-1046	PT UT-45 DEG.	NDT-D-2 NDT-C-2	01-18-04	RELIEF REQUEST CR-15
286	IRH-1046-14BLU	OALS	C5.12	MF-2	18	0.375	340	IRH-1046	PT UT-45 DEG.	NDT-D-2 NDT-C-2	01-18-04	RELIEF REQUEST CR-15
287	IRH-1046-14LD	LS	C5.12	MF-2	18	0.375	340	IRH-1046	PT UT-45 DEG.	NDT-D-2 NDT-C-2	01-18-04	RELIEF REQUEST CR-15
288	IRH-1046-15	P-P	C5.11	MF-2	18	0.375	340/ 307LS	IRH-1046	PT UT-45 DEG.	NDT-D-2 NDT-C-2	01-18-01 01-18-04	DISSIMILAR METAL WELD
289	IRH-1046-15LU	LS	C5.12	MF-2	18	0.375	340	IRH-1046	PT UT-45 DEG.	NDT-D-2 NDT-C-2	01-18-04	RELIEF REQUEST CR-15
290	IRH-1046-17A	P-T	C5.11	MF-2	18	0.375	340	IRH-1046	PT UT-45 DEG.	NDT-D-2 NDT-C-2	01-18-04	

NO.	COMPONENT I.D. NO.	COMP. FIG.	ITEM NO.	WELD TYPE	NOM. PIPE SIZE	NOM. THK.	MATL. SPEC.	DWG. NO.	EXAM TYPE	PROC. NO.	CAL. STD. NO.	NOTES
291	IRH-1046-17ALD	LS	C5.12	MF-2	18	0.375	340	IRH-1046	PT UT-45 DEG.	NDT-D-2 NDT-C-2	01-18-04	RELIEF REQUEST CR-15
292	IRH-1046-19	P-E	C5.11	MF-2	18	0.375	340	IRH-1046	PT UT-45 DEG.	NDT-D-2 NDT-C-2	01-18-04	
293	IRH-1046-19ALD	IALS	C5.12	MF-2	18	0.375	340	IRH-1046	PT UT-45 DEG.	NDT-D-2 NDT-C-2	01-18-04	RELIEF REQUEST CR-15
294	IRH-1046-19BLD	OALS	C5.12	MF-2	18	0.375	340	IRH-1046	PT UT-45 DEG.	NDT-D-2 NDT-C-2	01-18-04	RELIEF REQUEST CR-15
295	IRH-1046-19LU	LS	C5.12	MF-2	18	0.375	340	IRH-1046	PT UT-45 DEG.	NDT-D-2 NDT-C-2	01-18-04	RELIEF REQUEST CR-15
296	IRH-1046-20	E-P	C5.11	MF-2	18	0.375	340	IRH-1046	PT UT-45 DEG.	NDT-D-2 NDT-C-2	01-18-04	
297	IRH-1046-20ALU	IALS	C5.12	MF-2	18	0.375	340	IRH-1046	PT UT-45 DEG.	NDT-D-2 NDT-C-2	01-18-04	RELIEF REQUEST CR-15
298	IRH-1046-20BLU	OALS	C5.12	MF-2	18	0.375	340	IRH-1046	PT UT-45 DEG.	NDT-D-2 NDT-C-2	01-18-04	RELIEF REQUEST CR-15
299	IRH-1046-20LD	LS	C5.12	MF-2	18	0.375	340	IRH-1046	PT UT-45 DEG.	NDT-D-2 NDT-C-2	01-18-04	RELIEF REQUEST CR-15
300	IRH-1046-24	P-P	C5.11	MF-2	18	0.375	340/ 307LS	IRH-1046	PT UT-45 DEG.	NDT-D-2 NDT-C-2	01-18-01 01-18-04	DISSIMILAR METAL WELD

NO.	COMPONENT I.D. NO.	COMP. FIG.	ITEM NO.	WELD TYPE	NOM. PIPE SIZE	NOM. THK.	MATL. SPEC.	DWG. NO.	EXAM TYPE	PROC. NO.	CAL. STD. NO.	NOTES
301	IRH-1046-24LU	LS	C5.12	MF-2	18	0.375	340	IRH-1046	PT UT-45 DEG.	NDT-D-2 NDT-C-2	01-18-04	RELIEF REQUEST CR-15

NO.	COMPONENT I.D. NO.	COMP. FIG.	ITEM NO.	WELD TYPE	NOM. PIPE SIZE	NOM. THK.	MATL. SPEC.	DWG. NO.	EXAM TYPE	PROC. NO.	CAL. STD. NO.	NOTES
1	IFW-1001-02	V-P	C5.51	MF-2	24	1.650 NOM	1503LS	IFW-1001	PT UT-45 DEG.	NDT-D-2 NDT-C-2	01-24-05	
2	IFW-1001-02LD	LS	C5.52	MF-2	24	1.650 NOM	1503LS	IFW-1001	PT UT-45 DEG.	NDT-D-2 NDT-C-2	01-24-05	SEE RELIEF REQUEST CR 15
3	IFW-1001-04	P-E	C5.51	MF-2	24	1.650 NOM	1503LS	IFW-1001	PT UT-45 DEG.	NDT-D-2 NDT-C-2	01-24-05	
4	IFW-1001-04LU	LS	C5.52	MF-2	24	1.650 NOM	1503LS	IFW-1001	PT UT-45 DEG.	NDT-D-2 NDT-C-2	01-24-05	SEE RELIEF REQUEST CR 15
5	IFW-1001-05	E-P	C5.51	MF-2	24	1.650 NOM	1503LS	IFW-1001	PT UT-45 DEG.	NDT-D-2 NDT-C-2	01-24-05	
6	IFW-1001-05LD	LS	C5.52	MF-2	24	1.650 NOM	1503LS	IFW-1001	PT UT-45 DEG.	NDT-D-2 NDT-C-2	01-24-05	SEE RELIEF REQUEST CR 15
7	IFW-1001-09	P-V	C5.51	MF-2	24	1.650 NOM	1503LS	IFW-1001	PT UT-45 DEG.	NDT-D-2 NDT-C-2	01-24-05	
8	IFW-1001-09LU	LS	C5.52	MF-2	24	1.650 NOM	1503LS	IFW-1001	PT UT-45 DEG.	NDT-D-2 NDT-C-2	01-24-05	SEE RELIEF REQUEST CR 15
9	IFW-1002-02	V-P	C5.51	MF-2	24	1.650 NOM	1503LS	IFW-1002	PT UT-45 DEG.	NDT-D-2 NDT-C-2	01-24-05	
10	IFW-1002-02LD	LS	C5.52	MF-2	24	1.650 NOM	1503LS	IFW-1002	PT UT-45 DEG.	NDT-D-2 NDT-C-2	01-24-05	SEE RELIEF REQUEST CR 15
11	IFW-1002-04	P-E	C5.51	MF-2	24	1.650 NOM	1503LS	IFW-1002	PT UT-45 DEG.	NDT-D-2 NDT-C-2	01-24-05	

NO.	COMPONENT I.D. NO.	COMP. FIG.	ITEM NO.	WELD TYPE	NOM. PIPE SIZE	NOM. THK.	MATL. SPEC.	DRG. NO.	EXAM TYPE	PROC. NO.	CAL. STD. NO.	NOTES
12	IFW-1002-04LU	LS	C5.52	MF-2	24	1.650 MW	1503LS	IFW-1002	PT UT-45 DEG.	NDT-D-2 NDT-C-2	01-24-05	SEE RELIEF REQUEST CR 15
13	IFW-1002-05	E-P	C5.51	MF-2	24	1.650 MW	1503LS	IFW-1002	PT UT-45 DEG.	NDT-D-2 NDT-C-2	01-24-05	
14	IFW-1002-05LD	LS	C5.52	MF-2	24	1.650 MW	1503LS	IFW-1002	PT UT-45 DEG.	NDT-D-2 NDT-C-2	01-24-05	SEE RELIEF REQUEST CR 15
15	IFW-1002-09	P-V	C5.51	MF-2	24	1.650 MW	1503LS	IFW-1002	PT UT-45 DEG.	NDT-D-2 NDT-C-2	01-24-05	
16	IFW-1002-09LU	LS	C5.52	MF-2	24	1.650 MW	1503LS	IFW-1002	PT UT-45 DEG.	NDT-D-2 NDT-C-2	01-24-05	SEE RELIEF REQUEST CR 15
17	IHP-1001-01	E-V	C5.51	MF-2	12	0.844	903LS	IHP-1001	PT UT-45 DEG.	NDT-D-2 NDT-C-2	01-12-04	
18	IHP-1002-16	E-P	C5.51	MF-2	16	1.031	903LS	IHP-1002	PT UT-45 DEG.	NDT-D-2 NDT-C-2	01-16-02	
19	IHP-1002-18	P-E	C5.51	MF-2	16	1.031	903LS	IHP-1002	PT UT-45 DEG.	NDT-D-2 NDT-C-2	01-16-02	
20	IHP-1002-20	E-E	C5.51	MF-2	16	1.031	903LS	IHP-1002	PT UT-45 DEG.	NDT-D-2 NDT-C-2	01-16-02	
21	IHP-1002-22	E-P	C5.51	MF-2	16	1.031	903LS	IHP-1002	PT UT-45 DEG.	NDT-D-2 NDT-C-2	01-16-02	
22	IHP-1002-22A	P-P	C5.51	MF-2	16	1.031	903LS	IHP-1002	PT UT-45 DEG.	NDT-D-2 NDT-C-2	01-16-02	

NO.	COMPONENT I.D. NO.	COMP. FIG.	ITEM NO.	WELD TYPE	NOM. PIPE SIZE	NOM. THK.	MATL. SPEC.	DWG. NO.	EXAM TYPE	PROC. NO.	CAL. STD. NO.	NOTES
23	IHP-1002-23	P-E	C5.51	MF-2	16	1.031	903LS	IHP-1002	PT UT-45 DEG.	NDT-D-2 NDT-C-2	01-16-02	
24	IHP-1002-24	E-P	C5.51	MF-2	16	1.031	903LS	IHP-1002	PT UT-45 DEG.	NDT-D-2 NDT-C-2	01-16-02	
25	IHP-1002-25	P-E	C5.51	MF-2	16	1.031	903LS	IHP-1002	PT UT-45 DEG.	NDT-D-2 NDT-C-2	01-16-02	
26	IHP-1002-26	E-P	C5.51	MF-2	16	1.031	903LS	IHP-1002	PT UT-45 DEG.	NDT-D-2 NDT-C-2	01-16-02	
27	IHP-1002-27	P-E	C5.51	MF-2	16	1.031	903LS	IHP-1002	PT UT-45 DEG.	NDT-D-2 NDT-C-2	01-16-02	
28	IHP-1002-28	E-P	C5.51	MF-2	16	1.031	903LS	IHP-1002	PT UT-45 DEG.	NDT-D-2 NDT-C-2	01-16-02	
29	IHP-1002-30	P-E	C5.51	MF-2	16	1.031	903LS	IHP-1002	PT UT-45 DEG.	NDT-D-2 NDT-C-2	01-16-02	
30	IHP-1002-31	E-P	C5.51	MF-2	16	1.031	903LS	IHP-1002	PT UT-45 DEG.	NDT-D-2 NDT-C-2	01-16-02	
31	IHP-1002-33	P-E	C5.51	MF-2	16	1.031	903LS	IHP-1002	PT UT-45 DEG.	NDT-D-2 NDT-C-2	01-16-02	
32	IHP-1002-35	E-P	C5.51	MF-2	16	1.031	903LS	IHP-1002	PT UT-45 DEG.	NDT-D-2 NDT-C-2	01-16-02	
33	IHP-1002-37	P-E	C5.51	MF-2	16	1.031	903LS	IHP-1002	PT UT-45 DEG.	NDT-D-2 NDT-C-2	01-16-02	

NO.	COMPONENT I.D. NO.	COMP. FIG.	ITEM NO.	WELD TYPE	NOM. PIPE SIZE	NOM. THK.	MATL. SPEC.	DWG. NO.	EXAM TYPE	PROC. NO.	CAL. STD. NO.	NOTES
34	IHP-1002-38	E-F	C5.51	MF-2	16	1.031	903LS	IHP-1002	PT UT-45 DEG.	NDT-D-2 NDT-C-2	01-16-02	
35	IHP-1002-40	F-P	C5.51	MF-2	16	1.031	903LS	IHP-1002	PT UT-45 DEG.	NDT-D-2 NDT-C-2	01-16-02	
36	IHP-1002-40A	P-P	C5.51	MF-2	16	1.031	903LS	IHP-1002	PT UT-0 DEG. UT-45 DEG.	NDT-D-2 NDT-C-2	01-16-02	
37	IHP-1002-43	P-R	C5.51	MF-2	16	1.031	903LS	IHP-1002	PT UT-45 DEG.	NDT-D-2 NDT-C-2	01-16-02	
38	IHP-1002-44	R-E	C5.51	MF-2	12	0.844	903LS	IHP-1002	PT UT-45 DEG.	NDT-D-2 NDT-C-2	01-12-04	
39	IHP-1003-02	F-R	C5.51	MF-2	12	0.844	903LS	IHP-1003	PT UT-45 DEG.	NDT-D-2 NDT-C-2	01-12-04	
40	IHP-1003-03	R-P	C5.51	MF-2	16	1.031	903LS	IHP-1003	PT UT-45 DEG.	NDT-D-2 NDT-C-2	01-16-02	
41	IHP-1003-10	P-E	C5.51	MF-2	16	1.031	903LS	IHP-1003	PT UT-45 DEG.	NDT-D-2 NDT-C-2	01-16-02	
42	IHP-1003-11	E-V	C5.51	MF-2	16	1.031	903LS	IHP-1003	PT UT-45 DEG.	NDT-D-2 NDT-C-2	01-16-02	
43	IHP-1003-12	V-P	C5.51	MF-2	16	1.031	903LS	IHP-1003	PT UT-45 DEG.	NDT-D-2 NDT-C-2	01-16-02	
44	IHP-1003-15	P-E	C5.51	MF-2	16	1.031	903LS	IHP-1003	PT UT-45 DEG.	NDT-D-2 NDT-C-2	01-16-02	

NO.	COMPONENT I.D. NO.	COMP. FIG.	ITEM NO.	WELD TYPE	NOM. PIPE SIZE	NOM. THK.	MATL. SPEC.	DWG. NO.	EXAM TYPE	PROC. NO.	CAL. STD. NO.	NOTES
45	IHP-1003-16	E-P	C5.51	MF-2	16	1.031	903LS	IHP-1003	PT UT-45 DEG.	NDT-D-2 NDT-C-2	01-16-02	
46	IHP-1003-25	P-F	C5.51	MF-2	16	1.031	903LS	IHP-1003	PT UT-45 DEG.	NDT-D-2 NDT-C-2	01-16-02	
47	IHP-1003-27	F-P	C5.51	MF-2	16	1.031	903LS	IHP-1003	PT UT-45 DEG.	NDT-D-2 NDT-C-2	01-16-02	
48	IHP-1003-28	P-E	C5.51	MF-2	16	1.031	903LS	IHP-1003	PT UT-45 DEG.	NDT-D-2 NDT-C-2	01-16-02	
49	IHP-1003-29	E-P	C5.51	MF-2	16	1.031	903LS	IHP-1003	PT UT-45 DEG.	NDT-D-2 NDT-C-2	01-16-02	
50	IHP-1003-30	P-P	C5.51	MF-2	16	1.031	903LS	IHP-1003	PT UT-0 DEG. UT-45 DEG.	NDT-D-2 NDT-C-2	01-16-02	
51	IHP-1003-30A	P-E	C5.51	MF-2	16	1.031	903LS	IHP-1003	PT UT-45 DEG.	NDT-D-2 NDT-C-2	01-16-02	
52	IHP-1003-32	E-P	C5.51	MF-2	16	1.031	903LS	IHP-1003	PT UT-45 DEG.	NDT-D-2 NDT-C-2	01-16-02	
53	IHP-1003-33	P-T	C5.51	MF-2	16	1.031	903LS	IHP-1003	PT UT-45 DEG.	NDT-D-2 NDT-C-2	01-16-02	
54	IHP-1003-34	T-P	C5.51	MF-2	14	0.938	903LS	IHP-1003	PT UT-45 DEG.	NDT-D-2 NDT-C-2	01-14-02	
55	IHP-1003-35	T-P	C5.51	MF-2	16	1.031	903LS	IHP-1003	PT UT-45 DEG.	NDT-D-2 NDT-C-2	01-16-02	

NO.	COMPONENT I.D. NO.	COMP. FIG.	ITEM NO.	WELD TYPE	NOM. PIPE SIZE	NOM. THK.	MATL. SPEC.	DWG. NO.	EXAM TYPE	PROC. NO.	CAL. STD. NO.	NOTES
56	IHP-1003-37	P-P	C5.51	MF-2	16	1.031	903LS	IHP-1003	PT UT-0 DEG. UT-45 DEG.	NDT-D-2 NDT-C-2	01-16-02	
57	IHP-1003-44	P-E	C5.51	MF-2	16	1.031	903LS	IHP-1003	PT UT-45 DEG.	NDT-D-2 NDT-C-2	01-16-02	
58	IHP-1004-04	E-E	C5.51	MF-2	24	0.375	105LS	IHP-1004	PT UT-0 DEG. UT-45 DEG.	NDT-D-2 NDT-C-2	01-24-03	
59	IHP-1004-05	E-P	C5.51	MF-2	24	0.375	105LS	IHP-1004	PT UT-0 DEG. UT-45 DEG.	NDT-D-2 NDT-C-2	01-24-03	
60	IHP-1004-17	P-E	C5.51	MF-2	24	0.375	105LS	IHP-1004	PT UT-0 DEG. UT-45 DEG.	NDT-D-2 NDT-C-2	01-24-03	
61	IHP-1004-17ALD	IALS	C5.52	MF-2	24	0.375	105LS	IHP-1004	PT UT-0 DEG. UT-45 DEG.	NDT-D-2 NDT-C-2	01-24-03	SEE RELIEF REQUEST CR 15
62	IHP-1004-17BLD	OALS	C5.52	MF-2	24	0.375	105LS	IHP-1004	PT UT-0 DEG. UT-45 DEG.	NDT-D-2 NDT-C-2	01-24-03	SEE RELIEF REQUEST CR 15
63	IHP-1004-20	E-V	C5.51	MF-2	14	0.375	105LS	IHP-1004	PT UT-0 DEG. UT-45 DEG.	NDT-D-2 NDT-C-2	01-14-01	
64	IHP-1004-20ALU	IALS	C5.52	MF-2	14	0.375	105LS	IHP-1004	PT UT-0 DEG. UT-45 DEG.	NDT-D-2 NDT-C-2	01-14-01	SEE RELIEF REQUEST CR 15
65	IHP-1004-20BLU	OALS	C5.52	MF-2	14	0.375	105LS	IHP-1004	PT UT-0 DEG. UT-45 DEG.	NDT-D-2 NDT-C-2	01-14-01	SEE RELIEF REQUEST CR 15
66	IHP-1004-21A	V-R	C5.51	MF-2	14	0.375	105LS	IHP-1004	PT UT-0 DEG. UT-45 DEG.	NDT-D-2 NDT-C-2	01-14-01	

NO.	COMPONENT I.D. NO.	COMP. FIG.	ITEM NO.	WELD TYPE	NOM. PIPE SIZE	NOM. THK.	MATL. SPEC.	DWG. NO.	EXAM TYPE	PROC. NO.	CAL. STD. NO.	NOTES
67	IHP-1004-24	R-P	C5.51	MF-2	24	0.375	105LS	IHP-1004	PT UT-0 DEG. UT-45 DEG.	NDT-D-2 NDT-C-2	01-24-03	
68	IHP-1004-36	P-F	C5.51	MF-2	24	0.375	105LS	IHP-1004	PT UT-0 DEG. UT-45 DEG.	NDT-D-2 NDT-C-2	01-14-01	
69	IHP-1004-36A	F-P	C5.51	MF-2	24	0.375	105LS	IHP-1004	PT UT-0 DEG. UT-45 DEG.	NDT-D-2 NDT-C-2	01-24-03	
70	IHP-1004-39	P-E	C5.51	MF-2	24	0.375	105LS	IHP-1004	PT UT-0 DEG. UT-45 DEG.	NDT-D-2 NDT-C-2	01-24-03	
71	IHP-1004-40	E-T	C5.51	MF-2	24	0.375	105LS	IHP-1004	PT UT-0 DEG. UT-45 DEG.	NDT-D-2 NDT-C-2	01-24-03	
72	IHP-1004-41	T-P	C5.51	MF-2	24	0.375	105LS	IHP-1004	PT UT-0 DEG. UT-45 DEG.	NDT-D-2 NDT-C-2	01-24-03	
73	IHP-1004-47	P-F	C5.51	MF-2	24	0.375	105LS	IHP-1004	PT UT-0 DEG. UT-45 DEG.	NDT-D-2 NDT-C-2	01-24-03	
74	IHP-1004-49	F-P	C5.51	MF-2	24	0.375	105LS	IHP-1004	PT UT-0 DEG. UT-45 DEG.	NDT-D-2 NDT-C-2	01-24-03	
75	IHP-1004-50	P-F	C5.51	MF-2	24	0.375	105LS	IHP-1004	PT UT-0 DEG. UT-45 DEG.	NDT-D-2 NDT-C-2	01-24-03	
76	IHP-1004-63	P-T	C5.51	MF-2	24	0.375	105LS	IHP-1004	PT UT-0 DEG. UT-45 DEG.	NDT-D-2 NDT-C-2	01-24-03	
77	IHP-1005-01	P-P	C5.51	MF-2	14	0.92	903LS	IHP-1005	PT UT-0 DEG. UT-45 DEG.	NDT-D-2 NDT-C-2	01-14-02	

NO.	COMPONENT I.D. NO.	COMP. FIG.	ITEM NO.	WELD TYPE	NOM. PIPE SIZE	NOM. THK.	MATL. SPEC.	DWG. NO.	EXAM TYPE	PROC. NO.	CAL. STD. NO.	NOTES
78	IHP-1005-02	P-E	C5.51	MF-2	14	0.920	903LS	IHP-1005	PT UT-45 DEG.	NDT-D-2 NDT-C-2	01-14-02	
79	IHP-1005-03	E-P	C5.51	MF-2	14	0.920	903LS	IHP-1005	PT UT-45 DEG.	NDT-D-2 NDT-C-2	01-14-02	
80	IHP-1005-04	P-T	C5.51	MF-2	14	0.920	903LS	IHP-1005	PT UT-45 DEG.	NDT-D-2 NDT-C-2	01-14-02	
81	IHP-1005-05	T-P	C5.51	MF-2	14	0.920	903LS	IHP-1005	PT UT-45 DEG.	NDT-D-2 NDT-C-2	01-14-02	
82	IHP-1005-07	T-R	C5.51	MF-2	14	0.920	903LS	IHP-1005	PT UT-45 DEG.	NDT-D-2 NDT-C-2	01-14-02	
83	IHP-1005-09	R-V	C5.51	MF-2	10	0.719	903LS	IHP-1005	PT UT-45 DEG.	NDT-D-2 NDT-C-2	01-10-01	
84	IHP-1005-11	V-R	C5.51	MF-2	10	0.719	903LS	IHP-1005	PT UT-45 DEG.	NDT-D-2 NDT-C-2	01-10-01	
85	IHP-1005-14	R-P	C5.51	MF-2	14	0.920	903LS	IHP-1005	PT UT-45 DEG.	NDT-D-2 NDT-C-2	01-14-02	
86	IHP-1005-24	P-E	C5.51	MF-2	14	0.920	903LS	IHP-1005	PT UT-45 DEG.	NDT-D-2 NDT-C-2	01-14-02	
87	IHP-1005-27	E-P	C5.51	MF-2	14	0.920	903LS	IHP-1005	PT UT-45 DEG.	NDT-D-2 NDT-C-2	01-14-02	
88	IHP-1005-29	P-E	C5.51	MF-2	14	0.920	903LS	IHP-1005	PT UT-45 DEG.	NDT-D-2 NDT-C-2	01-14-02	

NO.	COMPONENT I.D. NO.	COMP. FIG.	ITEM NO.	WELD TYPE	NOM. PIPE SIZE	NOM. THK.	MATL. SPEC.	DWG. NO.	EXAM TYPE	PROC. NO.	CAL. STD. NO.	NOTES
89	IHP-1005-30	E-P	C5.51	MF-2	14	0.920	903LS	IHP-1005	PT UT-45 DEG.	NDT-D-2 NDT-C-2	01-14-02	
90	IHP-1005-31	P-E	C5.51	MF-2	14	0.920	903LS	IHP-1005	PT UT-45 DEG.	NDT-D-2 NDT-C-2	01-14-02	
91	IHP-1005-33	E-P	C5.51	MF-2	14	0.920	903LS	IHP-1005	PT UT-45 DEG.	NDT-D-2 NDT-C-2	01-14-02	
92	IHP-1005-44	P-E	C5.51	MF-2	14	0.920	903LS	IHP-1005	PT UT-45 DEG.	NDT-D-2 NDT-C-2	01-14-02	
93	IHP-1005-45	E-P	C5.51	MF-2	14	0.920	903LS	IHP-1005	PT UT-45 DEG.	NDT-D-2 NDT-C-2	01-14-02	
94	IHP-1005-47	P-E	C5.51	MF-2	14	0.920	903LS	IHP-1005	PT UT-45 DEG.	NDT-D-2 NDT-C-2	01-14-02	
95	IHP-1005-48	E-V	C5.51	MF-2	10	0.719	903LS	IHP-1005	PT UT-45 DEG.	NDT-D-2 NDT-C-2	01-10-01	
96	IHP-1005-49	P-R	C5.51	MF-2	14	0.920	903LS	IHP-1005	PT UT-45 DEG.	NDT-D-2 NDT-C-2	01-14-02	
97	IHP-1005-51	R-V	C5.51	MF-2	12	0.844	903LS	IHP-1005	PT UT-45 DEG.	NDT-D-2 NDT-C-2	01-12-04	
98	IHP-1005-52	V-R	C5.51	MF-2	12	0.375	105LS	IHP-1005	PT UT-45 DEG.	NDT-D-2 NDT-C-2	01-12-05	
99	IHP-1005-54	R-P	C5.51	MF-2	14	0.375	105LS	IHP-1005	PT UT-45 DEG.	NDT-D-2 NDT-C-2	01-14-01	

NO.	COMPONENT I.D. NO.	COMP. FIG.	ITEM NO.	WELD TYPE	NOM. PIPE SIZE	NOM. THK.	MATL. SPEC.	DWG. NO.	EXAM TYPE	PROC. NO.	CAL. STD. NO.	NOTES
100	IHP-1005-57	P-E	C5.51	MF-2	14	0.375	105LS	IHP-1005	PT UT-45 DEG.	NDT-D-2 NDT-C-2	01-14-01	
101	IHP-1005-58	E-P	C5.51	MF-2	14	0.375	105LS	IHP-1005	PT UT-45 DEG.	NDT-D-2 NDT-C-2	01-14-01	
102	IHP-1005-60	P-E	C5.51	MF-2	14	0.375	105LS	IHP-1005	PT UT-45 DEG.	NDT-D-2 NDT-C-2	01-14-01	
103	IHP-1005-62	E-P	C5.51	MF-2	14	0.375	105LS	IHP-1005	PT UT-45 DEG.	NDT-D-2 NDT-C-2	01-14-01	
104	IHP-1005-67	P-E	C5.51	MF-2	14	0.375	105LS	IHP-1005	PT UT-45 DEG.	NDT-D-2 NDT-C-2	01-14-01	
105	IHP-1005-68	E-P	C5.51	MF-2	14	0.375	105LS	IHP-1005	PT UT-45 DEG.	NDT-D-2 NDT-C-2	01-14-01	
106	IHP-1006-05	R-P	C5.51	MF-2	6	0.562	903LS	IHP-1006	PT UT-45 DEG.	NDT-D-2 NDT-C-2	01-06-03	
107	IHP-1006-06	P-E	C5.51	MF-2	6	0.562	903LS	IHP-1006	PT UT-45 DEG.	NDT-D-2 NDT-C-2	01-06-03	
108	IHP-1006-07	E-P	C5.51	MF-2	6	0.562	903LS	IHP-1006	PT UT-45 DEG.	NDT-D-2 NDT-C-2	01-06-03	
109	IHP-1006-08	P-E	C5.51	MF-2	6	0.562	903LS	IHP-1006	PT UT-45 DEG.	NDT-D-2 NDT-C-2	01-06-03	
110	IHP-1006-09	E-P	C5.51	MF-2	6	0.562	903LS	IHP-1006	PT UT-45 DEG.	NDT-D-2 NDT-C-2	01-06-03	

NO.	COMPONENT I.D. NO.	COMP. FIG.	ITEM NO.	WELD TYPE	NOM. PIPE SIZE	NOM. THK.	MATL. SPEC.	DWG. NO.	EXAM TYPE	PROC. NO.	CAL. STD. NO.	NOTES
111	IHP-1006-10	P-E	C5.51	MF-2	6	0.562	903LS	IHP-1006	PT UT-45 DEG.	NDT-D-2 NDT-C-2	01-06-03	
112	IHP-1006-11	E-P	C5.51	MF-2	6	0.562	903LS	IHP-1006	PT UT-45 DEG.	NDT-D-2 NDT-C-2	01-06-03	
113	IHP-1006-12	P-E	C5.51	MF-2	6	0.562	903LS	IHP-1006	PT UT-45 DEG.	NDT-D-2 NDT-C-2	01-06-03	
114	IHP-1006-13	E-P	C5.51	MF-2	6	0.562	903LS	IHP-1006	PT UT-45 DEG.	NDT-D-2 NDT-C-2	01-06-03	
115	IHP-1006-14	P-F	C5.51	MF-2	6	0.562	903LS	IHP-1006	PT UT-45 DEG.	NDT-D-2 NDT-C-2	01-06-03	
116	IHP-1006-15	F-P	C5.51	MF-2	6	0.280	105LS	IHP-1006	N/A	N/A	N/A	INCLUDED IN POPULATION BUT NOT EXAMINED DUE TO WALL THICK. < 3/8"
117	IHP-1006-16	P-E	C5.51	MF-2	6	0.280	105LS	IHP-1006	N/A	N/A	N/A	INCLUDED IN POPULATION BUT NOT EXAMINED DUE TO WALL THICK. < 3/8"
118	IHP-1006-17	E-P	C5.51	MF-2	6	0.280	105LS	IHP-1006	N/A	N/A	N/A	INCLUDED IN POPULATION BUT NOT EXAMINED DUE TO WALL THICK. < 3/8"
119	IHP-1006-18	P-E	C5.51	MF-2	6	0.280	105LS	IHP-1006	N/A	N/A	N/A	INCLUDED IN POPULATION BUT NOT EXAMINED DUE TO WALL THICK. < 3/8"
120	IHP-1006-19	E-P	C5.51	MF-2	6	0.280	105LS	IHP-1006	N/A	N/A	N/A	INCLUDED IN POPULATION BUT NOT EXAMINED DUE TO WALL THICK. < 3/8"
121	IHP-1006-20	P-E	C5.51	MF-2	6	0.280	105LS	IHP-1006	N/A	N/A	N/A	INCLUDED IN POPULATION BUT NOT EXAMINED DUE TO WALL THICK. < 3/8"

NO.	COMPONENT I.D. NO.	COMP. FIG.	ITEM NO.	WELD TYPE	NOM. PIPE SIZE	NOM. THK.	MATL. SPEC.	DWG. NO.	EXAM TYPE	PROC. NO.	CAL. STD. NO.	NOTES
122	IHP-1006-21	E-P	C5.51	MF-2	6	0.280	105LS	IHP-1006	N/A	N/A	N/A	INCLUDED IN POPULATION BUT NOT EXAMINED DUE TO WALL THICK. < 3/8"
123	IHP-1006-22	P-S	C5.51	MF-2	6	0.280	105LS	IHP-1006	N/A	N/A	N/A	INCLUDED IN POPULATION BUT NOT EXAMINED DUE TO WALL THICK. < 3/8"
124	IHP-1007-02	F-E	C5.51	MF-2	24	0.375	105LS	IHP-1007	PT UT-45 DEG.	NDT-D-2 NDT-C-2	01-24-03	
125	IHP-1007-03	E-P	C5.51	MF-2	24	0.375	105LS	IHP-1007	PT UT-45 DEG.	NDT-D-2 NDT-C-2	01-24-03	
126	IHP-1007-07	P-R	C5.51	MF-2	24	0.375	105LS	IHP-1007	PT UT-45 DEG.	NDT-D-2 NDT-C-2	01-24-03	
127	IHP-1007-09	R-V	C5.51	MF-2	18	0.375	105LS	IHP-1007	PT UT-45 DEG.	NDT-D-2 NDT-C-2	01-18-05	
128	IHP-1007-10	V-R	C5.51	MF-2	18	0.375	105LS	IHP-1007	PT UT-45 DEG.	NDT-D-2 NDT-C-2	01-18-05	
129	IHP-1007-11	R-P	C5.51	MF-2	24	0.375	105LS	IHP-1007	PT UT-45 DEG.	NDT-D-2 NDT-C-2	01-24-03	
130	IHP-1007-14	P-E	C5.51	MF-2	24	0.375	105LS	IHP-1007	PT UT-45 DEG.	NDT-D-2 NDT-C-2	01-24-03	
131	IHP-1007-15	E-P	C5.51	MF-2	24	0.375	105LS	IHP-1007	PT UT-45 DEG.	NDT-D-2 NDT-C-2	01-24-03	
132	IHP-1007-16	P-E	C5.51	MF-2	24	0.375	105LS	IHP-1007	PT UT-45 DEG.	NDT-D-2 NDT-C-2	01-24-03	

NO.	COMPONENT I.D. NO.	COMP. FIG.	ITEM NO.	WELD TYPE	NOM. PIPE SIZE	NOM. THK.	MATL. SPEC.	DWG. NO.	EXAM TYPE	PROC. NO.	CAL. STD. NO.	NOTES
133	IHP-1007-19	E-P	C5.51	MF-2	24	0.375	105LS	IHP-1007	PT UT-45 DEG.	NDT-D-2 NDT-C-2	01-24-03	
134	IHP-1007-22	P-E	C5.51	MF-2	24	0.375	105LS	IHP-1007	PT UT-45 DEG.	NDT-D-2 NDT-C-2	01-24-03	
135	IHP-1007-27	E-F	C5.51	MF-2	24	0.375	105LS	IHP-1007	PT UT-45 DEG.	NDT-D-2 NDT-C-2	01-24-03	
136	IHP-1007-29	F-P	C5.51	MF-2	24	0.375	105LS	IHP-1007	PT UT-45 DEG.	NDT-D-2 NDT-C-2	01-24-03	
137	IHP-1007-33	P-E	C5.51	MF-2	24	0.375	105LS	IHP-1007	PT UT-45 DEG.	NDT-D-2 NDT-C-2	01-24-03	
138	IHP-1007-34	E-P	C5.51	MF-2	24	0.375	105LS	IHP-1007	PT UT-45 DEG.	NDT-D-2 NDT-C-2	01-24-03	
139	IHP-1007-37	P-E	C5.51	MF-2	24	0.375	105LS	IHP-1007	PT UT-45 DEG.	NDT-D-2 NDT-C-2	01-24-03	
140	IHP-1007-39	E-P	C5.51	MF-2	24	0.375	105LS	IHP-1007	PT UT-45 DEG.	NDT-D-2 NDT-C-2	01-24-03	
141	ILP-1001-01	E-V	C5.51	MF-2	12	0.844	307LS/ 901LS	ILP-1001	PT UT-45 DEG.	NDT-D-2 NDT-C-2	01-12-01	
142	ILP-1002-02	F-P	C5.51	MF-2	16	0.500	307LS	ILP-1002	PT UT-45 DEG.	NDT-D-2 NDT-C-2	01-16-01	
143	ILP-1002-08	P-P	C5.51	MF-2	16	0.500	307LS	ILP-1002	PT UT-0 DEG. UT-45 DEG.	NDT-D-2 NDT-C-2	01-16-01	

NO.	COMPONENT I.D. NO.	COMP. FIG.	ITEM NO.	WELD TYPE	NOM. PIPE SIZE	NOM. THK.	MATL. SPEC.	DWG. NO.	EXAM TYPE	PROC. NO.	CAL. STD. NO.	NOTES
144	ILP-1002-12	P-E	C5.51	MF-2	16	0.500	307LS	ILP-1002	PT UT-45 DEG.	NDT-D-2 NDT-C-2	01-16-01	
145	ILP-1002-16	E-P	C5.51	MF-2	16	0.500	307LS	ILP-1002	PT UT-45 DEG.	NDT-D-2 NDT-C-2	01-16-01	
146	ILP-1002-16A	P-P	C5.51	MF-2	16	0.500	307LS	ILP-1002	PT UT-0 DEG. UT-45 DEG.	NDT-D-2 NDT-C-2	01-16-01	
147	ILP-1002-20	P-E	C5.51	MF-2	16	0.500	307LS	ILP-1002	PT UT-45 DEG.	NDT-D-2 NDT-C-2	01-16-01	
148	ILP-1002-21	E-P	C5.51	MF-2	16	0.500	307LS	ILP-1002	PT UT-45 DEG.	NDT-D-2 NDT-C-2	01-16-01	
149	ILP-1002-26	P-R	C5.51	MF-2	16	0.500	307LS	ILP-1002	PT UT-45 DEG.	NDT-D-2 NDT-C-2	01-16-01	
150	ILP-1002-28	R-E	C5.51	MF-2	12	0.406	307LS	ILP-1002	PT UT-45 DEG.	NDT-D-2 NDT-C-2	01-12-01	
151	ILP-1002-29	E-E	C5.51	MF-2	12	0.406	307LS	ILP-1002	PT UT-45 DEG.	NDT-D-2 NDT-C-2	01-12-01	
152	ILP-1003-01A	F-E	C5.51	MF-2	24	0.375	105LS	ILP-1003	PT UT-45 DEG.	NDT-D-2 NDT-C-2	01-24-03	
153	ILP-1003-02	E-P	C5.51	MF-2	24	0.375	105LS	ILP-1003	PT UT-45 DEG.	NDT-D-2 NDT-C-2	01-24-03	
154	ILP-1003-06	P-V	C5.51	MF-2	24	0.375	105LS	ILP-1003	PT UT-45 DEG.	NDT-D-2 NDT-C-2	01-24-03	

NO.	COMPONENT I.D. NO.	COMP. FIG.	ITEM NO.	WELD TYPE	NOM. PIPE SIZE	NOM. THK.	MATL. SPEC.	DRG. NO.	EXAM TYPE	PROC. NO.	CAL. STD. NO.	NOTES
155	ILP-1003-07	V-P	C5.51	MF-2	24	0.375	105LS	ILP-1003	PT UT-45 DEG.	NDT-D-2 NDT-C-2	01-24-03	
156	ILP-1003-15	P-E	C5.51	MF-2	24	0.375	105LS	ILP-1003	PT UT-45 DEG.	NDT-D-2 NDT-C-2	01-24-03	
157	ILP-1003-16	E-P	C5.51	MF-2	24	0.375	105LS	ILP-1003	PT UT-45 DEG.	NDT-D-2 NDT-C-2	01-24-03	
158	ILP-1003-18	P-T	C5.51	MF-2	24	0.375	105LS	ILP-1003	PT UT-45 DEG.	NDT-D-2 NDT-C-2	01-24-03	
159	ILP-1003-21	T-E	C5.51	MF-2	24	0.375	105LS	ILP-1003	PT UT-45 DEG.	NDT-D-2 NDT-C-2	01-24-03	
160	ILP-1003-23	E-P	C5.51	MF-2	24	0.375	105LS	ILP-1003	PT UT-45 DEG.	NDT-D-2 NDT-C-2	01-24-03	
161	ILP-1003-25	P-E	C5.51	MF-2	24	0.375	105LS	ILP-1003	PT UT-45 DEG.	NDT-D-2 NDT-C-2	01-24-03	
162	ILP-1003-27	E-E	C5.51	MF-2	24	0.375	105LS	ILP-1003	PT UT-45 DEG.	NDT-D-2 NDT-C-2	01-24-03	
163	ILP-1003-28	E-P	C5.51	MF-2	24	0.375	105LS	ILP-1003	PT UT-45 DEG.	NDT-D-2 NDT-C-2	01-24-03	
164	ILP-1003-32	P-F	C5.51	MF-2	24	0.375	105LS	ILP-1003	PT UT-45 DEG.	NDT-D-2 NDT-C-2	01-24-03	
165	ILP-1003-34	F-P	C5.51	MF-2	24	0.375	105LS	ILP-1003	PT UT-45 DEG.	NDT-D-2 NDT-C-2	01-24-03	

NO.	COMPONENT I.D. NO.	COMP. FIG.	ITEM NO.	WELD TYPE	NOM. PIPE SIZE	NOM. THK.	MATL. SPEC.	DWG. NO.	EXAM TYPE	PROC. NO.	CAL. STD. NO.	NOTES
166	ILP-1003-37	P-F	C5.51	MF-2	24	0.375	105LS	ILP-1003	PT UT-45 DEG.	NDT-D-2 NDT-C-2	01-24-03	
167	ILP-1003-40	F-P	C5.51	MF-2	24	0.375	105LS	ILP-1003	PT UT-45 DEG.	NDT-D-2 NDT-C-2	01-24-03	SPOOL PIECE REMOVED DURING NORMAL OPERATION
168	ILP-1003-41	P-F	C5.51	MF-2	24	0.375	105LS	ILP-1003	PT UT-45 DEG.	NDT-D-2 NDT-C-2	01-24-03	SPOOL PIECE REMOVED DURING NORMAL OPERATION
169	ILP-1003-43	F-E	C5.51	MF-2	24	0.375	105LS	ILP-1003	PT UT-45 DEG.	NDT-D-2 NDT-C-2	01-24-03	
170	ILP-1003-43A	P-E	C5.51	MF-2	24	0.375	105LS	ILP-1003	PT UT-45 DEG.	NDT-D-2 NDT-C-2	01-24-03	
171	ILP-1003-44	P-P	C5.51	MF-2	24	0.375	105LS	ILP-1003	PT UT-0 DEG. UT-45 DEG.	NDT-D-2 NDT-C-2	01-24-03	
172	ILP-1003-44A	P-P	C5.51	MF-2	24	0.375	105LS	ILP-1003	PT UT-0 DEG. UT-45 DEG.	NDT-D-2 NDT-C-2	01-24-03	
173	ILP-1003-47	E-P	C5.51	MF-2	24	0.375	105LS	ILP-1003	PT UT-45 DEG.	NDT-D-2 NDT-C-2	01-24-03	
174	ILP-1003-47B	P-P	C5.51	MF-2	24	0.375	105LS	ILP-1003	PT UT-0 DEG. UT-45 DEG.	NDT-D-2 NDT-C-2	01-24-03	
175	ILP-1003-48	P-E	C5.51	MF-2	24	0.375	105LS	ILP-1003	PT UT-45 DEG.	NDT-D-2 NDT-C-2	01-24-03	
176	ILP-1003-49	P-P	C5.51	MF-2	24	0.375	105LS	ILP-1003	PT UT-0 DEG. UT-45 DEG.	NDT-D-2 NDT-C-2	01-24-03	

NO.	COMPONENT I.D. NO.	COMP. FIG.	ITEM NO.	WELD TYPE	NOM. PIPE SIZE	NOM. THK.	MATL. SPEC.	DWG. NO.	EXAM TYPE	PROC. NO.	CAL. STD. NO.	NOTES
177	ILP-1003-51	P-E	C5.51	MF-2	24	0.375	105LS	ILP-1003	PT UT-45 DEG.	NDT-D-2 NDT-C-2	01-24-03	
178	ILP-1003-53	E-P	C5.51	MF-2	24	0.375	105LS	ILP-1003	PT UT-45 DEG.	NDT-D-2 NDT-C-2	01-24-03	
179	ILP-1003-56	P-P	C5.51	MF-2	24	0.375	105LS	ILP-1003	PT UT-0 DEG. UT-45 DEG.	NDT-D-2 NDT-C-2	01-24-03	
180	ILP-1003-58	P-E	C5.51	MF-2	24	0.375	105LS	ILP-1003	PT UT-45 DEG.	NDT-D-2 NDT-C-2	01-24-03	
181	ILP-1003-60	E-P	C5.51	MF-2	24	0.375	105LS	ILP-1003	PT UT-45 DEG.	NDT-D-2 NDT-C-2	01-24-03	
182	ILP-1003-62	P-E	C5.51	MF-2	24	0.375	105LS	ILP-1003	PT UT-45 DEG.	NDT-D-2 NDT-C-2	01-24-03	
183	ILP-1003-63	E-T	C5.51	MF-2	24	0.375	105LS	ILP-1003	PT UT-45 DEG.	NDT-D-2 NDT-C-2	01-24-03	
184	ILP-1010-01	P-E	C5.51	MF-2	14	0.375	105LS	ILP-1010	PT UT-45 DEG.	NDT-D-2 NDT-C-2	01-14-01	
185	ILP-1010-02	E-P	C5.51	MF-2	14	0.375	105LS	ILP-1010	PT UT-45 DEG.	NDT-D-2 NDT-C-2	01-14-01	
186	ILP-1010-03	P-E	C5.51	MF-2	14	0.375	105LS	ILP-1010	PT UT-45 DEG.	NDT-D-2 NDT-C-2	01-14-01	
187	ILP-1010-04	E-P	C5.51	MF-2	14	0.375	105LS	ILP-1010	PT UT-45 DEG.	NDT-D-2 NDT-C-2	01-14-01	

NO.	COMPONENT I.D. NO.	COMP. FIG.	ITEM NO.	WELD TYPE	NOM. PIPE SIZE	NOM. THK.	MATL. SPEC.	DWG. NO.	EXAM TYPE	PROC. NO.	CAL. STD. NO.	NOTES
188	ILP-1010-05	P-E	C5.51	MF-2	14	0.375	105LS	ILP-1010	PT UT-45 DEG.	NDT-D-2 NDT-C-2	01-14-01	
189	ILP-1010-06	E-P	C5.51	MF-2	14	0.375	105LS	ILP-1010	PT UT-45 DEG.	NDT-D-2 NDT-C-2	01-14-01	
190	ILP-1010-10	P-E	C5.51	MF-2	14	0.375	105LS	ILP-1010	PT UT-45 DEG.	NDT-D-2 NDT-C-2	01-14-01	
191	ILP-1010-11	E-E	C5.51	MF-2	14	0.375	105LS	ILP-1010	PT UT-45 DEG.	NDT-D-2 NDT-C-2	01-14-01	
192	ILP-1010-12	E-P	C5.51	MF-2	14	0.375	105LS	ILP-1010	PT UT-45 DEG.	NDT-D-2 NDT-C-2	01-14-01	
193	ILP-1010-13	P-E	C5.51	MF-2	14	0.375	105LS	ILP-1010	PT UT-45 DEG.	NDT-D-2 NDT-C-2	01-14-01	
194	ILP-1010-14	E-P	C5.51	MF-2	14	0.375	105LS	ILP-1010	PT UT-45 DEG.	NDT-D-2 NDT-C-2	01-14-01	
195	ILP-1010-15	P-E	C5.51	MF-2	14	0.375	105LS	ILP-1010	PT UT-45 DEG.	NDT-D-2 NDT-C-2	01-14-01	
196	ILP-1011-01	E-P	C5.51	MF-2	14	0.375	105LS	ILP-1011	PT UT-45 DEG.	NDT-D-2 NDT-C-2	01-14-01	
197	ILP-1011-02	P-E	C5.51	MF-2	14	0.375	105LS	ILP-1011	PT UT-45 DEG.	NDT-D-2 NDT-C-2	01-14-01	
198	ILP-1011-03	E-P	C5.51	MF-2	14	0.375	105LS	ILP-1011	PT UT-45 DEG.	NDT-D-2 NDT-C-2	01-14-01	

NO.	COMPONENT I.D. NO.	COMP. FIG.	ITEM NO.	WELD TYPE	NOM. PIPE SIZE	NOM. THK.	MATL. SPEC.	DWG. NO.	EXAM TYPE	PROC. NO.	CAL. STD. NO.	NOTES
199	ILP-1011-04	P-E	C5.51	MF-2	14	0.375	105LS	ILP-1011	PT UT-45 DEG.	NDT-D-2 NDT-C-2	01-14-01	
200	ILP-1011-05	E-P	C5.51	MF-2	14	0.375	105LS	ILP-1011	PT UT-45 DEG.	NDT-D-2 NDT-C-2	01-14-01	
201	ILP-1011-06	P-E	C5.51	MF-2	14	0.375	105LS	ILP-1011	PT UT-45 DEG.	NDT-D-2 NDT-C-2	01-14-01	
202	ILP-1011-07	E-P	C5.51	MF-2	14	0.375	105LS	ILP-1011	PT UT-45 DEG.	NDT-D-2 NDT-C-2	01-14-01	
203	ILP-1011-08	P-E	C5.51	MF-2	14	0.375	105LS	ILP-1011	PT UT-45 DEG.	NDT-D-2 NDT-C-2	01-14-01	
204	ILP-1011-09	E-P	C5.51	MF-2	14	0.375	105LS	ILP-1011	PT UT-45 DEG.	NDT-D-2 NDT-C-2	01-14-01	
205	ILP-1011-10	P-P	C5.51	MF-2	14	0.375	105LS	ILP-1011	PT UT-0 DEG. UT-45 DEG.	NDT-D-2 NDT-C-2	01-14-01	
206	ILP-1011-11	P-E	C5.51	MF-2	14	0.375	105LS	ILP-1011	PT UT-45 DEG.	NDT-D-2 NDT-C-2	01-14-01	
207	ILP-1011-12	E-P	C5.51	MF-2	14	0.375	105LS	ILP-1011	PT UT-45 DEG.	NDT-D-2 NDT-C-2	01-14-01	
208	ILP-1011-13	P-E	C5.51	MF-2	14	0.375	105LS	ILP-1011	PT UT-45 DEG.	NDT-D-2 NDT-C-2	01-14-01	
209	ILP-1012-01	E-P	C5.51	MF-2	14	0.375	105LS	ILP-1012	PT UT-45 DEG.	NDT-D-2 NDT-C-2	01-14-01	

NO.	COMPONENT I.D. NO.	COMP. FIG.	ITEM NO.	WELD TYPE	NOM. PIPE SIZE	NOM. THK.	MATL. SPEC.	DWG. NO.	EXAM TYPE	PROC. NO.	CAL. STD. NO.	NOTES
210	ILP-1012-02	P-E	C5.51	MF-2	14	0.375	105LS	ILP-1012	PT UT-45 DEG.	NDT-D-2 NDT-C-2	01-14-01	
211	ILP-1012-03	E-P	C5.51	MF-2	14	0.375	105LS	ILP-1012	PT UT-45 DEG.	NDT-D-2 NDT-C-2	01-14-01	
212	ILP-1012-04	P-E	C5.51	MF-2	14	0.375	105LS	ILP-1012	PT UT-45 DEG.	NDT-D-2 NDT-C-2	01-14-01	
213	ILP-1012-05	E-P	C5.51	MF-2	14	0.375	105LS	ILP-1012	PT UT-45 DEG.	NDT-D-2 NDT-C-2	01-14-01	
214	ILP-1012-06	P-E	C5.51	MF-2	14	0.375	105LS	ILP-1012	PT UT-45 DEG.	NDT-D-2 NDT-C-2	01-14-01	
215	ILP-1012-07	E-E	C5.51	MF-2	14	0.375	105LS	ILP-1012	PT UT-45 DEG.	NDT-D-2 NDT-C-2	01-14-01	
216	ILP-1012-08	E-P	C5.51	MF-2	14	0.375	105LS	ILP-1012	PT UT-45 DEG.	NDT-D-2 NDT-C-2	01-14-01	
217	ILP-1012-13	P-E	C5.51	MF-2	14	0.375	105LS	ILP-1012	PT UT-45 DEG.	NDT-D-2 NDT-C-2	01-14-01	
218	ILP-1012-14	E-P	C5.51	MF-2	14	0.375	105LS	ILP-1012	PT UT-45 DEG.	NDT-D-2 NDT-C-2	01-14-01	
219	ILP-1013-01	E-P	C5.51	MF-2	16	0.500	307LS	ILP-1013	PT UT-45 DEG.	NDT-D-2 NDT-C-2	01-16-01	
220	ILP-1013-02	P-E	C5.51	MF-2	16	0.500	307LS	ILP-1013	PT UT-45 DEG.	NDT-D-2 NDT-C-2	01-16-01	

NO.	COMPONENT I.D. NO.	COMP. FIG.	ITEM NO.	WELD TYPE	NOM. PIPE SIZE	NOM. THK.	MATL. SPEC.	ENG. NO.	EXAM TYPE	PROC. NO.	CAL. STD. NO.	NOTES
221	ILP-1013-05	E-P	C5.51	MF-2	16	0.500	307LS	ILP-1013	PT UT-45 DEG.	NDT-D-2 NDT-C-2	01-16-01	
222	ILP-1013-07	P-E	C5.51	MF-2	16	0.500	307LS	ILP-1013	PT UT-45 DEG.	NDT-D-2 NDT-C-2	01-16-01	
223	ILP-1013-11	E-P	C5.51	MF-2	16	0.500	307LS	ILP-1013	PT UT-45 DEG.	NDT-D-2 NDT-C-2	01-16-01	
224	ILP-1013-14	P-F	C5.51	MF-2	16	0.500	307LS	ILP-1013	PT UT-45 DEG.	NDT-D-2 NDT-C-2	01-16-01	
225	ILP-1013-16	F-P	C5.51	MF-2	16	0.500	307LS	ILP-1013	PT UT-45 DEG.	NDT-D-2 NDT-C-2	01-16-01	
226	ILP-1013-18	E-T	C5.51	MF-2	16	0.500	307LS	ILP-1013	PT UT-45 DEG.	NDT-D-2 NDT-C-2	01-16-01	
227	ILP-1013-19	T-P	C5.51	MF-2	16	0.500	307LS	ILP-1013	PT UT-45 DEG.	NDT-D-2 NDT-C-2	01-16-01	
228	ILP-1013-22	P-F	C5.51	MF-2	16	0.500	307LS	ILP-1013	PT UT-45 DEG.	NDT-D-2 NDT-C-2	01-16-01	
229	ILP-1013-23	T-E	C5.51	MF-2	14	0.438	307LS	ILP-1013	PT UT-45 DEG.	NDT-D-2 NDT-C-2	01-14-03	
230	ILP-1013-25	E-P	C5.51	MF-2	14	0.438	307LS	ILP-1013	PT UT-45 DEG.	NDT-D-2 NDT-C-2	01-14-03	
231	ILP-1013-27	P-E	C5.51	MF-2	14	0.438	307LS	ILP-1013	PT UT-45 DEG.	NDT-D-2 NDT-C-2	01-14-03	

NO.	COMPONENT I.D. NO.	COMP. FIG.	ITEM NO.	WELD TYPE	NOM. PIPE SIZE	NOM. THK.	MATL. SPEC.	DWG. NO.	EXAM TYPE	PROC. NO.	CAL. STD. NO.	NOTES
232	ILP-1013-28	E-P	C5.51	MF-2	14	0.438	307LS	ILP-1013	PT UT-45 DEG.	NDT-D-? NDT-C-2	01-14-03	
233	ILP-1013-30	P-V	C5.51	MF-2	14	0.438	307LS	ILP-1013	PT UT-45 DEG.	NDT-D-2 NDT-C-2	01-14-03	
234	ILP-1013-31	V-E	C5.51	MF-2	14	0.375	105LS	ILP-1013	PT UT-45 DEG.	NDT-D-2 NDT-C-2	01-14-01	
235	ILP-1013-34	E-P	C5.51	MF-2	14	0.375	105LS	ILP-1013	PT UT-45 DEG.	NDT-D-2 NDT-C-2	01-14-01	
236	ILP-1013-38	P-P	C5.51	MF-2	14	0.375	105LS	ILP-1013	PT UT-0 DEG. UT-45 DEG.	NDT-D-2 NDT-C-2	01-14-01	
237	ILP-1014-02	F-E	C5.51	MF-2	14	0.375	307LS	ILP-1014	PT UT-45 DEG.	NDT-D-2 NDT-C-2	01-14-03	
238	ILP-1014-03	E-P	C5.51	MF-2	16	0.500	307LS	ILP-1014	PT UT-45 DEG.	NDT-D-2 NDT-C-2	01-16-01	
239	ILP-1014-14	P-F	C5.51	MF-2	16	0.500	307LS	ILP-1014	PT UT-45 DEG.	NDT-D-2 NDT-C-2	01-16-01	
240	ILP-1014-17	F-E	C5.51	MF-2	16	0.500	307LS	ILP-1014	PT UT-45 DEG.	NDT-D-2 NDT-C-2	01-16-01	
241	ILP-1014-19	E-P	C5.51	MF-2	16	0.500	307LS	ILP-1014	PT UT-45 DEG.	NDT-D-2 NDT-C-2	01-16-01	
242	ILP-1014-23	P-E	C5.51	MF-2	16	0.500	307LS	ILP-1014	PT UT-45 DEG.	NDT-D-2 NDT-C-2	01-16-01	

NO.	COMPONENT I.D. NO.	COMP. FIG.	ITEM NO.	WELD TYPE	NOM. PIPE SIZE	NOM. THK.	MATL. SPEC.	DWG. NO.	EXAM TYPE	PROC. NO.	CAL. STD. NO.	NOTES
243	ILP-1014-25	E-P	C5.51	MF-2	16	0.500	307LS	ILP-1014	PT UT-45 DEG.	NDT-D-2 NDT-C-2	01-16-01	
244	ILP-1014-29	P-E	C5.51	MF-2	16	0.500	307LS	ILP-1014	PT UT-45 DEG.	NDT-D-2 NDT-C-2	01-16-01	
245	IMS-0025A-01	P-C	C5.51	MF-2	12	0.688	SA-335	GEL-1099	PT UT-45 DEG.	NDT-D-2 NDT-C-2	01-12-08	
246	IMS-0025A-02	C-P	C5.51	MF-2	12	0.688	SA-335	GEL-1099	PT UT-45 DEG.	NDT-D-2 NDT-C-2	01-12-08	
247	IMS-0028A-01	P-C	C5.51	MF-2	12	0.688	SA-335	GEL-1099	PT UT-45 DEG.	NDT-D-2 NDT-C-2	01-12-08	
248	IMS-0028A-02	C-P	C5.51	MF-2	12	0.688	SA-335	GEL-1099	PT UT-45 DEG.	NDT-D-2 NDT-C-2	01-12-08	
249	IMS-1036-01	V-P	C5.51	MF-2	26	0.968 MW	900LS	IMS-1036	PT UT-45 DEG.	NDT-D-2 NDT-C-2	01-26-02	
250	IMS-1036-01LD	LS	C5.52	MF-2	26	0.968 MW	900LS	IMS-1036	PT UT-45 DEG.	NDT-D-2 NDT-C-2	01-26-02	SEE RELIEF REQUEST CR 15
251	IMS-1036-06	P-E	C5.51	MF-2	26	0.968 MW	900LS	IMS-1036	PT UT-45 DEG.	NDT-D-2 NDT-C-2	01-26-02	
252	IMS-1036-07	E-P	C5.51	MF-2	26	0.968 MW	900LS	IMS-1036	PT UT-45 DEG.	NDT-D-2 NDT-C-2	01-26-02	
253	IMS-1036-07LD	LS	C5.52	MF-2	26	0.968 MW	900LS	IMS-1036	PT UT-45 DEG.	NDT-D-2 NDT-C-2	01-26-02	SEE RELIEF REQUEST CR 15

NO.	COMPONENT I.D. NO	COMP. FIG.	ITEM NO.	WELD TYPE	NOM. PIPE SIZE	NOM. THK.	MATL. SPEC.	DWG. NO.	EXAM TYPE	PROC. NO.	CAL. STD. NO.	NOTES
254	IMS-1036-10	P-P	C5.51	MF-2	26	0.968 NW	900LS	IMS-1036	PT UT-0 DEG. UT-45 DEG.	NDT-D-2 NDT-C-2	01-26-02	
255	IMS-1036-10LD	LS	C5.52	MF-2	26	0.968 NW	900LS	IMS-1036	PT UT-0 DEG. UT-45 DEG.	NDT-D-2 NDT-C-2	01-26-02	SEE RELIEF REQUEST CR 15
256	IMS-1036-10LU	LS	C5.52	MF-2	26	0.968 NW	900LS	IMS-1036	PT UT-0 DEG. UT-45 DEG.	NDT-D-2 NDT-C-2	01-26-02	SEE RELIEF REQUEST CR 15
257	IMS-1036-11	P-P	C5.51	MF-2	26	0.968 NW	900LS	IMS-1036	PT UT-0 DEG. UT-45 DEG.	NDT-D-2 NDT-C-2	01-26-02	
258	IMS-1036-11LD	LS	C5.52	MF-2	26	0.968 NW	900LS	IMS-1036	PT UT-0 DEG. UT-45 DEG.	NDT-D-2 NDT-C-2	01-26-02	SEE RELIEF REQUEST CR 15
259	IMS-1036-11LU	LS	C5.52	MF-2	26	0.968 NW	900LS	IMS-1036	PT UT-0 DEG. UT-45 DEG.	NDT-D-2 NDT-C-2	01-26-02	SEE RELIEF REQUEST CR 15
260	IMS-1036-12	P-E	C5.51	MF-2	26	0.968 NW	900LS	IMS-1036	PT UT-45 DEG.	NDT-D-2 NDT-C-2	01-26-02	
261	IMS-1036-12LU	LS	C5.52	MF-2	26	0.968 NW	900LS	IMS-1036	PT UT-45 DEG.	NDT-D-2 NDT-C-2	01-26-02	SEE RELIEF REQUEST CR 15
262	IMS-1036-15	E-P	C5.51	MF-2	26	0.968 NW	900LS	IMS-1036	PT UT-45 DEG.	NDT-D-2 NDT-C-2	01-26-02	
263	IMS-1036-15LD	LS	C5.52	MF-2	26	0.968 NW	900LS	IMS-1036	PT UT-45 DEG.	NDT-D-2 NDT-C-2	01-26-02	SEE RELIEF REQUEST CR 15
264	IMS-1036-17	P-E	C5.51	MF-2	26	0.968 NW	900LS	IMS-1036	PT UT-45 DEG.	NDT-D-2 NDT-C-2	01-26-02	

NO.	COMPONENT I.D. NO.	COMP. FIG.	ITEM NO.	WELD TYPE	NOM. PIPE SIZE	NOM. THK.	MATL. SPEC.	DWG. NO.	EXAM TYPE	PROC. NO.	CAL. STD. NO.	NOTES
265	IMS-1036-17LU	LS	C5.52	MF-2	26	0.968 MW	900LS	IMS-1036	PT UT-45 DEG.	NDT-D-2 NDT-C-2	01-26-02	SEE RELIEF REQUEST CR 15
266	IMS-1036-18	E-P	C5.51	MF-2	26	0.968 MW	900LS	IMS-1036	PT UT-45 DEG.	NDT-D-2 NDT-C-2	01-26-02	
267	IMS-1036-18LD	LS	C5.52	MF-2	26	0.968 MW	900LS	IMS-1036	PT UT-45 DEG.	NDT-D-2 NDT-C-2	01-26-02	SEE RELIEF REQUEST CR 15
268	IMS-1036-20	P-P	C5.51	MF-2	26	0.968 MW	900LS	IMS-1036	PT UT-0 DEG. UT-45 DEG.	NDT-D-2 NDT-C-2	01-26-02	
269	IMS-1036-20LD	LS	C5.52	MF-2	26	0.968 MW	900LS	IMS-1036	PT UT-0 DEG. UT-45 DEG.	NDT-D-2 NDT-C-2	01-26-02	SEE RELIEF REQUEST CR 15
270	IMS-1036-20LU	LS	C5.52	MF-2	26	0.968 MW	900LS	IMS-1036	PT UT-0 DEG. UT-45 DEG.	NDT-D-2 NDT-C-2	01-26-02	SEE RELIEF REQUEST CR 15
271	IMS-1036-21	P-P	C5.51	MF-2	26	0.968 MW	900LS	IMS-1036	PT UT-0 DEG. UT-45 DEG.	NDT-D-2 NDT-C-2	01-26-02	
272	IMS-1036-21LD	LS	C5.52	MF-2	26	0.968 MW	900LS	IMS-1036	PT UT-0 DEG. UT-45 DEG.	NDT-D-2 NDT-C-2	01-26-02	SEE RELIEF REQUEST CR 15
273	IMS-1036-21LU	LS	C5.52	MF-2	26	0.968 MW	900LS	IMS-1036	PT UT-0 DEG. UT-45 DEG.	NDT-D-2 NDT-C-2	01-26-02	SEE RELIEF REQUEST CR 15
274	IMS-1036-6LU	LS	C5.52	MF-2	26	0.968 MW	900LS	IMS-1036	PT UT-45 DEG.	NDT-D-2 NDT-C-2	01-26-02	SEE RELIEF REQUEST CR 15
275	IMS-1037-01	P-FH	C5.51	FH-1	26	0.968 MW	900LS	IMS-1037	PT UT-45 DEG.	NDT-D-2 NDT-C-2	01-26-02	

NO.	COMPONENT I.D. NO.	COMP. FIG.	ITEM NO.	WELD TYPE	NOM. PIPE SIZE	NOM. THK.	MATL. SPEC.	DWG. NO.	EXAM TYPE	PROC. NO.	CAL. STD. NO.	NOTES
276	IMS-1037-01LU	LS	C5.52	MF-2	26	0.968 MW	900LS	IMS-1037	PT UT-0 DEG. UT-45 DEG.	NDT-D-2 NDT-C-2	01-26-02	SEE RELIEF REQUEST CR 15
277	IMS-1037-02	P-FH	C5.51	FH-1	26	0.968 MW	900LS	IMS-1037	PT UT-45 DEG.	NDT-D-2 NDT-C-2	01-26-02	SEE RELIEF REQUEST CR 01
278	IMS-1037-02LD	LS	C5.52	MF-2	26	0.968 MW	900LS	IMS-1037	PT UT-0 DEG. UT-45 DEG.	NDT-D-2 NDT-C-2	01-26-02	SEE RELIEF REQUESTS CR-01 & CR-15
279	IMS-1037-05	P-P	C5.51	MF-2	26	0.968 MW	900LS	IMS-1037	PT UT-0 DEG. UT-45 DEG.	NDT-D-2 NDT-C-2	01-26-02	
280	IMS-1037-05LD	LS	C5.52	MF-2	26	0.968 MW	900LS	IMS-1037	PT UT-0 DEG. UT-45 DEG.	NDT-D-2 NDT-C-2	01-26-02	SEE RELIEF REQUEST CR 15
281	IMS-1037-05LU	LS	C5.52	MF-2	26	0.968 MW	900LS	IMS-1037	PT UT-0 DEG. UT-45 DEG.	NDT-D-2 NDT-C-2	01-26-02	SEE RELIEF REQUEST CR 15
282	IMS-1037-08	P-P	C5.51	MF-2	26	0.968 MW	900LS	IMS-1037	PT UT-0 DEG. UT-45 DEG.	NDT-D-2 NDT-C-2	01-26-02	
283	IMS-1037-08LD	LS	C5.52	MF-2	26	0.968 MW	900LS	IMS-1037	PT UT-0 DEG. UT-45 DEG.	NDT-D-2 NDT-C-2	01-26-02	SEE RELIEF REQUEST CR 15
284	IMS-1037-08LU	LS	C5.52	MF-2	26	0.968 MW	900LS	IMS-1037	PT UT-0 DEG. UT-45 DEG.	NDT-D-2 NDT-C-2	01-26-02	SEE RELIEF REQUEST CR 15
285	IMS-1037-10	P-E	C5.51	MF-2	26	0.968 MW	900LS	IMS-1037	PT UT-45 DEG.	NDT-D-2 NDT-C-2	01-26-02	
286	IMS-1037-10LU	LS	C5.52	MF-2	26	0.968 MW	900LS	IMS-1037	PT UT-45 DEG.	NDT-D-2 NDT-C-2	01-26-02	SEE RELIEF REQUEST CR 15

NO.	COMPONENT I.D. NO.	COMP. FIG.	ITEM NO.	WELD TYPE	NOM. PIPE SIZE	NOM. THK.	MATL. SPEC.	DWG. NO.	EXAM TYPE	PROC. NO.	CAL. STD. NO.	NOTES
287	IMS-1037-12	E-E	C5.51	MF-2	26	0.968 MW	900LS	IMS-1037	PT UT-45 DEG.	NDT-D-2 NDT-C-2	01-26-02	
288	IMS-1037-15	E-P	C5.51	MF-2	26	0.968 MW	900LS	IMS-1037	PT UT-45 DEG.	NDT-D-2 NDT-C-2	01-26-02	
289	IMS-1037-15LD	LS	C5.52	MF-2	26	0.968 MW	900LS	IMS-1037	PT UT-45 DEG.	NDT-D-2 NDT-C-2	01-26-02	SEE RELIEF REQUEST CR 15
290	IMS-1037-16	P-P	C5.51	MF-2	26	0.968 MW	900LS	IMS-1037	PT UT-0 DEG. UT-45 DEG.	NDT-D-2 NDT-C-2	01-26-02	
291	IMS-1037-16LD	LS	C5.52	MF-2	26	0.968 MW	900LS	IMS-1037	PT UT-0 DEG. UT-45 DEG.	NDT-D-2 NDT-C-2	01-26-02	SEE RELIEF REQUEST CR 15
292	IMS-1037-16LU	LS	C5.52	MF-2	26	0.968 MW	900LS	IMS-1037	PT UT-0 DEG. UT-45 DEG.	NDT-D-2 NDT-C-2	01-26-02	SEE RELIEF REQUEST CR 15
293	IMS-1037-17	P-P	C5.51	MF-2	26	0.968 MW	900LS	IMS-1037	PT UT-0 DEG. UT-45 DEG.	NDT-D-2 NDT-C-2	01-26-02	
294	IMS-1037-17LD	LS	C5.52	MF-2	26	0.968 MW	900LS	IMS-1037	PT UT-0 DEG. UT-45 DEG.	NDT-D-2 NDT-C-2	01-26-02	SEE RELIEF REQUEST CR 15
295	IMS-1037-17LU	LS	C5.52	MF-2	26	0.968 MW	900LS	IMS-1037	PT UT-0 DEG. UT-45 DEG.	NDT-D-2 NDT-C-2	01-26-02	SEE RELIEF REQUEST CR 15
296	IMS-1037-25	P-P	C5.51	MF-2	26	0.968 MW	900LS	IMS-1037	PT UT-0 DEG. UT-45 DEG.	NDT-D-2 NDT-C-2	01-26-02	
297	IMS-1037-25LU	LS	C5.52	MF-2	26	0.968 MW	900LS	IMS-1037	PT UT-0 DEG. UT-45 DEG.	NDT-D-2 NDT-C-2	01-26-02	SEE RELIEF REQUEST CR 15

NO.	COMPONENT I.D. NO.	COMP. FIG.	ITEM NO.	WELD TYPE	NOM. PIPE SIZE	NOM. THK.	MATL. SPEC.	DWG. NO.	EXAM TYPE	PROC. NO.	CAL. STD. NO.	NOTES
298	IMS-1038-01	V-P	C5.51	MF-2	26	0.968 MW	900LS	IMS-1038	PT UT-45 DEG.	NDT-D-2 NDT-C-2	01-26-02	
299	IMS-1038-01LD	LS	C5.52	MF-2	26	0.968 MW	900LS	IMS-1038	PT UT-45 DEG.	NDT-D-2 NDT-C-2	01-26-02	SEE RELIEF REQUEST CR 15
300	IMS-1038-07	P-E	C5.51	MF-2	26	0.968 MW	900LS	IMS-1038	PT UT-45 DEG.	NDT-D-2 NDT-C-2	01-26-02	
301	IMS-1038-07LU	LS	C5.52	MF-2	26	0.968 MW	900LS	IMS-1038	PT UT-45 DEG.	NDT-D-2 NDT-C-2	01-26-02	SEE RELIEF REQUEST CR 15
302	IMS-1038-08	E-P	C5.51	MF-2	26	0.968 MW	900LS	IMS-1038	PT UT-45 DEG.	NDT-D-2 NDT-C-2	01-26-02	
303	IMS-1038-08LD	LS	C5.52	MF-2	26	0.968 MW	900LS	IMS-1038	PT UT-45 DEG.	NDT-D-2 NDT-C-2	01-26-02	SEE RELIEF REQUEST CR 15
304	IMS-1038-13	P-P	C5.51	MF-2	26	0.968 MW	900LS	IMS-1038	PT UT-0 DEG. UT-45 DEG.	NDT-D-2 NDT-C-2	01-26-02	
305	IMS-1038-13LD	LS	C5.52	MF-2	26	0.968 MW	900LS	IMS-1038	PT UT-0 DEG. UT-45 DEG.	NDT-D-2 NDT-C-2	01-26-02	SEE RELIEF REQUEST CR 15
306	IMS-1038-13LU	LS	C5.52	MF-2	26	0.968 MW	900LS	IMS-1038	PT UT-0 DEG. UT-45 DEG.	NDT-D-2 NDT-C-2	01-26-02	SEE RELIEF REQUEST CR 15
307	IMS-1038-18	P-P	C5.51	MF-2	26	0.968 MW	900LS	IMS-1038	PT UT-0 DEG. UT-45 DEG.	NDT-D-2 NDT-C-2	01-26-02	
308	IMS-1038-18LD	LS	C5.52	MF-2	26	0.968 MW	900LS	IMS-1038	PT UT-0 DEG. UT-45 DEG.	NDT-D-2 NDT-C-2	01-26-02	SEE RELIEF REQUEST CR 15

NO.	COMPONENT I.D. NO.	COMP. FIG.	ITEM NO.	WELD TYPE	NOM. PIPE SIZE	NOM. THK.	MATL. SPEC.	DWG. NO.	EXAM TYPE	PROC. NO.	CAL. STD. NO.	NOTES
309	IMS-1038-18LU	LS	C5.52	MF-2	26	0.968 MW	900LS	IMS-1038	PT UT-0 DEG. UT-45 DEG.	NDT-D-2 NDT-C-2	01-26-02	SEE RELIEF REQUEST CR 15
310	IMS-1038-19	P-E	C5.51	MF-2	26	0.968 MW	900LS	IMS-1038	PT UT-45 DEG.	NDT-D-2 NDT-C-2	01-26-02	
311	IMS-1038-19LU	LS	C5.52	MF-2	26	0.968 MW	900LS	IMS-1038	PT UT-45 DEG.	NDT-D-2 NDT-C-2	01-26-02	SEE RELIEF REQUEST CR 15
312	IMS-1038-22	E-P	C5.51	MF-2	26	0.968 MW	900LS	IMS-1038	PT UT-45 DEG.	NDT-D-2 NDT-C-2	01-26-02	
313	IMS-1038-22LD	LS	C5.52	MF-2	26	0.968 MW	900LS	IMS-1038	PT UT-45 DEG.	NDT-D-2 NDT-C-2	01-26-02	SEE RELIEF REQUEST CR 15
314	IMS-1038-24	P-E	C5.51	MF-2	26	0.968 MW	900LS	IMS-1038	PT UT-45 DEG.	NDT-D-2 NDT-C-2	01-26-02	
315	IMS-1038-24LU	LS	C5.52	MF-2	26	0.968 MW	900LS	IMS-1038	PT UT-45 DEG.	NDT-D-2 NDT-C-2	01-26-02	SEE RELIEF REQUEST CR 15
316	IMS-1038-25	E-P	C5.51	MF-2	26	0.968 MW	900LS	IMS-1038	PT UT-45 DEG.	NDT-D-2 NDT-C-2	01-26-02	
317	IMS-1038-25LD	LS	C5.52	MF-2	26	0.968 MW	900LS	IMS-1038	PT UT-45 DEG.	NDT-D-2 NDT-C-2	01-26-02	SEE RELIEF REQUEST CR 15
318	IMS-1038-27	P-P	C5.51	MF-2	26	0.968 MW	900L[illegible]	IMS-1038	PT UT-0 DEG. UT-45 DEG.	NDT-D-2 NDT-C-2	01-26-02	
319	IMS-1038-27LD	LS	C5.52	MF-2	26	0.968 MW	900LS	IMS-1038	PT UT-0 DEG. UT-45 DEG.	NDT-D-2 NDT-C-2	01-26-02	SEE RELIEF REQUEST CR 15

NO.	COMPONENT I.D. NO.	COMP. FIG.	ITEM NO.	WELD TYPE	NOM. PIPE SIZE	NOM. THK.	MATL. SPEC.	DWG. NO.	EXAM TYPE	PROC. NO.	CAL. STD. NO.	NOTES
320	IMS-1038-27LU	LS	C5.52	MF-2	26	0.968 MW	900LS	IMS-1038	PT UT-0 DEG. UT-45 DEG.	NDT-D-2 NDT-C-2	01-26-02	SEE RELIEF REQUEST CR 15
321	IMS-1038-28	P-P	C5.51	MF-2	26	0.968 MW	900LS	IMS-1038	PT UT-0 DEG. UT-45 DEG.	NDT-D-2 NDT-C-2	01-26-02	
322	IMS-1038-28LD	LS	C5.52	MF-2	26	0.968 MW	900LS	IMS-1038	PT UT-0 DEG. UT-45 DEG.	NDT-D-2 NDT-C-2	01-26-02	SEE RELIEF REQUEST CR 15
323	IMS-1038-28LU	LS	C5.52	MF-2	26	0.968 MW	900LS	IMS-1038	PT UT-0 DEG. UT-45 DEG.	NDT-D-2 NDT-C-2	01-26-02	SEE RELIEF REQUEST CR 15
324	IMS-1039-01	P-FH	C5.51	FH-1	26	0.968 MW	900LS	IMS-1039	PT UT-45 DEG.	NDT-D-2 NDT-C-2	01-26-02	
325	IMS-1039-01LU	LS	C5.52	MF-2	26	0.968 MW	900LS	IMS-1039	PT UT-0 DEG. UT-45 DEG.	NDT-D-2 NDT-C-2	01-26-02	SEE RELIEF REQUEST CR 15
326	IMS-1039-03	P-FH	C5.51	FH-1	26	0.968 MW	900LS	IMS-1039	PT UT-45 DEG.	NDT-D-2 NDT-C-2	01-26-02	SEE RELIEF REQUEST CR 01
327	IMS-1039-03LD	LS	C5.52	MF-2	26	0.968 MW	900LS	IMS-1039	PT UT-0 DEG. UT-45 DEG.	NDT-D-2 NDT-C-2	01-26-02	SEE RELIEF REQUEST CR 01 & CR-15
328	IMS-1039-06	P-P	C5.51	MF-2	26	0.968 MW	900LS	IMS-1039	PT UT-0 DEG. UT-45 DEG.	NDT-D-2 NDT-C-2	01-26-02	
329	IMS-1039-06LD	LS	C5.52	MF-2	26	0.968 MW	900LS	IMS-1039	PT UT-0 DEG. UT-45 DEG.	NDT-D-2 NDT-C-2	01-26-02	SEE RELIEF REQUEST CR 15
330	IMS-1039-06LU	LS	C5.52	MF-2	26	0.968 MW	900LS	IMS-1039	PT UT-0 DEG. UT-45 DEG.	NDT-D-2 NDT-C-2	01-26-02	SEE RELIEF REQUEST CR 15

NO.	COMPONENT I.D. NO.	COMP. FIG.	ITEM NO.	WELD TYPE	NOM. PIPE SIZE	NOM. THK.	MATL. SPEC.	DWG. NO.	EXAM TYPE	PROC. NO.	CAL. STD. NO.	NOTES
331	IMS-1039-10	P-P	C5.51	MF-2	26	0.968 MW	900LS	IMS-1039	PT UT-0 DEG. UT-45 DEG.	NDT-D-2 NDT-C-2	01-26-02	
332	IMS-1039-10LD	LS	C5.52	MF-2	26	0.968 MW	900LS	IMS-1039	PT UT-0 DEG. UT-45 DEG.	NDT-D-2 NDT-C-2	01-26-02	SEE RELIEF REQUEST CR 15
333	IMS-1039-10LU	LS	C5.52	MF-2	26	0.968 MW	900LS	IMS-1039	PT UT-0 DEG. UT-45 DEG.	NDT-D-2 NDT-C-2	01-26-02	SEE RELIEF REQUEST CR 15
334	IMS-1039-14	P-E	C5.51	MF-2	26	0.968 MW	900LS	IMS-1039	PT UT-45 DEG.	NDT-D-2 NDT-C-2	01-26-02	
335	IMS-1039-14LU	LS	C5.52	MF-2	26	0.968 MW	900LS	IMS-1039	PT UT-45 DEG.	NDT-D-2 NDT-C-2	01-26-02	SEE RELIEF REQUEST CR 15
336	IMS-1039-17	E-P	C5.51	MF-2	26	0.968 MW	900LS	IMS-1039	PT UT-45 DEG.	NDT-D-2 NDT-C-2	01-26-02	
337	IMS-1039-17LD	LS	C5.52	MF-2	26	0.968 MW	900LS	IMS-1039	PT UT-45 DEG.	NDT-D-2 NDT-C-2	01-26-02	SEE RELIEF REQUEST CR 15
338	IMS-1039-18	P-P	C5.51	MF-2	26	0.968 MW	900LS	IMS-1039	PT UT-0 DEG. UT-45 DEG.	NDT-D-2 NDT-C-2	01-26-02	
339	IMS-1039-18LD	LS	C5.52	MF-2	26	0.968 MW	900LS	IMS-1039	PT UT-0 DEG. UT-45 DEG.	NDT-D-2 NDT-C-2	01-26-02	SEE RELIEF REQUEST CR 15
340	IMS-1039-18LU	LS	C5.52	MF-2	26	0.968 MW	900LS	IMS-1039	PT UT-0 DEG. UT-45 DEG.	NDT-D-2 NDT-C-2	01-26-02	SEE RELIEF REQUEST CR 15
341	IMS-1039-21	P-P	C5.51	MF-2	26	0.968 MW	900LS	IMS-1039	PT UT-0 DEG. UT-45 DEG.	NDT-D-2 NDT-C-2	01-26-02	

NO.	COMPONENT I.D. NO.	COMP. FIG.	ITEM NO.	WELD TYPE	NOM. PIPE SIZE	NOM. THK.	MATL. SPEC.	DWG. NO.	EXAM TYPE	PROC. NO.	CAL. STD. NO.	NOTES
342	IMS-1039-21LD	LS	C5.52	MF-2	26	0.968 MW	900LS	IMS-1039	PT UT-0 DEG. UT-45 DEG.	NDT-D-2 NDT-C-2	01-26-02	SEE RELIEF REQUEST CR 15
343	IMS-1039-21LU	LS	C5.52	MF-2	26	0.968 MW	900LS	IMS-1039	PT UT-0 DEG. UT-45 DEG.	NDT-D-2 NDT-C-2	01-26-02	SEE RELIEF REQUEST CR 15
344	IMS-1039-29	P-P	C5.51	MF-2	26	0.968 MW	900LS	IMS-1039	PT UT-0 DEG. UT-45 DEG.	NDT-D-2 NDT-C-2	01-26-02	
345	IMS-1039-29LU	LS	C5.52	MF-2	26	0.968 MW	900LS	IMS-1039	PT UT-0 DEG. UT-45 DEG.	NDT-D-2 NDT-C-2	01-26-02	SEE RELIEF REQUEST CR 15
346	IMS-1040-01	V-P	C5.51	MF-2	26	0.968 MW	900LS	IMS-1040	PT UT-45 DEG.	NDT-D-2 NDT-C-2	01-26-02	
347	IMS-1040-01LD	LS	C5.52	MF-2	26	0.968 MW	900LS	IMS-1040	PT UT-45 DEG.	NDT-D-2 NDT-C-2	01-26-02	SEE RELIEF REQUEST CR 15
348	IMS-1040-07	P-E	C5.51	MF-2	26	0.968 MW	900LS	IMS-1040	PT UT-45 DEG.	NDT-D-2 NDT-C-2	01-26-02	
349	IMS-1040-07LU	LS	C5.52	MF-2	26	0.968 MW	900LS	IMS-1040	PT UT-45 DEG.	NDT-D-2 NDT-C-2	01-26-02	SEE RELIEF REQUEST CR 15
350	IMS-1040-08	E-P	C5.51	MF-2	26	0.968 MW	900LS	IMS-1040	PT UT-45 DEG.	NDT-D-2 NDT-C-2	01-26-02	
351	IMS-1040-08LD	LS	C5.52	MF-2	26	0.968 MW	900LS	IMS-1040	PT UT-45 DEG.	NDT-D-2 NDT-C-2	01-26-02	SEE RELIEF REQUEST CR 15
352	IMS-1040-14	P-P	C5.51	MF-2	26	0.968 MW	900LS	IMS-1040	PT UT-0 DEG. UT-45 DEG.	NDT-D-2 NDT-C-2	01-26-02	

NO.	COMPONENT I.D. NO.	COMP. FIG.	ITEM NO.	WELD TYPE	NOM. PIPE SIZE	NOM. THK.	MATL. SPEC.	DWG. NO.	EXAM TYPE	PROC. NO.	CAL. STD. NO.	NOTES
353	IMS-1040-14LD	LS	C5.52	MF-2	26	0.968 MW	900LS	IMS-1040	PT UT-0 DEG. UT-45 DEG.	NDT-D-2 NDT-C-2	01-26-02	SEE RELIEF REQUEST CR 15
354	IMS-1040-14LU	LS	C5.52	MF-2	26	0.968 MW	900LS	IMS-1040	PT UT-0 DEG. UT-45 DEG.	NDT-D-2 NDT-C-2	01-26-02	SEE RELIEF REQUEST CR 15
355	IMS-1040-20	P-E	C5.51	MF-2	26	0.968 MW	900LS	IMS-1040	PT UT-45 DEG.	NDT-D-2 NDT-C-2	01-26-02	
356	IMS-1040-20LU	LS	C5.52	MF-2	26	0.968 MW	900LS	IMS-1040	PT UT-45 DEG.	NDT-D-2 NDT-C-2	01-26-02	SEE RELIEF REQUEST CR 15
357	IMS-1040-23	E-P	C5.51	MF-2	26	0.968 MW	900LS	IMS-1040	PT UT-45 DEG.	NDT-D-2 NDT-C-2	01-26-02	
358	IMS-1040-23LD	LS	C5.52	MF-2	26	0.968 MW	900LS	IMS-1040	PT UT-45 DEG.	NDT-D-2 NDT-C-2	01-26-02	SEE RELIEF REQUEST CR 15
359	IMS-1040-25	P-P	C5.51	MF-2	26	0.968 MW	900LS	IMS-1040	PT UT-0 DEG. UT-45 DEG.	NDT-D-2 NDT-C-2	01-26-02	
360	IMS-1040-25LD	LS	C5.52	MF-2	26	0.968 MW	900LS	IMS-1040	PT UT-0 DEG. UT-45 DEG.	NDT-D-2 NDT-C-2	01-26-02	SEE RELIEF REQUEST CR 15
361	IMS-1040-25LU	LS	C5.52	MF-2	26	0.968 MW	900LS	IMS-1040	PT UT-0 DEG. UT-45 DEG.	NDT-D-2 NDT-C-2	01-26-02	SEE RELIEF REQUEST CR 15
362	IMS-1040-28	P-P	C5.51	MF-2	26	0.968 MW	900LS	IMS-1040	PT UT-0 DEG. UT-45 DEG.	NDT-D-2 NDT-C-2	01-26-02	
363	IMS-1040-28LD	LS	C5.52	MF-2	26	0.968 MW	900LS	IMS-1040	PT UT-0 DEG. UT-45 DEG.	NDT-D-2 NDT-C-2	01-26-02	SEE RELIEF REQUEST CR 15

NO.	COMPONENT I.D. NO.	COMP. FIG.	ITEM NO.	WELD TYPE	NOM. PIPE SIZE	NOM. THK.	MATL. SPEC.	DWG. NO.	EXAM TYPE	PROC. NO.	CAL. STD. NO.	NOTES
364	IMS-1040-28LU	LS	C5.52	MF-2	26	0.968 MW	900LS	IMS-1040	PT UT-0 DEG. UT-45 DEG.	NDT-D-2 NDT-C-2	01-26-02	SEE RELIEF REQUEST CR 15
365	IMS-1041-01	P-FH	C5.51	FH-1	26	0.968 MW	900LS	IMS-1041	PT UT-45 DEG.	NDT-D-2 NDT-C-2	01-26-02	
366	IMS-1041-01B	P-FH	C5.51	FH-1	26	0.968 MW	900LS	IMS-1041	PT UT-45 DEG.	NDT-D-2 NDT-C-2	01-26-02	SEE RELIEF REQUEST CR 01
367	IMS-1041-01BLD	LS	C5.52	MF-2	26	0.968 MW	900LS	IMS-1041	PT UT-0 DEG. UT-45 DEG.	NDT-D-2 NDT-C-2	01-26-02	SEE RELIEF REQUEST CR 01 & CR-15
368	IMS-1041-01LU	LS	C5.52	MF-2	26	0.968 MW	900LS	IMS-1041	PT UT-0 DEG. UT-45 DEG.	NDT-D-2 NDT-C-2	01-26-02	SEE RELIEF REQUEST CR 15
369	IMS-1041-03	P-E	C5.51	MF-2	26	0.968 MW	900LS	IMS-1041	PT UT-45 DEG.	NDT-D-2 NDT-C-2	01-26-02	
370	IMS-1041-03LU	LS	C5.52	MF-2	26	0.968 MW	900LS	IMS-1041	PT UT-45 DEG.	NDT-D-2 NDT-C-2	01-26-02	SEE RELIEF REQUEST CR 15
371	IMS-1041-05	E-P	C5.51	MF-2	26	0.968 MW	900LS	IMS-1041	PT UT-45 DEG.	NDT-D-2 NDT-C-2	01-26-02	
372	IMS-1041-05LD	LS	C5.52	MF-2	26	0.968 MW	900LS	IMS-1041	PT UT-45 DEG.	NDT-D-2 NDT-C-2	01-26-02	SEE RELIEF REQUEST CR 15
373	IMS-1041-07	P-E	C5.51	MF-2	26	0.968 MW	900LS	IMS-1041	PT UT-45 DEG.	NDT-D-2 NDT-C-2	01-26-02	
374	IMS-1041-07LU	LS	C5.52	MF-2	26	0.968 MW	900LS	IMS-1041	PT UT-45 DEG.	NDT-D-2 NDT-C-2	01-26-02	SEE RELIEF REQUEST CR 15

NO.	COMPONENT I.D. NO.	COMP. FIG.	ITEM NO.	WELD TYPE	NOM. PIPE SIZE	NOM. THK.	MATL. SPEC.	DWG. NO.	EXAM TYPE	PROC. NO.	CAL. STD. NO.	NOTES
375	IMS-1041-08	E-P	C5.51	MF-2	26	0.968 NW	900LS	IMS-1041	PT UT-45 DEG.	NDT-D-2 NDT-C-2	01-26-02	
376	IMS-1041-08LD	LS	C5.52	MF-2	26	0.968 NW	900LS	IMS-1041	PT UT-45 DEG.	NDT-D-2 NDT-C-2	01-26-02	SEE RELIEF REQUEST CR 15
377	IMS-1041-11	P-P	C5.51	MF-2	26	0.968 NW	900LS	IMS-1041	PT UT-0 DEG. UT-45 DEG.	NDT-D-2 NDT-C-2	01-26-02	
378	IMS-1041-11LD	LS	C5.52	MF-2	26	0.968 NW	900LS	IMS-1041	PT UT-0 DEG. UT-45 DEG.	NDT-D-2 NDT-C-2	01-26-02	SEE RELIEF REQUEST CR 15
379	IMS-1041-11LU	LS	C5.52	MF-2	26	0.968 NW	900LS	IMS-1041	PT UT-0 DEG. UT-45 DEG.	NDT-D-2 NDT-C-2	01-26-02	SEE RELIEF REQUEST CR 15
380	IMS-1041-15	P-P	C5.51	MF-2	26	0.968 NW	900LS	IMS-1041	PT UT-0 DEG. UT-45 DEG.	NDT-D-2 NDT-C-2	01-26-02	
381	IMS-1041-15LD	LS	C5.52	MF-2	26	0.968 NW	900LS	IMS-1041	PT UT-0 DEG. UT-45 DEG.	NDT-D-2 NDT-C-2	01-26-02	SEE RELIEF REQUEST CR 15
382	IMS-1041-15LU	LS	C5.52	MF-2	26	0.968 NW	900LS	IMS-1041	PT UT-0 DEG. UT-45 DEG.	NDT-D-2 NDT-C-2	01-26-02	SEE RELIEF REQUEST CR 15
383	IMS-1041-19	P-E	C5.51	MF-2	26	0.968 NW	900LS	IMS-1041	PT UT-45 DEG.	NDT-D-2 NDT-C-2	01-26-02	
384	IMS-1041-19LU	LS	C5.52	MF-2	26	0.968 NW	900LS	IMS-1041	PT UT-45 DEG.	NDT-D-2 NDT-C-2	01-26-02	SEE RELIEF REQUEST CR 15
385	IMS-1041-20	E-P	C5.51	MF-2	26	0.968 NW	900LS	IMS-1041	PT UT-45 DEG.	NDT-D-2 NDT-C-2	01-26-02	

NO.	COMPONENT I.D. NO.	COMP. FIG.	ITEM NO.	WELD TYPE	NOM. PIPE SIZE	NOM. THK.	MATL. SPEC.	DWG. NO.	EXAM TYPE	PROC. NO.	CAL. STD. NO.	NOTES
386	IMS-1041-20LD	LS	C5.52	MF-2	26	0.968 NW	900LS	IMS-1041	PT UT-45 DEG.	NDT-D-2 NDT-C-2	01-26-02	SEE RELIEF REQUEST CR 15
387	IMS-1041-22	P-E	C5.51	MF-2	26	0.968 NW	900LS	IMS-1041	PT UT-45 DEG.	NDT-D-2 NDT-C-2	01-26-02	
388	IMS-1041-22LU	LS	C5.52	MF-2	26	0.968 NW	900LS	IMS-1041	PT UT-45 DEG.	NDT-D-2 NDT-C-2	01-26-02	SEE RELIEF REQUEST CR 15
389	IMS-1041-25	E-P	C5.51	MF-2	26	0.968 NW	900LS	IMS-1041	PT UT-45 DEG.	NDT-D-2 NDT-C-2	01-26-02	
390	IMS-1041-25LD	LS	C5.52	MF-2	26	0.968 NW	900LS	IMS-1041	PT UT-45 DEG.	NDT-D-2 NDT-C-2	01-26-02	SEE RELIEF REQUEST CR 15
391	IMS-1041-26	P-P	C5.51	MF-2	26	0.968 NW	900LS	IMS-1041	PT UT-0 DEG. UT-45 DEG.	NDT-D-2 NDT-C-2	01-26-02	
392	IMS-1041-26LD	LS	C5.52	MF-2	26	0.968 NW	900LS	IMS-1041	PT UT-0 DEG. UT-45 DEG.	NDT-D-2 NDT-C-2	01-26-02	SEE RELIEF REQUEST CR 15
393	IMS-1041-26LU	LS	C5.52	MF-2	26	0.968 NW	900LS	IMS-1041	PT UT-0 DEG. UT-45 DEG.	NDT-D-2 NDT-C-2	01-26-02	SEE RELIEF REQUEST CR 15
394	IMS-1041-28	P-P	C5.51	MF-2	26	0.968 NW	900LS	IMS-1041	PT UT-0 DEG. UT-45 DEG.	NDT-D-2 NDT-C-2	01-26-02	
395	IMS-1041-28LD	LS	C5.52	MF-2	26	0.968 NW	900LS	IMS-1041	PT UT-0 DEG. UT-45 DEG.	NDT-D-2 NDT-C-2	01-26-02	SEE RELIEF REQUEST CR 15
396	IMS-1041-28LU	LS	C5.52	MF-2	26	0.968 NW	900LS	IMS-1041	PT UT-0 DEG. UT-45 DEG.	NDT-D-2 NDT-C-2	01-26-02	SEE RELIEF REQUEST CR 15

NO.	COMPONENT I.D. NO.	COMP. FIG.	ITEM NO.	WELD TYPE	NOM. PIPE SIZE	NOM. THK.	MATL. SPEC.	DWG. NO.	EXAM TYPE	PROC. NO.	CAL. STD. NO.	NOTES
397	IMS-1041-38	LS	C5.51	MF-2	26	0.968 NW	900LS	IMS-1041	PT UT-0 DEG. UT-45 DEG.	NDT-D-2 NDT-C-2	01-26-02	SEE RELIEF REQUEST CR 15
398	IMS-1041-38LU	LS	C5.52	MF-2	26	0.968 NW	900LS	IMS-1041	PT UT-0 DEG. UT-45 DEG.	NDT-D-2 NDT-C-2	01-26-02	SEE RELIEF REQUEST CR 15
399	IMS-1042-01	V-P	C5.51	MF-2	26	0.968 NW	905LS	IMS-1042	PT UT-45 DEG.	NDT-D-2 NDT-C-2	01-26-02	
400	IMS-1042-01LD	LS	C5.52	MF-2	26	0.968 NW	900LS	IMS-1042	PT UT-45 DEG.	NDT-D-2 NDT-C-2	01-26-02	SEE RELIEF REQUEST CR 15
401	IMS-1042-05	P-E	C5.51	MF-2	26	0.968 NW	900LS	IMS-1042	PT UT-45 DEG.	NDT-D-2 NDT-C-2	01-26-02	
402	IMS-1042-07	E-P	C5.51	MF-2	26	0.968 NW	900LS	IMS-1042	PT UT-45 DEG.	NDT-D-2 NDT-C-2	01-26-02	
403	IMS-1042-07LD	LS	C5.52	MF-2	26	0.968 NW	900LS	IMS-1042	PT UT-45 DEG.	NDT-D-2 NDT-C-2	01-26-02	SEE RELIEF REQUEST CR 15
404	IMS-1042-12	P-P	C5.51	MF-2	26	0.968 NW	900LS	IMS-1042	PT UT-0 DEG. UT-45 DEG.	NDT-D-2 NDT-C-2	01-26-02	
405	IMS-1042-12LD	LS	C5.52	MF-2	26	0.968 NW	900LS	IMS-1042	PT UT-0 DEG. UT-45 DEG.	NDT-D-2 NDT-C-2	01-26-02	SEE RELIEF REQUEST CR 15
406	IMS-1042-12LU	LS	C5.52	MF-2	26	0.968 NW	900LS	IMS-1042	PT UT-0 DEG. UT-45 DEG.	NDT-D-2 NDT-C-2	01-26-02	SEE RELIEF REQUEST CR 15
407	IMS-1042-13	P-P	C5.51	MF-2	26	0.968 NW	900LS	IMS-1042	PT UT-0 DEG. UT-45 DEG.	NDT-D-2 NDT-C-2	01-26-02	

NO.	COMPONENT I.D. NO.	COMP. FIG.	ITEM NO.	WELD TYPE	NOM. PIPE SIZE	NOM. THK.	MATL. SPEC.	DWG. NO.	EXAM TYPE	PROC. NO.	CAL. STD. NO.	NOTES
408	IMS-1042-13LU	LS	C5.52	MF-2	26	0.968 NOM	900LS	IMS-1042	PT UT-0 DEG. UT-45 DEG.	NDT-D-2 NDT-C-2	01-26-02	SEE RELIEF REQUEST CR 15
409	IMS-1042-14LD	LS	C5.52	MF-2	26	0.968 NOM	900LS	IMS-1042	PT UT-0 DEG. UT-45 DEG.	NDT-D-2 NDT-C-2	01-26-02	SEE RELIEF REQUEST CR 15
410	IMS-1042-15	P-E	C5.51	MF-2	26	0.968 NOM	900LS	IMS-1042	PT UT-45 DEG.	NDT-D-2 NDT-C-2	01-26-02	
411	IMS-1042-15LU	LS	C5.52	MF-2	26	0.968 NOM	900LS	IMS-1042	PT UT-45 DEG.	NDT-D-2 NDT-C-2	01-26-02	SEE RELIEF REQUEST CR 15
412	IMS-1042-19	E-P	C5.51	MF-2	26	0.968 NOM	900LS	IMS-1042	PT UT-45 DEG.	NDT-D-2 NDT-C-2	01-26-02	
413	IMS-1042-19LD	LS	C5.52	MF-2	26	0.968 NOM	900LS	IMS-1042	PT UT-45 DEG.	NDT-D-2 NDT-C-2	01-26-02	SEE RELIEF REQUEST CR 15
414	IMS-1042-21A	P-E	C5.51	MF-2	26	0.968 NOM	900LS	IMS-1042	PT UT-45 DEG.	NDT-D-2 NDT-C-2	01-26-02	
415	IMS-1042-21LU	LS	C5.52	MF-2	26	0.968 NOM	900LS	IMS-1042	PT UT-45 DEG.	NDT-D-2 NDT-C-2	01-26-02	SEE RELIEF REQUEST CR 15
416	IMS-1042-22	E-P	C5.51	MF-2	26	0.968 NOM	900LS	IMS-1042	PT UT-45 DEG.	NDT-D-2 NDT-C-2	01-26-02	
417	IMS-1042-22LD	LS	C5.52	MF-2	26	0.968 NOM	900LS	IMS-1042	PT UT-45 DEG.	NDT-D-2 NDT-C-2	01-26-02	SEE RELIEF REQUEST CR 15
418	IMS-1042-24	P-P	C5.51	MF-2	26	0.968 NOM	900LS	IMS-1042	PT UT-0 DEG. UT-45 DEG.	NDT-D-2 NDT-C-2	01-26-02	

NO.	COMPONENT I.D. NO.	COMP. FIG.	ITEM NO.	WELD TYPE	NOM. PIPE SIZE	NOM. THK.	MATL. SPEC.	DWG. NO.	EXAM TYPE	PROC. NO.	CAL. STD. NO.	NOTES
419	IMS-1042-24LD	LS	C5.52	MF-2	26	0.968 NW	900LS	IMS-1042	PT UT-0 DEG. UT-45 DEG.	NDT-D-2 NDT-C-2	01-26-02	SEE RELIEF REQUEST CR 15
420	IMS-1042-24LU	LS	C5.52	MF-2	26	0.968 NW	900LS	IMS-1042	PT UT-0 DEG. UT-45 DEG.	NDT-D-2 NDT-C-2	01-26-02	SEE RELIEF REQUEST CR 15
421	IMS-1042-27	P-P	C5.51	MF-2	26	0.968 NW	900LS	IMS-1042	PT UT-0 DEG. UT-45 DEG.	NDT-D-2 NDT-C-2	01-26-02	
422	IMS-1042-27LD	LS	C5.52	MF-2	26	0.968 NW	900LS	IMS-1042	PT UT-0 DEG. UT-45 DEG.	NDT-D-2 NDT-C-2	01-26-02	SEE RELIEF REQUEST CR 15
423	IMS-1042-27LU	LS	C5.52	MF-2	26	0.968 NW	900LS	IMS-1042	PT UT-0 DEG. UT-45 DEG.	NDT-D-2 NDT-C-2	01-26-02	SEE RELIEF REQUEST CR 15
424	IMS-1042-5LU	LS	C5.52	MF-2	26	0.968 NW	900LS	IMS-1042	PT UT-45 DEG.	NDT-D-2 NDT-C-2	01-26-02	SEE RELIEF REQUEST CR 15
425	IMS-1043-01	P-FH	C5.51	FH-1	26	0.968 NW	900LS	IMS-1043	PT UT-0 DEG. UT-45 DEG.	NDT-D-2 NDT-C-2	01-26-02	
426	IMS-1043-01LU	LS	C5.52	MF-2	26	0.968 NW	900LS	IMS-1043	PT UT-0 DEG. UT-45 DEG.	NDT-D-2 NDT-C-2	01-26-02	SEE RELIEF REQUEST CR 15
427	IMS-1043-03	P-FH	C5.51	FH-1	26	0.968 NW	900LS	IMS-1043	PT UT-45 DEG.	NDT-D-2 NDT-C-2	01-26-02	
428	IMS-1043-03LD	LS	C5.52	MF-2	26	0.968 NW	900LS	IMS-1043	PT UT-0 DEG. UT-45 DEG.	NDT-D-2 NDT-C-2	01-26-02	SEE RELIEF REQUEST CR 15
429	IMS-1043-06	P-P	C5.51	MF-2	26	0.968 NW	900LS	IMS-1043	PT UT-0 DEG. UT-45 DEG.	NDT-D-2 NDT-C-2	01-26-02	

NO.	COMPONENT I.D. NO.	COMP. FIG.	ITEM NO.	WELD TYPE	NOM. PIPE SIZE	NOM. THK.	MATL. SPEC.	DWG. NO.	EXAM TYPE	PROC. NO.	CAL. STD. NO.	NOTES
430	IMS-1043-06LD	LS	C5.52	MF-2	26	0.968 NW	900LS	IMS-1043	PT UT-0 DEG. UT-45 DEG.	NDT-D-2 NDT-C-2	01-26-02	SEE RELIEF REQUEST CR 15
431	IMS-1043-06LU	LS	C5.52	MF-2	26	0.968 NW	900LS	IMS-1043	PT UT-0 DEG. UT-45 DEG.	NDT-D-2 NDT-C-2	01-26-02	SEE RELIEF REQUEST CR 15
432	IMS-1043-13	P-P	C5.51	MF-2	26	0.968 NW	900LS	IMS-1043	PT UT-0 DEG. UT-45 DEG.	NDT-D-2 NDT-C-2	01-26-02	
433	IMS-1043-13LD	LS	C5.52	MF-2	26	0.968 NW	900LS	IMS-1043	PT UT-0 DEG. UT-45 DEG.	NDT-D-2 NDT-C-2	01-26-02	SEE RELIEF REQUEST CR 15
434	IMS-1043-13LU	LS	C5.52	MF-2	26	0.968 NW	900LS	IMS-1043	PT UT-0 DEG. UT-45 DEG.	NDT-D-2 NDT-C-2	01-26-02	SEE RELIEF REQUEST CR 15
435	IMS-1043-16	P-E	C5.51	MF-2	26	0.968 NW	900LS	IMS-1043	PT UT-45 DEG.	NDT-D-2 NDT-C-2	01-26-02	
436	IMS-1043-16LU	LS	C5.52	MF-2	26	0.968 NW	900LS	IMS-1043	PT UT-45 DEG.	NDT-D-2 NDT-C-2	01-26-02	SEE RELIEF REQUEST CR 15
437	IMS-1043-18	P-P	C5.51	MF-2	26	0.968 NW	900LS	IMS-1043	PT UT-0 DEG. UT-45 DEG.	NDT-D-2 NDT-C-2	01-26-02	
438	IMS-1043-18LD	LS	C5.52	MF-2	26	0.968 NW	900LS	IMS-1043	PT UT-0 DEG. UT-45 DEG.	NDT-D-2 NDT-C-2	01-26-02	SEE RELIEF REQUEST CR 15
439	IMS-1043-21	P-E	C5.51	MF-2	26	0.968 NW	900LS	IMS-1043	PT UT-45 DEG.	NDT-D-2 NDT-C-2	01-26-02	
440	IMS-1043-21LU	LS	C5.52	MF-2	26	0.968 NW	900LS	IMS-1043	PT UT-45 DEG.	NDT-D-2 NDT-C-2	01-26-02	SEE RELIEF REQUEST CR 15

NO.	COMPONENT I.D. NO.	COMP. FIG.	ITEM NO.	WELD TYPE	NOM. PIPE SIZE	NOM. THK.	MATL. SPEC.	DWG. NO.	EXAM TYPE	PROC. NO.	CAL. STD. NO.	NOTES
441	IMS-1043-24	E-P	C5.51	MF-2	26	0.968 MW	900LS	IMS-1043	PT UT-45 DEG.	NDT-D-2 NDT-C-2	01-26-02	
442	IMS-1043-24LD	LS	C5.52	MF-2	26	0.968 MW	900LS	IMS-1043	PT UT-45 DEG.	NDT-D-2 NDT-C-2	01-26-02	SEE RELIEF REQUEST CR 15
443	IMS-1043-28	P-P	C5.51	MF-2	26	0.968 MW	900LS	IMS-1043	PT UT-0 DEG. UT-45 DEG.	NDT-D-2 NDT-C-2	01-26-02	
444	IMS-1043-28LD	LS	C5.52	MF-2	26	0.968 MW	900LS	IMS-1043	PT UT-0 DEG. UT-45 DEG.	NDT-D-2 NDT-C-2	01-26-02	SEE RELIEF REQUEST CR 15
445	IMS-1043-28LU	LS	C5.52	MF-2	26	0.968 MW	900LS	IMS-1043	PT UT-0 DEG. UT-45 DEG.	NDT-D-2 NDT-C-2	01-26-02	SEE RELIEF REQUEST CR 15
446	IMS-1043-30	P-P	C5.51	MF-2	26	0.968 MW	900LS	IMS-1043	PT UT-0 DEG. UT-45 DEG.	NDT-D-2 NDT-C-2	01-26-02	
447	IMS-1043-30LD	LS	C5.52	MF-2	26	0.968 MW	900LS	IMS-1043	PT UT-0 DEG. UT-45 DEG.	NDT-D-2 NDT-C-2	01-26-02	SEE RELIEF REQUEST CR 15
448	IMS-1043-30LU	LS	C5.52	MF-2	26	0.968 MW	900LS	IMS-1043	PT UT-0 DEG. UT-45 DEG.	NDT-D-2 NDT-C-2	01-26-02	SEE RELIEF REQUEST CR 15
449	IMS-1043-38	P-P	C5.51	MF-2	26	0.968 MW	900LS	IMS-1043	PT UT-0 DEG. UT-45 DEC.	NDT-D-2 NDT-C-2	01-26-02	
450	IMS-1043-38LU	LS	C5.52	MF-2	26	0.968 MW	900LS	IMS-1043	PT UT-0 DEG. UT-45 DEG.	NDT-D-2 NDT-C-2	01-26-02	SEE RELIEF REQUEST CR 15
451	IMS-1044-01LD	LS	C5.52	MF-2	26	0.968 MW	900LS	IMS-1044	PT UT-0 DEG. UT-45 DEG.	NDT-D-2 NDT-C-2	01-26-02	SEE RELIEF REQUEST CR 15

NO.	COMPONENT I.D. NO.	COMP. FIG.	ITEM NO.	WELD TYPE	NOM. PIPE SIZE	NOM. THK.	MATL. SPEC.	DWG. NO.	EXAM TYPE	PROC. NO.	CAL. STD. NO.	NOTES
452	IMS-1044-03	P-S	C5.81	SW-1	26	0.968 MW	900LS	IMS-1044	PT	NDT-D-2	N/A	SEE RELIEF REQUEST CR 02
453	IMS-1044-03LU	LS	C5.82	MF-2	26	0.968 MW	900LS	IMS-1044	PT	NDT-D-2	N/A	SEE RELIEF REQUEST CR 15
454	IMS-1044-04	P-S	C5.81	SW-1	26	0.968 MW	900LS	IMS-1044	PT	NDT-D-2	N/A	SEE RELIEF REQUEST CR 02
455	IMS-1044-05	P-S	C5.81	SW-1	26	0.968 MW	900LS	IMS-1044	PT	NDT-D-2	N/A	SEE RELIEF REQUEST CR 02
456	IMS-1044-07	P-S	C5.81	SW-1	28	1.041 MW	900LS	IMS-1044	PT	NDT-D-2	N/A	SEE RELIEF REQUEST CR 02
457	IMS-1044-07LD	LS	C5.82	MF-2	28	1.041 MW	900LS	IMS-1044	PT	NDT-D-2	N/A	SEE RELIEF REQUEST CR 15
458	IMS-1044-09	P-P	C5.51	MF-2	28	1.041 MW	900LS	IMS-1044	PT UT-45 DEG.	NDT-D-2 NDT-C-2	01-28-01	
459	IMS-1044-09LD	LS	C5.52	MF-2	28	1.041 MW	900LS	IMS-1044	PT UT-45 DEG.	NDT-D-2 NDT-C-2	01-28-01	SEE RELIEF REQUEST CR 15
460	IMS-1044-09LU	LS	C5.52	MF-2	28	1.041 MW	900LS	IMS-1044	PT UT-45 DEG.	NDT-D-2 NDT-C-2	01-28-01	SEE RELIEF REQUEST CR 15
461	IMS-1044-13	P-E	C5.51	MF-2	28	1.041 MW	900LS	IMS-1044	PT UT-45 DEG.	NDT-D-2 NDT-C-2	01-28-01	
462	IMS-1044-13ALD	IALS	C5.52	MF-2	28	1.041 MW	900LS	IMS-1044	PT UT-45 DEG.	NDT-D-2 NDT-C-2	01-28-01	SEE RELIEF REQUEST CR 15

NO.	COMPONENT I.D. NO.	COMP. FIG.	ITEM NO.	WELD TYPE	NOM. PIPE SIZE	NOM. THK.	MATL. SPEC.	DWG. NO.	EXAM TYPE	PROC. NO.	CAL. STD. NO.	NOTES
463	IMS-1044-13BLD	OALS	C5.52	MF-2	28	1.041 MW	900LS	IMS-1044	PT UT-45 DEG.	NDT-D-2 NDT-C-2	01-28-01	SEE RELIEF REQUEST CR 15
464	IMS-1044-13LU	LS	C5.52	MF-2	28	1.041 MW	900LS	IMS-1044	PT UT-45 DEG.	NDT-D-2 NDT-C-2	01-28-01	SEE RELIEF REQUEST CR 15
465	IMS-1044-15	E-V	C5.51	MF-2	28	1.041 MW	900LS	IMS-1044	PT UT-45 DEG.	NDT-D-2 NDT-C-2	01-28-01	
466	IMS-1044-15ALU	IALS	C5.52	MF-2	28	1.041 MW	900LS	IMS-1044	PT UT-45 DEG.	NDT-D-2 NDT-C-2	01-28-01	SEE RELIEF REQUEST CR 15
467	IMS-1044-15BLU	OALS	C5.52	MF-2	28	1.041 MW	900LS	IMS-1044	PT UT-45 DEG.	NDT-D-2 NDT-C-2	01-28-01	SEE RELIEF REQUEST CR 15
468	IMS-1044-16LD	LS	C5.52	MF-2	26	0.968 MW	900LS	IMS-1044	PT UT-45 DEG.	NDT-D-2 NDT-C-2	01-26-02	SEE RELIEF REQUEST CR 15
469	IMS-1044-18	P-S	C5.81	SW-1	26	0.968 MW	900LS	IMS-1044	PT	NDT-D-2	N/A	SEE RELIEF REQUEST CR 02
470	IMS-1044-18LU	LS	C5.82	MF-2	26	0.968 MW	900LS	IMS-1044	PT	NDT-D-2	N/A	SEE RELIEF REQUEST CR 15
471	IMS-1044-19	P-S	C5.81	SW-1	36	1.335 MW	900LS	IMS-1044	PT	NDT-D-2	N/A	SEE RELIEF REQUEST CR 02
472	IMS-1044-20	P-S	C5.81	SW-1	36	1.335 MW	900LS	IMS-1044	PT	NDT-D-2	N/A	SEE RELIEF REQUEST CR 02
473	IMS-1044-22	P-S	C5.81	SW-1	28	1.041 MW	900LS	IMS-1044	PT	NDT-D-2	N/A	SEE RELIEF REQUEST CR 02

NO.	COMPONENT I.D. NO.	COMP. FIG.	ITEM NO.	WELD TYPE	NOM. PIPE SIZE	NOM. THK.	MATL. SPEC.	DWG. NO.	EXAM TYPE	PROC. NO.	CAL. STD. NO.	NOTES
474	IMS-1044-22LD	LS	C5.82	MF-2	28	1.041 MW	900LS	IMS-1044	PT	NDT-D-2	N/A	SEE RELIEF REQUEST CR 15
475	IMS-1044-24	P-P	C5.51	MF-2	28	1.041 MW	900LS	IMS-1044	PT UT-45 DEG.	NDT-D-2 NDT-C-2	01-28-01	
476	IMS-1044-24LD	LS	C5.52	MF-2	28	1.041 MW	900LS	IMS-1044	PT UT-0 DEG. UT-45 DEG.	NDT-D-2 NDT-C-2	01-28-01	SEE RELIEF REQUEST CR 15
477	IMS-1044-24LU	LS	C5.52	MF-2	28	1.041 MW	900LS	IMS-1044	PT UT-0 DEG. UT-45 DEG.	NDT-D-2 NDT-C-2	01-28-01	SEE RELIEF REQUEST CR 15
478	IMS-1044-27	P-E	C5.51	MF-2	28	1.041 MW	900LS	IMS-1044	PT UT-45 DEG.	NDT-D-2 NDT-C-2	01-28-01	
479	IMS-1044-27ALD	IALS	C5.52	MF-2	28	1.041 MW	900LS	IMS-1044	PT UT-45 DEG.	NDT-D-2 NDT-C-2	01-28-01	SEE RELIEF REQUEST CR 15
480	IMS-1044-27BLD	OALS	C5.52	MF-2	28	1.041 MW	900LS	IMS-1044	PT UT-45 DEG.	NDT-D-2 NDT-C-2	01-28-01	SEE RELIEF REQUEST CR 15
481	IMS-1044-27LU	LS	C5.52	MF-2	28	1.041 MW	900LS	IMS-1044	PT UT-45 DEG.	NDT-D-2 NDT-C-2	01-28-01	SEE RELIEF REQUEST CR 15
482	IMS-1044-29	E-V	C5.51	MF-2	28	1.041 MW	900LS	IMS-1044	PT UT-45 DEG.	NDT-D-2 NDT-C-2	01-28-01	
483	IMS-1044-29ALU	IALS	C5.52	MF-2	28	1.041 MW	900LS	IMS-1044	PT UT-45 DEG.	NDT-D-2 NDT-C-2	01-28-01	SEE RELIEF REQUEST CR 15
484	IMS-1044-29BLU	OALS	C5.52	MF-2	28	1.041 MW	900LS	IMS-1044	PT UT-45 DEG.	NDT-D-2 NDT-C-2	01-28-01	SEE RELIEF REQUEST CR 15

NO.	COMPONENT I.D. NO.	COMP. FIG.	ITEM NO.	WELD TYPE	NOM. PIPE SIZE	NOM. THK.	MATL. SPEC.	DWG. NO.	EXAM TYPE	PROC. NO.	CAL. STD. NO.	NOTES
485	IMS-1044-30	P-P	C5.51	MF-2	36	1.335 MW	900LS	IMS-1044	PT UT-45 DEG.	NDT-D-2	01-36-01	
486	IMS-1044-30LD	LS	C5.52	MF-2	36	1.335 MW	900LS	IMS-1044	PT UT-0 DEG. UT-45 DEG.	NDT-D-2 NDT-C-2	01-36-01	SEE RELIEF REQUEST CR 15
487	IMS-1044-30LU	LS	C5.52	MF-2	36	1.335 MW	900LS	IMS-1044	PT UT-0 DEG. UT-45 DEG.	NDT-D-2 NDT-C-2	01-36-01	SEE RELIEF REQUEST CR 15
488	IMS-1044-31LD	LS	C5.52	MF-2	26	0.968 MW	900LS	IMS-1044	PT UT-45 DEG.	NDT-D-2 NDT-C-2	01-26.02	SEE RELIEF REQUEST CR 15
489	IMS-1044-33	P-S	C5.81	SW-1	26	0.968 MW	900LS	IMS-1044	PT	NDT-D-2	N/A	SEE RELIEF REQUEST CR 02
490	IMS-1044-33LU	LS	C5.82	MF-2	26	0.968 MW	900LS	IMS-1044	PT	NDT-D-2	N/A	SEE RELIEF REQUEST CR 15
491	IMS-1044-34	P-S	C5.81	SW-1	36	1.335 MW	900LS	IMS-1044	PT	NDT-D-2	N/A	SEE RELIEF REQUEST CR 02
492	IMS-1044-36	P-S	C5.81	SW-1	36	1.335 MW	900LS	IMS-1044	PT	NDT-D-2	N/A	SEE RELIEF REQUEST CR 02
493	IMS-1044-38	S-P	C5.81	SW-1	28	1.041 MW	900LS	IMS-1044	PT	NDT-D-2	N/A	SEE RELIEF REQUEST CR 02
494	IMS-1044-38LD	LS	C5.82	MF-2	28	1.041 MW	900LS	IMS-1044	PT	NDT-D-2	N/A	SEE RELIEF REQUEST CR 15
495	IMS-1044-40	P-P	C5.51	MF-2	28	1.041 MW	900LS	IMS-1044	PT UT-45 DEG.	NDT-D-2 NDT-C-2	01-28-01	

NO.	COMPONENT I.D. NO.	COMP. FIG.	ITEM NO.	WELD TYPE	NOM. PIPE SIZE	NOM. THK.	MATL. SPEC.	DWG. NO.	EXAM TYPE	PROC. NO.	CAL. STD. NO.	NOTES
496	IMS-1044-40LD	LS	C5.52	MF-2	28	1.041 MW	900LS	IMS-1044	PT UT-45 DEG.	NDT-D-2 NDT-C-2	01-28-01	SEE RELIEF REQUEST CR 15
497	IMS-1044-40LU	LS	C5.52	MF-2	28	1.041 MW	900LS	IMS-1044	PT UT-45 DEG.	NDT-D-2 NDT-C-2	01-28-01	SEE RELIEF REQUEST CR 15
498	IMS-1044-43	P-E	C5.51	MF-2	28	1.041 MW	900LS	IMS-1044	PT UT-45 DEG.	NDT-D-2 NDT-C-2	01-28-01	
499	IMS-1044-43ALD	IALS	C5.52	MF-2	28	1.041 MW	900LS	IMS-1044	PT UT-45 DEG.	NDT-D-2 NDT-C-2	01-28-01	SEE RELIEF REQUEST CR 15
500	IMS-1044-43BLD	OALS	C5.52	MF-2	28	1.041 MW	900LS	IMS-1044	PT UT-45 DEG.	NDT-D-2 NDT-C-2	01-28-01	SEE RELIEF REQUEST CR 15
501	IMS-1044-43LU	LS	C5.52	MF-2	28	1.041 MW	900LS	IMS-1044	PT UT-45 DEG.	NDT-D-2 NDT-C-2	01-28-01	SEE RELIEF REQUEST CR 15
502	IMS-1044-45	E-V	C5.51	MF-2	28	1.041 MW	900LS	IMS-1044	PT UT-45 DEG.	NDT-D-2 NDT-C-2	01-28-01	
503	IMS-1044-45ALU	IALS	C5.52	MF-2	28	1.041 MW	900LS	IMS-1044	PT UT-45 DEG.	NDT-D-2 NDT-C-2	01-28-01	SEE RELIEF REQUEST CR 15
504	IMS-1044-45BLU	OALS	C5.52	MF-2	28	1.041 MW	900LS	IMS-1044	PT UT-45 DEG.	NDT-D-2 NDT-C-2	01-28-01	SEE RELIEF REQUEST CR 15
505	IMS-1044-46LD	LS	C5.52	MF-2	26	0.968 MW	900LS	IMS-1044	PT UT-45 DEG.	NDT-D-2 NDT-C-2	01-26-02	SEE RELIEF REQUEST CR 15
506	IMS-1044-48	P-S	C5.81	SW-1	26	0.968 MW	900LS	IMS-1044	PT	NDT-D-2	N/A	SEE RELIEF REQUEST CR 02

NO.	COMPONENT I.D. NO.	COMP. FIG.	ITEM NO.	WELD TYPE	NOM. PIPE SIZE	NOM. THK.	MATL. SPEC.	DWG. NO.	EXAM TYPE	PROC. NO.	CAL. STD. NO.	NOTES
507	IMS-1044-48LU	LS	C5.82	MF-2	26	0.968 MW	900LS	IMS-1044	PT	NDT-D-2	N/A	SEE RELIEF REQUEST CR 15
508	IMS-1044-49	P-S	C5.81	SW-1	36	1.335 MW	900LS	IMS-1044	PT	NDT-D-2	N/A	SEE RELIEF REQUEST CR 02
509	IMS-1044-49A	P-S	C5.81	SW-1	36	1.335 MW	900LS	IMS-1044	PT	NDT-D-2	N/A	SEE RELIEF REQUEST CR 02
510	IMS-1044-51	P-S	C5.81	SW-1	28	1.041 MW	900LS	IMS-1044	PT	NDT-D-2	N/A	SEE RELIEF REQUEST CR 02
511	IMS-1044-51LD	LS	C5.82	MF-2	28	1.041 MW	900LS	IMS-1044	PT	NDT-D-2	N/A	SEE RELIEF REQUEST CR 15
512	IMS-1044-53	P-P	C5.51	MF-2	28	1.041 MW	900LS	IMS-1044	PT UT-45 DEG.	NDT-D-2 NDT-C-2	01-28-01	
513	IMS-1044-53LD	LS	C5.52	MF-2	28	1.041 MW	900LS	IMS-1044	PT UT-45 DEG.	NDT-D-2 NDT-C-2	01-28-01	SEE RELIEF REQUEST CR 15
514	IMS-1044-53LU	LS	C5.52	MF-2	28	1.041 MW	900LS	IMS-1044	PT UT-45 DEG.	NDT-D-2 NDT-C-2	01-28-01	SEE RELIEF REQUEST CR 15
515	IMS-1044-56	P-E	C5.51	MF-2	28	1.041 MW	900LS	IMS-1044	PT UT-45 DEG.	NDT-D-2 NDT-C-2	01-28-01	
516	IMS-1044-56ALD	IALS	C5.52	MF-2	28	1.041 MW	900LS	IMS-1044	PT UT-45 DEG.	NDT-D-2 NDT-C-2	01-28-01	SEE RELIEF REQUEST CR 15
517	IMS-1044-56BLD	OALS	C5.52	MF-2	28	1.041 MW	900LS	IMS-1044	PT UT-45 DEG.	NDT-D-2 NDT-C-2	01-28-01	SEE RELIEF REQUEST CR 15

NO.	COMPONENT I.D. NO.	COMP. FIG.	ITEM NO.	WELD TYPE	NOM. PIPE SIZE	NOM. THK.	MATL. SPEC.	DWG. NO.	EXAM TYPE	PROC. NO.	CAL. STD. NO.	NOTES
518	IMS-1044-56LU	LS	C5.52	MF-2	28	1.041 MW	900LS	IMS-1044	PT UT-45 DEG.	NDT-D-2 NDT-C-2	01-28-01	SEE RELIEF REQUEST CR 15
519	IMS-1044-58	E-V	C5.51	MF-2	28	1.041 MW	900LS	IMS-1044	PT UT-45 DEG.	NDT-D-2 NDT-C-2	01-28-01	
520	IMS-1044-58ALU	IALS	C5.52	MF-2	28	1.041 MW	900LS	IMS-1044	PT UT-45 DEG.	NDT-D-2 NDT-C-2	01-28-01	SEE RELIEF REQUEST CR 15
521	IMS-1044-58BLU	OALS	C5.52	MF-2	28	1.041 MW	900LS	IMS-1044	PT UT-45 DEG.	NDT-D-2 NDT-C-2	01-28-01	SEE RELIEF REQUEST CR 15
522	IMS-1044-59	P-R	C5.51	MF-2	36	1.335 MW	900LS	IMS-1044	PT UT-45 DEG.	NDT-D-2 NDT-C-2	01-36-01	
523	IMS-1044-59LU	LS	C5.52	MF-2	36	1.335 MW	900LS	IMS-1044	PT UT-45 DEG.	NDT-D-2 NDT-C-2	01-36-01	SEE RELIEF REQUEST CR 15
524	IMS-1044-60	R-P	C5.51	MF-2	18	0.938 MW	900LS	IMS-1044	PT UT-45 DEG.	NDT-D-2 NDT-C-2	01-18-03	
525	IMS-1044-61	P-S	C5.81	SW-1	36	1.335 MW	900LS	IMS-1044	PT	NDT-D-2	N/A	SEE RELIEF REQUEST CR 02
526	IMS-1044-62	P-W	C5.51	MF-2	18	0.938 MW	900LS	IMS-1044	PT UT-45 DEG.	NDT-D-2 NDT-C-2	01-18-03	
527	IMS-1044-64	P-V	C5.51	MF-2	18	0.938 MW	900LS	IMS-1044	PT UT-45 DEG.	NDT-D-2 NDT-C-2	01-18-03	
528	IMS-1044-66	P-R	C5.51	MF-2	36	1.335 MW	900LS	IMS-1044	PT UT-45 DEG.	NDT-D-2 NDT-C-2	01-36-01	

NO.	COMPONENT I.D. NO.	COMP. FIG.	ITEM NO.	WELD TYPE	NOM. PIPE SIZE	NOM. THK.	MATL. SPEC.	DRG. NO.	EXAM TYPE	PROC. NO.	CAL. STD. NO.	NOTES
529	IMS-1044-66LU	LS	C5.52	MF-2	36	1.335 NW	900LS	IMS-1044	PT UT-45 DEG.	NDT-D-2 NDT-C-2	01-36-01	SEE RELIEF REQUEST CR 15
530	IMS-1044-67	E-R	C5.51	MF-2	18	0.938 NW	900LS	IMS-1044	PT UT-45 DEG.	NDT-D-2 NDT-C-2	01-18-03	
531	IMS-1044-68	P-S	C5.81	MF-2	36	1.335 NW	900LS	IMS-1044	PT.	NDT-D-2	N/A	SEE RELIEF REQUEST CR 02
532	IMS-1044-69	P-W	C5.51	MF-2	18	0.938 NW	900LS	IMS-1044	PT UT-45 DEG.	NDT-D-2 NDT-C-2	01-18-03	
533	IMS-1044-71	P-P	C5.51	MF-2	18	.938 NW	900LS	IMS-1044	PT UT-45 DEG.	NDT-D-2 NDT-C-2	01-18-03	
534	IMS-1044-73	P-E	C5.51	MF-2	18	.938 NW	900LS	IMS-1044	PT UT-45 DEG.	NDT-D-2 NDT-C-2	01-18-03	
535	IMS-1044-74	E-P	C5.51	MF-2	18	.938 NW	900LS	IMS-1044	PT UT-45 DEG.	NDT-D-2 NDT-C-2	01-18-03	
536	IMS-1044-76	P-V	C5.51	MF-2	18	.938 NW	900LS	IMS-1044	PT UT-45 DEG.	NDT-D-2 NDT-C-2	01-18-03	
537	IMS-1045-02	E-P	C5.51	MF-2	18	0.938 NW	900LS	IMS-1045	PT UT-45 DEG.	NDT-D-2 NDT-C-2	01-18-03	
538	IMS-1045-04	P-E	C5.51	MF-2	18	0.938 NW	900LS	IMS-1045	PT UT-45 DEG.	NDT-D-2 NDT-C-2	01-18-03	
539	IMS-1045-05	E-P	C5.51	MF-2	18	0.938 NW	900LS	IMS-1045	PT UT-45 DEG.	NDT-D-2 NDT-C-2	01-18-03	

NO.	COMPONENT I.D. NO.	COMP. FIG.	ITEM NO.	WELD TYPE	NOM. PIPE SIZE	NOM. THK.	MATL. SPEC.	DWG. NO.	EXAM TYPE	PROC. NO.	CAL. STD. NO.	NOTES
540	IMS-1045-07	P-E	C5.51	MF-2	18	0.938 MW	900LS	IMS-1045	PT UT-45 DEG.	NDT-D-2 NDT-C-2	01-18-03	
541	IMS-1045-08	E-P	C5.51	MF-2	18	0.938 MW	900LS	IMS-1045	PT UT-45 DEG.	NDT-D-2 NDT-C-2	01-18-03	
542	IMS-1045-10	P-R	C5.51	MF-2	18	0.938 MW	900LS	IMS-1045	PT UT-45 DEG.	NDT-D-2 NDT-C-2	01-18-03	
543	IMS-1045-12	E-P	C5.51	MF-2	18	0.938 MW	900LS	IMS-1045	PT UT-45 DEG.	NDT-D-2 NDT-C-2	01-18-03	
544	IMS-1045-14	P-E	C5.51	MF-2	18	0.938 MW	900LS	IMS-1045	PT UT-45 DEG.	NDT-D-2 NDT-C-2	01-18-03	
545	IMS-1045-15	E-P	C5.51	MF-2	18	0.938 MW	900LS	IMS-1045	PT UT-45 DEG.	NDT-D-2 NDT-C-2	01-18-03	
546	IMS-1045-17	P-E	C5.51	MF-2	18	0.938 MW	900LS	IMS-1045	PT UT-45 DEG.	NDT-D-2 NDT-C-2	01-18-03	
547	IMS-1045-18	E-P	C5.51	MF-2	18	0.938 MW	900LS	IMS-1045	PT UT-45 DEG.	NDT-D-2 NDT-C-2	01-18-03	
548	IMS-1045-21	P-R	C5.51	MF-2	18	0.938 MW	900LS	IMS-1045	PT UT-45 DEG.	NDT-D-2 NDT-C-2	01-18-03	
549	IRD-0022-1-02	R-P	C5.51	MF-2	12	0.688	SA-106	GEL-1101	PT UT-45 DEG.	NDT-D-2 NDT-C-2	01-12-08	
550	IRD-0022-1-02A	E-R	C5.51	MF-2	8	0.500	SA-106	GEL-1101	PT UT-45 DEG.	NDT-D-2 NDT-C-2	01-08-04	

NO.	COMPONENT I.D. NO.	COMP. FIG.	ITEM NO.	WELD TYPE	NOM. PIPE SIZE	NOM. THK.	MATL. SPEC.	DWG. NO.	EXAM TYPE	PROC. NO.	CAL. STD. NO.	NOTES
551	IRD-0022-1-03	P-E	C5.51	MF-2	8	0.500	SA-106	GEL-1101	PT UT-45 DEG.	NDT-D-2 NDT-C-2	01-08-04	
552	IRD-0022-1-04	E-P	C5.51	MF-2	8	0.500	SA-106	GEL-1101	PT UT-45 DEG.	NDT-D-2 NDT-C-2	01-08-04	
553	IRD-0022-1-05	P-E	C5.51	MF-2	8	0.500	SA-106	GEL-1101	PT UT-45 DEG.	NDT-D-2 NDT-C-2	01-08-04	
554	IRD-0022-1-06	E-P	C5.51	MF-2	8	0.500	SA-106	GEL-1101	PT UT-45 DEG.	NDT-D-2 NDT-C-2	01-08-04	
555	IRD-0022-1-07	T-E	C5.51	MF-2	8	0.500	SA-106	GEL-1101	PT UT-45 DEG.	NDT-D-2 NDT-C-2	01-08-04	
556	IRD-0022-1-08	P-T	C5.51	MF-2	8	0.500	SA-106	GEL-1101	PT UT-45 DEG.	NDT-D-2 NDT-C-2	01-08-04	
557	IRD-0022-1-09	P-T	C5.51	MF-2	8	0.500	SA-106	GEL-1101	PT UT-45 DEG.	NDT-D-2 NDT-C-2	01-08-04	
558	IRD-0022-1-1	P-C	C5.51	MF-2	12	0.688	SA-106	GEL-1101	PT UT-45 DEG.	NDT-D-2 NDT-C-2	01-12-08	
559	IRD-0022-1-10	T-P	C5.51	MF-2	8	0.500	SA-106	GEL-1101	PT UT-45 DEG.	NDT-D-2 NDT-C-2	01-08-04	
560	IRD-0022-1-11	P-T	C5.51	MF-2	8	0.500	SA-106	GEL-1101	PT UT-45 DEG.	NDT-D-2 NDT-C-2	01-08-04	
561	IRD-0022-1-12	P-T	C5.51	MF-2	8	0.500	SA-106	GEL-1101	PT UT-45 DEG.	NDT-D-2 NDT-C-2	01-08-04	

NO.	COMPONENT I.D. NO.	COMP. FIG.	ITEM NO.	WELD TYPE	NOM. PIPE SIZE	NOM. THK.	MATL. SPEC.	DWG. NO.	EXAM TYPE	PROC. NO.	CAL. STD. NO.	NOTES
562	IRD-0022-1-13	T-P	C5.51	MF-2	8	0.500	SA-106	GEL-1101	PT UT-45 DEG.	NDT-D-2 NDT-C-2	01-08-04	
563	IRD-0022-1-14	P-T	C5.51	MF-2	8	0.500	SA-106	GEL-1101	PT UT-45 DEG.	NDT-D-2 NDT-C-2	01-08-04	
564	IRD-0022-1-15	P-T	C5.51	MF-2	8	0.500	SA-106	GEL-1101	PT UT-45 DEG.	NDT-D-2 NDT-C-2	01-08-04	
565	IRD-0022-1-16	T-P	C5.51	MF-2	8	0.500	SA-106	GEL-1101	PT UT-45 DEG.	NDT-D-2 NDT-C-2	01-08-04	
566	IRD-0022-1-17	P-T	C5.51	MF-2	8	0.500	SA-106	GEL-1101	PT UT-45 DEG.	NDT-D-2 NDT-C-2	01-08-04	
567	IRD-0022-1-18	P-T	C5.51	MF-2	8	0.500	SA-106	GEL-1101	PT UT-45 DEG.	NDT-D-2 NDT-C-2	01-08-04	
568	IRD-0022-1-19	T-P	C5.51	MF-2	8	0.500	SA-106	GEL-1101	PT UT-45 DEG.	NDT-D-2 NDT-C-2	01-08-04	
569	IRD-0022-1-20	P-T	C5.51	MF-2	8	0.500	SA-106	GEL-1101	PT UT-45 DEG.	NDT-D-2 NDT-C-2	01-08-04	
570	IRD-0022-1-21	P-T	C5.51	MF-2	8	0.500	SA-106	GEL-1101	PT UT-45 DEG.	NDT-D-2 NDT-C-2	01-08-04	
571	IRD-0022-1-22	T-P	C5.51	MF-2	8	0.500	SA-106	GEL-1101	PT UT-45 DEG.	NDT-D-2 NDT-C-2	01-08-04	
572	IRD-0022-1-23	P-T	C5.51	MF-2	8	0.500	SA-106	GEL-1101	PT UT-45 DEG.	NDT-D-2 NDT-C-2	01-08-04	

NO.	COMPONENT I.D. NO.	COMP. FIG.	ITEM NO.	WELD TYPE	NOM. PIPE SIZE	NOM. THK.	MATL. SPEC.	DWG. NO.	EXAM TYPE	PROC. NO.	CAL. STD. NO.	NOTES
573	IRD-0022-1-24	P-T	C5.51	MF-2	8	0.500	SA-106	GEL-1101	PT UT-45 DEG.	NDT-D-2 NDT-C-2	01-08-04	
574	IRD-0022-1-25	T-P	C5.51	MF-2	8	0.500	SA-106	GEL-1101	PT UT-45 DEG.	NDT-D-2 NDT-C-2	01-08-04	
575	IRD-0022-1-26	P-T	C5.51	MF-2	8	0.500	SA-106	GEL-1101	PT UT-45 DEG.	NDT-D-2 NDT-C-2	01-08-04	
576	IRD-0022-1-27	P-T	C5.51	MF-2	8	0.500	SA-106	GEL-1101	PT UT-45 DEG.	NDT-D-2 NDT-C-2	01-08-04	
577	IRD-0022-1-28	E-P	C5.51	MF-2	8	0.500	SA-106	GEL-1101	PT UT-45 DEG.	NDT-D-2 NDT-C-2	01-08-04	
578	IRD-0022-1-29	P-E	C5.51	MF-2	8	0.500	SA-106	GEL-1101	PT UT-45 DEG.	NDT-D-2 NDT-C-2	01-08-04	
579	IRD-0022-1-30	F-P	C5.51	MF-2	8	0.500	SA-106	GEL-1101	PT UT-45 DEG.	NDT-D-2 NDT-C-2	01-08-04	
580	IRD-0022-1-31	F-P	C5.51	MF-2	8	0.500	SA-106	GEL-1101	PT UT-45 DEG.	NDT-D-2 NDT-C-2	01-08-04	
581	IRD-0022-1-32	F-P	C5.51	MF-2	8	0.500	SA-106	GEL-1101	PT UT-45 DEG.	NDT-D-2 NDT-C-2	01-08-04	
582	IRD-0022-1-33	F-P	C5.51	MF-2	8	0.500	SA-106	GEL-1101	PT UT-45 DEG.	NDT-D-2 NDT-C-2	01-08-04	
583	IRD-0022-1-34	F-P	C5.51	MF-2	8	0.500	SA-106	GEL-1101	PT UT-45 DEG.	NDT-D-2 NDT-C-2	01-08-04	

NO.	COMPONENT I.D. NO.	COMP. FIG.	ITEM NO.	WELD TYPE	NOM. PIPE SIZE	NOM. THK.	MATL. SPEC.	DWG. NO.	EXAM TYPE	PROC. NO.	CAL. STD. NO.	NOTES
584	IRD-0022-1-35	F-P	C5.51	MF-2	8	0.500	SA-106	GEL-1101	PT UT-45 DEG.	NDT-D-2 NDT-C-2	01-08-04	
585	IRD-0022-1-36	F-P	C5.51	MF-2	8	0.500	SA-106	GEL-1101	PT UT-45 DEG.	NDT-D-2 NDT-C-2	01-08-04	
586	IRD-0022-1-37	F-P	C5.51	MF-2	8	0.500	SA-106	GEL-1101	PT UT-45 DEG.	NDT-D-2 NDT-C-2	01-08-04	
587	IRD-0022-2-01	P-C	C5.51	MF-2	12	0.688	SA-106	GEL-1102	PT UT-45 DEG.	NDT-D-2 NDT-C-2	01-12-08	
588	IRD-0022-2-02	R-P	C5.51	MF-2	12	0.688	SA-106	GEL-1102	PT UT-45 DEG.	NDT-D-2 NDT-C-2	01-12-08	
589	IRD-0022-2-02A	E-R	C5.51	MF-2	8	0.500	SA-106	GEL-1102	PT UT-45 DEG.	NDT-D-2 NDT-C-2	01-08-04	
590	IRD-0022-2-03	P-E	C5.51	MF-2	8	0.500	SA-106	GEL-1102	PT UT-45 DEG.	NDT-D-2 NDT-C-2	01-08-04	
591	IRD-0022-2-04	E-P	C5.51	MF-2	8	0.500	SA-106	GEL-1102	PT UT-45 DEG.	NDT-D-2 NDT-C-2	01-08-04	
592	IRD-0022-2-05	P-E	C5.51	MF-2	8	0.500	SA-106	GEL-1102	PT UT-45 DEG.	NDT-D-2 NDT-C-2	01-08-04	
593	IRD-0022-2-06	T-P	C5.51	MF-2	8	0.500	SA-106	GEL-1102	PT UT-45 DEG.	NDT-D-2 NDT-C-2	01-08-04	
594	IRD-0022-2-07	T-P	C5.51	MF-2	8	0.500	SA-106	GEL-1102	PT UT-45 DEG.	NDT-D-2 NDT-C-2	01-08-04	

NO.	COMPONENT I.D. NO.	COMP. FIG.	ITEM NO.	WELD TYPE	NOM. PIPE SIZE	NOM. THK.	MATL. SPEC.	DWG. NO.	EXAM TYPE	PROC. NO.	CAL. STD. NO.	NOTES
595	IRD-0022-2-08	P-T	C5.51	MF-2	8	0.500	SA-106	GEL-1102	PT UT-45 DEG.	NDT-D-2 NDT-C-2	01-08-04	
596	IRD-0022-2-09	T-P	C5.51	MF-2	8	0.500	SA-106	GEL-1102	PT UT-45 DEG.	NDT-D-2 NDT-C-2	01-08-04	
597	IRD-0022-2-10	P-T	C5.51	MF-2	8	0.500	SA-106	GEL-1102	PT UT-45 DEG.	NDT-D-2 NDT-C-2	01-08-04	
598	IRD-0022-2-11	T-T	C5.51	MF-2	8	0.500	SA-106	GEL-1102	PT UT-45 DEG.	NDT-D-2 NDT-C-2	01-08-04	
599	IRD-0022-2-12	P-T	C5.51	MF-2	8	0.500	SA-106	GEL-1102	PT UT-45 DEG.	NDT-D-2 NDT-C-2	01-08-04	
600	IRD-0022-2-13	P-T	C5.51	MF-2	8	0.500	SA-106	GEL-1102	PT UT-45 DEG.	NDT-D-2 NDT-C-2	01-08-04	
601	IRD-0022-2-14	E-P	C5.51	MF-2	8	0.500	SA-106	GEL-1102	PT UT-45 DEG.	NDT-D-2 NDT-C-2	01-08-04	
602	IRD-0022-2-15	P-E	C5.51	MF-2	8	0.500	SA-106	GEL-1102	PT UT-45 DEG.	NDT-D-2 NDT-C-2	01-08-04	
603	IRD-0022-2-16	E-P	C5.51	MF-2	8	0.500	SA-106	GEL-1102	PT UT-45 DEG.	NDT-D-2 NDT-C-2	01-08-04	
604	IRD-0022-2-17	P-E	C5.51	MF-2	8	0.500	SA-106	GEL-1102	PT UT-45 DEG.	NDT-D-2 NDT-C-2	01-08-04	
605	IRD-0022-2-18	T-P	C5.51	MF-2	8	0.500	SA-106	GEL-1102	PT UT-45 DEG.	NDT-D-2 NDT-C-2	01-08-04	

NO.	COMPONENT I.D. NO.	COMP. FIG.	ITEM NO.	WELD TYPE	NOM. PIPE SIZE	NOM. THK.	MATL. SPEC.	DRG. NO.	EXAM TYPE	PROC. NO.	CAL. STD. NO.	NOTES
606	IRD-0022-2-19	P-T	C5.51	MF-2	8	0.500	SA-106	GEL-1102	PT UT-45 DEG.	NDT-D-2 NDT-C-2	01-08-04	
607	IRD-0022-2-20	P-T	C5.51	MF-2	8	0.500	SA-106	GEL-1102	PT UT-45 DEG.	NDT-D-2 NDT-C-2	01-08-04	
608	IRD-0022-2-21	T-P	C5.51	MF-2	8	0.500	SA-106	GEL-1102	PT UT-45 DEG.	NDT-D-2 NDT-C-2	01-08-04	
609	IRD-0022-2-22	P-T	C5.51	MF-2	8	0.500	SA-106	GEL-1102	PT UT-45 DEG.	NDT-D-2 NDT-C-2	01-08-04	
610	IRD-0022-2-23	P-T	C5.51	MF-2	8	0.500	SA-106	GEL-1102	PT UT-45 DEG.	NDT-D-2 NDT-C-2	01-08-04	
611	IRD-0022-2-24	E-P	C5.51	MF-2	8	0.500	SA-106	GEL-1102	PT UT-45 DEG.	NDT-D-2 NDT-C-2	01-08-04	
612	IRD-0022-2-25	P-E	C5.51	MF-2	8	0.500	SA-106	GEL-1102	PT UT-45 DEG.	NDT-D-2 NDT-C-2	01-08-04	
613	IRD-0022-2-26	T-P	C5.51	MF-2	8	0.500	SA-106	GEL-1102	PT UT-45 DEG.	NDT-D-2 NDT-C-2	01-08-04	
614	IRD-0022-2-27	P-T	C5.51	MF-2	8	0.500	SA-106	GEL-1102	PT UT-45 DEG.	NDT-D-2 NDT-C-2	01-08-04	
615	IRD-0022-2-28	P-T	C5.51	MF-2	8	0.500	SA-106	GEL-1102	PT UT-45 DEG.	NDT-D-2 NDT-C-2	01-08-04	
616	IRD-0022-2-28A	P-P	C5.51	MF-2	8	0.500	SA-106	GEL-1102	PT UT-45 DEG.	NDT-D-2 NDT-C-2	01-08-04	

NO.	COMPONENT I.D. NO.	COMP. FIG.	ITEM NO.	WELD TYPE	NOM. PIPE SIZE	NOM. THK.	MATL. SPEC.	DWG. NO.	EXAM TYPE	PROC. NO.	CAL. STD. NO.	NOTES
617	IRD-0022-2-29	T-P	C5.51	MF-2	8	0.500	SA-106	GEL-1102	PT UT-45 DEG.	NDT-D-2 NDT-C-2	01-08-04	
618	IRD-0022-2-30	P-T	C5.51	MF-2	8	0.500	SA-106	GEL-1102	PT UT-45 DEG.	NDT-D-2 NDT-C-2	01-08-04	
619	IRD-0022-2-30A	P-P	C5.51	MF-2	8	0.500	SA-106	GEL-1102	PT UT-45 DEG.	NDT-D-2 NDT-C-2	01-08-04	
620	IRD-0022-2-31	P-T	C5.51	MF-2	8	0.500	SA-106	GEL-1102	PT UT-45 DEG.	NDT-D-2 NDT-C-2	01-08-04	
621	IRD-0022-2-32	E-P	C5.51	MF-2	8	0.500	SA-106	GEL-1102	PT UT-45 DEG.	NDT-D-2 NDT-C-2	01-08-04	
622	IRD-0022-2-33	P-E	C5.51	MF-2	8	0.500	SA-106	GEL-1102	PT UT-45 DEG.	NDT-D-2 NDT-C-2	01-08-04	
623	IRD-0022-2-33A	P-P	C5.51	MF-2	8	0.500	SA-106	GEL-1102	PT UT-45 DEG.	NDT-D-2 NDT-C-2	01-08-04	
624	IRD-0022-2-34	F-P	C5.51	MF-2	8	0.500	SA-106	GEL-1102	PT UT-45 DEG.	NDT-D-2 NDT-C-2	01-08-04	
625	IRD-0022-2-35	F-P	C5.51	MF-2	8	0.500	SA-106	GEL-1102	PT UT-45 DEG.	NDT-D-2 NDT-C-2	01-08-04	
626	IRD-0022-2-36	F-P	C5.51	MF-2	8	0.500	SA-106	GEL-1102	PT UT-45 DEG.	NDT-D-2 NDT-C-2	01-08-04	
627	IRD-0022-2-37	F-P	C5.51	MF-2	8	0.500	SA-106	GEL-1102	PT UT-45 DEG.	NDT-D-2 NDT-C-2	01-08-04	

NO.	COMPONENT I.D. NO.	COMP. FIG.	ITEM NO.	WELD TYPE	NOM. PIPE SIZE	NOM. THK.	MATL. SPEC.	DWG. NO.	EXAM TYPE	PROC. NO.	CAL. STD. NO.	NOTES
628	IRD-0022-2-38	F-P	C5.51	MF-2	8	0.500	SA-106	GEL-1102	PT UT-45 DEG.	NDT-D-2 NDT-C-2	01-08-04	
629	IRD-0022-2-39	F-P	C5.51	MF-2	8	0.500	SA-106	GEL-1102	PT UT-45 DEG.	NDT-D-2 NDT-C-2	01-08-04	
630	IRD-0022-2-40	F-P	C5.51	MF-2	8	0.500	SA-106	GEL-1102	PT UT-45 DEG.	NDT-D-2 NDT-C-2	01-08-04	
631	IRD-0022-2-41	F-P	C5.51	MF-2	8	0.500	SA-106	GEL-1102	PT UT-45 DEG.	NDT-D-2 NDT-C-2	01-08-04	
632	IRH-1001-01	P-V	C5.51	MF-2	12	0.406	307LS A906LS	IRH-1001	PT UT-45 DEG.	NDT-D-2 NDT-C-2	01-12-01	
633	IRH-1002-01	E-V	C5.51	MF-2	12	0.406	307LS 901LS	IRH-1002	PT UT-45 DEG.	NDT-D-2 NDT-C-2	01-12-01	
634	IRH-1003-01	E-V	C5.51	MF-2	12	0.406	307LS 901LS	IRH-1003	PT UT-45 DEG.	NDT-D-2 NDT-C-2	01-12-01	
635	IRH-1004-01	P-V	C5.51	MF-2	12	0.406	307LS 901LS	IRH-1004	PT UT-45 DEG.	NDT-D-2 NDT-C-2	01-12-01	
636	IRH-1005-01	E-V	C5.51	MF-2	12	0.406	307LS 906LS	IRH-1005	PT UT-45 DEG.	NDT-D-2 NDT-C-2	01-12-01	
637	IRH-1006-01	E-T	C5.51	MF-2	18	0.562	307LS	IRH-1006	PT UT-45 DEG.	NDT-D-2 NDT-C-2	01-18-01	
638	IRH-1006-05	T-P	C5.51	MF-2	18	0.562	307LS	IRH-1006	PT UT-45 DEG.	NDT-D-2 NDT-C-2	01-16-01	

NO.	COMPONENT I.D. NO.	COMP. FIG.	ITEM NO.	WELD TYPE	NOM. PIPE SIZE	NOM. THK.	MATL. SPEC.	DRG. NO.	EXAM TYPE	PROC. NO.	CAL. STD. NO.	NOTES
639	IRH-1006-14	P-E	C5.51	MF-2	18	0.562	307LS	IRH-1006	PT UT-45 DEG.	NDT-D-2 NDT-C-2	01-18-01	
640	IRH-1006-16	E-P	C5.51	MF-2	18	0.562	307LS	IRH-1006	PT UT-45 DEG.	NDT-D-2 NDT-C-2	01-18-01	
641	IRH-1006-18	P-E	C5.51	MF-2	18	0.562	307LS	IRH-1006	PT UT-45 DEG.	NDT-D-2 NDT-C-2	01-18-01	
642	IRH-1006-19	E-T	C5.51	MF-2	18	0.562	307LS	IRH-1006	PT UT-45 DEG.	NDT-D-2 NDT-C-2	01-18-01	
643	IRH-1006-20	T-R	C5.51	MF-2	18	0.562	307LS	IRH-1006	PT UT-45 DEG.	NDT-D-2 NDT-C-2	01-18-01	
644	IRH-1006-21	R-P	C5.51	MF-2	12	0.406	307LS	IRH-1006	PT UT-45 DEG.	NDT-D-2 NDT-C-2	01-12-01	
645	IRH-1006-24	P-E	C5.51	MF-2	12	0.406	307LS	IRH-1006	PT UT-45 DEG.	NDT-D-2 NDT-C-2	01-12-01	
646	IRH-1006-25	E-P	C5.51	MF-2	12	0.406	307LS	IRH-1006	PT UT-45 DEG.	NDT-D-2 NDT-C-2	01-12-01	
647	IRH-1006-27	P-E	C5.51	MF-2	12	0.406	307LS	IRH-1006	PT UT-45 DEG.	NDT-D-2 NDT-C-2	01-12-01	
648	IRH-1006-29	E-P	C5.51	MF-2	12	0.406	307LS	IRH-1006	PT UT-45 DEG.	NDT-D-2 NDT-C-2	01-12-01	
649	IRH-1006-31	P-E	C5.51	MF-2	12	0.406	307LS	IRH-1006	PT UT-45 DEG.	NDT-D-2 NDT-C-2	01-12-01	

NO.	COMPONENT I.D. NO.	COMP. FIG.	ITEM NO.	WELD TYPE	NOM. PIPE SIZE	NOM. THK.	MATL. SPEC.	DWG. NO.	EXAM TYPE	PROC. NO.	CAL. STD. NO.	NOTES
650	IRH-1006-32	E-P	C5.51	MF-2	12	0.406	307LS	IRH-1006	PT UT-45 DEG.	NDT-D-2 NDT-C-2	01-12-01	
651	IRH-1006-35	T-P	C5.51	MF-2	16	0.500	307LS	IRH-1006	PT UT-45 DEG.	NDT-D-2 NDT-C-2	01-16-01	
652	IRH-1006-36	P-E	C5.51	MF-2	16	0.500	307LS	IRH-1006	PT UT-45 DEG.	NDT-D-2 NDT-C-2	01-16-01	
653	IRH-1006-40	E-P	C5.51	MF-2	16	0.500	307LS	IRH-1006	PT UT-45 DEG.	NDT-D-2 NDT-C-2	01-16-01	
654	IRH-1006-42	P-E	C5.51	MF-2	16	0.500	307LS	IRH-1006	PT UT-45 DEG.	NDT-D-2 NDT-C-2	01-16-01	
655	IRH-1006-45	E-P	C5.51	MF-2	16	0.500	307LS	IRH-1006	PT UT-45 DEG.	NDT-D-2 NDT-C-2	01-16-01	
656	IRH-1006-54	P-V	C5.51	MF-2	16	0.500	307LS	IRH-1006	PT UT-45 DEG.	NDT-D-2 NDT-C-2	01-16-01	
657	IRH-1006-54A	V-E	C5.51	MF-2	16	0.500	307LS	IRH-1006	PT UT-45 DEG.	NDT-D-2 NDT-C-2	01-16-01	
658	IRH-1006-54B	E-P	C5.51	MF-2	16	0.500	307LS	IRH-1006	PT UT-45 DEG.	NDT-D-2 NDT-C-2	01-16-01	
659	IRH-1006-55A	P-F	C5.51	MF-2	16	0.500	307LS	IRH-1006	PT UT-45 DEG.	NDT-D-2 NDT-C-2	01-16-01	
660	IRH-1006-57	T-P	C5.51	MF-2	16	0.500	307LS	IRH-1006	PT UT-45 DEG.	NDT-D-2 NDT-C-2	01-16-01	

NO.	COMPONENT I.D. NO.	COMP. FIG.	ITEM NO.	WELD TYPE	NOM. PIPE SIZE	NOM. THK.	MATL. SPEC.	DWG. NO.	EXAM TYPE	PROC. NO.	CAL. STD. NO.	NOTES
661	IRH-1006-63	P-E	C5.51	MF-2	16	0.500	307LS	IRH-1006	PT UT-45 DEG.	NDT-D-2 NDT-C-2	01-16-01	
662	IRH-1006-65	E-P	C5.51	MF-2	16	0.500	307LS	IRH-1006	PT UT-45 DEG.	NDT-D-2 NDT-C-2	01-16-01	
663	IRH-1006-67	P-E	C5.51	MF-2	16	0.500	307LS	IRH-1006	PT UT-45 DEG.	NDT-D-2 NDT-C-2	01-16-01	
664	IRH-1007-02	F-E	C5.51	MF-2	14	0.438	307LS	IRH-1007	PT UT-45 DEG.	NDT-D-2 NDT-C-2	01-14-03	
665	IRH-1007-03	E-P	C5.51	MF-2	18	0.562	307LS	IRH-1007	PT UT-45 DEG.	NDT-D-2 NDT-C-2	01-18-01	
666	IRH-1007-04	P-W	C5.81	MF-2	18	0.562	307LS	IRH-1007	PT	NDT-D-2	N/A	
667	IRH-1007-05	W-P	C5.51	MF-2	8	0.322	307LS	IRH-1007	N/A	N/A	N/A	INCLUDED IN POPULATION BUT NOT EXAMINED DUE TO WALL THICK. < 3/8"
668	IRH-1007-06	P-E	C5.51	MF-2	8	0.322	307LS	IRH-1007	N/A	N/A	N/A	INCLUDED IN POPULATION BUT NOT EXAMINED DUE TO WALL THICK. < 3/8"
669	IRH-1007-07	E-R	C5.51	MF-2	8	0.322	307LS	IRH-1007	N/A	N/A	N/A	INCLUDED IN POPULATION BUT NOT EXAMINED DUE TO WALL THICK. < 3/8"
670	IRH-1007-07A	P-V	C5.51	MF-2	8	0.322	307LS	IRH-1007	N/A	N/A	N/A	INCLUDED IN POPULATION BUT NOT EXAMINED DUE TO WALL THICK. < 3/8"
671	IRH-1007-13	P-F	C5.51	MF-2	18	0.562	307LS	IRH-1007	PT UT-45 DEG.	NDT-D-2 NDT-C-2	01-18-01	

NO.	COMPONENT I.D. NO.	COMP. FIG.	ITEM NO.	WELD TYPE	NOM. PIPE SIZE	NOM. THK.	MATL. SPEC.	DWG. NO.	EXAM TYPE	PROC. NO.	CAL. STD. NO.	NOTES
672	IRH-1007-16	F-P	C5.51	MF-2	18	0.562	307LS	IRH-1007	PT UT-45 DEG.	NDT-D-2 NDT-C-2	01-18-01	
673	IRH-1007-20	P-P	C5.51	MF-2	18	0.562	307LS	IRH-1007	PT UT-45 DEG.	NDT-D-2 NDT-C-2	01-18-01	
674	IRH-1007-22	P-P	C5.51	MF-2	18	0.562	307LS	IRH-1007	PT UT-45 DEG.	NDT-D-2 NDT-C-2	01-18-01	
675	IRH-1007-24	P-P	C5.51	MF-2	18	0.562	307LS	IRH-1007	PT UT-45 DEG.	NDT-D-2 NDT-C-2	01-18-01	
676	IRH-1007-28	P-V	C5.51	MF-2	18	0.562	307LS	IRH-1007	PT UT-45 DEG.	NDT-D-2 NDT-C-2	01-18-01	
677	IRH-1007-29	V-E	C5.51	MF-2	18	0.562	307LS	IRH-1007	PT UT-45 DEG.	NDT-D-2 NDT-C-2	01-18-01	
678	IRH-1007-31	E-P	C5.51	MF-2	18	0.562	307LS	IRH-1007	PT UT-45 DEG.	NDT-D-2 NDT-C-2	01-18-01	
679	IRH-1007-39	P-E	C5.51	MF-2	18	0.562	307LS	IRH-1007	PT UT-45 DEG.	NDT-D-2 NDT-C-2	01-18-01	
680	IRH-1007-40	E-P	C5.51	MF-2	18	0.562	307LS	IRH-1007	PT UT-45 DEG.	NDT-D-2 NDT-C-2	01-18-01	
681	IRH-1007-41	P-T	C5.51	MF-2	18	0.562	307LS	IRH-1007	PT UT-45 DEG.	NDT-D-2 NDT-C-2	01-18-01	
682	IRH-1007-42	T-P	C5.51	MF-2	18	0.562	307LS	IRH-1007	PT UT-45 DEG.	NDT-D-2 NDT-C-2	01-18-01	

NO.	COMPONENT I.D. NO.	COMP. FIG.	ITEM NO.	WELD TYPE	NOM. PIPE SIZE	NOM. THK.	MATL. SPEC.	DWG. NO.	EXAM TYPE	PROC. NO.	CAL. STD. NO.	NOTES
683	IRH-1007-46	P-V	C5.51	MF-2	18	0.562	307LS	IRH-1007	PT UT-45 DEG.	NDT-D-2 NDT-C-2	01-18-01	
684	IRH-1007-47	V-P	C5.51	MF-2	18	0.562	307LS	IRH-1007	PT UT-45 DEG.	NDT-D-2 NDT-C-2	01-18-01	
685	IRH-1007-50	P-T	C5.51	MF-2	18	0.562	307LS	IRH-1007	PT UT-45 DEG.	NDT-D-2 NDT-C-2	01-18-01	
686	IRH-1007-51	T-P	C5.51	MF-2	18	0.562	307LS	IRH-1007	PT UT-45 DEG.	NDT-D-2 NDT-C-2	01-18-01	
687	IRH-1007-52	E-T	C5.51	MF-2	18	0.562	307LS	IRH-1007	PT UT-45 DEG.	NDT-D-2 NDT-C-2	01-18-01	
688	IRH-1007-55	T-E	C5.51	MF-2	18	0.562	307LS	IRH-1007	PT UT-45 DEG.	NDT-D-2 NDT-C-2	01-18-01	
689	IRH-1007-60	P-E	C5.51	MF-2	18	0.562	307LS	IRH-1007	PT UT-45 DEG.	NDT-D-2 NDT-C-2	01-18-01	
690	IRH-1007-61	E-P	C5.51	MF-2	18	0.562	307LS	IRH-1007	PT UT-45 DEG.	NDT-D-2 NDT-C-2	01-18-01	
691	IRH-1007-64	P-E	C5.51	MF-2	18	0.562	307LS	IRH-1007	PT UT-45 DEG.	NDT-D-2 NDT-C-2	01-18-01	
692	IRH-1007-67	E-N	C5.51	MF-2	18	0.562	307LS	IRH-1007	PT UT-45 DEG.	NDT-D-2 NDT-C-2	01-18-01	
693	IRH-1007-68A	T-P	C5.51	MF-2	18	0.562	307LS	IRH-1007	PT UT-45 DEG.	NDT-D-2 NDT-C-2	01-18-01	

NO.	COMPONENT I.D. NO.	COMP. FIG.	ITEM NO.	WELD TYPE	NOM. PIPE SIZE	NOM. THK.	MATL. SPEC.	DWG. NO.	EXAM TYPE	PROC. NO.	CAL. STD. NO.	NOTES
694	IRH-1007-70	P-E	C5.51	MF-2	18	0.562	307LS	IRH-1007	PT UT-45 DEG.	NDT-D-2 NDT-C-2	01-18-01	
695	IRH-1007-72	E-P	C5.51	MF-2	18	0.562	307LS	IRH-1007	PT UT-45 DEG.	NDT-D-2 NDT-C-2	01-18-01	
696	IRH-1007-72A	P-P	C5.51	MF-2	18	0.562	307LS	IRH-1007	PT UT-0 DEG. UT-45 DEG.	NDT-D-2 NDT-C-2	01-18-01	
697	IRH-1007-72B	P-P	C5.51	MF-2	18	0.562	307LS	IRH-1007	PT UT-0 DEG. UT-45 DEG.	NDT-D-2 NDT-C-2	01-18-01	
698	IRH-1007-74	P-E	C5.51	MF-2	18	0.562	307LS	IRH-1007	PT UT-45 DEG.	NDT-D-2 NDT-C-2	01-18-01	
699	IRH-1007-77	E-V	C5.51	MF-2	18	0.562	307LS	IRH-1007	PT UT-45 DEG.	NDT-D-2 NDT-C-2	01-18-01	
700	IRH-1008-01	E-P	C5.51	MF-2	16	0.500	307LS	IRH-1008	PT UT-45 DEG.	NDT-D-2 NDT-C-2	01-16-01	
701	IRH-1008-03	P-T	C5.51	MF-2	16	0.500	307LS	IRH-1008	PT UT-45 DEG.	NDT-D-2 NDT-C-2	01-16-01	
702	IRH-1008-04	T-P	C5.51	MF-2	16	0.500	307LS	IRH-1008	PT UT-45 DEG.	NDT-D-2 NDT-C-2	01-16-01	
703	IRH-1008-05	T-P	C5.51	MF-2	16	0.500	307LS	IRH-1008	PT UT-45 DEG.	NDT-D-2 NDT-C-2	01-16-01	
704	IRH-1008-09	P-R	C5.51	MF-2	16	0.500	307LS	IRH-1008	PT UT-45 DEG.	NDT-D-2 NDT-C-2	01-16-01	

NO.	COMPONENT I.D. NO.	COMP. FIG.	ITEM NO.	WELD TYPE	NOM. PIPE SIZE	NOM. THK.	MATL. SPEC.	DWG. NO.	EXAM TYPE	PROC. NO.	CAL. STD. NO.	NOTES
705	IRH-1008-11	R-E	C5.51	MF-2	12	0.406	307LS	IRH-1008	PT UT-45 DEG.	NDT-D-2 NDT-C-2	01-12-01	
706	IRH-1008-12	E-P	C5.51	MF-2	12	0.406	307LS	IRH-1008	PT UT-45 DEG.	NDT-D-2 NDT-C-2	01-12-01	
707	IRH-1008-14	P-E	C5.51	MF-2	12	0.406	307LS	IRH-1008	PT UT-45 DEG.	NDT-D-2 NDT-C-2	01-12-01	
708	IRH-1008-15	E-P	C5.51	MF-2	12	0.406	307LS	IRH-1008	PT UT-45 DEG.	NDT-D-2 NDT-C-2	01-12-01	
709	IRH-1008-23	P-E	C5.51	MF-2	12	0.406	307LS	IRH-1008	PT UT-45 DEG.	NDT-D-2 NDT-C-2	01-12-01	
710	IRH-1008-23A	P-P	C5.51	MF-2	12	0.406	307LS	IRH-1008	PT UT-0 DEG. UT-45 DEG.	NDT-D-2 NDT-C-2	01-12-01	
711	IRH-1008-24	P-E	C5.51	MF-2	16	0.500	307LS	IRH-1008	PT UT-45 DEG.	NDT-D-2 NDT-C-2	01-16-01	
712	IRH-1008-28	E-E	C5.51	MF-2	16	0.500	307LS	IRH-1008	PT UT-45 DEG.	NDT-D-2 NDT-C-2	01-16-01	
713	IRH-1008-33	E-V	C5.51	MF-2	16	0.500	307LS	IRH-1008	PT UT-45 DEG.	NDT-D-2 NDT-C-2	01-16-01	
714	IRH-1008-34	V-P	C5.51	MF-2	16	0.500	307LS	IRH-1008	PT UT-45 DEG.	NDT-D-2 NDT-C-2	01-16-01	
715	IRH-1008-37	P-N	C5.81	MF-2	16	0.500	307LS	IRH-1008	PT	NDT-D-2	N/A	

NO.	COMPONENT I.D. NO.	COMP. FIG.	ITEM NO.	WELD TYPE	NOM. PIPE SIZE	NOM. THK.	MATL. SPEC.	DWG. NO.	EXAM TYPE	PROC. NO.	CAL. STD. NO.	NOTES
716	IRH-1008-38	W-F	C5.51	MF-2	10	0.365	307LS	IRH-1008	N/A	N/A	N/A	INCLUDED IN POPULATION BUT NOT EXAMINED DUE TO WALL THICK. < 3/8"
717	IRH-1008-45	P-V	C5.51	MF-2	16	0.500	307LS	IRH-1008	PT UT-45 DEG.	NDT-D-2 NDT-C-2	01-16-01	
718	IRH-1008-46	V-P	C5.51	MF-2	16	0.500	307LS	IRH-1008	PT UT-45 DEG.	NDT-D-2 NDT-C-2	01-16-01	
719	IRH-1008-49	P-E	C5.51	MF-2	16	0.500	307LS	IRH-1008	PT UT-45 DEG.	NDT-D-2 NDT-C-2	01-16-01	
720	IRH-1008-50	E-P	C5.51	MF-2	16	0.500	307LS	IRH-1008	PT UT-45 DEG.	NDT-D-2 NDT-C-2	01-16-01	
721	IRH-1008-50A	P-P	C5.51	MF-2	16	0.500	307LS	IRH-1008	PT UT-0 DEG. UT-45 DEG.	NDT-D-2 NDT-C-2	01-16-01	
722	IRH-1008-56	P-E	C5.51	MF-2	16	0.500	307LS	IRH-1008	PT UT-45 DEG.	NDT-D-2 NDT-C-2	01-16-01	
723	IRH-1008-57	E-P	C5.51	MF-2	16	0.500	307LS	IRH-1008	PT UT-45 DEG.	NDT-D-2 NDT-C-2	01-16-01	
724	IRH-1008-58	P-E	C5.51	MF-2	16	0.500	307LS	IRH-1008	PT UT-45 DEG.	NDT-D-2 NDT-C-2	01-16-01	
725	IRH-1008-59	E-T	C5.51	MF-2	16	0.500	307LS	IRH-1008	PT UT-45 DEG.	NDT-D-2 NDT-C-2	01-16-01	
726	IRH-1008-60	T-R	C5.51	MF-2	16	0.500	307LS	IRH-1008	PT UT-45 DEG.	NDT-D-2 NDT-C-2	01-16-01	

NO.	COMPONENT I.D. NO.	COMP. FIG.	ITEM NO.	WELD TYPE	NOM. PIPE SIZE	NOM. THK.	MATL. SPEC.	DWG. NO.	EXAM TYPE	PROC. NO.	CAL. STD. NO.	NOTES
727	IRH-1008-63	R-P	C5.51	MF-2	10	0.365	307LS	IRH-1008	N/A	N/A	N/A	INCLUDED IN POPULATION BUT NOT EXAMINED DUE TO WALL THICK. < 3/8"
728	IRH-1008-64	T-R	C5.51	MF-2	16	0.500	307LS	IRH-1008	PT UT-45 DEG.	NDT-D-2 NDT-C-2	01-16-01	
729	IRH-1008-65	R-P	C5.51	MF-2	10	0.365	307LS	IRH-1008	N/A	N/A	N/A	INCLUDED IN POPULATION BUT NOT EXAMINED DUE TO WALL THICK. < 3/8"
730	IRH-1009-01	E-P	C5.51	MF-2	16	0.500	307LS	IRH-1009	PT UT-45 DEG.	NDT-D-2 NDT-C-2	01-16-01	
731	IRH-1009-02	P-E	C5.51	MF-2	16	0.500	307LS	IRH-1009	PT UT-45 DEG.	NDT-D-2 NDT-C-2	01-16-01	
732	IRH-1009-03	E-P	C5.51	MF-2	16	0.500	307LS	IRH-1009	PT UT-45 DEG.	NDT-D-2 NDT-C-2	01-16-01	
733	IRH-1009-04	P-P	C5.51	MF-2	16	0.500	307LS	IRH-1009	PT UT-45 DEG.	NDT-D-2 NDT-C-2	01-16-01	
734	IRH-1009-10	P-P	C5.51	MF-2	16	0.500	307LS	IRH-1009	PT UT-45 DEG.	NDT-D-2 NDT-C-2	01-16-01	
735	IRH-1009-12	P-E	C5.51	MF-2	16	0.500	307LS	IRH-1009	PT UT-45 DEG.	NDT-D-2 NDT-C-2	01-16-01	
736	IRH-1009-13	E-P	C5.51	MF-2	16	0.500	307LS	IRH-1009	PT UT-45 DEG.	NDT-D-2 NDT-C-2	01-16-01	
737	IRH-1009-17	P-E	C5.51	MF-2	16	0.500	307LS	IRH-1009	PT UT-45 DEG.	NDT-D-2 NDT-C-2	01-16-01	

NO.	COMPONENT I.D. NO.	COMP. FIG.	ITEM NO.	WELD TYPE	NOM. PIPE SIZE	NOM. THK.	MATL. SPEC.	DWG. NO.	EXAM TYPE	PROC. NO.	CAL. STD. NO.	NOTES
738	IRH-1009-20	E-P	C5.51	MF-2	16	0.500	307LS	IRH-1009	PT UT-45 DEG.	NDT-D-2 NDT-C-2	01-16-01	
739	IRH-1009-23	P-E	C5.51	MF-2	16	0.500	307LS	IRH-1009	PT UT-45 DEG.	NDT-D-2 NDT-C-2	01-16-01	
740	IRH-1009-24	E-P	C5.51	MF-2	16	0.500	307LS	IRH-1009	PT UT-45 DEG.	NDT-D-2 NDT-C-2	01-16-01	
741	IRH-1009-38	P-E	C5.51	MF-2	16	0.500	307LS	IRH-1009	PT UT-45 DEG.	NDT-D-2 NDT-C-2	01-16-01	
742	IRH-1010-02	F-P	C5.51	MF-2	24	0.688	307LS	IRH-1010	PT UT-45 DEG.	NDT-D-2 NDT-C-2	01-24-02	
743	IRH-1010-03	E-P	C5.51	MF-2	24	0.688	307LS	IRH-1010	PT UT-45 DEG.	NDT-D-2 NDT-C-2	01-24-02	
744	IRH-1010-06	P-V	C5.51	MF-2	24	0.688	307LS	IRH-1010	PT UT-45 DEG.	NDT-D-2 NDT-C-2	01-24-02	
745	IRH-1010-07	V-E	C5.51	MF-2	24	0.688	307LS	IRH-1010	PT UT-45 DEG.	NDT-D-2 NDT-C-2	01-24-02	
746	IRH-1010-11	E-P	C5.51	MF-2	24	0.688	307LS	IRH-1010	PT UT-45 DEG.	NDT-D-2 NDT-C-2	01-24-02	
747	IRH-1010-18	P-T	C5.51	MF-2	24	0.688	307LS	IRH-1010	PT UT-45 DEG.	NDT-D-2 NDT-C-2	01-24-02	
748	IRH-1010-19	T-E	C5.51	MF-2	24	0.688	307LS	IRH-1010	PT UT-45 DEG.	NDT-D-2 NDT-C-2	01-24-02	

NO.	COMPONENT I.D. NO.	COMP. FIG.	ITEM NO.	WELD TYPE	NOM. PIPE SIZE	NOM. THK.	MATL. SPEC.	DWG. NO.	EXAM TYPE	PROC. NO.	CAL. STD. NO.	NOTES
749	IRH-1010-20	T-E	C5.51	MF-2	24	0.688	307LS	IRH-1010	PT UT-45 DEG.	NDT-D-2 NDT-C-2	01-24-02	
750	IRH-1010-23	E-F	C5.51	MF-2	24	0.688	307LS	IRH-1010	PT UT-45 DEG.	NDT-D-2 NDT-C-2	01-24-02	
751	IRH-1010-26	E-P	C5.51	MF-2	24	0.688	307LS	IRH-1010	PT UT-45 DEG.	NDT-D-2 NDT-C-2	01-24-02	
752	IRH-1010-28	P-E	C5.51	MF-2	24	0.688	307LS	IRH-1010	PT UT-45 DEG.	NDT-D-2 NDT-C-2	01-24-02	
753	IRH-1010-30	E-E	C5.51	MF-2	24	0.688	307LS	IRH-1010	PT UT-45 DEG.	NDT-D-2 NDT-C-2	01-24-02	
754	IRH-1010-31	E-E	C5.51	MF-2	24	0.688	307LS	IRH-1010	PT UT-45 DEG.	NDT-D-2 NDT-C-2	01-24-02	
755	IRH-1010-34	E-P	C5.51	MF-2	24	0.688	307LS	IRH-1010	PT UT-45 DEG.	NDT-D-2 NDT-C-2	01-24-02	
756	IRH-1010-35	P-T	C5.51	MF-2	24	0.688	307LS	IRH-1010	PT UT-45 DEG.	NDT-D-2 NDT-C-2	01-24-02	
757	IRH-1010-37	T-P	C5.51	MF-2	24	0.688	307LS	IRH-1010	PT UT-45 DEG.	NDT-D-2 NDT-C-2	01-24-02	
758	IRH-1010-39	T-V	C5.51	MF-2	18	0.562	307LS	IRH-1010	PT UT-45 DEG.	NDT-D-2 NDT-C-2	01-18-01	
759	IRH-1010-40	V-P	C5.51	MF-2	18	0.562	307LS	IRH-1010	PT UT-45 DEG.	NDT-D-2 NDT-C-2	01-18-01	

NO.	COMPONENT I.D. NO.	COMP. FIG.	ITEM NO.	WELD TYPE	NOM. PIPE SIZE	NOM. THK.	MATL. SPEC.	DWG. NO.	EXAM TYPE	PROC. NO.	CAL. STD. NO.	NOTES
760	IRH-1010-45	P-F	C5.51	MF-2	24	0.688	307LS	IRH-1010	PT UT-45 DEG.	NDT-D-2 NDT-C-2	01-24-02	
761	IRH-1010-47	F-P	C5.51	MF-2	24	0.688	105LS	IRH-1010	PT UT-45 DEG.	NDT-D-2 NDT-C-2	01-24-02	SEE RELIEF REQUEST RI 12
762	IRH-1010-51	P-F	C5.51	MF-2	24	0.688	105LS	IRH-1010	PT UT-45 DEG.	NDT-D-2 NDT-C-2	01-24-02	SEE RELIEF REQUEST RI 12
763	IRH-1011-02	F-E	C5.51	MF-2	24	0.688	307LS	IRH-1011	PT UT-45 DEG.	NDT-D-2 NDT-C-2	01-24-02	
764	IRH-1011-03	E-P	C5.51	MF-2	24	0.688	307LS	IRH-1011	PT UT-45 DEG.	NDT-D-2 NDT-C-2	01-24-02	
765	IRH-1011-06	P-V	C5.51	MF-2	24	0.688	307LS	IRH-1011	PT UT-45 DEG.	NDT-D-2 NDT-C-2	01-24-02	
766	IRH-1011-07	V-E	C5.51	MF-2	24	0.688	307LS	IRH-1011	PT UT-45 DEG.	NDT-D-2 NDT-C-2	01-24-02	
767	IRH-1011-09	E-P	C5.51	MF-2	24	0.688	307LS	IRH-1011	PT UT-45 DEG.	NDT-D-2 NDT-C-2	01-24-02	
768	IRH-1011-18	P-T	C5.51	MF-2	24	0.688	307LS	IRH-1011	PT UT-45 DEG.	NDT-D-2 NDT-C-2	01-24-02	
769	IRH-1011-19	T-E	C5.51	MF-2	24	0.688	307LS	IRH-1011	PT UT-45 DEG.	NDT-D-2 NDT-C-2	01-24-02	
770	IRH-1011-21	E-P	C5.51	MF-2	24	0.688	307LS	IRH-1011	PT UT-45 DEG.	NDT-D-2 NDT-C-2	01-24-02	

NO.	COMPONENT I.D. NO.	COMP. FIG.	ITEM NO.	WELD TYPE	NOM. PIPE SIZE	NOM. THK.	MATL. SPEC.	DWG. NO.	EXAM TYPE	PROC. NO.	CAL. STD. NO.	NOTES
771	IRH-1011-24	P-E	C5.51	MF-2	24	0.688	307LS	IRH-1011	PT UT-45 DEG.	NDT-D-2 NDT-C-2	01-24-02	
772	IRH-1011-26	E-E	C5.51	MF-2	24	0.688	307LS	IRH-1011	PT UT-45 DEG.	NDT-D-2 NDT-C-2	01-24-02	
773	IRH-1011-29	E-T	C5.51	MF-2	24	0.688	307LS	IRH-1011	PT UT-45 DEG.	NDT-D-2 NDT-C-2	01-24-02	
774	IRH-1011-31	V-T	C5.51	MF-2	18	0.562	307LS	IRH-1011	PT UT-45 DEG.	NDT-D-2 NDT-C-2	01-18-01	
775	IRH-1011-33	P-V	C5.51	MF-2	18	0.562	307LS	IRH-1011	PT UT-45 DEG.	NDT-D-2 NDT-C-2	01-18-01	
776	IRH-1011-35	T-P	C5.51	MF-2	24	0.688	307LS	IRH-1011	PT UT-45 DEG.	NDT-D-2 NDT-C-2	01-24-02	
777	IRH-1011-39A	P-F	C5.51	MF-2	24	0.688	307LS	IRH-1011	PT UT-45 DEG.	NDT-D-2 NDT-C-2	01-24-02	
778	IRH-1011-41	F-P	C5.51	MF-2	24	0.688	307LS	IRH-1011	PT UT-45 DEG.	NDT-D-2 NDT-C-2	01-24-02	
779	IRH-1011-46	P-F	C5.51	MF-2	24	0.688	307LS	IRH-1011	PT UT-45 DEG.	NDT-D-2 NDT-C-2	01-24-02	
780	IRH-1011-50	F-V	C5.51	MF-2	20	0.594	307LS	IRH-1011	PT UT-45 DEG.	NDT-D-2 NDT-C-2	01-20-01	
781	IRH-1011-51	V-E	C5.51	MF-2	20	0.594	307LS	IRH-1011	PT UT-45 DEG.	NDT-D-2 NDT-C-2	01-20-01	

NO.	COMPONENT I.D. NO.	COMP. FIG.	ITEM NO.	WELD TYPE	NOM. PIPE SIZE	NOM. THK.	MATL. SPEC.	DWG. NO.	EXAM TYPE	PROC. NO.	CAL. STD. NO.	NOTES
782	IRH-1011-53	E-P	C5.51	MF-2	20	0.594	307LS	IRH-1011	PT UT-45 DEG.	NDT-D-2 NDT-C-2	01-20-01	
783	IRH-1011-57	P-E	C5.51	MF-2	20	0.594	307LS	IRH-1011	PT UT-45 DEG.	NDT-D-2 NDT-C-2	01-20-01	
784	IRH-1011-58	E-P	C5.51	MF-2	20	0.594	307LS	IRH-1011	PT UT-45 DEG.	NDT-D-2 NDT-C-2	01-20-01	
785	IRH-1011-62	P-T	C5.51	MF-2	20	0.594	307LS	IRH-1011	PT UT-45 DEG.	NDT-D-2 NDT-C-2	01-20-01	
786	IRH-1012-02	F-E	C5.51	MF-2	14	0.438	307LS	IRH-1012	PT UT-45 DEG.	NDT-D-2	01-14-03	
787	IRH-1012-03	E-P	C5.51	MF-2	18	0.562	307LS	IRH-1012	PT UT-45 DEG.	NDT-D-2 NDT-C-2	01-18-01	
788	IRH-1012-04	P-W	C5.81	MF-2	18	0.562	307LS	IRH-1012	PT	NDT-D-2	N/A	
789	IRH-1012-05	R-P	C5.51	MF-2	8	0.322	307LS	IRH-1012	N/A	N/A	N/A	INCLUDED IN POPULATION BUT NOT EXAMINED DUE TO WALL THICK. < 3/8"
790	IRH-1012-06	P-E	C5.51	MF-2	18	0.562	307LS	IRH-1012	PT UT-45 DEG.	NDT-D-2 NDT-C-2	01-18-01	
791	IRH-1012-08	E-P	C5.51	MF-2	18	0.562	307LS	IRH-1012	PT UT-45 DEG.	NDT-D-2 NDT-C-2	01-18-01	
792	IRH-1012-15	P-F	C5.51	MF-2	18	0.562	307LS	IRH-1012	PT UT-45 DEG.	NDT-D-2 NDT-C-2	01-18-01	

NO.	COMPONENT I.D. NO.	COMP. FIG.	ITEM NO.	WELD TYPE	NOM. PIPE SIZE	NOM. THK.	MATL. SPEC.	DWG. NO.	EXAM TYPE	PROC. NO.	CAL. STD. NO.	NOTES
793	IRH-1012-16A	F-P	C5.51	MF-2	18	0.562	307LS	IRH-1012	PT UT-45 DEG.	NDT-D-2 NDT-C-2	01-18-01	
794	IRH-1012-20	P-S	C5.51	MF-2	18	0.562	307LS	IRH-1012	PT UT-45 DEG.	NDT-D-2 NDT-C-2	01-18-01	
795	IRH-1012-23	E-P	C5.51	MF-2	18	0.562	307LS	IRH-1012	PT UT-45 DEG.	NDT-D-2 NDT-C-2	01-18-01	
796	IRH-1012-25	P-E	C5.51	MF-2	18	0.562	307LS	IRH-1012	PT UT-45 DEG.	NDT-D-2 NDT-C-2	01-18-01	
797	IRH-1012-27	E-P	C5.51	MF-2	18	0.562	307LS	IRH-1012	PT UT-45 DEG.	NDT-D-2 NDT-C-2	01-18-01	
798	IRH-1012-30	P-E	C5.51	MF-2	18	0.562	307LS	IRH-1012	PT UT-45 DEG.	NDT-D-2 NDT-C-2	01-18-01	
799	IRH-1012-31	E-P	C5.51	MF-2	18	0.562	307LS	IRH-1012	PT UT-45 DEG.	NDT-D-2 NDT-C-2	01-18-01	
800	IRH-1012-35	P-V	C5.51	MF-2	18	0.562	307LS	IRH-1012	PT UT-45 DEG.	NDT-D-2 NDT-C-2	01-18-01	
801	IRH-1012-36	V-P	C5.51	MF-2	18	0.562	307LS	IRH-1012	PT UT-45 DEG.	NDT-D-2 NDT-C-2	01-18-01	
802	IRH-1013-06	P-T	C5.51	MF-2	18	0.562	307LS	IRH-1013	PT UT-45 DEG.	NDT-D-2 NDT-C-2	01-18-01	
803	IRH-1013-07	T-P	C5.51	MF-2	18	0.562	307LS	IRH-1013	PT UT-45 DEG.	NDT-D-2 NDT-C-2	01-18-01	

NO.	COMPONENT I.D. NO.	COMP. FIG.	ITEM NO.	WELD TYPE	NOM. PIPE SIZE	NOM. THK.	MATL. SPEC.	DWG. NO.	EXAM TYPE	PROC. NO.	CAL. STD. NO.	NOTES
804	IRH-1013-13	P-V	C5.51	MF-2	18	0.562	307LS	IRH-1013	PT UT-45 DEG.	NDT-D-2 NDT-C-2	01-18-01	
805	IRH-1013-14	V-E	C5.51	MF-2	18	0.562	307LS	IRH-1013	PT UT-45 DEG.	NDT-D-2 NDT-C-2	01-18-01	
806	IRH-1013-15	T-V	C5.51	MF-2	18	0.562	307LS	IRH-1013	PT UT-45 DEG.	NDT-D-2 NDT-C-2	01-18-01	
807	IRH-1013-16	V-P	C5.51	MF-2	18	0.562	307LS	IRH-1013	PT UT-45 DEG.	NDT-D-2 NDT-C-2	01-18-01	
808	IRH-1013-19	P-T	C5.51	MF-2	18	0.562	307LS	IRH-1013	PT UT-45 DEG.	NDT-D-2 NDT-C-2	01-18-01	
809	IRH-1013-1C	P-P	C5.51	MF-2	18	0.562	307LS	IRH-1013	PT UT-45 DEG.	NDT-D-2 NDT-C-2	01-18-01	
810	IRH-1013-1D	P-P	C5.51	MF-2	18	0.562	307LS	IRH-1013	PT UT-45 DEG.	NDT-D-2 NDT-C-2	01-18-01	
811	IRH-1013-20	T-P	C5.51	MF-2	18	0.562	307LS	IRH-1013	PT UT-45 DEG.	NDT-D-2 NDT-C-2	01-18-01	
812	IRH-1013-21	T-P	C5.51	MF-2	18	0.562	307LS	IRH-1013	PT UT-45 DEG.	NDT-D-2 NDT-C-2	01-18-01	
813	IRH-1013-31	P-E	C5.51	MF-2	18	0.562	307LS	IRH-1013	PT UT-45 DEG.	NDT-D-2 NDT-C-2	01-18-01	
814	IRH-1013-32	E-P	C5.51	MF-2	18	0.562	307LS	IRH-1013	PT UT-45 DEG.	NDT-D-2 NDT-C-2	01-18-01	

NO.	COMPONENT I.D. NO.	COMP. FIG.	ITEM NO.	WELD TYPE	NOM. PIPE SIZE	NOM. THK.	MATL. SPEC.	DWG. NO.	EXAM TYPE	PROC. NO.	CAL. STD. NO.	NOTES
815	IRH-1013-33	P-E	C5.51	MF-2	18	0.562	307LS	IRH-1013	PT UT-45 DEG.	MDT-D-2 NDT-C-2	01-18-01	
816	IRH-1013-34	E-E	C5.51	MF-2	18	0.562	307LS	IRH-1013	PT UT-45 DEG.	NDT-D-2 NDT-C-2	01-18-01	
817	IRH-1013-43	E-N	C5.51	MF-2	18	0.562	307LS	IRH-1013	PT UT-45 DEG.	NDT-D-2 NDT-C-2	01-18-01	
818	IRH-1014-01	P-P	C5.51	MF-2	18	0.562	307LS	IRH-1014	PT UT-45 DEG.	NDT-D-2 NDT-C-2	01-18-01	
819	IRH-1014-01A	N-P	C5.51	MF-2	18	0.562	307LS	IRH-1014	PT UT-45 DEG.	NDT-D-2 NDT-C-2	01-18-01	
820	IRH-1014-11	P-E	C5.51	MF-2	18	0.562	307LS	IRH-1014	PT UT-45 DEG.	NDT-D-2 NDT-C-2	01-18-01	
821	IRH-1014-12	E-P	C5.51	MF-2	18	0.562	307LS	IRH-1014	PT UT-45 DEG.	NDT-D-2 NDT-C-2	01-18-01	
822	IRH-1014-13	P-E	C5.51	MF-2	18	0.562	307LS	IRH-1014	PT UT-45 DEG.	NDT-D-2 NDT-C-2	01-18-01	
823	IRH-1014-14	E-P	C5.51	MF-2	18	0.562	307LS	IRH-1014	PT UT-45 DEG.	NDT-D-2 NDT-C-2	01-18-01	
824	IRH-1014-17	P-V	C5.51	MF-2	18	0.562	307LS	IRH-1014	PT UT-45 DEG.	NDT-D-2 NDT-C-2	01-18-01	
825	IRH-1014-18	V-E	C5.51	MF-2	18	0.562	307LS	IRH-1014	PT UT-45 DEG.	NDT-D-2 NDT-C-2	01-18-01	

NO.	COMPONENT I.D. NO.	COMP. FIG.	ITEM NO.	WELD TYPE	NOM. PIPE SIZE	NOM. THK.	MATL. SPEC.	DWG. NO.	EXAM TYPE	PROC. NO.	CAL. STD. NO.	NOTES
826	IRH-1014-22	E-P	C5.51	MF-2	18	0.562	307LS	IRH-1014	PT UT-45 DEG.	NDT-D-2 NDT-C-2	01-18-01	
827	IRH-1014-23	P-T	C5.51	MF-2	18	0.562	307LS	IRH-1014	PT UT-45 DEG.	NDT-D-2 NDT-C-2	01-18-01	
828	IRH-1014-24	T-P	C5.51	MF-2	18	0.562	307LS	IRH-1014	PT UT-45 DEG.	NDT-D-2 NDT-C-2	01-18-01	
829	IRH-1014-28	P-F	C5.51	MF-2	18	0.562	307LS	IRH-1014	PT UT-45 DEG.	NDT-D-2 NDT-C-2	01-18-01	
830	IRH-1014-45	E-P	C5.51	MF-2	18	0.562	307LS	IRH-1014	PT UT-45 DEG.	NDT-D-2 NDT-C-2	01-18-01	
831	IRH-1014-48	P-E	C5.51	MF-2	18	0.562	307LS	IRH-1014	PT UT-45 DEG.	NDT-D-2 NDT-C-2	01-18-01	
832	IRH-1014-49	E-P	C5.51	MF-2	18	0.562	307LS	IRH-1014	PT UT-45 DEG.	NDT-D-2 NDT-C-2	01-18-01	
833	IRH-1014-53	P-T	C5.51	MF-2	18	0.562	307LS	IRH-1014	PT UT-45 DEG.	NDT-D-2 NDT-C-2	01-18-01	
834	IRH-1015-01	F-P	C5.51	MF-2	18	0.562	307LS	IRH-1015	PT UT-45 DEG.	NDT-D-2 NDT-C-2	01-18-01	
835	IRH-1015-03	P-E	C5.51	MF-2	18	0.562	307LS	IRH-1015	PT UT-45 DEG.	NDT-D-2 NDT-C-2	01-18-01	
836	IRH-1015-04	E-P	C5.51	MF-2	18	0.562	307LS	IRH-1015	PT UT-45 DEG.	NDT-D-2 NDT-C-2	01-18-01	

NO.	COMPONENT I.D. NO.	COMP. FIG.	ITEM NO.	WELD TYPE	NOM. PIPE SIZE	NOM. THK.	MATL. SPEC.	DWG. NO.	EXAM TYPE	PROC. NO.	CAL. STD. NO.	NOTES
837	IRH-1015-09	P-E	C5.51	MF-2	18	0.562	307LS	IRH-1015	PT UT-45 DEG.	NDT-D-2 NDT-C-2	01-18-01	
838	IRH-1015-12	E-T	C5.51	MF-2	18	0.562	307LS	IRH-1015	PT UT-45 DEG.	NDT-D-2 NDT-C-2	01-18-01	
839	IRH-1015-13	T-P	C5.51	MF-2	18	0.562	307LS	IRH-1015	PT UT-45 DEG.	NDT-D-2 NDT-C-2	01-18-01	
840	IRH-1015-14	P-W	C5.81	MF-2	18	0.562	307LS	IRH-1015	PT	NDT-D-2	N/A	
841	IRH-1015-21	P-R	C5.51	MF-2	18	0.562	307LS	IRH-1015	PT UT-45 DEG.	NDT-D-2 NDT-C-2	01-18-01	
842	IRH-1015-22	R-E	C5.51	MF-2	16	0.500	307LS	IRH-1015	PT UT-45 DEG.	NDT-D-2 NDT-C-2	01-16-01	
843	IRH-1015-25	E-P	C5.51	MF-2	16	0.5	307LS	IRH-1015	PT UT-45 DEG.	NDT-D-2 NDT-C-2	01-16-01	
844	IRH-1015-28	P-E	C5.51	MF-2	16	0.5	307LS	IRH-1015	PT UT-45 DEG.	NDT-D-2 NDT-C-2	01-16-01	
845	IRH-1015-32	E-P	C5.51	MF-2	16	0.562	307LS	IRH-1015	PT UT-45 DEG.	NDT-D-2 NDT-C-2	01-18-01	
846	IRH-1015-33	T-P	C5.51	MF-2	18	0.562	307LS	IRH-1015	PT UT-45 DEG.	NDT-D-2 NDT-C-2	01-18-01	
847	IRH-1015-36	P-V	C5.51	MF-2	18	0.562	307LS	IRH-1015	PT UT-45 DEG.	NDT-D-2 NDT-C-2	01-18-01	

NO.	COMPONENT I.D. NO.	COMP. FIG.	ITEM NO.	WELD TYPE	NOM. PIPE SIZE	NOM. THK.	MATL. SPEC.	DWG. NO.	EXAM TYPE	PROC. NO.	CAL. STD. NO.	NOTES
848	IRH-1015-37	V-P	C5.51	MF-2	18	0.562	307LS	IRH-1015	PT UT-45 DEG.	NDT-D-2 NDT-C-2	01-18-01	
849	IRH-1016-02	F-E	C5.51	MF-2	24	0.688	307LS	IRH-1016	PT UT-45 DEG.	NDT-D-2 NDT-C-2	01-24-02	
850	IRH-1016-03	E-P	C5.51	MF-2	24	0.688	307LS	IRH-1016	PT UT-45 DEG.	NDT-D-2 NDT-C-2	01-24-02	
851	IRH-1016-06	P-V	C5.51	MF-2	24	0.375	105LS	IRH-1016	PT UT-45 DEG.	NDT-D-2 NDT-C-2	01-24-03	
852	IRH-1016-07	V-E	C5.51	MF-2	24	0.375	105LS	IRH-1016	PT UT-45 DEG.	NDT-D-2 NDT-C-2	01-24-03	
853	IRH-1016-14	E-P	C5.51	MF-2	24	0.375	105LS	IRH-1016	PT UT-45 DEG.	NDT-D-2 NDT-C-2	01-24-03	
854	IRH-1016-15	P-W	C5.81	MF-2	14	0.438	105LS	IRH-1016	PT	NDT-D-2	N/A	
855	IRH-1016-18	P-E	C5.51	MF-2	24	0.375	105LS	IRH-1016	PT UT-45 DEG.	NDT-D-2 NDT-C-2	01-24-03	
856	IRH-1016-22	E-P	C5.51	MF-2	24	0.375	105LS	IRH-1016	PT UT-45 DEG.	NDT-D-2 NDT-C-2	01-24-03	
857	IRH-1016-25	P-E	C5.51	MF-2	24	0.375	105LS	IRH-1016	PT UT-45 DEG.	NDT-D-2 NDT-C-2	01-24-03	
858	IRH-1016-28	E-E	C5.51	MF-2	24	0.375	105LS	IRH-1016	PT UT-45 DEG.	NDT-D-2 NDT-C-2	01-24-03	

NO.	COMPONENT I.D. NO.	COMP. FIG.	ITEM NO.	WELD TYPE	NOM. PIPE SIZE	NOM. THK.	MATL. SPEC.	DWG. NO.	EXAM TYPE	PROC. NO.	CAL. STD. NO.	NOTES
859	IRH-1016-31	E-P	C5.51	MF-2	24	0.375	105LS	IRH-1016	PT UT-45 DEG.	NDT-D-2 NDT-C-2	01-24-03	
860	IRH-1016-32	V-P	C5.51	MF-2	18	0.375	307LS	IRH-1016	PT UT-45 DEG.	NDT-D-2 NDT-C-2	01-18-05	
861	IRH-1016-33	P-V	C5.51	MF-2	18	0.375	307LS/ 340	IRH-1016	PT UT-45 DEG.	NDT-D-2 NDT-C-2	01-18-05	
862	IRH-1016-34	S-P	C5.81	MF-2	24	0.375	307LS	IRH-1016	PT	NDT-D-2	N/A	SEE RELIEF REQUEST CR 02
863	IRH-1016-34C	P-S	C5.81	MF-2	18	0.375	307LS	IRH-1016	PT	NDT-D-2	N/A	SEE RELIEF REQUEST CR 02
864	IRH-1016-35	P-W	C5.81	MF-2	14	0.375	307LS	IRH-1016	PT	NDT-D-2	N/A	
865	IRH-1016-37A	P-F	C5.51	MF-2	24	0.375	307LS	IRH-1016	PT UT-45 DEG.	NDT-D-2 NDT-C-2	01-24-03	
866	IRH-1016-38	F-P	C5.51	MF-2	24	0.375	105LS	IRH-1016	PT UT-45 DEG.	NDT-D-2 NDT-C-2	01-24-03	SEE RELIEF REQUEST RI 12
867	IRH-1016-42	P-F	C5.51	MF-2	24	0.375	105LS	IRH-1016	PT UT-45 DEG.	NDT-D-2 NDT-C-2	01-24-03	SEE RELIEF REQUEST RI 12
868	IRH-1016-44	W-E	C5.51	MF-2	14	0.375	105LS	IRH-1016	PT UT-45 DEG.	NDT-D-2 NDT-C-2	01-14-01	
869	IRH-1016-45	E-P	C5.51	MF-2	14	0.375	105LS	IRH-1016	PT UT-45 DEG.	NDT-D-2 NDT-C-2	01-14-01	

NO.	COMPONENT I.D. NO.	COMP. FIG.	ITEM NO.	WELD TYPE	NOM. PIPE SIZE	NOM. THK.	MATL. SPEC.	DRG. NO.	EXAM TYPE	PROC. NO.	CAL. STD. NO.	NOTES
870	IRH-1016-45A	P-P	C5.51	MF-2	14	0.375	105LS	IRH-1016	PT UT-45 DEG.	NDT-D-2 NDT-C-2	01-14-01	
871	IRH-1016-46	P-E	C5.51	MF-2	14	0.375	105LS	IRH-1016	PT UT-45 DEG.	NDT-D-2 NDT-C-2	01-14-01	
872	IRH-1016-47	E-P	C5.51	MF-2	14	0.375	105LS	IRH-1016	PT UT-45 DEG.	NDT-D-2 NDT-C-2	01-14-01	
873	IRH-1016-48	P-E	C5.51	MF-2	14	0.375	105LS	IRH-1016	PT UT-45 DEG.	NDT-D-2 NDT-C-2	01-14-01	
874	IRH-1016-49	E-V	C5.51	MF-2	14	0.375	105LS	IRH-1016	PT UT-45 DEG.	NDT-D-2 NDT-C-2	01-14-01	
875	IRH-1016-50	V-F	C5.51	MF-2	14	0.375	105LS	IRH-1016	PT UT-45 DEG.	NDT-D-2 NDT-C-2	01-14-01	
876	IRH-1016-52	W-P	C5.51	MF-2	14	0.375	105LS	IRH-1016	PT UT-45 DEG.	NDT-D-2 NDT-C-2	01-14-01	
877	IRH-1016-53	P-E	C5.51	MF-2	14	0.375	105LS	IRH-1016	PT UT-45 DEG.	NDT-D-2 NDT-C-2	01-14-01	
878	IRH-1016-54	E-V	C5.51	MF-2	14	0.375	105LS	IRH-1016	PT UT-45 DEG.	NDT-D-2 NDT-C-2	01-14-01	
879	IRH-1016-55	P-V	C5.51	MF-2	14	0.375	105LS	IRH-1016	PT UT-45 DEG.	NDT-D-2 NDT-C-2	01-14-01	
880	IRH-1016-56	V-F	C5.51	MF-2	14	0.375	105LS	IRH-1016	PT UT-45 DEG.	NDT-D-2 NDT-C-2	01-14-01	

NO.	COMPONENT I.D. NO.	COMP. FIG.	ITEM NO.	WELD TYPE	NOM. PIPE SIZE	NOM. THK.	MATL. SPEC.	DWG. NO.	EXAM TYPE	PROC. NO.	CAL. STD. NO.	NOTES
881	IRH-1017-0	P-E	C5.51	MF-2	16	0.500	307LS	IRH-1017	PT UT-45 DEG.	NDT-D-2 NDT-C-2	01-16-01	
882	IRH-1017-02	E-P	C5.51	MF-2	16	0.500	307LS	IRH-1017	PT UT-45 DEG.	NDT-D-2 NDT-C-2	01-16-01	
883	IRH-1017-03	P-E	C5.51	MF-2	16	0.500	307LS	IRH-1017	PT UT-45 DEG.	NDT-D-2 NDT-C-2	01-16-01	
884	IRH-1017-04	E-P	C5.51	MF-2	16	0.500	307LS	IRH-1017	PT UT-45 DEG.	NDT-D-2 NDT-C-2	01-16-01	
885	IRH-1017-07	P-T	C5.51	MF-2	16	0.500	307LS	IRH-1017	PT UT-45 DEG.	NDT-D-2 NDT-C-2	01-16-01	
886	IRH-1017-08	T-P	C5.51	MF-2	16	0.500	307LS	IRH-1017	PT UT-45 DEG.	NDT-D-2 NDT-C-2	01-16-01	
887	IRH-1017-09	T-R	C5.51	MF-2	16	0.500	307LS	IRH-1017	PT UT-45 DEG.	NDT-D-2 NDT-C-2	01-16-01	
888	IRH-1017-10	R-P	C5.51	MF-2	12	0.406	307LS	IRH-1017	PT UT-45 DEG.	NDT-D-2 NDT-C-2	01-12-01	
889	IRH-1017-12	P-E	C5.51	MF-2	12	0.406	307LS	IRH-1017	PT UT-45 DEG.	NDT-D-2 NDT-C-2	01-12-01	
890	IRH-1017-13	E-P	C5.51	MF-2	12	0.406	307LS	IRH-1017	PT UT-45 DEG.	NDT-D-2 NDT-C-2	01-12-01	
891	IRH-1017-14	P-P	C5.51	MF-2	12	0.406	307LS	IRH-1017	PT UT-45 DEG.	NDT-D-2 NDT-C-2	01-12-01	

NO.	COMPONENT I.D. NO.	COMP. FIG.	ITEM NO.	WELD TYPE	NOM. PIPE SIZE	NOM. THK.	MATL. SPEC.	DWG. NO.	EXAM TYPE	PROC. NO.	CAL. STD. NO.	NOTES
892	IRH-1017-17	P-E	C5.51	MF-2	12	0.406	307LS	IRH-1017	PT UT-45 DEG.	NDT-D-2 NDT-C-2	01-12-01	
893	IRH-1017-18	E-P	C5.51	MF-2	12	0.406	307LS	IRH-1017	PT UT-45 DEG.	NDT-D-2 NDT-C-2	01-12-01	
894	IRH-1018-01	P-E	C5.51	MF-2	12	0.406	307LS	IRH-1018	PT UT-45 DEG.	NDT-D-2 NDT-C-2	01-12-01	
895	IRH-1018-02	E-P	C5.51	MF-2	12	0.406	307LS	IRH-1018	PT UT-45 DEG.	NDT-D-2 NDT-C-2	01-12-01	
896	IRH-1018-04	P-E	C5.51	MF-2	12	0.406	307LS	IRH-1018	PT UT-45 DEG.	NDT-D-2 NDT-C-2	01-12-01	
897	IRH-1018-05	E-P	C5.51	MF-2	12	0.406	307LS	IRH-1018	PT UT-45 DEG.	NDT-D-2 NDT-C-2	01-12-01	
898	IRH-1018-06	P-P	C5.51	MF-2	12	0.406	307LS	IRH-1018	PT UT-45 DEG.	NDT-D-2 NDT-C-2	01-12-01	
899	IRH-1018-10	P-E	C5.51	MF-2	12	0.406	307LS	IRH-1018	PT UT-45 DEG.	NDT-D-2 NDT-C-2	01-12-01	
900	IRH-1018-11	E-E	C5.51	MF-2	12	0.406	307LS	IRH-1018	PT UT-45 DEG.	NDT-D-2 NDT-C-2	01-12-01	
901	IRH-1018-12	E-P	C5.51	MF-2	12	0.406	307LS	IRH-1018	PT UT-45 DEG.	NDT-D-2 NDT-C-2	01-12-01	
902	IRH-1018-16	P-P	C5.51	MF-2	12	0.406	307LS	IRH-1018	PT UT-45 DEG.	NDT-D-2 NDT-C-2	01-12-01	

NO.	COMPONENT I.D. NO.	COMP. FIG.	ITEM NO.	WELD TYPE	NOM. PIPE SIZE	NOM. THK.	MATL. SPEC.	DWG. NO.	EXAM TYPE	PROC. NO.	CAL. STD. NO.	NOTES
903	IRH-1019-01A	P-F	C5.51	MF-2	12	0.406	307LS	IRH-1019	PT UT-45 DEG.	NDT-D-2 NDT-C-2	01-12-01	
904	IRH-1019-01B	F-P	C5.51	MF-2	12	0.406	307LS	IRH-1019	PT UT-45 DEG.	NDT-D-2 NDT-C-2	01-12-01	
905	IRH-1019-01C	P-F	C5.51	MF-2	12	0.406	307LS	IRH-1019	PT UT-45 DEG.	NDT-D-2 NDT-C-2	01-12-01	
906	IRH-1019-01D	F-P	C5.51	MF-2	12	0.406	307LS	IRH-1019	PT UT-45 DEG.	NDT-D-2 NDT-C-2	01-12-01	
907	IRH-1019-02	P-E	C5.51	MF-2	12	0.406	307LS	IRH-1019	PT UT-45 DEG.	NDT-D-2 NDT-C-2	01-12-01	
908	IRH-1019-03	E-P	C5.51	MF-2	12	0.406	307LS	IRH-1019	PT UT-45 DEG.	NDT-D-2 NDT-C-2	01-12-01	
909	IRH-1019-04	P-E	C5.51	MF-2	12	0.406	307LS	IRH-1019	PT UT-45 DEG.	NDT-D-2 NDT-C-2	01-12-01	
910	IRH-1019-05	E-E	C5.51	MF-2	12	0.406	307LS	IRH-1019	PT UT-45 DEG.	NDT-D-2 NDT-C-2	01-12-01	
911	IRH-1019-06	E-P	C5.51	MF-2	12	0.406	307LS	IRH-1019	PT UT-45 DEG.	NDT-D-2 NDT-C-2	01-12-01	
912	IRH-1019-09	P-E	C5.51	MF-2	12	0.406	307LS	IRH-1019	PT UT-45 DEG.	NDT-D-2 NDT-C-2	01-12-01	
913	IRH-1019-10	E-E	C5.51	MF-2	12	0.406	307LS	IRH-1019	PT UT-45 DEG.	NDT-D-2 NDT-C-2	01-12-01	

NO.	COMPONENT I.D. NO.	COMP. FIG.	ITEM NO.	WELD TYPE	NOM. PIPE SIZE	NOM. THK.	MATL. SPEC.	DWG. NO.	EXAM TYPE	PROC. NO.	CAL. STD. NO.	NOTES
914	IRH-1020-04	P-E	C5.51	MF-2	16	0.500	307LS	IRH-1020	PT UT-45 DEG.	NDT-D-2 NDT-C-2	01-16-01	
915	IRH-1020-06	E-P	C5.51	MF-2	16	0.500	307LS	IRH-1020	PT UT-45 DEG.	NDT-D-2 NDT-C-2	01-16-01	
916	IRH-1020-12	P-E	C5.51	MF-2	16	0.500	307LS	IRH-1020	PT UT-45 DEG.	NDT-D-2 NDT-C-2	01-16-01	
917	IRH-1020-14	E-P	C5.51	MF-2	16	0.500	307LS	IRH-1020	PT UT-45 DEG.	NDT-D-2 NDT-C-2	01-16-01	
918	IRH-1020-28	P-V	C5.51	MF-2	16	0.500	307LS	IRH-1020	PT UT-45 DEG.	NDT-D-2 NDT-C-2	01-16-01	
919	IRH-1020-29	V-P	C5.51	MF-2	16	0.500	307LS	IRH-1020	PT UT-45 DEG.	NDT-D-2 NDT-C-2	01-16-01	
920	IRH-1020-32	P-W	C5.81	MF-2	10	0.365	307LS	IRH-1020	N/A	N/A	N/A	INCLUDED IN POPULATION BUT NOT EXAMINED DUE TO WALL THICK. < 3/8"
921	IRH-1020-33	W-F	C5.51	MF-2	10	0.365	307LS	IRH-1020	N/A	N/A	N/A	INCLUDED IN POPULATION BUT NOT EXAMINED DUE TO WALL THICK. < 3/8"
922	IRH-1020-36	P-E	C5.51	MF-2	16	0.500	307LS	IRH-1020	PT UT-45 DEG.	NDT-D-2 NDT-C-2	01-16-01	
923	IRH-1020-40	E-P	C5.51	MF-2	16	0.500	307LS	IRH-1020	PT UT-45 DEG.	NDT-D-2 NDT-C-2	01-16-01	
924	IRH-1020-40A	P-V	C5.51	MF-2	16	0.500	307LS	IRH-1020	PT UT-45 DEG.	NDT-D-2 NDT-C-2	01-16-01	

NO.	COMPONENT I.D. NO.	COMP. FIG.	ITEM NO.	WELD TYPE	NOM. PIPE SIZE	NOM. THK.	MATL. SPEC.	DWG. NO.	EXAM TYPE	PROC. NO.	CAL. STD. NO.	NOTES
925	IRH-1020-41	V-P	C5.51	MF-2	16	0.500	307LS	IRH-1020	PT UT-45 DEG.	NDT-D-2 NDT-C-2	01-16-01	
926	IRH-1021-04	P-E	C5.51	MF-2	16	0.500	307LS	IRH-1021	PT UT-45 DEG.	NDT-D-2 NDT-C-2	01-16-01	
927	IRH-1021-05	E-P	C5.51	MF-2	16	0.500	307LS	IRH-1021	PT UT-45 DEG.	NDT-D-2 NDT-C-2	01-16-01	
928	IRH-1021-06	P-E	C5.51	MF-2	16	0.500	307LS	IRH-1021	PT UT-45 DEG.	NDT-D-2 NDT-C-2	01-16-01	
929	IRH-1021-08	E-P	C5.51	MF-2	16	0.500	307LS	IRH-1021	PT UT-45 DEG.	NDT-D-2 NDT-C-2	01-16-01	
930	IRH-1021-08A	P-P	C5.51	MF-2	16	0.500	307LS	IRH-1021	PT UT-45 DEG.	NDT-D-2 NDT-C-2	01-16-01	
931	IRH-1021-11	P-E	C5.51	MF-2	16	0.500	307LS	IRH-1021	PT UT-45 DEG.	NDT-D-2 NDT-C-2	01-16-01	
932	IRH-1021-11A	P-P	C5.51	MF-2	16	0.500	307LS	IRH-1021	PT UT-45 DEG.	NDT-D-2 NDT-C-2	01-16-01	
933	IRH-1021-16	E-P	C5.51	MF-2	16	0.500	307LS	IRH-1021	PT UT-45 DEG.	NDT-D-2 NDT-C-2	01-16-01	
934	IRH-1021-17	P-T	C5.51	MF-2	16	0.500	307LS	IRH-1021	PT UT-45 DEG.	NDT-D-2 NDT-C-2	01-16-01	
935	IRH-1021-22	T-R	C5.51	MF-2	16	0.500	307LS	IRH-1021	PT UT-45 DEG.	NDT-D-2 NDT-C-2	01-16-01	

NO.	COMPONENT I.D. NO.	COMP. FIG.	ITEM NO.	WELD TYPE	NOM. PIPE SIZE	NOM. THK.	MATL. SPEC.	DWG. NO.	EXAM TYPE	PROC. NO.	CAL. STD. NO.	NOTES
936	IRH-1021-23	R-P	C5.51	MF-2	10	0.365	307LS	IRH-1021	N/A	N/A	N/A	INCLUDED IN POPULATION BUT NOT EXAMINED DUE TO WALL THICK. < 3/8"
937	IRH-1021-24	T-R	C5.51	MF-2	16	0.500	307LS	IRH-1021	PT UT-45 DEG.	NDT-D-2 NDT-C-2	01-16-01	
938	IRH-1021-25	R-P	C5.51	MF-2	10	0.365	307LS	IRH-1021	N/A	N/A	N/A	INCLUDED IN POPULATION BUT NOT EXAMINED DUE TO WALL THICK. < 3/8"
939	IRH-1022-01	W-P	C5.51	MF-2	12	0.406	307LS	IRH-1022	PT UT-45 DEG.	NDT-D-2 NDT-C-2	01-12-01	
940	IRH-1022-02	P-E	C5.51	MF-2	12	0.406	307LS	IRH-1022	PT UT-45 DEG.	NDT-D-2 NDT-C-2	01-12-01	
941	IRH-1022-03	E-P	C5.51	MF-2	12	0.406	307LS	IRH-1022	PT UT-45 DEG.	NDT-D-2 NDT-C-2	01-12-01	
942	IRH-1022-04	P-W	C5.81	MF-2	12	0.406	307LS	IRH-1022	PT	NDT-D-2	N/A	
943	IRH-1022-05	W-E	C5.51	MF-2	6	0.280	307LS	IRH-1022	N/A	N/A	N/A	INCLUDED IN POPULATION BUT NOT EXAMINED DUE TO WALL THICK. < 3/8"
944	IRH-1022-06	P-P	C5.51	MF-2	12	0.406	307LS	IRH-1022	PT UT-45 DEG.	NDT-D-2 NDT-C-2	01-12-01	
945	IRH-1022-10	P-E	C5.51	MF-2	12	0.406	307LS	IRH-1022	PT UT-45 DEG.	NDT-D-2 NDT-C-2	01-12-01	
946	IRH-1022-11	E-E	C5.51	MF-2	12	0.406	307LS	IRH-1022	PT UT-45 DEG.	NDT-D-2 NDT-C-2	01-12-01	

NO.	COMPONENT I.D. NO.	COMP. FIG.	ITEM NO.	WELD TYPE	NOM. PIPE SIZE	NOM. THK.	MATL. SPEC.	DWG. NO.	EXAM TYPE	PROC. NO.	CAL. STD. NO.	NOTES
947	IRH-1022-13	E-P	C5.51	MF-2	6	0.280	307LS	IRH-1022	N/A	N/A	N/A	INCLUDED IN POPULATION BUT NOT EXAMINED DUE TO WALL THICK. < 3/8"
948	IRH-1022-15	P-F	C5.51	MF-2	6	0.280	307LS	IRH-1022	N/A	N/A	N/A	INCLUDED IN POPULATION BUT NOT EXAMINED DUE TO WALL THICK. < 3/8"
949	IRH-1022-17	F-P	C5.51	MF-2	6	0.280	307LS	IRH-1022	N/A	N/A	N/A	INCLUDED IN POPULATION BUT NOT EXAMINED DUE TO WALL THICK. < 3/8"
950	IRH-1022-17A	P-P	C5.51	MF-2	6	0.280	307LS	IRH-1022	N/A	N/A	N/A	INCLUDED IN POPULATION BUT NOT EXAMINED DUE TO WALL THICK. < 3/8"
951	IRH-1022-18	P-E	C5.51	MF-2	6	0.280	307LS	IRH-1022	N/A	N/A	N/A	INCLUDED IN POPULATION BUT NOT EXAMINED DUE TO WALL THICK. < 3/8"
952	IRH-1022-18A	P-P	C5.51	MF-2	6	0.280	307LS	IRH-1022	N/A	N/A	N/A	INCLUDED IN POPULATION BUT NOT EXAMINED DUE TO WALL THICK. < 3/8"
953	IRH-1022-19	E-P	C5.51	MF-2	6	0.280	307LS	IRH-1022	N/A	N/A	N/A	INCLUDED IN POPULATION BUT NOT EXAMINED DUE TO WALL THICK. < 3/8"
954	IRH-1022-19A	P-P	C5.51	MF-2	6	0.280	307LS	IRH-1022	N/A	N/A	N/A	INCLUDED IN POPULATION BUT NOT EXAMINED DUE TO WALL THICK. < 3/8"
955	IRH-1022-19B	P-T	C5.51	MF-2	6	0.280	307LS	IRH-1022	N/A	N/A	N/A	INCLUDED IN POPULATION BUT NOT EXAMINED DUE TO WALL THICK. < 3/8"
956	IRH-1022-22	P-E	C5.51	MF-2	6	0.280	307LS	IRH-1022	N/A	N/A	N/A	INCLUDED IN POPULATION BUT NOT EXAMINED DUE TO WALL THICK. < 3/8"
957	IRH-1022-22A	T-P	C5.51	MF-2	6	0.280	307LS	IRH-1022	N/A	N/A	N/A	INCLUDED IN POPULATION BUT NOT EXAMINED DUE TO WALL THICK. < 3/8"

NO.	COMPONENT I.D. NO.	COMP. FIG.	ITEM NO.	WELD TYPE	NOM. PIPE SIZE	NOM. THK.	MATL. SPEC.	DWG. NO.	EXAM TYPE	PROC. NO.	CAL. STD. NO.	NOTES
958	IRH-1022-23	E-V	C5.51	MF-2	6	0.280	307LS	IRH-1022	N/A	N/A	N/A	INCLUDED IN POPULATION BUT NOT EXAMINED DUE TO WALL THICK. < 3/8"
959	IRH-1023-02	E-P	C5.51	MF-2	18	0.562	105LS	IRH-1023	PT UT-45 DEG.	NDT-D-2 NDT-C-2	01-18-01	
960	IRH-1023-04	P-E	C5.51	MF-2	18	0.562	105LS	IRH-1023	PT UT-45 DEG.	NDT-D-2 NDT-C-2	01-18-01	
961	IRH-1023-05	E-P	C5.51	MF-2	18	0.562	105LS	IRH-1023	PT UT-45 DEG.	NDT-D-2 NDT-C-2	01-18-01	
962	IRH-1023-07	E-P	C5.51	MF-2	18	0.562	105LS	IRH-1023	PT UT-45 DEG.	NDT-D-2 NDT-C-2	01-18-01	
963	IRH-1023-08	P-E	C5.51	MF-2	18	0.562	105LS	IRH-1023	PT UT-45 DEG.	NDT-D-2 NDT-C-2	01-18-01	
964	IRH-1023-09	P-P	C5.51	MF-2	18	0.562	105LS	IRH-1023	PT UT-45 DEG.	NDT-D-2 NDT-C-2	01-18-01	
965	IRH-1023-10	P-P	C5.51	MF-2	18	0.562	105LS	IRH-1023	PT UT-45 DEG.	NDT-D-2 NDT-C-2	01-18-01	
966	IRH-1023-12	P-E	C5.51	MF-2	18	0.562	105LS	IRH-1023	PT UT-45 DEG.	NDT-D-2 NDT-C-2	01-18-01	
967	IRH-1023-16	P-E	C5.51	MF-2	18	0.562	105LS	IRH-1023	PT UT-45 DEG.	NDT-D-2 NDT-C-2	01-18-01	
968	IRH-1024-01A	V-P	C5.51	MF-2	18	0.562	307LS	IRH-1024	PT UT-45 DEG.	NDT-D-2 NDT-C-2	01-18-01	

NO.	COMPONENT I.D. NO.	COMP. FIG.	ITEM NO.	WELD TYPE	NOM. PIPE SIZE	NOM. THK.	MATL. SPEC.	DWG. NO.	EXAM TYPE	PROC. NO.	CAL. STD. NO.	NOTES
969	IRH-1024-01B	P-V	C5.51	MF-2	18	0.375	307LS 105LS	IRH-1024	PT UT-45 DEG.	NDT-D-2 NDT-C-2	01-18-05	
970	IRH-1024-09	P-P	C5.51	MF-2	18	0.375	105LS	IRH-1024	PT UT-45 DEG.	NDT-D-2 NDT-C-2	01-18-05	
971	IRH-1024-12	P-E	C5.51	MF-2	18	0.375	105LS	IRH-1024	PT UT-45 DEG.	NDT-D-2 NDT-C-2	01-18-05	
972	IRH-1024-14	E-P	C5.51	MF-2	18	0.375	105LS	IRH-1024	PT UT-45 DEG.	NDT-D-2 NDT-C-2	01-18-05	
973	IRH-1024-14A	P-P	C5.51	MF-2	18	0.375	105LS	IRH-1024	PT UT-45 DEG.	NDT-D-2 NDT-C-2	01-18-05	
974	IRH-1024-22	P-E	C5.51	MF-2	18	0.375	105LS	IRH-1024	PT UT-45 DEG.	NDT-D-2 NDT-C-2	01-18-05	
975	IRH-1025-01	E-P	C5.51	MF-2	18	0.375	105LS	IRH-1025	PT UT-45 DEG.	NDT-D-2 NDT-C-2	01-18-05	
976	IRH-1025-02	P-E	C5.51	MF-2	18	0.375	105LS	IRH-1025	PT UT-45 DEG.	NDT-D-2 NDT-C-2	01-18-05	
977	IRH-1025-04	E-P	C5.51	MF-2	18	0.375	105LS	IRH-1025	PT UT-45 DEG.	NDT-D-2 NDT-C-2	01-18-05	
978	IRH-1025-08	P-E	C5.51	MF-2	18	0.375	105LS	IRH-1025	PT UT-45 DEG.	NDT-D-2 NDT-C-2	01-18-05	
979	IRH-1025-10	E-P	C5.51	MF-2	18	0.375	105LS	IRH-1025	PT UT-45 DEG.	NDT-D-2 NDT-C-2	01-18-05	

NO.	COMPONENT I.D. NO.	COMP. FIG.	ITEM NO.	WELD TYPE	NOM. PIPE SIZE	NOM. THK.	MATL. SPEC.	DWG. NO.	EXAM TYPE	PROC. NO.	CAL. STD. NO.	NOTES
980	IRH-1025-12	P-E	C5.51	MF-2	18	0.375	105LS	IRH-1025	PT UT-45 DEG.	NDT-D-2 NDT-C-2	01-18-05	
981	IRH-1025-13	E-P	C5.51	MF-2	18	0.375	105LS	IRH-1025	PT UT-45 DEG.	NDT-D-2 NDT-C-2	01-18-05	
982	IRH-1025-15	P-E	C5.51	MF-2	18	0.375	105LS	IRH-1025	PT UT-45 DEG.	NDT-D-2 NDT-C-2	01-18-05	
983	IRH-1025-17	E-P	C5.51	MF-2	18	0.375	105LS	IRH-1025	PT UT-45 DEG.	NDT-D-2 NDT-C-2	01-18-05	
984	IRH-1025-21	P-T	C5.51	MF-2	18	0.375	105LS	IRH-1025	PT UT-45 DEG.	NDT-D-2 NDT-C-2	01-18-05	
985	IRH-1027-01B	P-P	C5.51	MF-2	18	0.375	105LS	IRH-1027	PT UT-45 DEG.	NDT-D-2 NDT-C-2	01-18-05	
986	IRH-1027-03	P-T	C5.51	MF-2	18	0.375	105LS	IRH-1027	PT UT-45 DEG.	NDT-D-2 NDT-C-2	01-18-05	
987	IRH-1027-04	T-P	C5.51	MF-2	18	0.375	105LS	IRH-1027	PT UT-45 DEG.	NDT-D-2 NDT-C-2	01-18-05	
988	IRH-1027-05	T-E	C5.51	MF-2	14	0.375	105LS	IRH-1027	PT UT-45 DEG.	NDT-D-2 NDT-C-2	01-14-01	
989	IRH-1027-08	E-V	C5.51	MF-2	14	0.375	105LS	IRH-1027	PT UT-45 DEG.	NDT-D-2 NDT-C-2	01-14-01	
990	IRH-1027-09	V-F	C5.51	MF-2	14	0.375	105LS	IRH-1027	PT UT-45 DEG.	NDT-D-2 NDT-C-2	01-14-01	

NO.	COMPONENT I.D. NO.	COMP. FIG.	ITEM NO.	WELD TYPE	NOM. PIPE SIZE	NOM. THK.	MATL. SPEC.	DWG. NO.	EXAM TYPE	PROC. NO.	CAL. STD. NO.	NOTES
991	IRH-1027-16	P-E	C5.51	MF-2	18	0.375	105LS	IRH-1027	PT UT-45 DEG.	NDT-D-2 NDT-C-2	01-18-05	
992	IRH-1027-17	E-P	C5.51	MF-2	18	0.375	105LS	IRH-1027	PT UT-45 DEG.	NDT-D-2 NDT-C-2	01-18-05	
993	IRH-1027-18	P-E	C5.51	MF-2	18	0.375	105LS	IRH-1027	PT UT-45 DEG.	NDT-D-2 NDT-C-2	01-18-05	
994	IRH-1027-19	E-P	C5.51	MF-2	18	0.375	105LS	IRH-1027	PT UT-45 DEG.	NDT-D-2 NDT-C-2	01-18-05	
995	IRH-1027-25	-E	C5.51	MF-2	18	0.375	105LS	IRH-1027	PT UT-45 DEG.	NDT-D-2 NDT-C-2	01-18-05	
996	IRH-1028-01	E-E	C5.51	MF-2	18	0.375	105LS	IRH-1028	PT UT-45 DEG.	NDT-D-2 NDT-C-2	01-18-05	
997	IRH-1028-02	E-P	C5.51	MF-2	18	0.375	105LS	IRH-1028	PT UT-45 DEG.	NDT-D-2 NDT-C-2	01-18-05	
998	IRH-1028-03	P-W	C5.81	MF-2	18	0.375	105LS	IRH-1028	PT	NDT-D-2	N/A	
999	IRH-1028-04	W-P	C5.51	MF-2	8	0.322	105LS	IRH-1028	N/A	N/A	N/A	INCLUDED IN POPULATION BUT NOT EXAMINED DUE TO WALL THICK. < 3/8"
1000	IRH-1028-08	P-E	C5.51	MF-2	18	0.375	105LS	IRH-1028	PT UT-45 DEG.	NDT-D-2 NDT-C-2	01-18-05	
1001	IRH-1028-09	E-P	C5.51	MF-2	18	0.375	105LS	IRH-1028	PT UT-45 DEG.	NDT-D-2 NDT-C-2	01-18-05	

NO.	COMPONENT I.D. NO.	COMP. FIG.	ITEM NO.	WELD TYPE	NOM. PIPE SIZE	NOM. THK.	MATL. SPEC.	DWG. NO.	EXAM TYPE	PROC. NO.	CAL. STD. NO.	NOTES
1002	IRH-1028-10	P-E	C5.51	MF-2	18	0.375	105LS	IRH-1028	PT UT-45 DEG.	NDT-D-2 NDT-C-2	01-18-05	
1003	IRH-1028-11	E-P	C5.51	MF-2	18	0.375	105LS	IRH-1028	PT UT-45 DEG.	NDT-D-2 NDT-C-2	01-18-05	
1004	IRH-1028-15	P-E	C5.51	MF-2	18	0.375	105LS	IRH-1028	PT UT-45 DEG.	NDT-D-2 NDT-C-2	01-18-05	
1005	IRH-1029-02	E-E	C5.51	MF-2	18	0.375	105LS	IRH-1029	PT UT-45 DEG.	NDT-D-2 NDT-C-2	01-18-05	
1006	IRH-1029-03	E-P	C5.51	MF-2	18	0.375	105LS	IRH-1029	PT UT-45 DEG.	NDT-D-2 NDT-C-2	01-18-05	
1007	IRH-1029-05	P-P	C5.51	MF-2	18	0.375	105LS	IRH-1029	PT UT-45 DEG.	NDT-D-2 NDT-C-2	01-18-05	
1008	IRH-1029-08	P-E	C5.51	MF-2	18	0.375	105LS	IRH-1029	PT UT-45 DEG.	NDT-D-2 NDT-C-2	01-18-05	
1009	IRH-1029-09	E-P	C5.51	MF-2	18	0.375	105LS	IRH-1029	PT UT-45 DEG.	NDT-D-2 NDT-C-2	01-18-05	
1010	IRH-1029-11	P-E	C5.51	MF-2	18	0.375	105LS	IRH-1029	PT UT-45 DEG.	NDT-D-2 NDT-C-2	01-18-05	
1011	IRH-1029-12	E-P	C5.51	MF-2	18	0.375	105LS	IRH-1029	PT UT-45 DEG.	NDT-D-2 NDT-C-2	01-18-05	
1012	IRH-1029-16	P-E	C5.51	MF-2	18	0.375	105LS	IRH-1029	PT UT-45 DEG.	NDT-D-2 NDT-C-2	01-18-05	

NO.	COMPONENT I.D. NO.	COMP. FIG.	ITEM NO.	WELD TYPE	NOM. PIPE SIZE	NOM. THK.	MATL. SPEC.	DWG. NO.	EXAM TYPE	PROC. NO.	CAL. STD. NO.	NOTES
1013	IRH-1029-18	E-P	C5.51	MF-2	18	0.375	105LS	IRH-1029	PT UT-45 DEG.	NDT-D-2 NDT-C-2	01-18-05	
1014	IRH-1029-20	P-E	C5.51	MF-2	18	0.375	105LS	IRH-1029	PT UT-45 DEG.	NDT-D-2 NDT-C-2	01-18-05	
1015	IRH-1029-21	E-P	C5.51	MF-2	18	0.375	105LS	IRH-1029	PT UT-45 DEG.	NDT-D-2 NDT-C-2	01-18-05	
1016	IRH-1029-23	P-E	C5.51	MF-2	18	0.375	105LS	IRH-1029	PT UT-45 DEG.	NDT-D-2 NDT-C-2	01-18-05	
1017	IRH-1030-03	E-P	C5.51	MF-2	18	0.375	105LS	IRH-1030	PT UT-45 DEG.	NDT-D-2 NDT-C-2	01-18-05	
1018	IRH-1030-04	P-E	C5.51	MF-2	18	0.375	105LS	IRH-1030	PT UT-45 DEG.	NDT-D-2 NDT-C-2	01-18-05	
1019	IRH-1030-05	E-P	C5.51	MF-2	18	0.375	105LS	IRH-1030	PT UT-45 DEG.	NDT-D-2 NDT-C-2	01-18-05	
1020	IRH-1030-06	P-E	C5.51	MF-2	18	0.375	105LS	IRH-1030	PT UT-45 DEG.	NDT-D-2 NDT-C-2	01-18-05	
1021	IRH-1030-08	E-P	C5.51	MF-2	18	0.375	105LS	IRH-1030	PT UT-45 DEG.	NDT-D-2 NDT-C-2	01-18-05	
1022	IRH-1030-11	P-E	C5.51	MF-2	18	0.375	105LS	IRH-1030	PT UT-45 DEG.	NDT-D-2 NDT-C-2	01-18-05	
1023	IRH-1030-12	E-P	C5.51	MF-2	18	0.375	105LS	IRH-1030	PT UT-45 DEG.	NDT-D-2 NDT-C-2	01-18-05	

NO.	COMPONENT I.D. NO.	COMP. FIG.	ITEM NO.	WELD TYPE	NOM. PIPE SIZE	NOM. THK.	MATL. SPEC.	DWG. NO.	EXAM TYPE	PROC. NO.	CAL. STD. NO.	NOTES
1024	IRH-1030-17	P-E	C5.51	MF-2	18	0.375	105LS	IRH-1030	PT UT-45 DEG.	NDT-D-2 NDT-C-2	01-18-05	
1025	IRH-1030-18	E-R	C5.51	MF-2	18	0.375	105LS	IRH-1030	PT UT-45 DEG.	NDT-D-2 NDT-C-2	01-18-05	
1026	IRH-1030-19	R-P	C5.51	MF-2	16	0.375	105LS	IRH-1030	PT UT-45 DEG.	NDT-D-2 NDT-C-2	01-14-01	
1027	IRH-1030-23	P-E	C5.51	MF-2	16	0.375	105LS	IRH-1030	PT UT-45 DEG.	NDT-D-2 NDT-C-2	01-14-01	
1028	IRH-1030-27	E-P	C5.51	MF-2	16	0.375	105LS	IRH-1030	PT UT-45 DEG.	NDT-D-2 NDT-C-2	01-14-01	
1029	IRH-1031-44	E-V	C5.51	MF-2	20	0.594	307LS A901LS	IRH-1031	PT UT-45 DEG.	NDT-D-2 NDT-C-2	01-20-01	
1030	IRH-1032-02	P-E	C5.51	MF-2	8	0.322	307LS	IRH-1032	N/A	N/A	N/A	INCLUDED IN POPULATION BUT NOT EXAMINED DUE TO WALL THICK. < 3/8"
1031	IRH-1032-03	E-R	C5.51	MF-2	8	0.322	307LS	IRH-1032	N/A	N/A	N/A	INCLUDED IN POPULATION BUT NOT EXAMINED DUE TO WALL THICK. < 3/8"
1032	IRH-1032-04	R-V	C5.51	MF-2	8	0.322	307LS	IRH-1032	N/A	N/A	N/A	INCLUDED IN POPULATION BUT NOT EXAMINED DUE TO WALL THICK. < 3/8"
1033	IRH-1032-05	V-R	C5.51	MF-2	8	0.322	307LS	IRH-1032	N/A	N/A	N/A	INCLUDED IN POPULATION BUT NOT EXAMINED DUE TO WALL THICK. < 3/8"
1034	IRH-1032-06	R-P	C5.51	MF-2	8	0.322	307LS	IRH-1032	N/A	N/A	N/A	INCLUDED IN POPULATION BUT NOT EXAMINED DUE TO WALL THICK. < 3/8"

NO.	COMPONENT I.D. NO.	COMP. FIG.	ITEM NO.	WELD TYPE	NOM. PIPE SIZE	NOM. THK.	MATL. SPEC.	DWG. NO.	EXAM TYPE	PROC. NO.	CAL. STD. NO.	NOTES
1035	IRH-1032-08	P-F	C5.51	MF-2	8	0.322	307LS	IRH-1032	N/A	N/A	N/A	INCLUDED IN POPULATION BUT NOT EXAMINED DUE TO WALL THICK. < 3/8"
1036	IRH-1032-10	F-P	C5.51	MF-2	8	0.322	307LS	IRH-1032	N/A	N/A	N/A	INCLUDED IN POPULATION BUT NOT EXAMINED DUE TO WALL THICK. < 3/8"
1037	IRH-1032-15	P-E	C5.51	MF-2	8	0.322	307LS	IRH-1032	N/A	N/A	N/A	INCLUDED IN POPULATION BUT NOT EXAMINED DUE TO WALL THICK. < 3/8"
1038	IRH-1032-16	E-V	C5.51	MF-2	8	0.322	307LS	IRH-1032	N/A	N/A	N/A	INCLUDED IN POPULATION BUT NOT EXAMINED DUE TO WALL THICK. < 3/8"
1039	IRH-1032-17	V-P	C5.51	MF-2	8	0.322	307LS	IRH-1032	N/A	N/A	N/A	INCLUDED IN POPULATION BUT NOT EXAMINED DUE TO WALL THICK. < 3/8"
1040	IRH-1032-20	P-E	C5.51	MF-2	8	0.322	307LS	IRH-1032	N/A	N/A	N/A	INCLUDED IN POPULATION BUT NOT EXAMINED DUE TO WALL THICK. < 3/8"
1041	IRH-1032-21	E-P	C5.51	MF-2	8	0.322	307LS	IRH-1032	N/A	N/A	N/A	INCLUDED IN POPULATION BUT NOT EXAMINED DUE TO WALL THICK. < 3/8"
1042	IRH-1032-22A	P-E	C5.51	MF-2	8	0.322	307LS	IRH-1032	N/A	N/A	N/A	INCLUDED IN POPULATION BUT NOT EXAMINED DUE TO WALL THICK. < 3/8"
1043	IRH-1032-23	E-P	C5.51	MF-2	8	0.322	307LS	IRH-1032	N/A	N/A	N/A	INCLUDED IN POPULATION BUT NOT EXAMINED DUE TO WALL THICK. < 3/8"
1044	IRH-1032-24A	P-E	C5.51	MF-2	8	0.322	307LS	IRH-1032	N/A	N/A	N/A	INCLUDED IN POPULATION BUT NOT EXAMINED DUE TO WALL THICK. < 3/8"
1045	IRH-1032-27	E-P	C5.51	MF-2	8	0.322	307LS	IRH-1032	N/A	N/A	N/A	INCLUDED IN POPULATION BUT NOT EXAMINED DUE TO WALL THICK. < 3/8"

NO.	COMPONENT I.D. NO.	COMP. FIG.	ITEM NO.	WELD TYPE	NOM. PIPE SIZE	NOM. THK.	MATL. SPEC.	DRG. NO.	EXAM TYPE	PROC. NO.	CAL. STD. NO.	NOTES
1046	IRH-1032-30A	P-V	C5.51	MF-2	8	0.322	307LS	IRH-1032	N/A	N/A	N/A	INCLUDED IN POPULATION BUT NOT EXAMINED DUE TO WALL THICK. < 3/8"
1047	IRH-1032-31	V-P	C5.51	MF-2	8	0.322	307LS	IRH-1032	N/A	N/A	N/A	INCLUDED IN POPULATION BUT NOT EXAMINED DUE TO WALL THICK. < 3/8"
1048	IRH-1036-03	P-E	C5.51	MF-2	18	0.375	105LS	IRH-1036	PT UT-45 DEG.	NDT-D-2 NDT-C-2	01-18-05	
1049	IRH-1036-05	E-P	C5.51	MF-2	18	0.375	105LS	IRH-1036	PT UT-45 DEG.	NDT-D-2 NDT-C-2	01-18-05	
1050	IRH-1036-08	P-E	C5.51	MF-2	18	0.375	105LS	IRH-1036	PT UT-45 DEG.	NDT-D-2 NDT-C-2	01-18-05	
1051	IRH-1036-10	E-E	C5.51	MF-2	18	0.375	105LS	IRH-1036	PT UT-45 DEG.	NDT-D-2 NDT-C-2	01-18-05	
1052	IRH-1036-13	E-P	C5.51	MF-2	18	0.375	105LS	IRH-1036	PT UT-45 DEG.	NDT-D-2 NDT-C-2	01-18-05	
1053	IRH-1036-15	P-T	C5.51	MF-2	18	0.375	105LS	IRH-1036	PT UT-45 DEG.	NDT-D-2 NDT-C-2	01-18-05	
1054	IRH-1036-16	T-P	C5.51	MF-2	18	0.375	105LS	IRH-1036	PT UT-45 DEG.	NDT-D-2 NDT-C-2	01-18-05	
1055	IRH-1036-18	P-W	C5.81	MF-2	18	0.375	105LS	IRH-1036	PT	NDT-D-2	N/A	
1056	IRH-1036-25	P-E	C5.51	MF-2	18	0.375	105LS	IRH-1036	PT UT-45 DEG.	NDT-D-2 NDT-C-2	01-18-05	

NO.	COMPONENT I.D. NO.	COMP. FIG.	ITEM NO.	WELD TYPE	NOM. PIPE SIZE	NOM. THK.	MATL. SPEC.	DWG. NO.	EXAM TYPE	PROC. NO.	CAL. STD. NO.	NOTES
1057	IRH-1036-26	E-P	C5.51	MF-2	18	0.375	105LS	IRH-1036	PT UT-45 DEG.	NDT-D-2 NDT-C-2	01-18-05	
1058	IRH-1036-27	P-E	C5.51	MF-2	18	0.375	105LS	IRH-1036	PT UT-45 DEG.	NDT-D-2 NDT-C-2	01-18-05	
1059	IRH-1036-28	E-P	C5.51	MF-2	18	0.375	105LS	IRH-1036	PT UT-45 DEG.	NDT-D-2 NDT-C-2	01-18-05	
1060	IRH-1036-29	P-E	C5.51	MF-2	18	0.375	105LS	IRH-1036	PT UT-45 DEG.	NDT-D-2 NDT-C-2	01-18-05	
1061	IRH-1037-01	E-P	C5.51	MF-2	18	0.375	105LS	IRH-1037	PT UT-45 DEG.	NDT-D-2 NDT-C-2	01-18-05	
1062	IRH-1037-02	P-E	C5.51	MF-2	18	0.375	105LS	IRH-1037	PT UT-45 DEG.	NDT-D-2 NDT-C-2	01-18-05	
1063	IRH-1037-03	E-E	C5.51	MF-2	18	0.375	105LS	IRH-1037	PT UT-45 DEG.	NDT-D-2 NDT-C-2	01-18-01	
1064	IRH-1037-04	E-P	C5.51	MF-2	18	0.375	105LS	IRH-1037	PT UT-45 DEG.	NDT-D-2 NDT-C-2	01-18-01	
1065	IRH-1037-05	P-E	C5.51	MF-2	18	0.375	105LS	IRH-1037	PT UT-45 DEG.	NDT-D-2 NDT-C-2	01-18-01	
1066	IRH-1037-06	E-P	C5.51	MF-2	18	0.375	105LS	IRH-1037	PT UT-45 DEG.	NDT-D-2 NDT-C-2	01-18-01	
1067	IRH-1037-07	P-E	C5.51	MF-2	18	0.375	105LS	IRH-1037	PT UT-45 DEG.	NDT-D-2 NDT-C-2	01-18-01	

NO.	COMPONENT I.D. NO.	COMP. FIG.	ITEM NO.	WELD TYPE	NOM. PIPE SIZE	NOM. THK.	MATL. SPEC.	DWG. NO.	EXAM TYPE	PROC. NO.	CAL. STD. NO.	NOTES
1068	IRH-1037-08	E-P	C5.51	MF-2	18	0.375	105LS	IRH-1037	PT UT-45 DEG.	NDT-D-2 NDT-C-2	01-18-01	
1069	IRH-1037-09	P-E	C5.51	MF-2	18	0.375	105LS	IRH-1037	PT UT-45 DEG.	NDT-D-2 NDT-C-2	01-18-01	
1070	IRH-1037-10	E-E	C5.51	MF-2	18	0.375	105LS	IRH-1037	PT UT-45 DEG.	NDT-D-2 NDT-C-2	01-18-05	
1071	IRH-1037-11	E-P	C5.51	MF-2	18	0.375	105LS	IRH-1037	PT UT-45 DEG.	NDT-D-2 NDT-C-2	01-18-05	
1072	IRH-1037-12	P-E	C5.51	MF-2	18	0.375	105LS	IRH-1037	PT UT-45 DEG.	NDT-D-2 NDT-C-2	01-18-05	
1073	IRH-1037-13	E-P	C5.51	MF-2	18	0.375	105LS	IRH-1037	PT UT-45 DEG.	NDT-D-2 NDT-C-2	01-18-05	
1074	IRH-1037-14	P-R	C5.51	MF-2	18	0.375	105LS	IRH-1037	PT UT-45 DEG.	NDT-D-2 NDT-C-2	01-18-05	
1075	IRH-1037-15	R-E	C5.51	MF-2	16	0.375	105LS	IRH-1037	PT UT-45 DEG.	NDT-D-2 NDT-C-2	01-14-01	
1076	IRH-1037-16	E-P	C5.51	MF-2	16	0.375	105LS	IRH-1037	PT UT-45 DEG.	NDT-D-2 NDT-C-2	01-14-01	
1077	IRH-1038-01	P-E	C5.51	MF-2	16	0.375	105LS	IRH-1038	PT UT-45 DEG.	NDT-D-2 NDT-C-2	01-14-01	
1078	IRH-1038-02	E-P	C5.51	MF-2	16	0.375	105LS	IRH-1038	PT UT-45 DEG.	NDT-D-2 NDT-C-2	01-14-01	

NO.	COMPONENT I.D. NO.	COMP. FIG.	ITEM NO.	WELD TYPE	NOM. PIPE SIZE	NOM. THK.	MATL. SPEC.	DWG. NO.	EXAM TYPE	PROC. NO.	CAL. STD. NO.	NOTES
1079	IRH-1038-03	P-E	C5.51	MF-2	16	0.375	105LS	IRH-1038	PT UT-45 DEG.	NDT-D-2 NDT-C-2	01-14-01	
1080	IRH-1038-04	E-P	C5.51	MF-2	16	0.375	105LS	IRH-1038	PT UT-45 DEG.	NDT-D-2 NDT-C-2	01-14-01	
1081	IRH-1038-05	P-E	C5.51	MF-2	16	0.375	105LS	IRH-1038	PT UT-45 DEG.	NDT-D-2 NDT-C-2	01-14-01	
1082	IRH-1038-06	E-P	C5.51	MF-2	16	0.375	105LS	IRH-1038	PT UT-45 DEG.	NDT-D-2 NDT-C-2	01-14-01	
1083	IRH-1038-09	P-E	C5.51	MF-2	16	0.375	105LS	IRH-1038	PT UT-45 DEG.	NDT-D-2 NDT-C-2	01-14-01	
1084	IRH-1038-10	E-P	C5.51	MF-2	16	0.375	105LS	IRH-1038	PT UT-45 DEG.	NDT-D-2 NDT-C-2	01-14-01	
1085	IRH-1038-14	P-E	C5.51	MF-2	16	0.375	105LS	IRH-1038	PT UT-45 DEG.	NDT-D-2 NDT-C-2	01-14-01	
1086	IRH-1038-15	E-P	C5.51	MF-2	16	0.375	105LS	IRH-1038	PT UT-45 DEG.	NDT-D-2 NDT-C-2	01-14-01	
1087	IRH-1039-02	F-E	C5.51	MF-2	18	0.562	307LS	IRH-1039	PT UT-45 DEG.	NDT-D-2 NDT-C-2	01-18-01	
1088	IRH-1039-03	E-P	C5.51	MF-2	18	0.562	307LS	IRH-1039	PT UT-45 DEG.	NDT-D-2 NDT-C-2	01-18-01	
1089	IRH-1039-04	P-W	C5.81	MF-2	18	0.562	307LS	IRH-1039	PT	NDT-D-2	N/A	

NO.	COMPONENT I.D. NO.	COMP. FIG.	ITEM NO.	WELD TYPE	NOM. PIPE SIZE	NOM. THK.	MATL. SPEC.	DWG. NO.	EXAM TYPE	PROC. NO.	CAL. STD. NO.	NOTES
1090	IRH-1039-05	W-P	C5.51	MF-2	8	0.322	307LS	IRH-1039	N/A	N/A	N/A	INCLUDED IN POPULATION BUT NOT EXAMINED DUE TO WALL THICK. < 3/8"
1091	IRH-1039-06	P-E	C5.51	MF-2	8	0.322	307LS	IRH-1039	N/A	N/A	N/A	INCLUDED IN POPULATION BUT NOT EXAMINED DUE TO WALL THICK. < 3/8"
1092	IRH-1039-14	F-F	C5.51	MF-2	18	0.562	307LS	IRH-1039	PT UT-45 DEG.	NDT-D-2 NDT-C-2	01-18-01	
1093	IRH-1039-15	F-E	C5.51	MF-2	18	0.562	307LS	IRH-1039	PT UT-45 DEG.	NDT-D-2 NDT-C-2	01-18-01	
1094	IRH-1039-19	E-P	C5.51	MF-2	18	0.562	307LS	IRH-1039	PT UT-45 DEG.	NDT-D-2 NDT-C-2	01-18-01	
1095	IRH-1039-20	P-E	C5.51	MF-2	18	0.562	307LS	IRH-1039	PT UT-45 DEG.	NDT-D-2 NDT-C-2	01-18-01	
1096	IRH-1039-21	E-P	C5.51	MF-2	18	0.562	307LS	IRH-1039	PT UT-45 DEG.	NDT-D-2 NDT-C-2	01-18-01	
1097	IRH-1039-25	P-V	C5.51	MF-2	18	0.562	307LS	IRH-1039	PT UT-45 DEG.	NDT-D-2 NDT-C-2	01-18-01	
1098	IRH-1039-26	V-P	C5.51	MF-2	18	0.562	307LS	IRH-1039	PT UT-45 DEG.	NDT-D-2 NDT-C-2	01-18-01	
1099	IRH-1039-39	P-E	C5.51	MF-2	18	0.562	307LS	IRH-1039	PT UT-45 DEG.	NDT-D-2 NDT-C-2	01-18-01	
1100	IRH-1040-01	E-P	C5.51	MF-2	18	0.562	307LS	IRH-1040	PT UT-45 DEG.	NDT-D-2 NDT-C-2	01-18-01	

NO.	COMPONENT I.D. NO.	COMP. FIG.	ITEM NO.	WELD TYPE	NOM. PIPE SIZE	NOM. THK.	MATL. SPEC.	DWG. NO.	EXAM TYPE	PROC. NO.	CAL. STD. NO.	NOTES
1101	IRH-1040-06	P-E	C5.51	MF-2	18	0.562	307LS	IRH-1040	PT UT-45 DEG.	NDT-D-2 NDT-C-2	01-18-01	
1102	IRH-1040-07	E-P	C5.51	MF-2	18	0.562	307LS	IRH-1040	PT UT-45 DEG.	NDT-D-2 NDT-C-2	01-18-01	
1103	IRH-1040-09	P-E	C5.51	MF-2	18	0.562	307LS	IRH-1040	PT UT-45 DEG.	NDT-D-2 NDT-C-2	01-18-01	
1104	IRH-1040-10	E-P	C5.51	MF-2	18	0.562	307LS	IRH-1040	PT UT-45 DEG.	NDT-D-2 NDT-C-2	01-18-01	
1105	IRH-1040-14	P-E	C5.51	MF-2	18	0.562	307LS	IRH-1040	PT UT-45 DEG.	NDT-D-2 NDT-C-2	01-18-01	
1106	IRH-1040-15	E-P	C5.51	MF-2	18	0.562	307LS	IRH-1040	PT UT-45 DEG.	NDT-D-2 NDT-C-2	01-18-01	
1107	IRH-1040-18	P-E	C5.51	MF-2	18	0.562	307LS	IRH-1040	PT UT-45 DEG.	NDT-D-2 NDT-C-2	01-18-01	
1108	IRH-1040-19	E-P	C5.51	MF-2	18	0.562	307LS	IRH-1040	PT UT-45 DEG.	NDT-D-2 NDT-C-2	01-18-01	
1109	IRH-1040-21	P-P	C5.51	MF-2	18	0.562	307LS	IRH-1040	PT UT-45 DEG.	NDT-D-2 NDT-C-2	01-18-01	
1110	IRH-1040-25	P-F	C5.51	MF-2	18	0.562	307LS	IRH-1040	PT UT-45 DEG.	NDT-D-2 NDT-C-2	01-18-01	
1111	IRH-1040-31	F-P	C5.51	MF-2	18	0.562	307LS	IRH-1040	PT UT-45 DEG.	NDT-D-2 NDT-C-2	01-18-01	

NO.	COMPONENT I.D. NO.	COMP. FIG.	ITEM NO.	WELD TYPE	NOM. PIPE SIZE	NOM. THK.	MATL. SPEC.	DWG. NO.	EXAM TYPE	PROC. NO.	CAL. STD. NO.	NOTES
1112	IRH-1040-32	P-E	C5.51	MF-2	18	0.562	307LS	IRH-1040	PT UT-45 DEG.	NDT-D-2 NDT-C-2	01-18-01	
1113	IRH-1040-33	E-P	C5.51	MF-2	18	0.562	307LS	IRH-1040	PT UT-45 DEG.	NDT-D-2 NDT-C-2	01-18-01	
1114	IRH-1040-34	P-E	C5.51	MF-2	18	0.562	307LS	IRH-1040	PT UT-45 DEG.	NDT-D-2 NDT-C-2	01-18-01	
1115	IRH-1040-36	E-P	C5.51	MF-2	18	0.562	307LS	IRH-1040	PT UT-45 DEG.	NDT-D-2 NDT-C-2	01-18-01	
1116	IRH-1040-38	P-P	C5.51	MF-2	18	0.562	307LS	IRH-1040	PT UT-45 DEG.	NDT-D-2 NDT-C-2	01-18-01	
1117	IRH-1040-47	P-P	C5.51	MF-2	18	0.562	307LS	IRH-1040	PT UT-45 DEG.	NDT-D-2 NDT-C-2	01-18-01	
1118	IRH-1041-03	P-E	C5.51	MF-2	18	0.562	307LS	IRH-1041	PT UT-45 DEG.	NDT-D-2 NDT-C-2	01-18-01	
1119	IRH-1041-04	E-P	C5.51	MF-2	18	0.562	307LS	IRH-1041	PT UT-45 DEG.	NDT-D-2 NDT-C-2	01-18-01	
1120	IRH-1041-06	P-P	C5.51	MF-2	18	0.562	307LS	IRH-1041	PT UT-0 DEG. UT-45 DEG.	NDT-D-2 NDT-C-2	01-18-01	
1121	IRH-1041-08	P-P	C5.51	MF-2	18	0.562	307LS	IRH-1041	PT UT-0 DEG. UT-45 DEG.	NDT-D-2 NDT-C-2	01-18-01	
1122	IRH-1041-10	P-P	C5.51	MF-2	18	0.562	307LS	IRH-1041	PT UT-0 DEG. UT-45 DEG.	NDT-D-2 NDT-C-2	01-18-01	

NO.	COMPONENT I.D. NO.	COMP. FIG.	ITEM NO.	WELD TYPE	NOM. PIPE SIZE	NOM. THK.	MATL. SPEC.	DRG. NO.	EXAM TYPE	PROC. NO.	CAL. STD. NO.	NOTES
1123	IRH-1041-13	P-E	C5.51	MF-2	18	0.562	307LS	IRH-1041	PT UT-45 DEG.	NDT-D-2 NDT-C-2	01-18-01	
1124	IRH-1041-14	E-P	C5.51	MF-2	18	0.562	307LS	IRH-1041	PT UT-45 DEG.	NDT-D-2 NDT-C-2	01-18-01	
1125	IRH-1041-15	P-E	C5.51	MF-2	18	0.562	307LS	IRH-1041	PT UT-45 DEG.	NDT-D-2 NDT-C-2	01-18-01	
1126	IRH-1041-16	E-P	C5.51	MF-2	18	0.562	307LS	IRH-1041	PT UT-45 DEG.	NDT-D-2 NDT-C-2	01-18-01	
1127	IRH-1041-18A	P-P	C5.51	MF-2	18	0.562	307LS	IRH-1041	PT UT-0 DEG. UT-45 DEG.	NDT-D-2 NDT-C-2	01-18-01	
1128	IRH-1041-21	P-T	C5.51	MF-2	18	0.562	307LS	IRH-1041	PT UT-45 DEG.	NDT-D-2 NDT-C-2	01-18-01	
1129	IRH-1041-22	T-P	C5.51	MF-2	18	0.562	307LS	IRH-1041	PT UT-45 DEG.	NDT-D-2 NDT-C-2	01-18-01	
1130	IRH-1041-23	T-R	C5.51	MF-2	18	0.562	307LS	IRH-1041	PT UT-45 DEG.	NDT-D-2 NDT-C-2	01-18-01	
1131	IRH-1041-24	R-E	C5.51	MF-2	12	0.406	307LS	IRH-1041	PT UT-45 DEG.	NDT-D-2 NDT-C-2	01-12-01	
1132	IRH-1041-25	E-P	C5.51	MF-2	12	0.406	307LS	IRH-1041	PT UT-45 DEG.	NDT-D-2 NDT-C-2	01-12-01	
1133	IRH-1041-30	P-V	C5.51	MF-2	18	0.562	307LS	IRH-1041	PT UT-45 DEG.	NDT-D-2 NDT-C-2	01-18-01	

NO.	COMPONENT I.D. NO.	COMP. FIG.	ITEM NO.	WELD TYPE	NOM. PIPE SIZE	NOM. THK.	MATL. SPEC.	DRG. NO.	EXAM TYPE	PROC. NO.	CAL. STD. NO.	NOTES
1134	IRH-1041-31	V-E	C5.51	MF-2	18	0.562	307LS	IRH-1041	PT UT-45 DEG.	NDT-D-2 NDT-C-2	01-18-01	
1135	IRH-1042-01	V-P	C5.51	MF-2	10	0.719	903LS	IRH-1042	PT UT-45 DEG.	NDT-D-2 NDT-C-2	01-10-01	
1136	IRH-1042-04	P-T	C5.51	MF-2	10	0.719	903LS	IRH-1042	PT UT-45 DEG.	NDT-D-2 NDT-C-2	01-10-01	
1137	IRH-1042-05	T-E	C5.51	MF-2	10	0.719	903LS	IRH-1042	PT UT-45 DEG.	NDT-D-2 NDT-C-2	01-10-01	
1138	IRH-1042-06	E-P	C5.51	MF-2	10	0.719	903LS	IRH-1042	PT UT-45 DEG.	NDT-D-2 NDT-C-2	01-10-01	
1139	IRH-1042-09	P-R	C5.51	MF-2	10	0.719	903LS	IRH-1042	PT UT-45 DEG.	NDT-D-2 NDT-C-2	01-10-01	
1140	IRH-1042-09A	R-V	C5.51	MF-2	6	0.562	903LS	IRH-1042	PT UT-45 DEG.	NDT-D-2 NDT-C-2	01-06-02	
1141	IRH-1042-10	V-R	C5.51	MF-2	6	0.280	903LS	IRH-1042	N/A	N/A	N/A	INCLUDED IN POPULATION BUT NOT EXAMINED DUE TO WALL THICK. < 3/8"
1142	IRH-1042-11	R-R	C5.51	MF-2	10	0.365	903LS 307LS	IRH-1042	N/A	N/A	N/A	INCLUDED IN POPULATION BUT NOT EXAMINED DUE TO WALL THICK. < 3/8"
1143	IRH-1042-12	P-R	C5.51	MF-2	18	0.562	307LS	IRH-1042	PT UT-45 DEG.	NDT-D-2 NDT-C-2	01-18-01	
1144	IRH-1042-15	P-T	C5.51	MF-2	18	0.562	307LS	IRH-1042	PT UT-45 DEG.	NDT-D-2 NDT-C-2	01-18-01	

NO.	COMPONENT I.D. NO.	COMP. FIG.	ITEM NO.	WELD TYPE	NOM. PIPE SIZE	NOM. THK.	MATL. SPEC.	DWG. NO.	EXAM TYPE	PROC. NO.	CAL. STD. NO.	NOTES
1145	IRH-1042-16	T-E	C5.51	MF-2	18	0.562	307LS	IRH-1042	PT UT-45 DEG.	NDT-D-2 NDT-C-2	01-18-01	
1146	IRH-1042-18	E-P	C5.51	MF-2	18	0.562	307LS	IRH-1042	PT UT-45 DEG.	NDT-D-2 NDT-C-2	01-18-01	
1147	IRH-1042-29	T-P	C5.51	MF-2	10	0.719	903LS	IRH-1042	PT UT-45 DEG.	NDT-D-2 NDT-C-2	01-10-01	
1148	IRH-1042-30	P-E	C5.51	MF-2	10	0.719	903LS	IRH-1042	PT UT-45 DEG.	NDT-D-2 NDT-C-2	01-10-01	
1149	IRH-1042-31	E-P	C5.51	MF-2	10	0.719	903LS	IRH-1042	PT UT-45 DEG.	NDT-D-2 NDT-C-2	01-10-01	
1150	IRH-1042-32	P-E	C5.51	MF-2	10	0.719	903LS	IRH-1042	PT UT-45 DEG.	NDT-D-2 NDT-C-2	01-10-01	
1151	IRH-1042-33	E-P	C5.51	MF-2	10	0.719	903LS	IRH-1042	PT UT-45 DEG.	NDT-D-2 NDT-C-2	01-10-01	
1152	IRH-1042-37	P-V	C5.51	MF-2	10	0.719	903LS	IRH-1042	PT UT-45 DEG.	NDT-D-2 NDT-C-2	01-10-01	
1153	IRH-1042-38	V-R	C5.51	MF-2	10	0.365	903LS 307LS	IRH-1042	N/A	N/A	N/A	INCLUDED IN POPULATION BUT NOT EXAMINED DUE TO WALL THICK. < 3/8"
1154	IRH-1042-40	R-E	C5.51	MF-2	18	0.562	307LS	IRH-1042	PT UT-45 DEG.	NDT-D-2 NDT-C-2	01-18-01	
1155	IRH-1042-42	E-P	C5.51	MF-2	18	0.562	307LS	IRH-1042	PT UT-45 DEG.	NDT-D-2 NDT-C-2	01-18-01	

NO.	COMPONENT I.D. NO.	COMP. FIG.	ITEM NO.	WELD TYPE	NOM. PIPE SIZE	NOM. THK.	MATL. SPEC.	DWG. NO.	EXAM TYPE	PROC. NO.	CAL. STD. NO.	NOTES
1156	IRH-1042-44	P-T	C5.51	MF-2	18	0.562	307LS	IRH-1042	PT UT-45 DEG.	NDT-D-2 NDT-C-2	01-18-01	
1157	IRH-1043-01	V-T	C5.51	MF-2	10	0.719	903LS	IRH-1043	PT UT-45 DEG.	NDT-D-2 NDT-C-2	01-10-01	
1158	IRH-1043-02	T-P	C5.51	MF-2	10	0.719	903LS	IRH-1043	PT UT-45 DEG.	NDT-D-2 NDT-C-2	01-10-01	
1159	IRH-1043-03	T-P	C5.51	MF-2	10	0.719	903LS	IRH-1043	PT UT-45 DEG.	NDT-D-2 NDT-C-2	01-10-01	
1160	IRH-1043-04	P-E	C5.51	MF-2	10	0.719	903LS	IRH-1043	PT UT-45 DEG.	NDT-D-2 NDT-C-2	01-10-01	
1161	IRH-1043-05	E-P	C5.51	MF-2	10	0.719	903LS	IRH-1043	PT UT-45 DEG.	NDT-D-2 NDT-C-2	01-10-01	
1162	IRH-1043-06	P-R	C5.51	MF-2	10	0.719	903LS	IRH-1043	PT UT-45 DEG.	NDT-D-2 NDT-C-2	01-10-01	
1163	IRH-1043-07	R-V	C5.51	MF-2	6	0.562	903LS	IRH-1043	PT UT-45 DEG.	NDT-D-2 NDT-C-2	01-06-02	
1164	IRH-1043-08	V-R	C5.51	MF-2	6	0.280	903LS	IRH-1043	N/A	N/A	N/A	INCLUDED IN POPULATION BUT NOT EXAMINED DUE TO WALL THICK. < 3/8"
1165	IRH-1043-09	R-R	C5.51	MF-2	10	0.365	903LS 307LS	IRH-1043	N/A	N/A	N/A	INCLUDED IN POPULATION BUT NOT EXAMINED DUE TO WALL THICK. < 3/8"
1166	IRH-1043-10	R-P	C5.51	MF-2	18	0.562	307LS	IRH-1043	PT UT-45 DEG.	NDT-D-2 NDT-C-2	01-18-01	

NO.	COMPONENT I.D. NO.	COMP. FIG.	ITEM NO.	WELD TYPE	NOM. PIPE SIZE	NOM. THK.	MATL. SPEC.	DWG. NO.	EXAM TYPE	PROC. NO.	CAL. STD. NO.	NOTES
1167	IRH-1043-10D	P-P	C5.51	MF-2	18	0.562	307LS	IRH-1043	PT UT-45 DEG.	NDT-D-2 NDT-C-2	01-18-01	
1168	IRH-1043-11	P-T	C5.51	MF-2	18	0.562	307LS	IRH-1043	PT UT-45 DEG.	NDT-D-2 NDT-C-2	01-18-01	
1169	IRH-1043-12	P-E	C5.51	MF-2	10	0.719	903LS	IRH-1043	PT UT-45 DEG.	NDT-D-2 NDT-C-2	01-10-01	
1170	IRH-1043-13	E-P	C5.51	MF-2	10	0.719	903LS	IRH-1043	PT UT-45 DEG.	NDT-D-2 NDT-C-2	01-10-01	
1171	IRH-1043-14	P-E	C5.51	MF-2	10	0.719	903LS	IRH-1043	PT UT-45 DEG.	NDT-D-2 NDT-C-2	01-10-01	
1172	IRH-1043-15	E-P	C5.51	MF-2	10	0.719	903LS	IRH-1043	PT UT-45 DEG.	NDT-D-2 NDT-C-2	01-10-01	
1173	IRH-1043-18	P-V	C5.51	MF-2	10	0.719	903LS	IRH-1043	PT UT-45 DEG.	NDT-D-2 NDT-C-2	01-10-01	
1174	IRH-1043-19	V-R	C5.51	MF-2	10	0.365	903LS 307LS	IRH-1043	N/A	N/A	N/A	INCLUDED IN POPULATION BUT NOT EXAMINED DUE TO WALL THICK. < 3/8"
1175	IRH-1043-20	R-E	C5.51	MF-2	18	0.562	307LS	IRH-1043	PT UT-45 DEG.	NDT-D-2 NDT-C-2	01-18-01	
1176	IRH-1043-21	E-P	C5.51	MF-2	18	0.562	307LS	IRH-1043	PT UT-45 DEG.	NDT-D-2 NDT-C-2	01-18-01	
1177	IRH-1043-22	P-T	C5.51	MF-2	18	0.562	307LS	IRH-1043	PT UT-45 DEG.	NDT-D-2 NDT-C-2	01-18-01	

NO.	COMPONENT I.D. NO.	COMP. FIG.	ITEM NO.	WELD TYPE	NOM. PIPE SIZE	NOM. THK.	MATL. SPEC.	DWG. NO.	EXAM TYPE	PROC. NO.	CAL. STD. NO.	NOTES
1178	IRH-1047-02	R-F	C5.51	MF-2	8	0.322	307LS	IRH-1047	N/A	N/A	N/A	INCLUDED IN POPULATION BUT NOT EXAMINED DUE TO WALL THICK. < 3/8"
1179	IRH-1047-04	F-P	C5.51	MF-2	8	0.322	307LS	IRH-1047	N/A	N/A	N/A	INCLUDED IN POPULATION BUT NOT EXAMINED DUE TO WALL THICK. < 3/8"
1180	IRH-1047-07	P-V	C5.51	MF-2	8	0.322	307LS	IRH-1047	N/A	N/A	N/A	INCLUDED IN POPULATION BUT NOT EXAMINED DUE TO WALL THICK. < 3/8"
1181	IRH-1047-08	V-P	C5.51	MF-2	8	0.322	307LS	IRH-1047	N/A	N/A	N/A	INCLUDED IN POPULATION BUT NOT EXAMINED DUE TO WALL THICK. < 3/8"
1182	IRH-1047-11	P-E	C5.51	MF-2	8	0.322	307LS	IRH-1047	N/A	N/A	N/A	INCLUDED IN POPULATION BUT NOT EXAMINED DUE TO WALL THICK. < 3/8"
1183	IRH-1047-15	E-V	C5.51	MF-2	8	0.322	307LS	IRH-1047	N/A	N/A	N/A	INCLUDED IN POPULATION BUT NOT EXAMINED DUE TO WALL THICK. < 3/8"
1184	IRH-1047-17	V-P	C5.51	MF-2	8	0.322	307LS 105LS	IRH-1047	N/A	N/A	N/A	INCLUDED IN POPULATION BUT NOT EXAMINED DUE TO WALL THICK. < 3/8"
1185	IRH-1047-18	P-E	C5.51	MF-2	8	0.322	105LS	IRH-1047	N/A	N/A	N/A	INCLUDED IN POPULATION BUT NOT EXAMINED DUE TO WALL THICK. < 3/8"
1186	IRH-1047-19	E-P	C5.51	MF-2	8	0.322	105LS	IRH-1047	N/A	N/A	N/A	INCLUDED IN POPULATION BUT NOT EXAMINED DUE TO WALL THICK. < 3/8"
1187	IRH-1047-21	P-E	C5.51	MF-2	8	0.322	105LS	IRH-1047	N/A	N/A	N/A	INCLUDED IN POPULATION BUT NOT EXAMINED DUE TO WALL THICK. < 3/8"
1188	IRH-1047-22	E-P	C5.51	MF-2	8	0.322	105LS	IRH-1047	N/A	N/A	N/A	INCLUDED IN POPULATION BUT NOT EXAMINED DUE TO WALL THICK. < 3/8"

NO.	COMPONENT I.D. NO.	COMP. FIG.	ITEM NO.	WELD TYPE	NOM. PIPE SIZE	NOM. THK.	MATL. SPEC.	DWG. NO.	EXAM TYPE	PROC. NO.	CAL. STD. NO.	NOTES
1189	IRH-1047-26	R-F	C5.51	MF-2	8	0.322	307LS	IRH-1047	N/A	N/A	N/A	INCLUDED IN POPULATION BUT NOT EXAMINED DUE TO WALL THICK. < 3/8"
1190	IRH-1047-28	F-P	C5.51	MF-2	8	0.322	307LS	IRH-1047	N/A	N/A	N/A	INCLUDED IN POPULATION BUT NOT EXAMINED DUE TO WALL THICK. < 3/8"
1191	IRH-1047-30B	P-P	C5.51	MF-2	8	0.322	307LS	IRH-1047	N/A	N/A	N/A	INCLUDED IN POPULATION BUT NOT EXAMINED DUE TO WALL THICK. < 3/8"
1192	IRH-1047-31	P-V	C5.51	MF-2	8	0.322	307LS	IRH-1047	N/A	N/A	N/A	INCLUDED IN POPULATION BUT NOT EXAMINED DUE TO WALL THICK. < 3/8"
1193	IRH-1047-32	V-P	C5.51	MF-2	8	0.322	307LS	IRH-1047	N/A	N/A	N/A	INCLUDED IN POPULATION BUT NOT EXAMINED DUE TO WALL THICK. < 3/8"
1194	IRH-1047-36	P-E	C5.51	MF-2	8	0.322	307LS	IRH-1047	N/A	N/A	N/A	INCLUDED IN POPULATION BUT NOT EXAMINED DUE TO WALL THICK. < 3/8"
1195	IRH-1047-38	E-V	C5.51	MF-2	8	0.322	307LS	IRH-1047	N/A	N/A	N/A	INCLUDED IN POPULATION BUT NOT EXAMINED DUE TO WALL THICK. < 3/8"
1196	IRH-1047-39	V-P	C5.51	MF-2	8	0.322	307LS 105LS	IRH-1047	N/A	N/A	N/A	INCLUDED IN POPULATION BUT NOT EXAMINED DUE TO WALL THICK. < 3/8"
1197	IRH-1047-41	P-T	C5.51	MF-2	8	0.322	105LS	IRH-1047	N/A	N/A	N/A	INCLUDED IN POPULATION BUT NOT EXAMINED DUE TO WALL THICK. < 3/8"
1198	IRH-1047-42	P-T	C5.51	MF-2	8	0.322	105LS	IRH-1047	N/A	N/A	N/A	INCLUDED IN POPULATION BUT NOT EXAMINED DUE TO WALL THICK. < 3/8"
1199	IRH-1047-43	T-P	C5.51	MF-2	8	0.322	105LS	IRH-1047	N/A	N/A	N/A	INCLUDED IN POPULATION BUT NOT EXAMINED DUE TO WALL THICK. < 3/8"

NO.	COMPONENT I.D. NO.	COMP. FIG.	ITEM NO.	WELD TYPE	NOM. PIPE SIZE	NOM. THK.	MATL. SPEC.	DWG. NO.	EXAM TYPE	PROC. NO.	CAL. STD. NO.	NOTES
1200	IRH-1047-44	P-E	C5.51	MF-2	8	0.322	105LS	IRH-1047	N/A	N/A	N/A	INCLUDED IN POPULATION BUT NOT EXAMINED DUE TO WALL THICK. < 3/8"
1201	IRH-1047-45	E-P	C5.51	MF-2	8	0.322	105LS	IRH-1047	N/A	N/A	N/A	INCLUDED IN POPULATION BUT NOT EXAMINED DUE TO WALL THICK. < 3/8"
1202	IRH-1047-47	P-W	C5.81	MF-2	8	0.322	105LS	IRH-1047	N/A	N/A	N/A	INCLUDED IN POPULATION BUT NOT EXAMINED DUE TO WALL THICK. < 3/8"
1203	IRH-1077-01	P-N	C5.51	MF-2	18	0.562	307LS	IRH-1077	PT UT-45 DEG.	NDT-D-2 NDT-C-2	01-18-01	
1204	IRH-1077-12	P-E	C5.51	MF-2	18	0.562	307LS	IRH-1077	PT UT-45 DEG.	NDT-D-2 NDT-C-2	01-18-01	
1205	IRH-1077-13	E-P	C5.51	MF-2	18	0.562	307LS	IRH-1077	PT UT-45 DEG.	NDT-D-2 NDT-C-2	01-18-01	
1206	IRH-1077-18	P-E	C5.51	MF-2	18	0.562	307LS	IRH-1077	PT UT-45 DEG.	NDT-D-2 NDT-C-2	01-18-01	
1207	IRH-1077-20	E-P	C5.51	MF-2	18	0.562	307LS	IRH-1077	PT UT-45 DEG.	NDT-D-2 NDT-C-2	01-18-01	
1208	IRH-1077-23	P-V	C5.51	MF-2	18	0.562	307LS	IRH-1077	PT UT-45 DEG.	NDT-D-2 NDT-C-2	01-18-01	
1209	IRH-1077-24	V-E	C5.51	MF-2	18	0.562	307LS	IRH-1077	PT UT-45 DEG.	NDT-D-2 NDT-C-2	01-18-01	
1210	IRH-1077-29	E-T	C5.51	MF-2	18	0.562	307LS	IRH-1077	PT UT-45 DEG.	NDT-D-2 NDT-C-2	01-18-01	

NO.	COMPONENT I.D. NO.	COMP. FIG.	ITEM NO.	WELD TYPE	NOM. PIPE SIZE	NOM. THK.	MATL. SPEC.	DWG. NO.	EXAM TYPE	PROC. NO.	CAL. STD. NO.	NOTES
1211	IRH-1077-30	P-T	C5.51	MF-2	18	0.562	307LS	IRH-1077	PT UT-45 DEG.	NDT-D-2 NDT-C-2	01-18-01	
1212	IRH-1077-33	P-V	C5.51	MF-2	18	0.562	307LS	IRH-1077	PT UT-45 DEG.	NDT-D-2 NDT-C-2	01-18-01	
1213	IRH-1077-34	T-P	C5.51	MF-2	18	0.562	307LS	IRH-1077	PT UT-45 DEG.	NDT-D-2 NDT-C-2	01-18-01	
1214	IRH-1077-37	P-P	C5.51	MF-2	18	0.562	307LS	IRH-1077	PT UT-0 DEG. UT-45 DEG.	NDT-D-2 NDT-C-2	01-18-01	
1215	IRH-1077-53	P-F	C5.51	MF-2	18	0.562	307LS	IRH-1077	PT UT-45 DEG.	NDT-D-2 NDT-C-2	01-18-01	
1216	IRH-1077-55	F-P	C5.51	MF-2	18	0.562	307LS	IRH-1077	PT UT-45 DEG.	NDT-D-2 NDT-C-2	01-18-01	
1217	IRH-1077-56	P-E	C5.51	MF-2	18	0.562	307LS	IRH-1077	PT UT-45 DEG.	NDT-D-2 NDT-C-2	01-18-01	
1218	IRH-1077-57	E-P	C5.51	MF-2	18	0.562	307LS	IRH-1077	PT UT-45 DEG.	NDT-D-2 NDT-C-2	01-18-01	
1219	IRH-1077-60	P-T	C5.51	MF-2	18	0.562	307LS	IRH-1077	PT UT-45 DEG.	NDT-D-2 NDT-C-2	01-18-01	
1220	IRH-1077-61	T-P	C5.51	MF-2	18	0.562	307LS	IRH-1077	PT UT-45 DEG.	NDT-D-2 NDT-C-2	01-18-01	
1221	IRH-1077-62	P-E	C5.51	MF-2	18	0.562	307LS	IRH-1077	PT UT-45 DEG.	NDT-D-2 NDT-C-2	01-18-01	

NO.	COMPONENT I.D. NO.	COMP. FIG.	ITEM NO.	WELD TYPE	NOM. PIPE SIZE	NOM. THK.	MATL. SPEC.	DWG. NO.	EXAM TYPE	PROC. NO.	CAL. STD. NO.	NOTES
1222	IRH-1077-64	T-P	C5.51	MF-2	18	0.562	307LS	IRH-1077	PT UT-45 DEG.	NDT-D-2 NDT-C-2	01-18-01	
1223	IRH-1077-67	P-E	C5.51	MF-2	18	0.562	307LS	IRH-1077	PT UT-45 DEG.	NDT-D-2 NDT-C-2	01-18-01	
1224	IRH-1077-71	E-V	C5.51	MF-2	18	0.562	307LS	IRH-1077	PT UT-45 DEG.	NDT-D-2 NDT-C-2	01-18-01	
1225	IRH-1077-72	V-P	C5.51	MF-2	18	0.562	307LS	IRH-1077	PT UT-45 DEG.	NDT-D-2 NDT-C-2	01-18-01	

NO.	COMPONENT I.D. NO.	COMP. FIG.	ITEM NO.	WELD TYPE	NOM. PIPE SIZE	NOM. THK.	MATL. SPEC.	DWG. NO.	EXAM TYPE	PROC. NO.	CAL. STD. NO.	NOTES
1	IHP-PU1-01	E-F	C6.10	GE-2	12	1.312	A234 WPB A350 GR.LF1/LF2	GEL-1049	PT	NDT-D-2	N/A	
2	IHP-PU1-02	P-E	C6.10	GE-2	6	1.25	A350 GR.LF1/LF2 A234 WPB	GEL-1049	PT	NDT-D-2	N/A	
3	IHP-PU1-03	PL-E	C6.10	GE-2	12	1.312	A516 GR.70 A234 WPB	GEL-1049	PT	NDT-D-2	N/A	
4	IHP-PU1-04	PL-SH	C6.10	GE-2	54	0.75	A516 GR.70 A516 GR.70	GEL-1049	PT	NDT-D-2	N/A	
5	IHP-PU1-05	P-SH	C6.10	GE-2	24	0.688	A333 GR.6 A516 GR.70	GEL-1049	PT	NDT-D-2	N/A	
6	IHP-PU1-06	P-F	C6.10	GE-2	24	0.688	A333 GR.6 A516 GR.70	GEL-1049	PT	NDT-D-2	N/A	
7	IHP-PU1-07A	PULS	C6.10	GE-2	54	0.75	A516 GR.70	GEL-1049	PT	NDT-D-2	N/A	
8	IHP-PU1-07B	PULS	C6.10	GE-2	54	0.75	A516 GR.70	GEL-1049	PT	NDT-D-2	N/A	
9	IHP-PU1-07C	PULS	C6.10	GE-2	54	0.75	A516 GR.70	GEL-1049	PT	NDT-D-2	N/A	
10	IHP-PU1-08A	SH-SH	C6.10	GE-2	54	0.75	A516 GR.70	GEL-1049	PT	NDT-D-2	N/A	

NO.	COMPONENT I.D. NO.	COMP. FIG.	ITEM NO.	WELD TYPE	NOM. PIPE SIZE	NOM. THK.	MATL. SPEC.	DWG. NO.	EXAM TYPE	PROC. NO.	CAL. STD. NO.	NOTES
11	IHP-PU1-08B	SH-SH	C6.10	GE-2	54	0.75	A516 GR.70	GEL-1049	PT	NDT-D-2	N/A	
12	IHP-PU1-08C	HD-SH	C6.10	GE-2	54	0.75	A516 GR.70	GEL-1049	PT	NDT-D-2	N/A	
13	IHP-PU1-09	HD-SP	C6.10	GE-2	6	0.75	A516 GR.70 A350 GR.LF1/LF2	GEL-1049	PT	NDT-D-2	N/A	
14	ILP-PU-01	E-F	C6.10	GE-2	14	0.438	A234 WPB A350 GR.LF1/LF2	GEL-1050	PT	NDT-D-2	N/A	
15	ILP-PU-02	P-E	C6.10	GE-2	6	0.438	A350 GR.LF1/LF2 A234 WPB	GEL-1050	PT	NDT-D-2	N/A	
16	ILP-PU-03	PL-E	C6.10	GE-2	14	0.438	A516 GR.70 A234 WPB	GEL-1050	PT	NDT-D-2	N/A	
17	ILP-PU-04	PL-SH	C6.10	GE-2	36	0.75	A516 GR.70	GEL-1050	PT	NDT-D-2	N/A	
18	ILP-PU-05	P-SH	C6.10	GE-2	24	0.688	A333 GR.6 A516 GR.70	GEL-1050	PT	NDT-D-2	N/A	
19	ILP-PU-06	P-F	C6.10	GE-2	24	0.688	A333 GR.6 A516 GR.70	GEL-1050	PT	NDT-D-2	N/A	
20	ILP-PU-07	SH-SH	C6.10	GE-2	36	0.75	A516 GR.70	GEL-1050	PT	NDT-D-2	N/A	

NO.	COMPONENT I.D. NO.	COMP. FIG.	ITEM NO.	WELD TYPE	NOM. PIPE SIZE	NOM. THK.	MATL. SPEC.	DWG. NO.	EXAM TYPE	PROC. NO.	CAL. STD. NO.	NOTES
21	ILP-PU-08	SH-HD	C6.10	GE-2	36	0.75	A516 GR.70	GEL-1050	PT	NDT-D-2	N/A	
22	ILP-PU-09	HD-SP	C6.10	GE-2	6	0.75	A516 GR.70 A350 GR.LF1/LF2	GEL-1050	PT	NDT-D-2	N/A	
23	IRH-PU1A-01	E-F	C6.10	GE-2	14	0.438	A234 WPB A350 GR.LF1/LF2	GEL-1003	PT	NDT-D-2	N/A	
24	IRH-PU1A-02	P-E	C6.10	GE-2	6	0.438	A350 GR.LF1/LF2 A234 WPB	GEL-1003	PT	NDT-D-2	N/A	
25	IRH-PU1A-03	PL-E	C6.10	GE-2	14	0.438	A516 GR.70 A234 WPB	GEL-1003	PT	NDT-D-2	N/A	
26	IRH-PU1A-04	PL-SH	C6.10	GE-2	36	0.75	A516 GR.70	GEL-1003	PT	NDT-D-2	N/A	
27	IRH-PU1A-05	P-SH	C6.10	GE-2	24	0.688	A333 GR.6 A516 GR.70	GEL-1003	PT	NDT-D-2	N/A	
28	IRH-PU1A-06	P-F	C6.10	GE-2	24	0.688	A333 GR.6 A516 GR.70	GEL-1003	PT	NDT-D-2	N/A	
29	IRH-PU1A-07A	PULS	C6.10	GE-2	36	0.75	A516 GR.70	GEL-1003	PT	NDT-D-2	N/A	
30	IRH-PU1A-07B	PULS	C6.10	GE-2	36	0.75	A516 GR.70	GEL-1003	PT	NDT-D-2	N/A	

NO.	COMPONENT I.D. NO.	COMP. FIG.	ITEM NO.	WELD TYPE	NOM. PIPE SIZE	NOM. THK.	MATL. SPEC.	DWG. NO.	EXAM TYPE	PROC. NO.	CAL. STD. NO.	NOTES
31	IRH-PU1A-07C	PULS	C6.10	GE-2	36	0.75	A516 GR.70	GEL-1003	PT	NDT-D-2	N/A	
32	IRH-PU1A-08A	SH-SH	C6.10	GE-2	36	0.75	A516 GR.70	GEL-1003	PT	NDT-D-2	N/A	
33	IRH-PU1A-08B	SH-SH	C6.10	GE-2	36	0.75	A516 GR.70	GEL-1003	PT	NDT-D-2	N/A	
34	IRH-PU1A-08C	HD-SH	C6.10	GE-2	36	0.75	A516 GR.70	GEL-1003	PT	NDT-D-2	N/A	
35	IRH-PU1A-09	HD-SP	C6.10	GE-2	6	0.75	A516 GR.70 A350 GR.LF1/LF2	GEL-1003	PT	NDT-D-2	N/A	
36	IRH-PU1B-01	E-F	C6.10	GE-2	14	0.438	A234 WPB A350 GR.LF1/LF2	GEL-1003	PT	NDT-D-2	N/A	
37	IRH-PU1B-02	P-E	C6.10	GE-2	6	0.438	A350 GR.LF1/LF2 A234 WPB	GEL-1003	PT	NDT-D-2	N/A	
38	IRH-PU1B-03	PL-E	C6.10	GE-2	14	0.438	A516 GR.70 A234 WPB	GEL-1003	PT	NDT-D-2	N/A	
39	IRH-PU1B-04	PL-SH	C6.10	GE-2	36	0.75	A516 GR.70	GEL-1003	PT	NDT-D-2	N/A	
40	IRH-PU1B-05	P-SH	C6.10	GE-2	24	0.688	A333 GR.6 A516 GR.70	GEL-1003	PT	NDT-D-2	N/A	

NO.	COMPONENT I.D. NO.	COMP. FIG.	ITEM NO.	WELD TYPE	NOM. PIPE SIZE	NOM. THK.	MATL. SPEC.	DWG. NO.	EXAM TYPE	PROC. NO.	CAL. STD. NO.	NOTES
41	IRH-PU1B-06	P-F	C6.10	GE-2	24	0.688	A333 GR.6 A516 GR.70	GEL-1003	PT	NDT-D-2	N/A	
42	IRH-PU1B-07A	PULS	C6.10	GE-2	36	0.75	A516 GR.70	GEL-1003	PT	NDT-D-2	N/A	
43	IRH-PU1B-07B	PULS	C6.10	GE-2	36	0.75	A516 GR.70	GEL-1003	PT	NDT-D-2	N/A	
44	IRH-PU1B-07C	PULS	C6.10	GE-2	36	0.75	A516 GR.70	GEL-1003	PT	NDT-D-2	N/A	
45	IRH-PU1B-08A	SH-SH	C6.10	GE-2	36	0.75	A516 GR.70	GEL-1003	PT	NDT-D-2	N/A	
46	IRH-PU1B-08B	SH-SH	C6.10	GE-2	36	0.75	A516 GR.70	GEL-1003	PT	NDT-D-2	N/A	
47	IRH-PU1B-08C	HD-SH	C6.10	GE-2	36	0.75	A516 GR.70	GEL-1003	PT	NDT-D-2	N/A	
48	IRH-PU1B-09	HD-SP	C6.10	GE-2	6	0.75	A516 GR.70 A350 GR.LF1/LF2	GEL-1003	PT	NDT-D-2	N/A	
49	IRH-PU1C-01	E-F	C6.10	GE-2	14	0.438	A234 WPB A350 GR.LF1/LF2	GEL-1003	PT	NDT-D-2	N/A	
50	IRH-PU1C-02	P-E	C6.10	GE-2	6	0.438	A350 GR.LF1/LF2 A234 WPB	GEL-1003	PT	NDT-D-2	N/A	

NO.	COMPONENT I.D. NO.	COMP. FIG.	ITEM NO.	WELD TYPE	NOM. PIPE SIZE	NOM. THK.	MATL. SPEC.	DWG. NO.	EXAM TYPE	PROC. NO.	CAL. STD. NO.	NOTES
51	IRH-PU1C-03	PL-E	C6.10	GE-2	14	0.438	A516 GR.70 A234 WPB	GEL-1003	PT	NDT-D-2	N/A	
52	IRH-PU1C-04	PL-SH	C6.10	GE-2	36	0.75	A516 GR.70	GEL-1003	PT	NDT-D-2	N/A	
53	IRH-PU1C-05	P-SH	C6.10	GE-2	24	0.688	A333 GR.6 A516 GR.70	GEL-1003	PT	NDT-D-2	N/A	
54	IRH-PU1C-06	P-FL	C6.10	GE-2	24	0.688	A333 GR.6 A516 GR.70	GEL-1003	PT	NDT-D-2	N/A	
55	IRH-PU1C-07A	PULS	C6.10	GE-2	36	0.75	A516 GR.70	GEL-1003	PT	NDT-D-2	N/A	
56	IRH-PU1C-07B	PULS	C6.10	GE-2	36	0.75	A516 GR.70	GEL-1003	PT	NDT-D-2	N/A	
57	IRH-PU1C-07C	PULS	C6.10	GE-2	36	0.75	A516 GR.70	GEL-1003	PT	NDT-D-2	N/A	
58	IRH-PU1C-08A	SH-SH	C6.10	GE-2	36	0.75	A516 GR.70	GEL-1003	PT	NDT-D-2	N/A	
59	IRH-PU1C-08B	SH-SH	C6.10	GE-2	36	0.75	A516 GR.70	GEL-1003	PT	NDT-D-2	N/A	
60	IRH-PU1C-08C	HD-SH	C6.10	GE-2	36	0.75	A516 GR.70	GEL-1003	PT	NDT-D-2	N/A	

NO.	COMPONENT I.D. NO.	COMP. FIG.	ITEM NO.	WELD TYPE	NOM. PIPE SIZE	NOM. THK.	MATL. SPEC.	DWG. NO.	EXAM TYPE	PROC. NO.	CAL. STD. NO.	NOTES
61	IRH-PU1C-09	HD-SP	C6.10	GE-2	6	0.75	A516 GR.70 A350 GR.LF1/LF2	GEL-1003	PT	NDT-D-2	N/A	

UNIT 1
EXAM CATEGORY D-A
CLASS C INTEGRAL ATTACHMENTS

ITEM NO.	TYPE	RESTRAINT NUMBER	M-799 SHEET	M. DRAWING NUMBER	PIPE SIZE	BUILDING	ELEVATION	ROW	COLUMN
D1.20	A	1DG01P	DIESEL GENERATOR COOLING WATER PUMP						
D1.20	A	0DG01P	DIESEL GENERATOR COOLING WATER PUMP						
D1.20	A	1E22-C002	HPCS DIESEL GENERATOR COOLING WATER PUMP						
D1.20	A	1E22-S001	HPCS DIESEL GENERATOR COOLER						
D1.20	A	0DG01A	DIESEL GENERATOR COOLER						
D1.20	A	1DG01A	DIESEL GENERATOR COOLER						
D1.20	A	1RB-50		M-1201 S1	14				
D1.20	A	1DR-22		M-1202 S1	14				
D1.20	A	1DR-20		M-1202 S1	10				
D1.20	A	HP73-1016A	20	825	24	D	734	L	8
D1.20	R	DG02-1001R	7	830/3	10				
D1.20	R	DG03-1802R	34		12				
D1.20	R	DG04-0003R	6		8				
D1.20	R	DG13-0001R	6		6				
D1.20	R	DG16-0014R	8	825	24				
D1.20	R	HP52-1006R	6	838/2	10	D	699	N	8
D1.20	R	RT44-1003R	18	840/1	6				
D1.20	X	DG02-0013X	23	414/11	12				
D1.20	X	DG02-0014X	23	414/11	12				
D1.20	X	DG02-1010X	9		10				
D1.20	X	DG03-0006X	31	844/2	8				
D1.20	X	DG03-0045X	23	830/3	12				

UNIT 1
EXAM CATEGORY D-A
CLASS C INTEGRAL ATTACHMENTS

ITEM NO.	TYPE	RESTRAINT NUMBER	M-799 SHEET	M. DRAWING NUMBER	PIPE SIZE	BUILDING	ELEVATION	ROW	COLUMN
D1.20	X	DG03-1021X	9		10				
D1.20	X	DG03-1022X	9		10				
D1.20	X	DG03-1036X	9		10				
D1.20	X	DG03-1041X	31	830/4	8				
D1.20	X	DG03-1049X	23	830/4	8				
D1.20	X	DG03-1801X	37		12				
D1.20	X	DG04-1007X	37	830	8				
D1.20	X	DG04-1029X	24	830/4	8				
D1.20	X	DG11-1001X	5	830	6				
D1.20	X	DG13-0010X	23	830/3	6				
D1.20	X	DG14-1011X	24	830/1	6				
D1.20	X	DG23-1011X	24	830/1	6				
D1.20	X	DG23-1013X	37	830/1	6				
D1.20	X	DG23-1018X	31	839/2	6				
D1.20	X	DG27-1004X	37	830/3	6				
D1.20	X	DG32-1003X	23	825	8				
D1.20	X	HP52-1031X	21	830/2	10				
D1.20	X	HP52-1034X	24		8	D	717	L	7
D1.20	X	HP52-1800X	33	1005/4	8				
D1.20	X	HP52-1803X	33	1005/4	8				
D1.20	X	HP52-1804X	33	1005/4	8				
D1.20	X	HP53-1007X	37	1005/6	10	D	702	L	8
D1.20	X	HP53-1008X	9		10	D	702	L	8
D1.20	X	HP53-1009X	9		8	D	721	L	7
D1.20	X	HP53-1010X	9		8	D	721	L	7
D1.20	X	MS04-1051X	18	800/8	12	C	730	+	4
D1.20	X	MS04-1057X	18	800/11	12	C	728	+	2
D1.20	X	MS04-1141X	23	800/10	12	C	758	+	1
D1.20	X	MS04-1142X	27	800/10	12	C	758	+	1
D1.20	X	MS04-1207X	21	800/11	12	C	784	+	2
D1.20	X	MS04-1220X	27	800/11	12	C	757	+	2
D1.20	X	MS04-1226X	2	800/9	12				
D1.20	X	MS04-1260X	27	800/9	12	C	779	+	778
D1.20	X	MS04-1262X	24	800/8	12				
D1.20	X	MS04-1278X	23	800/9	12	C	773	+	4
D1.20	X	MS04-1302X	21	800/8	12	C	780	+	4
D1.20	X	MS04-1340X	21	800/9	12	C	745	+	4

UNIT 1
EXAM CATEGORY D-A
CLASS C INTEGRAL ATTACHMENTS

ITEM NO.	TYPE	RESTRAINT NUMBER	M-799 SHEET	M. DRAWING NUMBER	PIPE SIZE	BUILDING	ELEVATION	ROW	COLUMN
D1.20	X	MS04-1342X	21	800/9	12	C	751	+	3
D1.20	X	MS04-1366X	27	800/8	12	C	757	+	4
D1.20	X	MS04-1372X	28	830/3	12	C	749	+	4
D1.20	X	MS04-1380X	27	800/8	12				
D1.20	X	MS04-1383X	23	800/8&16	12	C	749	+	4
D1.20	X	MS04-1397X	27	800/8	12	C	743	+	4
D1.20	X	MS04-1547X	20	800/23	12	C	718	+	3
D1.20	X	MS04-1556X	20	800/23	12	C	718	+	3
D1.20	X	MS04-1559X	20	800/24	12	C	718	+	1
D1.20	X	MS04-1562X	20	800/23	12	C	718	+	4
D1.20	X	MS04-1568X	20	800/24	12	C	718	+	1
D1.20	X	MS04-1571X	20	800/23	12	C	718	+	1
D1.20	X	MS04-1577X	20	800/23	12	C	718	+	3
D1.20	X	MS04-1579X	20	800/24	12	C	718	+	2
D1.20	X	MS04-1580X	20	800/10	12	C	718	+	1
D1.20	X	MS04-1581X	20		12	C	718	+	4
D1.20	X	MS04-1585X	20		12	C	718	+	4
D1.20	X	MS04-1586X	20	800/23	12	C	718	+	4
D1.20	X	MS04-1593X	20	800/23	12	C	718	+	3
D1.20	X	MS04-1596X	20	800/24	12	C	718	+	2
D1.20	X	MS04-1597X	20	800/8	12	C	728	+	2
D1.20	X	MS04-1600X	20	800/23	12	C	718	+	3
D1.20	X	MS04-1604X	20	800/23	12	C	718	+	4
D1.20	X	MS04-1607X	20	800/24	12	C	718	+	1
D1.20	X	MS04-1608X	29	800/23	12	C	708	+	3
D1.20	X	MS04-1609X	29	800/23	12	C	707	+	3
D1.20	X	MS04-1610X	29	800/23	12	C	688	+	3
D1.20	X	MS04-1611X	29	800/23	12	C	686	+	3
D1.20	X	MS04-1612X	29	800/24	12	C	712	+	2
D1.20	X	MS04-1613X	29	800/24	12	C	711	+	2
D1.20	X	MS04-1614X	29	800/24	12	C	688	+	2
D1.20	X	MS04-1615X	29	800/24	12	C	686	+	2
D1.20	X	MS04-1616X	29	800/24	12	C	711	+	1
D1.20	X	MS04-1617X	29	800/24	12	C	712	+	1
D1.20	X	MS04-1618X	29	800/24	12	C	686	+	1
D1.20	X	MS04-1619X	29	800/24	12	C	688	+	1
D1.20	X	MS04-1620X	29	800/23	12	C	712	+	3

UNIT 1
EXAM CATEGORY D-A
CLASS C INTEGRAL ATTACHMENTS

ITEM NO.	TYPE	RESTRAINT NUMBER	M-799 SHEET	M. DRAWING NUMBER	PIPE SIZE	BUILDING	ELEVATION	ROW	COLUMN
D1.20	X	MS04-1621X	29	800/23	12	C	711	+	3
D1.20	X	MS04-1622X	29	800/23	12	C	688	+	3
D1.20	X	MS04-1623X	29	800/23	12	C	686	+	3
D1.20	X	MS04-1624X	29	800/23	12	C	708	+	1
D1.20	X	MS04-1625X	29	800/23	12	C	707	+	1
D1.20	X	MS04-1626X	29	800/23	12	C	688	+	1
D1.20	X	MS04-1627X	29	800/23	12	C	686	+	1
D1.20	X	MS04-1628X	29	800/23	12	C	708	+	4
D1.20	X	MS04-1629X	29	800/23	12	C	707	+	4
D1.20	X	MS04-1630X	29	800/23	12	C	687	+	4
D1.20	X	MS04-1631X	29	800/23	12	C	686	+	4
D1.20	X	MS04-1632X	29	800/24	12	C	708	+	1
D1.20	X	MS04-1633X	29	800/24	12	C	707	+	1
D1.20	X	MS04-1634X	29	800/24	12	C	688	+	1
D1.20	X	MS04-1635X	29	800/24	12	C	686	+	1
D1.20	X	MS04-1636X	29	800/23	12	C	712	+	3
D1.20	X	MS04-1637X	29	800/23	12	C	711	+	3
D1.20	X	MS04-1638X	29	800/23	12	C	688	+	3
D1.20	X	MS04-1639X	29	800/23	12	C	686	+	3
D1.20	X	MS04-1640X	29	800/24	12	C	708	+	2
D1.20	X	MS04-1641X	29	800/24	12	C	707	+	2
D1.20	X	MS04-1642X	29	800/24	12	C	688	+	2
D1.20	X	MS04-1643X	29	800/24	12	C	686	+	2
D1.20	X	MS04-1644X	29	800/23	12	C	711	+	4
D1.20	X	MS04-1645X	29	800/23	12	C	712	+	4
D1.20	X	MS04-1646X	29	800/23	12	C	686	+	4
D1.20	X	MS04-1647X	29	800/23	12	C	688	+	4
D1.20	X	MS04-1648X	29	800/23	12	C	708	+	2
D1.20	X	MS04-1649X	29	800/23	12	C	707	+	2
D1.20	X	MS04-1650X	29	800/23	12	C	688	+	2
D1.20	X	MS04-1651X	29	800/23	12	C	686	+	2
D1.20	X	MS04-1652X	29	800/23	12	C	708	+	3
D1.20	X	MS04-1653X	29	800/23	12	C	707	+	4
D1.20	X	MS04-1654X	29	800/23	12	C	688	+	3
D1.20	X	MS04-1655X	29	800/23	12	C	686	+	3
D1.20	X	MS04-1656X	29	800/24	12	C	712	+	2
D1.20	X	MS04-1657X	29	800/24	12	C	711	+	2

UNIT 1
EXAM CATEGORY D-A
CLASS C INTEGRAL ATTACHMENTS

ITEM NO.	TYPE	RESTRAINT NUMBER	M-799 SHEET	M. DRAWING NUMBER	PIPE SIZE	BUILDING	ELEVATION	ROW	COLUMN
D1.20	X	MS04-1658X	29	800/24	12	C	688	+	2
D1.20	X	MS04-1659X	29	800/24	12	C	686	+	2
D1.20	X	MS04-1660X	29	800/23	12	C	707	+	4
D1.20	X	MS04-1661X	29	800/23	12	C	708	+	4
D1.20	X	MS04-1662X	29	800/23	12	C	686	+	4
D1.20	X	MS04-1663X	29	800/23	12	C	688	+	4
D1.20	X	MS04-1664X	29	800/24	12	C	708	+	1
D1.20	X	MS04-1665X	29	800/24	12	C	707	+	1
D1.20	X	MS04-1666X	29	800/24	12	C	688	+	1
D1.20	X	MS04-1667X	29	800/24	12	C	686	+	1
D1.20	X	MS04-1668X	29	800/23	12	C	708	+	3
D1.20	X	MS04-1669X	29	800/23	12	C	707	+	3
D1.20	X	MS04-1670X	29	800/23	12	C	688	+	3
D1.20	X	MS04-1671X	29	800/23	12	C	686	+	3
D1.20	X	MS04-1672X	29	800/24	12	C			
D1.20	X	MS04-1673X	29	800/24	12	C			
D1.20	X	MS04-1674X	29	800/24	12	C			
D1.20	X	MS04-1675X	29	800/24	12	C			
D1.20	X	MS04-1676X	29	800/23	12	C			
D1.20	X	MS04-1677X	29	800/23	12	C			
D1.20	X	MS04-1678X	29	800/23	12	C			
D1.20	X	MS04-1679X	29	800/23	12	C			
D1.30	S	DG04-0036S	37	830	8				
D1.30	S	MS04-1138S	24	800/10	12	C	781	+	1
D1.30	S	MS04-1139S	24	800/10	12	C	781	+	1
D1.30	S	MS04-1150S	23	800/10	12	C	748	+	1
D1.30	S	MS04-1153S	23	800/10	12	C	781	+	1
D1.30	S	MS04-1155S	23	800/10	12	C	781	+	1
D1.30	S	MS04-1169S	27	800/10	12	C	749	+	1
D1.30	S	MS04-1174S	27	800/19	12	C	772	+	1
D1.30	S	MS04-1192S	27	800/10	12	C	760	+	2
D1.30	S	MS04-1197S	23	800/11	12	C	778	+	1
D1.30	S	MS04-1202S	23	800/11	12	C	755	+	2
D1.30	S	MS04-1204S	25	800/11	12	C	781	+	2
D1.30	S	MS04-1216S	24	800/10	12	C	756	+	1
D1.30	S	MS04-1218S	24	800/11	12	C	764	+	2

UNIT 1
EXAM CATEGORY D-A
CLASS C INTEGRAL ATTACHMENTS

ITEM NO.	TYPE	RESTRAINT NUMBER	M-799 SHEET	M. DRAWING NUMBER	PIPE SIZE	BUILDING	ELEVATION	ROW	COLUMN
D1.30	S	MS04-1237S	25	800/8	12	C	780	+	4
D1.30	S	MS04-1245S	23	800/8	12	C	780	+	4
D1.30	S	MS04-1246S	23	800/8	12	C	779	+	4
D1.30	S	MS04-1250S	27	800/8	12	C	771	+	4
D1.30	S	MS04-1253S	25	800/8	12	C	778	+	4
D1.30	S	MS04-1259S	27	800/9	12	C	780	+	3
D1.30	S	MS04-1270S	23	800/9	12	C	781	+	4
D1.30	S	MS04-1281S	23	800/9	12	C	773	+	4
D1.30	S	MS04-1304S	21	800/8	12				
D1.30	S	MS04-1308S	23	800/8	12	C	773	+	4
D1.30	S	MS04-1322S	24	800/11	12	C	766	+	2
D1.30	S	MS04-1324S	24	800/10	12	C	749	+	2
D1.30	S	MS04-1329S	24	800/10	12	C	772	+	1
D1.30	S	MS04-1345S	23	800/8	12	C	743	+	4
D1.30	S	MS04-1347S	21	800/8	12	C	757	+	4
D1.30	S	MS04-1349S	28	800/8	12				
D1.30	S	MS04-1351S	27	800/8	12	C	758	+	4
D1.30	S	MS04-1354S	24	800	12	C	749	+	3
D1.30	S	MS04-1359S	27	800/9	12	C	780	+	3
D1.30	S	MS04-1363S	24	800/9	12	C	759	+	4
D1.30	S	MS04-1369S	25	800/8	12	C	779	+	4
D1.30	S	MS04-1373S	24	800/9	12	C	766	+	3
D1.30	S	MS04-1398S	23	800/8	12	C	758	+	4
D1.30	S	MS04-1510S	27	800	12	C	749	+	1
D1.30	S	MS04-1551S	21	800/10	12	C	781	+	1
D1.30	S	MS04-1683S	27	800/10	12	C	769	+	1
D1.40	V	DG02-0003V	5	830	12				
D1.40	V	DG04-1005V	11	830/3	12				
D1.40	V	DG32-1005V	8	825	24				
D1.40	V	HP52-1802V	30	1005/4	8	D	718	L	6
D1.40	V	HP73-1010V	8	825	24	D	726	L	8
D1.40	V	MS04-1023V	3	800/16	12				
D1.50	C	DG18-0015C	11	825	30				
D1.50	C	HP75-1004C	12	825	30	D	743	L	6
D1.50	C	MS04-1006C	2	800/18	12	C	775	+	1
D1.50	C	MS04-1008C	2	800/19	12	C	774	+	1

UNIT 1
EXAM CATEGORY D-A
CLASS C INTEGRAL ATTACHMENTS

ITEM NO.	TYPE	RESTRAINT NUMBER	M-799 SHEET	M. DRAWING NUMBER	PIPE SIZE	BUILDING	ELEVATION	ROW	COLUMN
D1.50	C	MS04-1010C	2	800/19	12	C	776	+	1
D1.50	C	MS04-1012C	2	800/19	12	C	774	+	1
D1.50	C	MS04-1016C	12	800/11	12	C	770	+	1
D1.50	C	MS04-1017C	12	800/11	12	C	748	+	2
D1.50	C	MS04-1018C	2	800/20	12	C	774	+	2
D1.50	C	MS04-1024C	3	800/8	12	C	775	+	4
D1.50	C	MS04-1028C	2	800/9	12	C	770	+	3
D1.50	C	MS04-1038C	2	800/9	12				
D1.50	C	MS04-1040C	2	800/16	12				
D1.50	C	MS04-1012C	2	800/19	12				
D1.50	C	MS04-1016C	12	800/11	12				
D1.50	C	MS04-1017C	12	800/11	12				
D1.50	C	MS04-1018C	2	800/20	12				
D1.50	C	MS04-1023C	3	800/16	12				
D1.50	C	MS04-1024C	3	800/8	12				
D1.50	C	MS04-1028C	2	800/9	12				
D1.50	C	MS04-1038C	2	800/9	12				
D1.50	C	MS04-1040C	2	800/16	12				
D1.50	C	MS04-1226C	2	800/9	12				

UNIT 1
EXAM CATEGORY D-B
CLASS C INTEGRAL ATTACHMENTS

ITEM NO.	TYPE	RESTRAINT NUMBER	M-799 SHEET	M. DRAWING NUMBER	PIPE SIZE	BUILDING	ELEVATION	ROW	COLUMN
D2.20	A	1E12-C300A	RHR SERVICE WATER PUMP						
D2.20	A	1E12-C300B	RHR SERVICE WATER PUMP						
D2.20	A	1E12-C300C	RHR SERVICE WATER PUMP						
D2.20	A	1E12-C300D	RHR SERVICE WATER PUMP						
D2.20	A	1DR-27		1202/1	36				
D2.20	A	1DR-28		1202/1	20				
D2.20	A	1OB-80		1202/1	20				
D2.20	A	1RB-64		1201/1	20				
D2.20	A	1RB-7		1201/1	24				
D2.20	R	RH81-1001R	5	830	16	D	677	J	8
D2.20	R	RH81-1002R	32		16	D	676	F	8
D2.20	R	RH81-1025R	18	830/3	16	O	676	F	8
D2.20	R	RH81-1026R	18	830/3	16				
D2.20	X	RH81-1010X	19	839/2	20	D	687	F	8
D2.20	X	RH81-1022X	24	830	16	D	687	G	8
D2.20	X	RH82-1021X	9	830/3	20	A	687	J	8
D2.20	X	RH82-1030X	20	830/1	20	R	708	B	9
D2.20	X	RH82-1031X	20	830/1	20	R	730	B	9
D2.20	X	RH82-1038X	33	1005/18	20	R	686	D	14
D2.20	X	RH82-1040X	40	830/2	20	R	686	D	14
D2.20	X	RH82-1042X	40	1005/18	20				
D2.20	X	RH82-1046X	14	830/2	20	R	695	G	14
D2.20	X	RH82-1049X		830/3	20				
D2.20	X	RH82-1054X	23	830/2	20				
D2.20	X	RH82-1064X	21	830/1	20				
D2.20	X	RH82-1067X	21	830/1	20				
D2.20	X	RH82-1070X	23	830/2	20				

UNIT 1
EXAM CATEGORY D-B
CLASS C INTEGRAL ATTACHMENTS

ITEM NO.	TYPE	RESTRAINT NUMBER	M-799 SHEET	M. DRAWING NUMBER	PIPE SIZE	BUILDING	ELEVATION	ROW	COLUMN
D2.20	X	RH83-1041X	28	830/1	20	R	698	A	10
D2.20	X	VG02-0014X	37	932/3	24				
D2.20	X	VG04-1009X	23	832/1	20	R	801	C	14
D2.20	X	VG04-1015X	21	832	20	R	797	G	15
D2.20	X	VG04-1019X	21	832/2	20	R	797	G	15
D2.40	V	RH81-1003V	6	839/3	16	D	685	F	8
D2.40	V	RH81-1004V	6	839/3	16	D	684	G	8
D2.40	V	RH81-1024V		830/3	20	D	683	F	7
D2.40	V	RH81-1027V	22	830	20	D	682	J	8
D2.40	V	RH82-1007V	5	830/1	20				
D2.40	V	RH82-1069V	38	830/1	20				
D2.40	V	RH82-1073V	38	1005/18	20				

UNIT 1
EXAM CATEGORY D-C
CLASS C INTEGRAL ATTACHMENTS

ITEM NO.	TYPE	RESTRAINT NUMBER	M-799 SHEET	M. DRAWING NUMBER	PIPE SIZE	BUILDING	ELEVATION	ROW	COLUMN
D3.20	A	1FC03PA	FUEL POOL EMERGENCY MAKE UP PUMP						
D3.20	A	1FC03PB	FUEL POOL EMERGENCY MAKE UP PUMP						
D3.20	A	1FC01AA	FUEL POOL HEAT EXCHANGER						
D3.20	A	1FC01AB	FUEL POOL HEAT EXCHANGER						
D3.20	A	1FC01PA	FUEL POOL COOLING PUMP						
D3.20	A	1FC01PB	FUEL POOL COOLING PUMP						
D3.20	A	1FC01DA	FUEL POOL COOLING FILTER/ DEMINERALIZER						
D3.20	A	1FC01DB	FUEL POOL COOLING FILTER/ DEMINERALIZER						
D3.20	A	FC66-1013A	20	841/7	12				
D3.20	R	FC02-1003R	10	841/2	12				
D3.20	R	FC02-1004R	10	841/2	12				
D3.20	R	FC02-1005R	10	841/2	12				
D3.20	R	FC02-1013R	5	841/9	12				
D3.20	R	FC02-1014R	5	841/9	12				
D3.20	R	FC02-1015R	5	841/9	12				
D3.20	R	FC02-1016R	5	841/9	12				
D3.20	R	FC02-1017R	5	841/9	12				
D3.20	R	FC02-1018R	5	841/9	12				
D3.20	R	FC02-1019R	5	841/9	12				
D3.20	R	FC02-1020R	5	841/9	12				
D3.20	R	FC02-1022R	8	841/6	12				
D3.20	R	FC02-1800R	38	841/9	12				
D3.20	R	FC02-1801R	38		12				
D3.20	R	FC02-1802R	32		12				
D3.20	R	FC02-1803R	38	841/9	12				

UNIT 1
EXAM CATEGORY D-C
CLASS C INTEGRAL ATTACHMENTS

ITEM NO.	TYPE	RESTRAINT NUMBER	M-799 SHEET	M. DRAWING NUMBER	PIPE SIZE	BUILDING	ELEVATION	ROW	COLUMN
D3.20	R	FC02-1804R	42	841/9	12				
D3.20	R	FC02-1805R	38		12				
D3.20	R	FC02-1806R	38	841/9	12				
D3.20	R	FC02-1807R	38	841/9	12				
D3.20	R	FC02-1808R	38	841/9	12				
D3.20	R	FC03-1003R	6	841	12				
D3.20	R	FC03-1010R	5	841/9	12				
D3.20	R	FC03-1012R	5	841/9	12				
D3.20	R	FC03-1013R	5	841/9	12				
D3.20	R	FC03-1014R	5	841/9	12				
D3.20	R	FC03-1015R	5	841/9	12				
D3.20	R	FC03-1016R	5	841/9	12				
D3.20	R	FC03-1017R	16	841/2	12				
D3.20	R	FC03-1045V	11	841/1	12				
D3.20	R	FC03-1801R	34	841/9	12				
D3.20	R	FC03-1802R	30	841/3	12				
D3.20	R	FC03-1803R	30	841/9	12				
D3.20	R	FC03-1804R	30	841/3	12				
D3.20	R	FC03-1805R	30	841/9	12				
D3.20	R	FC03-1806R	30	841/9	12				
D3.20	R	FC03-1807R	30	841/9	12				
D3.20	R	FC03-1809R	42	841/9	12				
D3.20	R	FC03-1811R	42	841/9	12				
D3.20	R	FC03-1812R	42	841/9	12				
D3.20	R	FC03-1813R	42	841/9	12				
D3.20	R	FC03-1814R	42	841/9	12				
D3.20	R	FC03-1815R	42	841/9	12				
D3.20	R	FC03-1816R	42	841/9	12				
D3.20	R	FC04-1019R	12		8				
D3.20	R	FC04-1046R	15	841/3	8				
D3.20	R	FC07-1004R	10	841	12				
D3.20	R	FC27-1022R	12	841/6	20				
D3.20	R	FC27-1042R	22	841/5	20				
D3.20	R	FC27-1808R	30		20				
D3.20	R	FC30-1153R	12	830/7	6				
D3.20	R	FC33-1005R	18	841/8	8				
D3.20	R	FC66-1002R	8	841/7	6				

UNIT 1
EXAM CATEGORY D-C
CLASS C INTEGRAL ATTACHMENTS

ITEM NO.	TYPE	RESTRAINT NUMBER	M-799 SHEET	M. DRAWING NUMBER	PIPE SIZE	BUILDING	ELEVATION	ROW	COLUMN
D3.20	R	FC66-1003R	8	841/7	12				
D3.20	R	FC66-1800R	39	1201/4	12				
D3.20	X	FC08-1020X	24	841/7	12				
D3.20	X	FC11-1900X	11	841/2	6				
D3.20	X	FC11-1902X	21	841/2	6				
D3.20	X	FC11-1906X	11	841/4	6				
D3.20	X	FC11-1907X	23	841/2	10				
D3.20	X	FC11-1908X	23	841/2	10				
D3.20	X	FC11-1909X	37		10				
D3.20	X	FC11-1911X	23	841/2	14				
D3.20	X	FC27-1036X	23	841/4	20				
D3.20	X	FC27-1037X	23	841/4	20				
D3.20	X	FC27-1041X	37		20				
D3.20	X	FC27-1045X	18	811/5	20				
D3.20	X	FC27-1047X	38	930	20				
D3.20	X	FC27-1802X	37		20				
D3.20	X	FC27-1805X	40		20				
D3.20	X	FC28-1003X	33	1043/8	16	R	835	A	10
D3.20	X	FC28-1801X	40	1043/8	16				
D3.20	X	FC30-1009X	9	930/3	6				
D3.20	X	FC30-1011X	23	830/3	6				
D3.20	X	FC30-1012X	23	830/3	6				
D3.20	X	FC30-1013X	23	830/3	6				
D3.20	X	FC30-1018X	37	1005/23	6				
D3.20	X	FC30-1029X	9	930/3	6				
D3.20	X	FC30-1031X	9	930/3	6				
D3.20	X	FC30-1045X	31	1005/23	6				
D3.20	X	FC30-1051X	16	830/3	6				
D3.20	X	FC30-1061X	37	830/7	6				
D3.20	X	FC30-1063X	15	830/7	6				
D3.20	X	FC30-1079X	37	830/7	6				
D3.20	X	FC30-1083X	40	1005/26	6				
D3.20	X	FC30-1091X	11	830/6	6				
D3.20	X	FC30-1135X	40	830/7	6				
D3.20	X	FC30-1148X	23	930/7	6				
D3.20	X	FC30-1151X	31		6				
D3.20	X	FC30-1197X	27	830/3	6				

UNIT 1
EXAM CATEGORY D-C
CLASS C INTEGRAL ATTACHMENTS

ITEM NO.	TYPE	RESTRAINT NUMBER	M-799 SHEET	M. DRAWING NUMBER	PIPE SIZE	BUILDING	ELEVATION	ROW	COLUMN
D3.20	X	FC30-1205X	33		6				
D3.20	X	FC30-1210X	24	830/5	6				
D3.20	X	FC30-1216X	31	930/3	6				
D3.20	X	FC30-1802X	40	1005/26	16				
D3.40	V	FC01-1015V	14	841/2	14				
D3.40	V	FC02-1001V	10	841/2	12				
D3.40	V	FC02-1006V	10	841/2	12				
D3.40	V	FC03-1005V	12	841	12				
D3.40	V	FC04-1006V	16	841/3	8				
D3.40	V	FC04-1017V	16	841/4	8				
D3.40	V	FC04-1024V	16	841/3	8				
D3.40	V	FC04-1042V	11	841/1	12				
D3.40	V	FC04-1043V	11	841/1	12				
D3.40	V	FC08-1019V	31		12				
D3.40	V	FC28-1001V	12	841/3	16	R	791	A	10
D3.40	V	FC30-1073V	12	830/7	6				
D3.40	V	FC30-1194V	15	830/7	6				
D3.40	V	FC87-1001V	12	841/1	12				

NO.	COMPONENT I.D. NO.	ITEM NO.	WELD TYPE	MATL. SPEC.	THICK. (IN)	CAL. STD. NO.	AZ(DEG) ELV(FT)	DWG. NO.	EXAM REQUIRED	PROC. NO.	NOTES
1	LCS-2-AA	B1.11	2V1	SA-533	6.5	01-92-01 01-92-06	0-360 767	GEL-1119 GEL-1061	UT-0 DEG. UT-45 DEG. UT-60 DEG.	NDT-C-30	
2	LCS-2-AB	B1.11	2V6	SA-533	6.44	01-92-01	0-360 780	GEL-1119	UT-0 DEG. UT-45 DEG. UT-60 DEG.	NDT-C-30	
3	LCS-2-AC	B1.11	2V6	SA-533	6.44	01-92-01	0-360 793	GEL-1119	UT-0 DEG. UT-45 DEG. UT-60 DEG.	NDT-C-30	
4	LCS-2-AD	B1.11	2V8	SA-533	6.44 7.25	01-92-01 01-92-03	0-360 806	GEL-1119	UT-0 DEG. UT-45 DEG. UT-60 DEG.	NDT-C-30	
5	LCS-2-BA	B1.12	2V7	SA-533	6.44	01-92-01	317 772	GEL-1119	UT-0 DEG. UT-45 DEG. UT-60 DEG.	NDT-C-30	
6	LCS-2-BB	B1.12	2V7	SA-533	6.44	01-92-01	77 772	GEL-1119	UT-0 DEG. UT-45 DEG. UT-60 DEG.	NDT-C-30	
7	LCS-2-BC	B1.12	2V7	SA-533	6.44	01-92-01	197 772	GEL-1119	UT-0 DEG. UT-45 DEG. UT-60 DEG.	NDT-C-30	
8	LCS-2-BD	B1.12	2V7	SA-533	6.44	01-92-01	350 788	GEL-1119	UT-0 DEG. UT-45 DEG. UT-60 DEG	NDT-C-30	
9	LCS-2-BE	B1.12	2V7	SA-533	6.44	01-92-01	110 788	GEL-1119	UT-0 DEG. UT-45 DEG. UT-60 DEG.	NDT-C-30	
10	LCS-2-BF	B1.12	2V7	SA-533	6.44	01-92-01	230 788	GEL-1119	UT-0 DEG. UT-45 DEG. UT-60 DEG.	NDT-C-30	

NO.	COMPONENT I.D. NO.	ITEM NO.	WELD TYPE	MATL. SPEC.	THICK. (IN)	CAL. STD. NO.	AZ(DEG) ELV(FT)	DWG. NO.	EXAM REQUIRED	PROC. NO.	NOTES
11	LCS-2-BG	B1.12	2V7	SA-533	6.44	01-92-01	50 798	GEL-1119	UT-0 DEG. UT-45 DEG. UT-60 DEG.	NDT-C-30	
12	LCS-2-BH	B1.12	2V7	SA-533	6.44	01-92-01	170 798	GEL-1119	UT-0 DEG. UT-45 DEG. UT-60 DEG.	NDT-C-30	
13	LCS-2-BJ	B1.12	2V7	SA-533	6.44	01-92-01	290 798	GEL-1119	UT-0 DEG. UT-45 DEG. UT-60 DEG.	NDT-C-30	
14	LCS-2-BK	B1.12	2V9	SA-533	7.25	01-92-03	330 811	GEL-1119	UT-0 DEG. UT-45 DEG. UT-60 DEG.	NDT-C-30	
15	LCS-2-BM	B1.12	2V9	SA-533	7.25	01-92-03	90 811	GEL-1119	UT-0 DEG. UT-45 DEG. UT-60 DEG.	NDT-C-30	
16	LCS-2-BN	B1.12	2V9	SA-533	7.25	01-92-03	210 811	GEL-1119	UT-0 DEG. UT-45 DEG. UT-60 DEG.	NDT-C-30	
17	GEL-1060-AH	B1.21	2V12	SA-533	5.12 3.62	01-92-04 01-92-05	0-360 N/A	GEL-1060	UT-0 DEG. UT-45 DEG. UT-60 DEG.	NDT-C-30	
18	GEL-1061-AJ	B1.21	2V2	SA-533	6.75 7.5	01-92-06 01-92-07	0-360 N/A	GEL-1061	UT-0 DEG. UT-45 DEG. UT-60 DEG.	NDT-C-30	
19	GEL-1060-DH	B1.22	2V13	SA-533	5.12	01-92-04	15 N/A	GEL-1060	UT-0 DEG. UT-45 DEG. UT-60 DEG.	NDT-C-30	
20	GEL-1060-DJ	B1.22	2V13	SA-533	5.12	01-92-04	75 N/A	GEL-1060	UT-0 DEG. UT-45 DEG. UT-60 DEG.	NDT-C-30	

NO.	COMPONENT I.D. NO.	ITEM NO.	WELD TYPE	MATL. SPEC.	THICK. (IN)	CAL. STD. NO.	AZ(DEG) ELV(FT)	DWG. NO.	EXAM REQUIRED	PROC. NO.	NOTES
21	GEL-1060-DK	B1.22	2V13	SA-533	5.12	01-92-04	135 N/A	GEL-1060	UT-0 DEG. UT-45 DEG. UT-60 DEG.	NDT-C-30	
22	GEL-1060-DM	B1.22	2V13	SA-533	5.12	01-92-04	195 N/A	GEL-1060	UT-0 DEG. UT-45 DEG. UT-60 DEG.	NDT-C-30	
23	GEL-1060-DN	B1.22	2V13	SA-533	5.12	01-92-04	255 N/A	GEL-1060	UT-0 DEG. UT-45 DEG. UT-60 DEG.	NDT-C-30	
24	GEL-1060-DP	B1.22	2V13	SA-533	5.12	01-92-04	315 N/A	GEL-1060	UT-0 DEG. UT-45 DEG. UT-60 DEG.	NDT-C-30	
25	GEL-1061-DA	B1.22	2V3	SA-533	6.75	01-92-06	165 N/A	GEL-1061	UT-0 DEG. UT-45 DEG. UT-60 DEG.	NDT-C-30	
26	GEL-1061-DB	B1.22	2V3	SA-533	6.75	01-92-06	225 N/A	GEL-1061	UT-0 DEG. UT-45 DEG. UT-60 DEG.	NDT-C-30	
27	GEL-1061-DC	B1.22	2V3	SA-533	6.75	01-92-06	285 N/A	GEL-1061	UT-0 DEG. UT-45 DEG. UT-60 DEG.	NDT-C-30	
28	GEL-1061-DD	B1.22	2V3	SA-533	6.75	01-92-06	345 N/A	GEL-1061	UT-0 DEG. UT-45 DEG. UT-60 DEG.	NDT-C-30	
29	GEL-1061-DE	B1.22	2V3	SA-533	6.75	01-92-06	345 N/A	GEL-1061	UT-0 DEG. UT-45 DEG. UT-60 DEG.	NDT-C-30	
30	GEL-1061-DF	B1.22	2V3	SA-533	6.75	01-92-06	345 N/A	GEL-1061	UT-0 DEG. UT-45 DEG. UT-60 DEG.	NDT-C-30	

NO.	COMPONENT I.D. NO.	ITEM NO.	WELD TYPE	MATL. SPEC.	THICK. (IN)	CAL. STD. NO.	AZ(DEG) ELV(FT)	DWG. NO.	EXAM REQUIRED	PROC. NO.	NOTES
31	GEL-1061-DG	B1.22	2V4	SA-533	8.25	01-92-07	N/A N/A	GEL-1061	UT-0 DEG. UT-45 DEG. UT-60 DEG.	NDT-C-30	
32	GEL-1061-DR	B1.22	2V4	SA-533	8.25	01-92-07	N/A N/A	GEL-1061	UT-0 DEG. UT-45 DEG. UT-60 DEG.	NDT-C-30	
33	LCS-2-AE	B1.30	2V10	SA-533	7.25	01-92-03	0-360 817	GEL-1119	UT-0 DEG. UT-45 DEG. UT-60 DEG.	NDT-C-30	
34	GEL-1060-AG	B1.40	2V11	SA-533	5.12	01-92-04	0-360 N/A	GEL-1060	UT-0 DEG. UT-45 DEG. UT-60 DEG.	NDT-B-1 NDT-C-30	

NO.	COMPONENT I.D. NO.	ITEM NO.	WELD TYPE	MATL. SPEC.	THICK. (IN)	CAL. STD. NO.	AZ (DEG) ELV(FT)	DWG. NO.	EXAM REQUIRED	PROC. NO.	NOTES
1	LCS-2-N1A	B3.90	2V14	SA-533	6.44	01-92-01	0 772	GEL-1119	UT-0 DEG. UT-45 DEG. UT-60 DEG.	NDT-C-30	
2	2-NIR-1A	B3.100	NIR	SA-508	N/A	F.W. CLAD NOZ.	0 772	GEL-1119	UT	NDT-C-10	
3	LCS-2-N1B	B3.90	2V14	SA-533	6.44	01-92-01	180 772	GEL-1119	UT-0 DEG. UT-45 DEG. UT-60 DEG.	NDT-C-30	
4	2-NIR-1B	B3.100	NIR	SA-508	N/A	F.W. CLAD NOZ.	180 772	GEL-1119	UT	NDT-C-10	
5	LCS-2-N2A	B3.90	2V15	SA-533	6.44	01-92-01	30 772	GEL-1119	UT-0 DEG. UT-45 DEG. UT-60 DEG.	NDT-C-30	
6	2-NIR-2A	B3.100	NIR	SA-508	N/A	F.W. CLAD NOZ.	30 772	GEL-1119	UT	NDT-C-10	
7	LCS-2-N2B	B3.90	2V15	SA-533	6.44	01-92-01	60 772	GEL-1119	UT-0 DEG. UT-45 DEG. UT-60 DEG.	NDT-C-30	
8	2-NIR-2B	B3.100	NIR	SA-508	N/A	F.W. CLAD NOZ.	60 772	GEL-1119	UT	NDT-C-10	
9	LCS-2-N2C	B3.90	2V15	SA-533	6.44	01-92-01	90 772	GEL-1119	UT-0 DEG. UT-45 DEG. UT-60 DEG.	NDT-C-30	
10	2-NIR-2C	B3.100	NIR	SA-508	N/A	F.W. CLAD NOZ.	90 772	GEL-1119	UT	NDT-C-10	
11	LCS-2-N2D	B3.90	2V15	SA-533	6.44	01-92-01	120 772	GEL-1119	UT-0 DEG. UT-45 DEG. UT-60 DEG.	NDT-C-30	

NO.	COMPONENT I.D. NO.	ITEM NO.	WELD TYPE	MATL. SPEC.	THICK. (IN)	CAL. STD. NO.	AZ(DEG) ELV(FT)	DWG. NO.	EXAM REQUIRED	PROC. NO.	NOTES
12	2-NIR-2D	B3.100	NIR	SA-508	N/A	F.W. CLAD NOZ.	120 772	GEL-1119	UT	NDT-C-10	
13	LCS-2-N2E	B3.90	2V15	SA-533	6.44	01-92-01	150 772	GEL-1119	UT-0 DEG. UT-45 DEG. UT-60 DEG.	NDT-C-30	
14	2-NIR-2E	B3.100	NIR	SA-508	N/A	F.W. CLAD NOZ.	150 772	GEL-1119	UT	NDT-C-10	
15	LCS-2-N2F	B3.90	2V15	SA-533	6.44	01-92-01	210 772	GEL-1119	UT-0 DEG. UT-45 DEG. UT-60 DEG.	NDT-C-30	
16	2-NIR-2F	B3.100	NIR	SA-508	N/A	F.W. CLAD NOZ.	210 772	GEL-1119	UT	NDT-C-10	
17	LCS-2-N2G	B3.90	2V15	SA-533	6.44	01-92-01	240 772	GEL-1119	UT-0 DEG. UT-45 DEG. UT-60 DEG.	NDT-C-30	
18	2-NIR-2G	B3.100	NIR	SA-508	N/A	F.W. CLAD NOZ.	240 772	GEL-1119	UT	NDT-C-10	
19	LCS-2-N2H	B3.90	2V15	SA-533	6.44	01-92-01	270 772	GEL-1109	UT-0 DEG. UT-45 DEG. UT-60 DEG.	NDT-C-30	
20	2-NIR-2H	B3.100	NIR	SA-508	N/A	F.W. CLAD NOZ.	270 772	GEL-1119	UT	NDT-C-10	
21	LCS-2-N2J	B3.90	2V15	SA-533	6.44	01-92-01	300 772	GEL-1119	UT-0 DEG. UT-45 DEG. UT-60 DEG.	NDT-C-30	
22	2-NIR-2J	B3.100	NIR	SA-508	N/A	F.W. CLAD NOZ.	300 772	GEL-1119	UT	NDT-C-10	

NO.	COMPONENT I.D. NO.	ITEM NO.	WELD TYPE	MATL. SPEC.	THICK. (IN)	CAL. STD. NO.	AZ (DEG) ELV (FT)	DWG. NO.	EXAM REQUIRED	PROC. NO.	NOTES
23	LCS-2-N2K	B3.90	2V15	SA-533	6.44	01-92-01	330 772	GEL-1119	UT-0 DEG. UT-45 DEG. UT-60 DEG.	NDT-C-30	
24	2-NIR-2K	B3.100	NIR	SA-508	N/A	F.W. CLAD NOZ.	330 772	GEL-1119	UT	NDT-C-10	
25	LCS-2-N3A	B3.90	2V16	SA-533	7 NOM.	01-92-03	72 811	GEL-1119	UT-0 DEG. UT-45 DEG. UT-60 DEG.	NDT-C-30	
26	2-NIR-3A	B3.100	NIR	SA-508	N/A	F.W. CLAD NOZ.	72 811	GEL-1119	UT	NDT-C-10	
27	LCS-2-N3B	B3.90	2V16	SA-533	7 NOM.	01-92-03	108 811	GEL-1119	UT-0 DEG. UT-45 DEG. UT-60 DEG.	NDT-C-30	
28	2-NIR-3B	B3.100	NIR	SA-508	N/A	F.W. CLAD NOZ.	108 811	GEL-1119	UT	NDT-C-10	
29	LCS-2-N3C	B3.90	2V16	SA-533	7 NOM.	01-92-03	252 811	GEL-1119	UT-0 DEG. UT-45 DEG. UT-60 DEG.	NDT-C-30	
30	2-NIR-3C	B3.100	NIR	SA-508	N/A	F.W. CLAD NOZ.	252 811	GEL-1119	UT	NDT-C-10	
31	LCS-2-N3D	B3.90	2V16	SA-533	7 NOM.	01-92-03	288 811	GEL-1119	UT-0 DEG. UT-45 DEG. UT-60 DEG.	NDT-C-30	
32	2-NIR-3D	B3.100	NIR	SA-508	N/A	F.W. CLAD NOZ.	288 811	GEL-1119	UT	NDT-C-10	
33	LCS-2-N4A	B3.90	2V17	SA-533	6.44	01-92-01	30 798	GEL-1119	UT-0 DEG. UT-45 DEG. UT-60 DEG.	NDT-C-30	

NO.	COMPONENT I.D. NO.	ITEM NO.	WELD TYPE	MATL. SPEC.	THICK. (IN)	CAL. STD. NO.	AZ (DEG) ELV (FT)	DWG. NO.	EXAM REQUIRED	PROC. NO.	NOTES
34	2-NIR-4A	B3.100	NIR	SA-508	N/A	UNCLAD F.W. NOZ. CAL. BLK.	30 798	GEL-1119	UT	NDT-C-27	AUG. 1B
35	LCS-2-N4B	B3.90	2V17	SA-533	6.44	01-92-01	90 798	GEL-1119	UT-0 DEG. UT-45 DEG. UT-60 DEG.	NDT-C-30	
36	2-NIR-4B	B3.100	NIR	SA-508	N/A	UNCLAD F.W. NOZ. CAL. BLK.	90 798	GEL-1119	UT	NDT-C-27	AUG. 1B
37	LCS-2-N4C	B3.90	2V17	SA-533	6.44	01-92-01	150 798	GEL-1119	UT-0 DEG. UT-45 DEG. UT-60 DEG.	NDT-C-30	
38	2-NIR-4C	B3.100	NIR	SA-508	N/A	UNCLAD F.W. NOZ. CAL. BLK.	150 798	GEL-1119	UT	NDT-C-27	AUG. 1B
39	LCS-2-N4D	B3.90	2V17	SA-533	6.44	01-92-01	210 798	GEL-1119	UT-0 DEG. UT-45 DEG. UT-60 DEG.	NDT-C-30	
40	2-NIR-4D	B3.100	NIR	SA-508	N/A	UNCLAD F.W. NOZ. CAL. BLK.	210 798	GEL-1119	UT	NDT-C-27	AUG. 1B
41	LCS-2-N4E	B3.90	2V17	SA-533	6.44	01-92-01	270 798	GEL-1119	UT-0 DEG. UT-45 DEG. UT-60 DEG.	NDT-C-30	
42	2-NIR-4E	B3.100	NIR	SA-508	N/A	UNCLAD F.W. NOZ. CAL. BLK.	270 798	GEL-1119	UT	NDT-C-27	AUG. 1B
43	LCS-2-N4F	B3.90	2V17	SA-533	6.44	01-92-01	330 798	GEL-1119	UT-0 DEG. UT-45 DEG. UT-60 DEG.	NDT-C-30	
44	2-NIR-4F	B3.100	NIR	SA-508	N/A	UNCLAD F.W. NOZ. CAL. BLK.	330 798	GEL-1119	UT	NDT-C-27	AUG. 1B

NO.	COMPONENT I.D. NO.	ITEM NO.	WELD TYPE	MATL. SPEC.	THICK. (IN)	CAL. STD. NO.	AZ (DEG) ELV (FT)	DWG. NO.	EXAM REQUIRED	PROC. NO.	NOTES
45	LCS-2-N5A	B3.90	2V18	SA533	6.44	01-92-01	120 797	GEL-1119	UT-0 DEG. UT-45 DEG. UT-60 DEG.	NDT-C-30	
46	2-NIR-5A	B3.100	NIR	SA-508	N/A	F.W. CLAD NOZ.	120 797	GEL-1119	UT	NDT-C-10	
47	LCS-2-N6A	B3.90	2V19	SA533	6.44	01-92-01	45 788	GEL-1119	UT-0 DEG. UT-45 DEG. UT-60 DEG.	NDT-C-30	
48	2-NIR-6A	B3.100	NIR	SA-508	N/A	F.W. CLAD NOZ.	45 788	GEL-1119	UT	NDT-C-10	
49	LCS-2-N6B	B3.90	2V19	SA533	6.44	01-92-01	135 788	GEL-1119	UT-0 DEG. UT-45 DEG. UT-60 DEG.	NDT-C-30	
50	2-NIR-6B	B3.100	NIR	SA-508	N/A	F.W. CLAD NOZ.	135 788	GEL-1119	UT	NDT-C-10	
51	LCS-2-N6C	B3.90	2V19	SA533	6.44	01-92-01	315 788	GEL-1119	UT-0 DEG. UT-45 DEG. UT-60 DEG.	NDT-C-30	
52	2-NIR-6C	B3.100	NIR	SA-508	N/A	F.W. CLAD NOZ.	315 788	GEL-1119	UT	NDT-C-10	
53	LCS-2-N7	B3.90	2V20	SA533	3.62	3.8 01-92-05 & 01-92-04	TOP HEAD	GEL-1060	UT-0 DEG. UT-45 DEG. UT-60 DEG.	NDT-C-30	
54	2-NIR-7	B3.100	NIR	SA-508	N/A	N/A	TOP HEAD	GEL-1060	PT	NDT-D-2	SEE CR-09
55	LCS-2-N8	B3.90	2V21	SA533	3.62	01-91-05	TOP HEAD	GEL-1060	UT-0 DEG. UT-45 DEG. UT-60 DEG.	NDT-C-30	

NO.	COMPONENT I.D. NO.	ITEM NO.	WELD TYPE	MATL. SPEC.	THICK. (IN)	CAL. STD. NO.	AZ (DEG) ELV (FT)	DWG. NO.	EXAM REQUIRED	PROC. NO.	NOTES
56	2-NIR-8	B3.100	NIR	SA-508	N/A	N/A	TOP HEAD	GEL-1060	PT	NDT-D-2	SEE CR-09
57	LCS-2-N9A	B3.90	2V22	SA533	6.44	6.8 01-92-01	105 768	GEL-1119	UT-0 DEG. UT-45 DEG. UT-60 DEG.	NDT-C-30	
58	2-NIR-9A	B3.100	NIR	SA-508	N/A	CRD RETURN LINE NOZ. M.U.	105 768	GEL-1119	UT	NDT-C-10	
59	LCS-2-N9B	B3.90	2V22	SA533	6.44	01-92-01	285 768	GEL-1119	UT-0 DEG. UT-45 DEG. UT-60 DEG.	NDT-C-30	
60	2-NIR-9B	B3.100	NIR	SA-508	N/A	CRD RETURN LINE NOZ. M.U.	285 768	GEL-1119	UT	NDT-C-10	
61	LCS-2-N10A	B3.90	2V23	SA533	6.44	01-92-01	180 795	GEL-1119	UT-0 DEG. UT-45 DEG. UT-60 DEG.	NDT-C-30	
62	2-NIR-10A	B3.100	NIR	SA-508	N/A	CRD RETURN LINE NOZ. M.U.	180 795	GEL-1119	UT	NDT-C-10	
63	LCS-2-N16A	B3.90	2V24	SA533	6.44	01-92-01	240 797	GEL-1119	UT-0 DEG. UT-45 DEG. UT-60 DEG.	NDT-C-30	
64	2-NIR-16A	B3.100	NIR	SA-508	N/A	F.W. CLAD NOZ. M.U.	240 797	GEL-1119	UT	NDT-C-10	
65	LCS-2-N18	B3.90	2V25	SA533	3.62	01-92-05 & 01-92-04	TOP HEAD	GEL-1060	UT-0 DEG. UT-45 DEG. UT-60 DEG.	NDT-C-30	
66	2-NIR-18	B3.100	NIR	SA-508	N/A	N/A	TOP HEAD	GEL-1060	PT	NDT-D-2	CR-09

NO.	COMPONENT I.D. NO.	COMP. FIG.	ITEM NO.	WELD TYPE	NOM. PIPE SIZE	NOM. THK.	MATL. SPEC.	DWG. NO.	EXAM TYPE	PROC. NO.	CAL. STD. NO.	NOTES
1	Z-CRD-CAP/N10A	N-CAP	B5.10	2V23A	6	00.75	SA-508 SB-166	GEL-1119	PT UT-45 DEG. UT-60 DEG.	NDT-D-2 NDT-C-40	01-70-01	CR-04
2	GEL-1060-N08	N-NF	B5.10	2V20A	6.62OD 3.93 ID	1.34	SA-508 SA-336	GEL-1060	PT UT-45 DEG. UT-60 DEG.	NDT-D-2 NDT-C-40	01-91-08	CR-4
3	GEL-1060-N07	N-NF	B5.10	2V21A	9.25OD 5.81 ID	1.72	SA-508 SA-336	GEL-1060	PT UT-45 DEG. UT-60 DEG.	NDT-D-2 NDT-C-40	01-91-08	CR-4
4	GEL-1060-N18	N-NF	B5.10	2V25A	9.250 OD 5.81	1.72	SA-508 SA-336	GEL-1060	PT UT-45 DEG. UT-60 DEG.	NDT-D-2 NDT-C-40	01-91-08	CR-4
5	IFW-2001-20A	SE-N	B5.10	2V17A	12	1.120	SA-106-GR.B SA-508	IFW-2001	PT UT-45 DEG. UT-60 DEG.	NDT-D-2 NDT-C-40	01-16-02	AUG.1B CR-04
6	IFW-2001-26A	SE-N	B5.10	2V17A	12	1.120	SA-106-GR.B SA-508	IFW-2001	PT UT-45 DEG. UT-60 DEG.	NDT-D-2 NDT-C-40	01-16-02	AUG.1B CR-04
7	IFW-2001-29A	SE-N	B5.10	2V17A	12	1.120	SA-106-GR.B SA-508	IFW-2001	PT UT-45 DEG. UT-60 DEG.	NDT-D-2 NDT-C-40	01-16-02	AUG.1B CR-04
8	IFW-2002-20A	SE-N	B5.10	2V17A	12	1.120	SA-106-GR.B SA-508	IFW-2002	PT UT-45 DEG. UT-60 DEG.	NDT-D-2 NDT-C-40	01-16-02	AUG.1B CR-04
9	IFW-2002-26A	SE-N	B5.10	2V17A	12	1.120	SA-106-GR.B SA-508	IFW-2002	PT UT-45 DEG. UT-60 DEG.	NDT-D-2 NDT-C-40	01-16-02	AUG.1B CR-04
10	IFW-2002-29A	SE-N	B5.10	2V17A	12	1.120	SA-106-GR.B SA-508	IFW-2002	PT UT-45 DEG. UT-60 DEG.	NDT-D-2 NDT-C-40	01-16-02	AUG.1B CR-04
11	IHP-2001-26A	SE-N	B5.10	2V24A	13	1.300	SB-166 SA-508	IHP-2001	PT UT-45 DEG. UT-60 DEG.	NDT-D-2 NDT-C-40	01-70-02	CR-04

NO.	COMPONENT I.D. NO.	COMP. FIG.	ITEM NO.	WELD TYPE	NOM. PIPE SIZE	NOM. THK.	MATL. SPEC.	DWG. NO.	EXAM TYPE	PROC. NO.	CAL. STD. NO.	NOTES
12	IHP-2001-26B	EX-SE	B5.130	2V24B	10	0.750	SA-508 SB-166	IHP-2001	PT UT-45 DEG. UT-60 DEG.	NDT-D-2 NDT-C-40	01-70-01	
13	2-JPI-A-1	N-SE	B5.10	2V22A	6	0.750	SA-508 SA-336	GEL-1093	PT UT-45 DEG. UT-60 DEG.	NDT-D-2 NDT-C-40	01-70-05	CR-04
14	2-JPI-B-1	N-SE	B5.10	2V22A	6	0.750	SA-508 SA-336	GEL-1093	PT UT-45 DEG. UT-60 DEG.	NDT-D-2 NDT-C-40	01-70-05	CR-04
15	ILP-2001-26A	SE-N	B5.10	2V18A	13	1.300	SB-166 SA-508	ILP-2001	PT UT-45 DEG. UT-60 DEG.	NDT-D-2 NDT-C-40	01-70-02	CR-04
16	ILP-2001-26B	EX-SE	B5.130	2V18B	10	0.750	SA-508 SB-166	ILP-2001	PT UT-45 DEG. UT-60 DEG.	NDT-D-2 NDT-C-40	01-70-01	
17	IMS-2001-01A	N-SE	B5.10	2V16A	26	1.800	SA-508	IMS-2001	PT UT-45 DEG. UT-60 DEG.	NDT-D-2 NDT-C-40	01-26-04	
18	IMS-2002-01A	N-SE	B5.10	2V16A	26	1.800	SA-508	IMS-2002	PT UT-45 DEG. UT-60 DEG.	NDT-D-2 NDT-C-40	01-26-04	
19	IMS-2003-01A	N-SE	B5.10	2V16A	26	1.800	SA-508	IMS-2003	PT UT-45 DEG. UT-60 DEG.	NDT-D-2 NDT-C-40	01-26-04	
20	IMS-2004-01A	N-SE	B5.10	2V16A	26	1.800	SA-508	IMS-2004	PT UT-45 DEG. UT-60 DEG.	NDT-D-2 NDT-C-40	01-26-04	
21	IRH-2001-16A	P-P	B5.130	MF-3	12	1.000 0.844	906LS 948LS	IRH-2001	PT UT-45 DEG.	NDT-D-2 NDT-C-2	01-12-03 01-12-06	CR-04
22	IRH-2002-40A	EX-SE	B5.130	2V19B	12	0.880	SA-508 SB-166	IRH-2002	PT UT-45 DEG. UT-60 DEG.	NDT-D-2 NDT-C-40	01-71-01	

NO.	COMPONENT I.D. NO.	COMP. FIG.	ITEM NO.	WELD TYPE	NOM. PIPE SIZE	NOM. THK.	MATL. SPEC.	DWG. NO.	EXAM TYPE	PROC. NO.	CAL. STD. NO.	NOTES
23	IRH-2002-40B	SE-N	B5.10	2V19A	14	1.300	SB-166 SA-508	IRH-2002	PT UT-45 DEG. UT-60 DEG.	NDT-D-2 NDT-C-40	01-70-02	CR-04
24	IRH-2003-26A	SE-N	B5.10	2V19A	14	1.300	SB-166 SA-508	IRH-2003	PT UT-45 DEG. UT-60 DEG.	NDT-D-2 NDT-C-40	01-71-02	CR-04
25	IRH-2003-26B	EX-SE	B5.130	2V19B	12	0.880	SA-508 SB-166	IRH-2003	PT UT-45 DEG. UT-60 DEG.	NDT-D-2 NDT-C-40	01-70-01	
26	IRH-2004-42A	SE-N	B5.10	2V19A	14	1.300	SB-166 SA-508	IRH-2004	PT UT-45 DEG. UT-60 DEG.	NDT-D-2 NDT-C-40	01-70-02	CR-04
27	IRH-2004-42B	EX-SE	B5.130	2V19B	12	0.880	SA-508 SB-166	IRH-2004	PT UT-45 DEG. UT-60 DEG.	NDT-D-2 NDT-C-40	01-71-01	
28	IRH-2005-24	VLV-P	B5.130	MF-2	12	1.000 0.844	906LS 948LS	IRH-2005	PT UT-45 DEG.	NDT-D-2 NDT-C-2	01-12-03 01-12-06	CR-04
29	IRH-2031-03	E-P	B5.130	MF-2	20	0.900MW 1.281	949LS 901LS	IRH-2031	PT UT-45 DEG.	NDT-D-2 NDT-C-2	01-20-03 01-20-04	CR-04
30	IRH-2031-13	E-E	B5.130	MF-2	20	1.281 0.900MW	901LS 949LS	IRH-2031	PT UT-45 DEG.	NDT-D-2 NDT-C-2	01-20-03 01-20-04	AUG.1A CR-04
31	IRH-2031-52	P-E	B5.130	MF-2	20	0.900MW 1.281	949LS 901LS	IRH-2031	PT UT-45 DEG.	NDT-D-2 NDT-C-2	01-20-03 01-20-04	AUG.1A CR-04
32	RI-2002-20	E-F	B5.130	MF-2	6	0.562	901LS 949LS	RI-2002	PT UT-45 DEG.	NDT-D-2 NDT-C-2	01-06-03	CR-04
33	IRR-2001-13A	SE-N	B5.10	2V15A	12	1.300	SA-182 SA-508	IRR-2001	PT UT-45 DEG. UT-60 DEG.	NDT-D-2 NDT-C-40	01-72-02	CR-04

NO.	COMPONENT I.D. NO.	COMP. FIG.	ITEM NO.	WELD TYPE	NOM. PIPE SIZE	NOM. THK.	MATL. SPEC.	DWG. NO.	EXAM TYPE	PROC. NO.	CAL. STD. NO.	NOTES
34	IRR-2001-17A	SE-N	B5.10	2V15A	12	1.300	SA-182 SA-508	IRR-2001	PT UT-45 DEG. UT-60 DEG.	NDT-D-2 NDT-C-40	01-72-02	CR-04
35	IRR-2001-22A	SE-N	B5.10	2V15A	12	1.300	SA-182 SA-508	IRR-2001	PT UT-45 DEG. UT-60 DEG.	NDT-D-2 NDT-C-40	01-72-02	CR-04
36	IRR-2001-26A	SE-N	B5.10	2V15A	12	1.300	SA-182 SA-508	IRR-2001	PT UT-45 DEG. UT-60 DEG.	NDT-D-2 NDT-C-40	01-72-02	CR-04
37	IRR-2001-30A	SE-N	B5.10	2V15A	12	1.300	SA-182 SA-508	IRR-2001	PT UT-45 DEG. UT-60 DEG.	NDT-D-2 NDT-C-40	01-72-02	CR-04
38	IRR-2003-01A	N-SE	B5.10	2V14A	24	1.500	SA-508 SA-336	IRR-2003	PT UT-45 DEG. UT-60 DEG.	NDT-D-2 NDT-C-40	01-24-07	CR-04
39	IRR-2005-13C	SE-N	B5.10	2V15A	12	1.300	SA-182 SA-508	IRR-2005	PT UT-45 DEG. UT-60 DEG.	NDT-D-2 NDT-C-40	01-72-02	CR-04
40	IRR-2005-17C	SE-N	B5.10	2V15A	12	1.300	SA-182 SA-508	IRR-2005	PT UT-45 DEG. UT-60 DEG.	NDT-D-2 NDT-C-40	01-72-02	CR-04
41	IRR-2005-22A	SE-N	B5.10	2V15A	12	1.300	SA-182 SA-508	IRR-2005	PT UT-45 DEG. UT-60 DEG.	NDT-D-2 NDT-C-40	01-72-02	CR-04
42	IRR-2005-26A	SE-N	B5.10	2V15A	12	1.300	SA-182 SA-508	IRR-2005	PT UT-45 DEG. UT-60 DEG.	NDT-D-2 NDT-C-40	01-72-02	CR-04
43	IRR-2005-30A	SE-N	B5.10	2V15A	12	1.300	SA-182 SA-508	IRR-2005	PT UT-45 DEG. UT-60 DEG.	NDT-D-2 NDT-C-40	01-72-02	CR-04
44	IRR-2007-01A	N-SE	B5.10	2V14A	24	1.500	SA-508 SA-336	IRR-2007	PT UT-45 DEG. UT-60 DEG.	NDT-D-2 NDT-C-40	01-24-07	CR-04

NO.	COMPONENT I.D. NO.	COMP. FIG.	ITEM NO.	WELD TYPE	NOM. PIPE SIZE	NOM. THK.	MATL. SPEC.	DWG. NO.	EXAM TYPE	PROC. NO.	CAL. STD. NO.	NOTES
45	IRR-2009-09	E-P	B5.130	GE-1	4	0.337 0.438	949LS 901LS	IRR-2009	PT UT-45 DEG.	NDT-D-2 NDT-C-2	01-04-04 01-04-05	CR-04
46	IRR-2010-09	E-E	B5.130	GE-1	4	0.337 0.438	949LS 901LS	IRR-2010	PT UT-45 DEG.	NDT-D-2 NDT-C-2	01-04-04 01-04-05	CR-04

NO.	COMPONENT I.D. NO.	COMP. FIG.	ITEM NO.	MATL. SPEC.	SIZE (IN.)	CAL. STD. NO.	DWG. NO.	EXAM TYPE	PROC. NO.	NOTES
1	2-NUT-1	NUT	B6.10	AISI-4340	6.25	N/A	N/A	VT	VT-1-1	CR-06
2	2-NUT-2	NUT	B6.10	AISI-4340	6.25	N/A	N/A	VT	VT-1-1	CR-06
3	2-NUT-3	NUT	B6.10	AISI-4340	6.25	N/A	N/A	VT	VT-1-1	CR-06
4	2-NUT-4	NUT	B6.10	AISI-4340	6.25	N/A	N/A	VT	VT-1-1	CR-06
5	2-NUT-5	NUT	B6.10	AISI-4340	6.25	N/A	N/A	VT	VT-1-1	CR-06
6	2-NUT-6	NUT	B6.10	AISI-4340	6.25	N/A	N/A	VT	VT-1-1	CR-06
7	2-NUT-7	NUT	B6.10	AISI-4340	6.25	N/A	N/A	VT	VT-1-1	CR-06
8	2-NUT-8	NUT	B6.10	AISI-4340	6.25	N/A	N/A	VT	VT-1-1	CR-06
9	2-NUT-9	NUT	B6.10	AISI-4340	6.25	N/A	N/A	VT	VT-1-1	CR-06
10	2-NUT-10	NUT	B6.10	AISI-4340	6.25	N/A	N/A	VT	VT-1-1	CR-06
11	2-NUT-11	NUT	B6.10	AISI-4340	6.25	N/A	N/A	VT	VT-1-1	CR-06

NO.	COMPONENT I.D. NO.	COMP. FIG.	ITEM NO.	MATL. SPEC.	SIZE (IN.)	CAL. STD. NO.	DWG. NO.	EXAM TYPE	PROC. NO.	NOTES
12	2-NUT-12	NUT	B6.10	AISI-4340	6.25	N/A	N/A	VT	VT-1-1	CR-06
13	2-NUT-13	NUT	B6.10	AISI-4340	6.25	N/A	N/A	VT	VT-1-1	CR-06
14	2-NUT-14	NUT	B6.10	AISI-4340	6.25	N/A	N/A	VT	VT-1-1	CR-06
15	2-NUT-15	NUT	B6.10	AISI-4340	6.25	N/A	N/A	VT	VT-1-1	CR-06
16	2-NUT-16	NUT	B6.10	AISI-4340	6.25	N/A	N/A	VT	VT-1-1	CR-06
17	2-NUT-17	NUT	B6.10	AISI-4340	6.25	N/A	N/A	VT	VT-1-1	CR-06
18	2-NUT-18	NUT	B6.10	AISI-4340	6.25	N/A	N/A	VT	VT-1-1	CR-06
19	2-NUT-19	NUT	B6.10	AISI-4340	6.25	N/A	N/A	VT	VT-1-1	CR-06
20	2-NUT-20	NUT	B6.10	AISI-4340	6.25	N/A	N/A	VT	VT-1-1	CR-06
21	2-NUT-21	NUT	B6.10	AISI-4340	6.25	N/A	N/A	VT	VT-1-1	CR-06
22	2-NUT-22	NUT	B6.10	AISI-4340	6.25	N/A	N/A	VT	VT-1-1	CR-06

NO.	COMPONENT I.D. NO.	COMP. FIG.	ITEM NO.	MATL. SPEC.	SIZE (IN.)	CAL. STD. NO.	DWG. NO.	EXAM TYPE	PROC. NO.	NOTES
23	2-NUT-23	NUT	B6.10	AISI-4340	6.25	N/A	N/A	VT	VT-1-1	CR-06
24	2-NUT-24	NUT	B6.10	AISI-4340	6.25	N/A	N/A	VT	VT-1-1	CR-06
25	2-NUT-25	NUT	B6.10	AISI-4340	6.25	N/A	N/A	VT	VT-1-1	CR-06
26	2-NUT-26	NUT	B6.10	AISI-4340	6.25	N/A	N/A	VT	VT-1-1	CR-06
27	2-NUT-27	NUT	B6.10	AISI-4340	6.25	N/A	N/A	VT	VT-1-1	CR-06
28	2-NUT-28	NUT	B6.10	AISI-4340	6.25	N/A	N/A	VT	VT-1-1	CR-06
29	2-NUT-29	NUT	B6.10	AISI-4340	6.25	N/A	N/A	VT	VT-1-1	CR-06
30	2-NUT-30	NUT	B6.10	AISI-4340	6.25	N/A	N/A	VT	VT-1-1	CR-06
31	2-NUT-31	NUT	B6.10	AISI-4340	6.25	N/A	N/A	VT	VT-1-1	CR-06
32	2-NUT-32	NUT	B6.10	AISI-4340	6.25	N/A	N/A	VT	VT-1-1	CR-06
33	2-NUT-33	NUT	B6.10	AISI-4340	6.25	N/A	N/A	VT	VT-1-1	CR-06

NO.	COMPONENT I.D. NO.	COMP. FIG.	ITEM NO.	MATL. SPEC.	SIZE (IN.)	CAL. STD. NO.	DWG. NO.	EXAM TYPE	PROC. NO.	NOTES
34	2-NUT-34	NUT	B6.10	AISI-4340	6.25	N/A	N/A	VT	VT-1-1	CR-06
35	2-NUT-35	NUT	B6.10	AISI-4340	6.25	N/A	N/A	VT	VT-1-1	CR-06
36	2-NUT-36	NUT	B6.10	AISI-4340	6.25	N/A	N/A	VT	VT-1-1	CR-06
37	2-NUT-37	NUT	B6.10	AISI-4340	6.25	N/A	N/A	VT	VT-1-1	CR-06
38	2-NUT-38	NUT	B6.10	AISI-4340	6.25	N/A	N/A	VT	VT-1-1	CR-06
39	2-NUT-39	NUT	B6.10	AISI-4340	6.25	N/A	N/A	VT	VT-1-1	CR-06
40	2-NUT-40	NUT	B6.10	AISI-4340	6.25	N/A	N/A	VT	VT-1-1	CR-06
41	2-NUT-41	NUT	B6.10	AISI-4340	6.25	N/A	N/A	VT	VT-1-1	CR-06
42	2-NUT-42	NUT	B6.10	AISI-4340	6.25	N/A	N/A	VT	VT-1-1	CR-06
43	2-NUT-43	NUT	B6.10	AISI-4340	6.25	N/A	N/A	VT	VT-1-1	CR-06
44	2-NUT-44	NUT	B6.10	AISI-4340	6.25	N/A	N/A	VT	VT-1-1	CR-06

NO.	COMPONENT I.D. NO.	COMP. FIG.	ITEM NO.	MATL. SPEC.	SIZE (IN.)	CAL. STD. NO.	DWG. NO.	EXAM TYPE	PROC. NO.	NOTES
45	2-NUT-45	NUT	B6.10	AISI-4340	6.25	N/A	N/A	VT	VT-1-1	CR-06
46	2-NUT-46	NUT	B6.10	AISI-4340	6.25	N/A	N/A	VT	VT-1-1	CR-06
47	2-NUT-47	NUT	B6.10	AISI-4340	6.25	N/A	N/A	VT	VT-1-1	CR-06
48	2-NUT-48	NUT	B6.10	AISI-4340	6.25	N/A	N/A	VT	VT-1-1	CR-06
49	2-NUT-49	NUT	B6.10	AISI-4340	6.25	N/A	N/A	VT	VT-1-1	CR-06
50	2-NUT-50	NUT	B6.10	AISI-4340	6.25	N/A	N/A	VT	VT-1-1	CR-06
51	2-NUT-51	NUT	B6.10	AISI-4340	6.25	N/A	N/A	VT	VT-1-1	CR-06
52	2-NUT-52	NUT	B6.10	AISI-4340	6.25	N/A	N/A	VT	VT-1-1	CR-06
53	2-NUT-53	NUT	B6.10	AISI-4340	6.25	N/A	N/A	VT	VT-1-1	CR-06
54	2-NUT-54	NUT	B6.10	AISI-4340	6.25	N/A	N/A	VT	VT-1-1	CR-06
55	2-NUT-55	NUT	B6.10	AISI-4340	6.25	N/A	N/A	VT	VT-1-1	CR-06

NO.	COMPONENT I.D. NO.	COMP. FIG.	ITEM NO.	MATL. SPEC.	SIZE (IN.)	CAL. STD. NO.	DWG. NO.	EXAM TYPE	PROC. NO.	NOTES
56	2-NUT-56	NUT	B6.10	AISI-4340	6.25	N/A	N/A	VT	VT-1-1	CR-06
57	2-NUT-57	NUT	B6.10	AISI-4340	6.25	N/A	N/A	VT	VT-1-1	CR-06
58	2-NUT-58	NUT	B6.10	AISI-4340	6.25	N/A	N/A	VT	VT-1-1	CR-06
59	2-NUT-59	NUT	B6.10	AISI-4340	6.25	N/A	N/A	VT	VT-1-1	CR-06
60	2-NUT-60	NUT	B6.10	AISI-4340	6.25	N/A	N/A	VT	VT-1-1	CR-06
61	2-NUT-61	NUT	B6.10	AISI-4340	6.25	N/A	N/A	VT	VT-1-1	CR-06
62	2-NUT-62	NUT	B6.10	AISI-4340	6.25	N/A	N/A	VT	VT-1-1	CR-06
63	2-NUT-63	NUT	B6.10	AISI-4340	6.25	N/A	N/A	VT	VT-1-1	CR-06
64	2-NUT-64	NUT	B6.10	AISI-4340	6.25	N/A	N/A	VT	VT-1-1	CR-06
65	2-NUT-65	NUT	B6.10	AISI-4340	6.25	N/A	N/A	VT	VT-1-1	CR-06
66	2-NUT-66	NUT	B6.10	AISI-4340	6.25	N/A	N/A	VT	VT-1-1	CR-06

NO.	COMPONENT I.D. NO.	COMP. FIG.	ITEM NO.	MATL. SPEC.	SIZE (IN.)	CAL. STD. NO.	DWG. NO.	EXAM TYPE	PROC. NO.	NOTES
67	2-NUT-67	NUT	B6.10	AISI-4340	6.25	N/A	N/A	VT	VT-1-1	CR-06
68	2-NUT-68	NUT	B6.10	AISI-4340	6.25	N/A	N/A	VT	VT-1-1	CR-06
69	2-NUT-69	NUT	B6.10	AISI-4340	6.25	N/A	N/A	VT	VT-1-1	CR-06
70	2-NUT-70	NUT	B6.10	AISI-4340	6.25	N/A	N/A	VT	VT-1-1	CR-06
71	2-NUT-71	NUT	B6.10	AISI-4340	6.25	N/A	N/A	VT	VT-1-1	CR-06
72	2-NUT-72	NUT	B6.10	AISI-4340	6.25	N/A	N/A	VT	VT-1-1	CR-06
73	2-NUT-73	NUT	B6.10	AISI-4340	6.25	N/A	N/A	VT	VT-1-1	CR-06
74	2-NUT-74	NUT	B6.10	AISI-4340	6.25	N/A	N/A	VT	VT-1-1	CR-06
75	2-NUT-75	NUT	B6.10	AISI-4340	6.25	N/A	N/A	VT	VT-1-1	CR-06
76	2-NUT-76	NUT	B6.10	AISI-4340	6.25	N/A	N/A	VT	VT-1-1	CR-06

NO.	COMPONENT I.D. NO.	COMP. FIG.	ITEM NO.	MATL. SPEC.	SIZE (IN.)	CAL. STD. NO.	DWG. NO.	EXAM TYPE	PROC. NO.	NOTES
77	2-STUD-1	STUD	B6.20	SA-540 GR B24 CL1	6.25	01-61-01	N/A	UT-0 DEG.	NDT-C-14	CR-07
78	2-STUD-2	STUD	B6.20	SA-540 GR B24 CL1	6.25	01-61-01	N/A	UT-0 DEG.	NDT-C-14	CR-07
79	2-STUD-3	STUD	B6.20	SA-540 GR B24 CL1	6.25	01-61-01	N/A	UT-0 DEG.	NDT-C-14	CR-07
80	2-STUD-4	STUD	B6.20	SA-540 GR B24 CL1	6.25	01-61-01	N/A	UT-0 DEG.	NDT-C-14	CR-07
81	2-STUD-5	STUD	B6.20	SA-540 GR B24 CL1	6.25	01-61-01	N/A	UT-0 DEG.	NDT-C-14	CR-07
82	2-STUD-6	STUD	B6.20	SA-540 GR B24 CL1	6.25	01-61-01	N/A	UT-0 DEG.	NDT-C-14	CR-07
83	2-STUD-7	STUD	B6.20	SA-540 GR B24 CL1	6.25	01-61-01	N/A	UT-0 DEG.	NDT-C-14	CR-07
84	2-STUD-8	STUD	B6.20	SA-540 GR B24 CL1	6.25	01-61-01	N/A	UT-0 DEG.	NDT-C-14	CR-07
85	2-STUD-9	STUD	B6.20	SA-540 GR B24 CL1	6.25	01-61-01	N/A	UT-0 DEG.	NDT-C-14	CR-07
86	2-STUD-10	STUD	B6.20	SA-540 GR B24 CL1	6.25	01-61-01	N/A	UT-0 DEG.	NDT-C-14	CR-07
87	2-STUD-11	STUD	B6.20	SA-540 GR B24 CL1	6.25	01-61-01	N/A	UT-0 DEG.	NDT-C-14	CR-07

NO.	COMPONENT I.D. NO.	COMP. FIG.	ITEM NO.	MATL. SPEC.	SIZE (IN.)	CAL. STD. NO.	DWG. NO.	EXAM TYPE	PROC. NO.	NOTES
88	2-STUD-12	STUD	B6.20	SA-540 GR B24 CL1	6.25	01-61-01	N/A	UT-0 DEG.	NDT-C-14	CR-07
89	2-STUD-13	STUD	B6.20	SA-540 GR B24 CL1	6.25	01-61-01	N/A	UT-0 DEG.	NDT-C-14	CR-07
90	2-STUD-14	STUD	B6.20	SA-540 GR B24 CL1	6.25	01-61-01	N/A	UT-0 DEG.	NDT-C-14	CR-07
91	2-STUD-15	STUD	B6.20	SA-540 GR B24 CL1	6.25	01-61-01	N/A	UT-0 DEG.	NDT-C-14	CR-07
92	2-STUD-16	STUD	B6.20	SA-540 GR B24 CL1	6.25	01-61-01	N/A	UT-0 DEG.	NDT-C-14	CR-07
93	2-STUD-17	STUD	B6.20	SA-540 GR B24 CL1	6.25	01-61-01	N/A	UT-0 DEG.	NDT-C-14	CR-07
94	2-STUD-18	STUD	B6.20	SA-540 GR B24 CL1	6.25	01-61-01	N/A	UT-0 DEG.	NDT-C-14	CR-07
95	2-STUD-19	STUD	B6.20	SA-540 GR B24 CL1	6.25	01-61-01	N/A	UT-0 DEG.	NDT-C-14	CR-07
96	2-STUD-20	STUD	B6.20	SA-540 GR B24 CL1	6.25	01-61-01	N/A	UT-0 DEG.	NDT-C-14	CR-07
97	2-STUD-21	STUD	B6.20	SA-540 GR B24 CL1	6.25	01-61-01	N/A	UT-0 DEG.	NDT-C-14	CR-07
98	2-STUD-22	STUD	B6.20	SA-540 GR B24 CL1	6.25	01-61-01	N/A	UT-0 DEG.	NDT-C-14	CR-07

NO.	COMPONENT I.D. NO.	COMP. FIG.	ITEM NO.	MATL. SPEC.	SIZE (IN.)	CAL. STD. NO.	DWG. NO.	EXAM TYPE	PROC. NO.	NOTES
99	2-STUD-23	STUD	B6.20	SA-540 GR B24 CL1	6.25	01-61-01	N/A	UT-0 DEG.	NDT-C-14	CR-07
100	2-STUD-24	STUD	B6.20	SA-540 GR B24 CL1	6.25	01-61-01	N/A	UT-0 DEG.	NDT-C-14	CR-07
101	2-STUD-25	STUD	B6.20	SA-540 GR B24 CL1	6.25	01-61-01	N/A	UT-0 DEG.	NDT-C-14	CR-07
102	2-STUD-26	STUD	B6.20	SA-540 GR B24 CL1	6.25	01-61-01	N/A	UT-0 DEG.	NDT-C-14	CR-07
103	2-STUD-27	STUD	B6.20	SA-540 GR B24 CL1	6.25	01-61-01	N/A	UT-0 DEG.	NDT-C-14	CR-07
104	2-STUD-28	STUD	B6.20	SA-540 GR B24 CL1	6.25	01-61-01	N/A	UT-0 DEG.	NDT-C-14	CR-07
105	2-STUD-29	STUD	B6.20	SA-540 GR B24 CL1	6.25	01-61-01	N/A	UT-0 DEG.	NDT-C-14	CR-07
106	2-STUD-30	STUD	B6.20	SA-540 GR B24 CL1	6.25	01-61-01	N/A	UT-0 DEG.	NDT-C-14	CR-07
107	2-STUD-31	STUD	B6.20	SA-540 GR B24 CL1	6.25	01-61-01	N/A	UT-0 DEG.	NDT-C-14	CR-07
108	2-STUD-32	STUD	B6.20	SA-540 GR B24 CL1	6.25	01-61-01	N/A	UT-0 DEG.	NDT-C-14	CR-07
109	2-STUD-33	STUD	B6.20	SA-540 GR B24 CL1	6.25	01-61-01	N/A	UT-0 DEG.	NDT-C-14	CR-07

NO.	COMPONENT I.D. NO.	COMP. FIG.	ITEM NO.	MATL. SPEC.	SIZE (IN.)	CAL. STD. NO.	DWG. NO.	EXAM TYPE	PROC. NO.	NOTES
110	2-STUD-34	STUD	B6.20	SA-540 GR B24 CL1	6.25	01-61-01	N/A	UT-0 DEG.	NDT-C-14	CR-07
111	2-STUD-35	STUD	B6.20	SA-540 GR B24 CL1	6.25	01-61-01	N/A	UT-0 DEG.	NDT-C-14	CR-07
112	2-STUD-36	STUD	B6.20	SA-540 GR B24 CL1	6.25	01-61-01	N/A	UT-0 DEG.	NDT-C-14	CR-07
113	2-STUD-37	STUD	B6.20	SA-540 GR B24 CL1	6.25	01-61-01	N/A	UT-0 DEG.	NDT-C-14	CR-07
114	2-STUD-38	STUD	B6.20	SA-540 GR B24 CL1	6.25	01-61-01	N/A	UT-0 DEG.	NDT-C-14	CR-07
115	2-STUD-39	STUD	B6.20	SA-540 GR B24 CL1	6.25	01-61-01	N/A	UT-0 DEG.	NDT-C-14	CR-07
116	2-STUD-40	STUD	B6.20	SA-540 GR B24 CL1	6.25	01-61-01	N/A	UT-0 DEG.	NDT-C-14	CR-07
117	2-STUD-41	STUD	B6.20	SA-540 GR B24 CL1	6.25	01-61-01	N/A	UT-0 DEG.	NDT-C-14	CR-07
118	2-STUD-42	STUD	B6.20	SA-540 GR B24 CL1	6.25	01-61-01	N/A	UT-0 DEG.	NDT-C-14	CR-07
119	2-STUD-43	STUD	B6.20	SA-540 GR B24 CL1	6.25	01-61-01	N/A	UT-0 DEG.	NDT-C-14	CR-07
120	2-STUD-44	STUD	B6.20	SA-540 GR B24 CL1	6.25	01-61-01	N/A	UT-0 DEG.	NDT-C-14	CR-07

NO.	COMPONENT I.D. NO.	COMP. FIG.	ITEM NO.	MATL. SPEC.	SIZE (IN.)	CAL. STD. NO.	DWG. NO.	EXAM TYPE	PROC. NO.	NOTES
121	2-STUD-45	STUD	B6.20	SA-540 GR B24 CL1	6.25	01-61-01	N/A	UT-0 DEG.	NDT-C-14	CR-07
122	2-STUD-46	STUD	B6.20	SA-540 GR B24 CL1	6.25	01-61-01	N/A	UT-0 DEG.	NDT-C-14	CR-07
123	2-STUD-47	STUD	B6.20	SA-540 GR B24 CL1	6.25	01-61-01	N/A	UT-0 DEG.	NDT-C-14	CR-07
124	2-STUD-48	STUD	B6.20	SA-540 GR B24 CL1	6.25	01-61-01	N/A	UT-0 DEG.	NDT-C-14	CR-07
125	2-STUD-49	STUD	B6.20	SA-540 GR B24 CL1	6.25	01-61-01	N/A	UT-0 DEG.	NDT-C-14	CR-07
126	2-STUD-50	STUD	B6.20	SA-540 GR B24 CL1	6.25	01-61-01	N/A	UT-0 DEG.	NDT-C-14	CR-07
127	2-STUD-51	STUD	B6.20	SA-540 GR B24 CL1	6.25	01-61-01	N/A	UT-0 DEG.	NDT-C-14	CR-07
128	2-STUD-52	STUD	B6.20	SA-540 GR B24 CL1	6.25	01-61-01	N/A	UT-0 DEG.	NDT-C-14	CR-07
129	2-STUD-53	STUD	B6.20	SA-540 GR B24 CL1	6.25	01-61-01	N/A	UT-0 DEG.	NDT-C-14	CR-07
130	2-STUD-54	STUD	B6.20	SA-540 GR B24 CL1	6.25	01-61-01	N/A	UT-0 DEG.	NDT-C-14	CR-07
131	2-STUD-55	STUD	B6.20	SA-540 GR B24 CL1	6.25	01-61-01	N/A	UT-0 DEG.	NDT-C-14	CR-07

COMMONWEALTH EDISON COMPANY
LaSalle County Nuclear Station Units 1 & 2

LaSalle County Station Unit 2
ASME Section XI Examination Category B-G-1

NO.	COMPONENT I.D. NO.	COMP. FIG.	ITEM NO.	MATL. SPEC.	SIZE (IN.)	CAL. STD. NO.	DWG. NO.	EXAM TYPE	PROC. NO.	NOTES
132	2-STUD-56	STUD	B6.20	SA-540 GR B24 CL1	6.25	01-61-01	N/A	UT-0 DEG.	NDT-C-14	CR-07
133	2-STUD-57	STUD	B6.20	SA-540 GR B24 CL1	6.25	01-61-01	N/A	UT-0 DEG.	NDT-C-14	CR-07
134	2-STUD-58	STUD	B6.20	SA-540 GR B24 CL1	6.25	01-61-01	N/A	UT-0 DEG.	NDT-C-14	CR-07
135	2-STUD-59	STUD	B6.20	SA-540 GR B24 CL1	6.25	01-61-01	N/A	UT-0 DEG.	NDT-C-14	CR-07
136	2-STUD-60	STUD	B6.20	SA-540 GR B24 CL1	6.25	01-61-01	N/A	UT-0 DEG.	NDT-C-14	CR-07
137	2-STUD-61	STUD	B6.20	SA-540 GR B24 CL1	6.25	01-61-01	N/A	UT-0 DEG.	NDT-C-14	CR-07
138	2-STUD-62	STUD	B6.20	SA-540 GR B24 CL1	6.25	01-61-01	N/A	UT-0 DEG.	NDT-C-14	CR-07
139	2-STUD-63	STUD	B6.20	SA-540 GR B24 CL1	6.25	01-61-01	N/A	UT-0 DEG.	NDT-C-14	CR-07
140	2-STUD-64	STUD	B6.20	SA-540 GR B24 CL1	6.25	01-61-01	N/A	UT-0 DEG.	NDT-C-14	CR-07
141	2-STUD-65	STUD	B6.20	SA-540 GR B24 CL1	6.25	01-61-01	N/A	UT-0 DEG.	NDT-C-14	CR-07
142	2-STUD-66	STUD	B6.20	SA-540 GR B24 CL1	6.25	01-61-01	N/A	UT-0 DEG.	NDT-C-14	CR-07

NO.	COMPONENT I.D. NO.	COMP. FIG.	ITEM NO.	MATL. SPEC.	SIZE (IN.)	CAL. STD. NO.	DWG. NO.	EXAM TYPE	PROC. NO.	NOTES
143	2-STUD-67	STUD	B6.20	SA-540 GR B24 CL1	6.25	01-61-01	N/A	UT-0 DEG.	NDT-C-14	CR-07
144	2-STUD-68	STUD	B6.20	SA-540 GR B24 CL1	6.25	01-61-01	N/A	UT-0 DEG.	NDT-C-14	CR-07
145	2-STUD-69	STUD	B6.20	SA-540 GR B24 CL1	6.25	01-61-01	N/A	UT-0 DEG.	NDT-C-14	CR-07
146	2-STUD-70	STUD	B6.20	SA-540 GR B24 CL1	6.25	01-61-01	N/A	UT-0 DEG.	NDT-C-14	CR-07
147	2-STUD-71	STUD	B6.20	SA-540 GR B24 CL1	6.25	01-61-01	N/A	UT-0 DEG.	NDT-C-14	CR-07
148	2-STUD-72	STUD	B6.20	SA-540 GR B24 CL1	6.25	01-61-01	N/A	UT-0 DEG.	NDT-C-14	CR-07
149	2-STUD-73	STUD	B6.20	SA-540 GR B24 CL1	6.25	01-61-01	N/A	UT-0 DEG.	NDT-C-14	CR-07
150	2-STUD-74	STUD	B6.20	SA-540 GR B24 CL1	6.25	01-61-01	N/A	UT-0 DEG.	NDT-C-14	CR-07
151	2-STUD-75	STUD	B6.20	SA-540 GR B24 CL1	6.25	01-61-01	N/A	UT-0 DEG.	NDT-C-14	CR-07
152	2-STUD-76	STUD	B6.20	SA-540 GR B24 CL1	6.25	01-61-01	N/A	UT-0 DEG.	NDT-C-14	CR-07
	2 STUD 1 THROUGH 76	STUD	B6.30	SA-540 GR B24 CL1	6.25	01-61-01	N/A	MT UT-0 DEG.	NDT-B-1 NDT-C-14	CR-07

NO.	COMPONENT I.D. NO.	COMP. FIG.	ITEM NO.	MATL. SPEC.	SIZE (IN.)	CAL. STD. NO.	DWG. NO.	EXAM TYPE	PROC. NO.	NOTES
153	2-FLANGE-1	FLANGE	B6.40	SA-508 SA-541	12.75	01-92-02	N/A	UT-0 DEG.	NDT-C-11	
154	2-FLANGE-2	FLANGE	B6.40	SA-508 SA-541	12.75	01-92-02	N/A	UT-0 DEG.	NDT-C-11	
155	2-FLANGE-3	FLANGE	B6.40	SA-508 SA-541	12.75	01-92-02	N/A	UT-0 DEG.	NDT-C-11	
156	2-FLANGE-4	FLANGE	B6.40	SA-508 SA-541	12.75	01-92-02	N/A	UT-0 DEG.	NDT-C-11	
157	2-FLANGE-5	FLANGE	B6.40	SA-508 SA-541	12.75	01-92-02	N/A	UT-0 DEG.	NDT-C-11	
158	2-FLANGE-6	FLANGE	B6.40	SA-508 SA-541	12.75	01-92-02	N/A	UT-0 DEG.	NDT-C-11	
159	2-FLANGE-7	FLANGE	B6.40	SA-508 SA-541	12.75	01-92-02	N/A	UT-0 DEG.	NDT-C-11	
160	2-FLANGE-8	FLANGE	B6.40	SA-508 SA-541	12.75	01-92-02	N/A	UT-0 DEG.	NDT-C-11	
161	2-FLANGE-9	FLANGE	B6.40	SA-508 SA-541	12.75	01-92-02	N/A	UT-0 DEG.	NDT-C-11	
162	2-FLANGE-10	FLANGE	B6.40	SA-508 SA-541	12.75	01-92-02	N/A	UT-0 DEG.	NDT-C-11	

NO.	COMPONENT I.D. NO.	COMP. FIG.	ITEM NO.	MATL. SPEC.	SIZE (IN.)	CAL. STD. NO.	DWG. NO.	EXAM TYPE	PROC. NO.	NOTES
163	2-FLANGE-11	FLANGE	B6.40	SA-508 SA-541	12.75	01-92-02	N/A	UT-0 DEG.	NDT-C-11	
164	2-FLANGE-12	FLANGE	B6.40	SA-508 SA-541	12.75	01-92-02	N/A	UT-0 DEG.	NDT-C-11	
165	2-FLANGE-13	FLANGE	B6.40	SA-508 SA-541	12.75	01-92-02	N/A	UT-0 DEG.	NDT-C-11	
166	2-FLANGE-14	FLANGE	B6.40	SA-508 SA-541	12.75	01-92-02	N/A	UT-0 DEG.	NDT-C-11	
167	2-FLANGE-15	FLANGE	B6.40	SA-508 SA-541	12.75	01-92-02	N/A	UT-0 DEG.	NDT-C-11	
168	2-FLANGE-16	FLANGE	B6.40	SA-508 SA-541	12.75	01-92-02	N/A	UT-0 DEG.	NDT-C-11	
169	2-FLANGE-17	FLANGE	B6.40	SA-508 SA-541	12.75	01-92-02	N/A	UT-0 DEG.	NDT-C-11	
170	2-FLANGE-18	FLANGE	B6.40	SA-508 SA-541	12.75	01-92-02	N/A	UT-0 DEG.	NDT-C-11	
171	2-FLANGE-19	FLANGE	B6.40	SA-508 SA-541	12.75	01-92-02	N/A	UT-0 DEG.	NDT-C-11	
172	2-FLANGE-20	FLANGE	B6.40	SA-508 SA-541	12.75	01-92-02	N/A	UT-0 DEG.	NDT-C-11	
173	2-FLANGE-21	FLANGE	B6.40	SA-508 SA-541	12.75	01-92-02	N/A	UT-0 DEG.	NDT-C-11	

NO.	COMPONENT I.D. NO.	COMP. FIG.	ITEM NO.	MATL. SPEC.	SIZE (IN.)	CAL. STD. NO.	DWG. NO.	EXAM TYPE	PROC. NO.	NOTES
174	2-FLANGE-22	FLANGE	B6.40	SA-508 SA-541	12.75	01-92-02	N/A	UT-0 DEG.	NDT-C-11	
175	2-FLANGE-23	FLANGE	B6.40	SA-508 SA-541	12.75	01-92-02	N/A	UT-0 DEG.	NDT-C-11	
176	2-FLANGE-24	FLANGE	B6.40	SA-508 SA-541	12.75	01-92-02	N/A	UT-0 DEG.	NDT-C-11	
177	2-FLANGE-25	FLANGE	B6.40	SA-508 SA-541	12.75	01-92-02	N/A	UT-0 DEG.	NDT-C-11	
178	2-FLANGE-26	FLANGE	B6.40	SA-508 SA-541	12.75	01-92-02	N/A	UT-0 DEG.	NDT-C-11	
179	2-FLANGE-27	FLANGE	B6.40	SA-508 SA-541	12.75	01-92-02	N/A	UT-0 DEG.	NDT-C-11	
180	2-FLANGE-28	FLANGE	B6.40	SA-508 SA-541	12.75	01-92-02	N/A	UT-0 DEG.	NDT-C-11	
181	2-FLANGE-29	FLANGE	B6.40	SA-508 SA-541	12.75	01-92-02	N/A	UT-0 DEG.	NDT-C-11	
182	2-FLANGE-30	FLANGE	B6.40	SA-508 SA-541	12.75	01-92-02	N/A	UT-0 DEG.	NDT-C-11	
183	2-FLANGE-31	FLANGE	B6.40	SA-508 SA-541	12.75	01-92-02	N/A	UT-0 DEG.	NDT-C-11	
184	2-FLANGE-32	FLANGE	B6.40	SA-508 SA-541	12.75	01-92-02	N/A	UT-0 DEG.	NDT-C-11	

NO.	COMPONENT I.D. NO.	COMP. FIG.	ITEM NO.	MATL. SPEC.	SIZE (IN.)	CAL. STD. NO.	DWG. NO.	EXAM TYPE	PROC. NO.	NOTES
185	2-FLANGE-33	FLANGE	B6.40	SA-508 SA-541	12.75	01-92-02	N/A	UT-0 DEG.	NDT-C-11	
186	2-FLANGE-34	FLANGE	B6.40	SA-508 SA-541	12.75	01-92-02	N/A	UT-0 DEG.	NDT-C-11	
187	2-FLANGE-35	FLANGE	B6.40	SA-508 SA-541	12.75	01-92-02	N/A	UT-0 DEG.	NDT-C-11	
188	2-FLANGE-36	FLANGE	B6.40	SA-508 SA-541	12.75	01-92-02	N/A	UT-0 DEG.	NDT-C-11	
189	2-FLANGE-37	FLANGE	B6.40	SA-508 SA-541	12.75	01-92-02	N/A	UT-0 DEG.	NDT-C-11	
190	2-FLANGE-38	FLANCE	B6.40	SA-508 SA-541	12.75	01-92-02	N/A	UT-0 DEG.	NDT-C-11	
191	2-FLANGE-39	FLANGE	B6.40	SA-508 SA-541	12.75	01-92-02	N/A	UT-0 DEG.	NDT-C-11	
192	2-FLANGE-40	FLANGE	B6.40	SA-508 SA-541	12.75	01-92-02	N/A	UT-0 DEG.	NDT-C-11	
193	2-FLANGE-41	FLANGE	B6.40	SA-508 SA-541	12.75	01-92-02	N/A	UT-0 DEG.	NDT-C-11	
194	2-FLANGE-42	FLANGE	B6.40	SA-508 SA-541	12.75	01-92-02	N/A	UT-0 DEG.	NDT-C-11	
195	2-FLANGE-43	FLANGE	B6.40	SA-508 SA-541	12.75	01-92-02	N/A	UT-0 DEG.	NDT-C-11	

NO.	COMPONENT I.D. NO.	COMP. FIG.	ITEM NO.	MATL. SPEC.	SIZE (IN.)	CAL. STD. NO.	DWG. NO.	EXAM TYPE	PROC. NO.	NOTES
196	2-FLANGE-44	FLANGE	B6.40	SA-508 SA-541	12.75	01-92-02	N/A	UT-0 DEG.	NDT-C-11	
197	2-FLANGE-45	FLANGE	B6.40	SA-508 SA-541	12.75	01-92-02	N/A	UT-0 DEG.	NDT-C-11	
198	2-FLANGE-46	FLANGE	B6.40	SA-508 SA-541	12.75	01-92-02	N/A	UT-0 DEG.	NDT-C-11	
199	2-FLANGE-47	FLANGE	B6.40	SA-508 SA-541	12.75	01-92-02	N/A	UT-0 DEG.	NDT-C-11	
200	2-FLANGE-48	FLANGE	B6.40	SA-508 SA-541	12.75	01-92-02	N/A	UT-0 DEG.	NDT-C-11	
201	2-FLANGE-49	FLANGE	B6.40	SA-508 SA-541	12.75	01-92-02	N/A	UT-0 DEG.	NDT-C-11	
202	2-FLANGE-50	FLANGE	B6.40	SA-508 SA-541	12.75	01-92-02	N/A	UT-0 DEG.	NDT-C-11	
203	2-FLANGE-51	FLANGE	B6.40	SA-508 SA-541	12.75	01-92-02	N/A	UT-0 DEG.	NDT-C-11	
204	2-FLANGE-52	FLANGE	B6.40	SA-508 SA-541	12.75	01-92-02	N/A	UT-0 DEG.	NDT-C-11	
205	2-FLANGE-53	FLANGE	B6.40	SA-508 SA-541	12.75	01-92-02	N/A	UT-0 DEG.	NDT-C-11	
206	2-FLANGE-54	FLANGE	B6.40	SA-508 SA-541	12.75	01-92-02	N/A	UT-0 DEG.	NDT-C-11	

NO.	COMPONENT I.D. NO.	COMP. FIG.	ITEM NO.	MATL. SPEC.	SIZE (IN.)	CAL. STD. NO.	DWG. NO.	EXAM TYPE	PROC. NO.	NOTES
207	2-FLANGE-55	FLANGE	B6.40	SA-508 SA-541	12.75	01-92-02	N/A	UT-0 DEG.	NDT-C-11	
208	2-FLANGE-56	FLANGE	B6.40	SA-508 SA-541	12.75	01-92-02	N/A	UT-0 DEG.	NDT-C-11	
209	2-FLANGE-57	FLANGE	B6.40	SA-508 SA-541	12.75	01-92-02	N/A	UT-0 DEG.	NDT-C-11	
210	2-FLANGE-58	FLANGE	B6.40	SA-508 SA-541	12.75	01-92-02	N/A	UT-0 DEG.	NDT-C-11	
211	2-FLANGE-59	FLANGE	B6.40	SA-508 SA-541	12.75	01-92-02	N/A	UT-0 DEG.	NDT-C-11	
212	2-FLANGE-60	FLANGE	B6.40	SA-508 SA-541	12.75	01-92-02	N/A	UT-0 DEG.	NDT-C-11	
213	2-FLANGE-61	FLANGE	B6.40	SA-508 SA-541	12.75	01-92-02	N/A	UT-0 DEG.	NDT-C-11	
214	2-FLANGE-62	FLANGE	B6.40	SA-508 SA-541	12.75	01-92-02	N/A	UT-0 DEG.	NDT-C-11	
215	2-FLANGE-63	FLANGE	B6.40	SA-508 SA-541	12.75	01-92-02	N/A	UT-0 DEG.	NDT-C-11	
216	2-FLANGE-64	FLANGE	B6.40	SA-508 SA-541	12.75	01-92-02	N/A	UT-0 DEG.	NDT-C-11	
217	2-FLANGE-65	FLANGE	B6.40	SA-508 SA-541	12.75	01-92-02	N/A	UT-0 DEG.	NDT-C-11	

NO.	COMPONENT I.D. NO.	COMP. FIG.	ITEM NO.	MATL. SPEC.	SIZE (IN.)	CAL. STD. NO.	DWG. NO.	EXAM TYPE	PROC. NO.	NOTES
218	2-FLANGE-66	FLANGE	B6.40	SA-508 SA-541	12.75	01-92-02	N/A	UT-0 DEG.	NDT-C-11	
219	2-FLANGE-67	FLANGE	B6.40	SA-508 SA-541	12.75	01-92-02	N/A	UT-0 DEG.	NDT-C-11	
220	2-FLANGE-68	FLANGE	B6.40	SA-508 SA-541	12.75	01-92-02	N/A	UT-0 DEG.	NDT-C-11	
221	2-FLANGE-69	FLANGE	B6.40	SA-508 SA-541	12.75	01-92-02	N/A	UT-0 DEG.	NDT-C-11	
222	2-FLANGE-70	FLANGE	B6.40	SA-508 SA-541	12.75	01-92-02	N/A	UT-0 DEG.	NDT-C-11	
223	2-FLANGE-71	FLANGE	B6.40	SA-508 SA-541	12.75	01-92-02	N/A	UT-0 DEG.	NDT-C-11	
224	2-FLANGE-72	FLANGE	B6.40	SA-508 SA-541	12.75	01-92-02	N/A	UT-0 DEG.	NDT-C-11	
225	2-FLANGE-73	FLANGE	B6.40	SA-508 SA-541	12.75	01-92-02	N/A	UT-0 DEG.	NDT-C-11	
226	2-FLANGE-74	FLANGE	B6.40	SA-508 SA-541	12.75	01-92-02	N/A	UT-0 DEG.	NDT-C-11	
227	2-FLANGE-75	FLANGE	B6.40	SA-508 SA-541	12.75	01-92-02	N/A	UT-0 DEG.	NDT-C-11	
228	2-FLANGE-76	FLANGE	B6.40	SA-508 SA-541	12.75	01-92-02	N/A	UT-0 DEG.	NDT-C-11	

NO.	COMPONENT I.D. NO.	COMP. FIG.	ITEM NO.	MATL. SPEC.	SIZE (IN.)	CAL. STD. NO.	DWG. NO.	EXAM TYPE	PROC. NO.	NOTES
229	2-WASHER-1	WASHER	B6.50	N/A	N/A	N/A	N/A	VT	VT-1-1	
230	2-WASHER-2	WASHER	B6.50	N/A	N/A	N/A	N/A	VT	VT-1-1	
231	2-WASHER-3	WASHER	B6.50	N/A	N/A	N/A	N/A	VT	VT-1-1	
232	2-WASHER-4	WASHER	B6.50	N/A	N/A	N/A	N/A	VT	VT-1-1	
233	2-WASHER-5	WASHER	B6.50	N/A	N/A	N/A	N/A	VT	VT-1-1	
234	2-WASHER-6	WASHER	B6.50	N/A	N/A	N/A	N/A	VT	VT-1-1	
235	2-WASHER-7	WASHER	B6.50	N/A	N/A	N/A	N/A	VT	VT-1-1	
236	2-WASHER-8	WASHER	B6.50	N/A	N/A	N/A	N/A	VT	VT-1-1	
237	2-WASHER-9	WASHER	B6.50	N/A	N/A	N/A	N/A	VT	VT-1-1	
238	2-WASHER-10	WASHER	B6.50	N/A	N/A	N/A	N/A	VT	VT-1-1	

NO.	COMPONENT I.D. NO.	COMP. FIG.	ITEM NO.	MATL. SPEC.	SIZE (IN.)	CAL. STD. NO.	DWG. NO.	EXAM TYPE	PROC. NO.	NOTES
239	2-WASHER-11	WASHER	B6.50	N/A	N/A	N/A	N/A	VT	VT-1-1	
240	2-WASHER-12	WASHER	B6.50	N/A	N/A	N/A	N/A	VT	VT-1-1	
241	2-WASHER-13	WASHER	B6.50	N/A	N/A	N/A	N/A	VT	VT-1-1	
242	2-WASHER-14	WASHER	B6.50	N/A	N/A	N/A	N/A	VT	VT-1-1	
243	2-WASHER-15	WASHER	B6.50	N/A	N/A	N/A	N/A	VT	VT-1-1	
244	2-WASHER-16	WASHER	B6.50	N/A	N/A	N/A	N/A	VT	VT-1-1	
245	2-WASHER-17	WASHER	B6.50	N/A	N/A	N/A	N/A	VT	VT-1-1	
246	2-WASHER-18	WASHER	B6.50	N/A	N/A	N/A	N/A	VT	VT-1-1	
247	2-WASHER-19	WASHER	B6.50	N/A	N/A	N/A	N/A	VT	VT-1-1	
248	2-WASHER-20	WASHER	B6.50	N/A	N/A	N/A	N/A	VT	VT-1-1	
249	2-WASHER-21	WASHER	B6.50	N/A	N/A	N/A	N/A	VT	VT-1-1	

NO.	COMPONENT I.D. NO.	COMP. FIG.	ITEM NO.	MATL. SPEC.	SIZE (IN.)	CAL. STD. NO.	DWG. NO.	EXAM TYPE	PROC. NO.	NOTES
250	2-WASHER-22	WASHER	B6.50	N/A	N/A	N/A	N/A	VT	VT-1-1	
251	2-WASHER-23	WASHER	B6.50	N/A	N/A	N/A	N/A	VT	VT-1-1	
252	2-WASHER-24	WASHER	B6.50	N/A	N/A	N/A	N/A	VT	VT-1-1	
253	2-WASHER-25	WASHER	B6.50	N/A	N/A	N/A	N/A	VT	VT-1-1	
254	2-WASHER-26	WASHER	B6.50	N/A	N/A	N/A	N/A	VT	VT-1-1	
255	2-WASHER-27	WASHER	B6.50	N/A	N/A	N/A	N/A	VT	VT-1-1	
256	2-WASHER-28	WASHER	B6.50	N/A	N/A	N/A	N/A	VT	VT-1-1	
257	2-WASHER-29	WASHER	B6.50	N/A	N/A	N/A	N/A	VT	VT-1-1	
258	2-WASHER-30	WASHER	B6.50	N/A	N/A	N/A	N/A	VT	VT-1-1	
259	2-WASHER-31	WASHER	B6.50	N/A	N/A	N/A	N/A	VT	VT-1-1	
260	2-WASHER-32	WASHER	B6.50	N/A	N/A	N/A	N/A	VT	VT-1-1	

NO.	COMPONENT I.D. NO.	COMP. FIG.	ITEM NO.	MATL. SPEC.	SIZE (IN.)	CAL. STD. NO.	DWG. NO.	EXAM TYPE	PROC. NO.	NOTES
261	2-WASHER-33	WASHER	B6.50	N/A	N/A	N/A	N/A	VT	VT-1-1	
262	2-WASHER-34	WASHER	B6.50	N/A	N/A	N/A	N/A	VT	VT-1-1	
263	2-WASHER-35	WASHER	B6.50	N/A	N/A	N/A	N/A	VT	VT-1-1	
264	2-WASHER-36	WASHER	B6.50	N/A	N/A	N/A	N/A	VT	VT-1-1	
265	2-WASHER-37	WASHER	B6.50	N/A	N/A	N/A	N/A	VT	VT-1-1	
266	2-WASHER-38	WASHER	B6.50	N/A	N/A	N/A	N/A	VT	VT-1-1	
267	2-WASHER-39	WASHER	B6.50	N/A	N/A	N/A	N/A	VT	VT-1-1	
268	2-WASHER-40	WASHER	B6.50	N/A	N/A	N/A	N/A	VT	VT-1-1	
269	2-WASHER-41	WASHER	B6.50	N/A	N/A	N/A	N/A	VT	VT-1-1	
270	2-WASHER-42	WASHER	B6.50	N/A	N/A	N/A	N/A	VT	VT-1-1	
271	2-WASHER-43	WASHER	B6.50	N/A	N/A	N/A	N/A	VT	VT-1-1	

NO.	COMPONENT I.D. NO.	COMP. FIG.	ITEM NO.	MATL. SPEC.	SIZE (IN.)	CAL. STD. NO.	DWG. NO.	EXAM TYPE	PROC. NO.	NOTES
272	2-WASHER-44	WASHER	B6.50	N/A	N/A	N/A	N/A	VT	VT-1-1	
273	2-WASHER-45	WASHER	B6.50	N/A	N/A	N/A	N/A	VT	VT-1-1	
274	2-WASHER-46	WASHER	B6.50	N/A	N/A	N/A	N/A	VT	VT-1-1	
275	2-WASHER-47	WASHER	B6.50	N/A	N/A	N/A	N/A	VT	VT-1-1	
276	2-WASHER-48	WASHER	B6.50	N/A	N/A	N/A	N/A	VT	VT-1-1	
277	2-WASHER-49	WASHER	B6.50	N/A	N/A	N/A	N/A	VT	VT-1-1	
278	2-WASHER-50	WASHER	B6.50	N/A	N/A	N/A	N/A	VT	VT-1-1	
279	2-WASHER-51	WASHER	B6.50	N/A	N/A	N/A	N/A	VT	VT-1-1	
280	2-WASHER-52	WASHER	B6.50	N/A	N/A	N/A	N/A	VT	VT-1-1	
281	2-WASHER-53	WASHER	B6.50	N/A	N/A	N/A	N/A	VT	VT-1-1	
282	2-WASHER-54	WASHER	B6.50	N/A	N/A	N/A	N/A	VT	VT-1-1	

NO.	COMPONENT I.D. NO.	COMP. FIG.	ITEM NO.	MATL. SPEC.	SIZE (IN.)	CAL. STD. NO.	DWG. NO.	EXAM TYPE	PROC. NO.	NOTES
283	2-WASHER-55	WASHER	B6.50	N/A	N/A	N/A	N/A	VT	VT-1-1	
284	2-WASHER-56	WASHER	B6.50	N/A	N/A	N/A	N/A	VT	VT-1-1	
285	2-WASHER-57	WASHER	B6.50	N/A	N/A	N/A	N/A	VT	VT-1-1	
286	2-WASHER-58	WASHER	B6.50	N/A	N/A	N/A	N/A	VT	VT-1-1	
287	2-WASHER-59	WASHER	B6.50	N/A	N/A	N/A	N/A	VT	VT-1-1	
288	2-WASHER-60	WASHER	B6.50	N/A	N/A	N/A	N/A	VT	VT-1-1	
289	2-WASHER-61	WASHER	B6.50	N/A	N/A	N/A	N/A	VT	VT-1-1	
290	2-WASHER-62	WASHER	B6.50	N/A	N/A	N/A	N/A	VT	VT-1-1	
291	2-WASHER-63	WASHER	B6.50	N/A	N/A	N/A	N/A	VT	VT-1-1	
292	2-WASHER-64	WASHER	B6.50	N/A	N/A	N/A	N/A	VT	VT-1-1	
293	2-WASHER-65	WASHER	B6.50	N/A	N/A	N/A	N/A	VT	VT-1-1	

NO.	COMPONENT I.D. NO.	COMP. FIG.	ITEM NO.	MATL. SPEC.	SIZE (IN.)	CAL. STD. NO.	DWG. NO.	EXAM TYPE	PROC. NO.	NOTES
294	2-WASHER-66	WASHER	B6.50	N/A	N/A	N/A	N/A	VT	VT-1-1	
295	2-WASHER-67	WASHER	B6.50	N/A	N/A	N/A	N/A	VT	VT-1-1	
296	2-WASHER-68	WASHER	B6.50	N/A	N/A	N/A	N/A	VT	VT-1-1	
297	2-WASHER-69	WASHER	B6.50	N/A	N/A	N/A	N/A	VT	VT-1-1	
298	2-WASHER-70	WASHER	B6.50	N/A	N/A	N/A	N/A	VT	VT-1-1	
299	2-WASHER-71	WASHER	B6.50	N/A	N/A	N/A	N/A	VT	VT-1-1	
300	2-WASHER-72	WASHER	B6.50	N/A	N/A	N/A	N/A	VT	VT-1-1	
301	2-WASHER-73	WASHER	B6.50	N/A	N/A	N/A	N/A	VT	VT-1-1	
302	2-WASHER-74	WASHER	B6.50	N/A	N/A	N/A	N/A	VT	VT-1-1	
303	2-WASHER-75	WASHER	B6.50	N/A	N/A	N/A	N/A	VT	VT-1-1	
304	2-WASHER-76	WASHER	B6.50	N/A	N/A	N/A	N/A	VT	VT-1-1	

NO.	COMPONENT I.D. NO.	COMP. FIG.	ITEM NO.	MATL. SPEC.	SIZE (IN.)	CAL. STD. NO.	DWG. NO.	EXAM TYPE	PROC. NO.	NOTES
305	2B33-F060A-3	VB	B6.210	SA-540	2.25 (16)	01-60-02	IRR-2002	UT-0 DEG.	NDT-C-11 NDT-C-14	
306	2B33-F060A-3	FL	B6.220					VT	VT-1-1	
307	2B33-F060A-3	BOLTING	B6.230					VT	VT-1-1	
308	2B33-F060A-4	VB	B6.210	SA-193	2.75 (12)	01-60-03	IRR-2002	UT-0 DEG.	NDT-C-11 NDT-C-14	
309	2B33-F060A-4	FL	B6.220					VT	VT-1-1	
310	2B33-F060A-4	BOLTING	B6.230					VT	VT-1-1	
311	IRR-PU2A	PB	B6.180	SA-193	3.25 (16)	01-60-01	IRR-2002	UT-0 DEG.	NDT-C-11 NDT-C-14	
312	IRR-PU2A	FL	B6.190					VT	VT-1-1	
313	IRR-PU2A	BOLTING	B6.200					VT	VT-1-1	

NO.	COMPONENT I.D. NO.	COMP. FIG.	ITEM NO.	MATL. SPEC.	SIZE (IN.)	CAL. STD. NO.	DWG. NO.	EXAM TYPE	PROC. NO.	NOTES
314	2B33-F060B-3	VB	B6.210	SA-540	2.25 (16)	01-60-02	IRR-2006	UT-0 DEG	NDT-C-11 NDT-C-14	
315	2B33-F060B-3	FL	B6.220					VT	VT-1-1	
316	2B33-F060B-3	BOLTING	B6.230					VT	VT-1-1	
317	2B33-F060B-4	VB	B6.210	SA-193	2.75 (12)	01-60-03	IRR-2006	UT-0 DEG.	NDT-C-11 NDT-C-14	
318	2B33-F060B-4	FL	B6.220					VT	VT-1-1	
319	2B33-F060B-4	BOLTING	B6.230					VT	VT-1-1	
320	IRR-PU2B	PB	B6.180	SA-193	3.25 (16)	01-60-01	IRR-2006	UT-0 DEG.	NDT-C-11 NDT-C-14	
321	IRR-PU2B	FL	B6.190					VT	VT-1-1	
322	IRR-PU2B	BOLTING	B6.200					VT	VT-1-1	

NO.	COMPONENT I.D. NO.	COMP. FIG.	ITEM NO.	MATL. SPEC.	SIZE-IN. (QTY)	CAL. STD. NO.	DWG. NO.	EXAM TYPE	PROC. NO.	NOTES
1	2B21-F010A-1	VB	B7.70	N/A	1 (8)	N/A	IFW-2004	VT	VT-1-1	
2	2B21-F010A-2	VB	B7.70	N/A	0.875 (8)	N/A	IFW-2004	VT	VT-1-1	
3	2B21-F010B-1	VB	B7.70	N/A	1 (8)	N/A	IFW-2005	VT	VT-1-1	
4	2B21-F010B-2	VB	B7.70	N/A	0.875 (8)	N/A	IFW-2005	VT	VT-1-1	
5	2B21-F011A	VB	B7.70	N/A	1 (12)	N/A	IFW-2004	VT	VT-1-1	
6	2B21-F011B	VB	B7.70	N/A	1 (12)	N/A	IFW-2005	VT	VT-1-1	
7	2B21-F013A	VB	B7.70	N/A	1 (12)	N/A	IMS-2004	VT	VT-1-1	
8	2B21-F013B	VB	B7.70	N/A	1 (12)	N/A	IMS-2001	VT	VT-1-1	
9	2B21-F013C	VB	B7.70	N/A	1 (12)	N/A	IMS-2003	VT	VT-1-1	
10	2B21-F013D	VB	B7.70	N/A	1 (12)	N/A	IMS-2002	VT	VT-1-1	

NO.	COMPONENT I.D. NO.	COMP. FIG.	ITEM NO.	MATL. SPEC.	SIZE-IN. (QTY)	CAL. STD. NO.	DWG. NO.	EXAM TYPE	PROC. NO.	NOTES
11	2B21-F013E	VB	B7.70	N/A	1 (12)	N/A	IMS-2003	VT	VT-1-1	
12	2B21-F013F	VB	B7.70	N/A	1 (12)	N/A	IMS-2002	VT	VT-1-1	
13	2B21-F013G	VB	B7.70	N/A	1 (12)	N/A	IMS-2004	VT	VT-1-1	
14	2B21-F013H	VB	B7.70	N/A	1 (12)	N/A	IMS-2004	VT	VT-1-1	
15	2B21-F013J	VB	B7.70	N/A	1 (12)	N/A	IMS-2001	VT	VT 1-1	
16	2B21-F013K	VB	B7.70	N/A	1 (12)	N/A	IMS-2002	VT	VT-1-1	
17	2B21-F013L	VB	B7.70	N/A	1 (12)	N/A	IMS-2003	VT	VT-1-1	
18	2B21-F013M	VB	B7.70	N/A	1 (12)	N/A	IMS-2002	VT	VT-1-1	
19	2B21-F013N	VB	B7.70	N/A	1 (12)	N/A	IMS-2003	VT	VT-1-1	
20	2B21-F013P	VB	B7.70	N/A	1 (12)	N/A	IMS-2001	VT	VT-1-1	

NO.	COMPONENT I.D. NO.	COMP. FIG.	ITEM NO.	MATL. SPEC.	SIZE-IN. (QTY)	CAL. STD. NO.	DWG. NO.	EXAM TYPE	PROC. NO.	NOTES
21	2B21-F013R	VB	B7.70	N/A	1 (12)	N/A	IMS-2003	VT	VT-1-1	
22	2B21-F013S	VB	B7.70	N/A	1 (12)	N/A	IMS-2002	VT	VT-1-1	
23	2B21-F013U	VB	B7.70	N/A	1 (12)	N/A	IMS-2004	VT	VT-1-1	
24	2B21-F013V	VB	B7.70	N/A	1 (12)	N/A	IMS-2001	VT	VT-1-1	
25	2B21-F022A	VB	B7.70	N/A	1.625 (24)	N/A	IMS-2051	VT	VT-1-1	
26	2B21-F022B	VB	B7.70	N/A	1.625 (24)	N/A	IMS-2052	VT	VT-1-1	
27	2B21-F022C	VB	B7.70	N/A	1.625 (24)	N/A	IMS-2053	VT	VT-1-1	
28	2B21-F022D	VB	B7.70	N/A	1.625 (24)	N/A	IMS-2054	VT	VT-1-1	
29	2B21-F028A	VB	B7.70	N/A	1.625 (24)	N/A	IMS-2051	VT	VT-1-1	
30	2B21-F028B	VB	B7.70	N/A	1.625 (24)	N/A	IMS-2052	VT	VT-1-1	

NO.	COMPONENT I.D. NO.	COMP. FIG.	ITEM NO.	MATL. SPEC.	SIZE-IN. (QTY)	CAL. STD. NO.	DWG. NO.	EXAM TYPE	PROC. NO.	NOTES
31	2B21-F028C	VB	B7.70	N/A	1.625 (24)	N/A	IMS-2053	VT	VT-1-1	
32	2B21-F028D	VB	B7.70	N/A	1.625 (24)	N/A	IMS-2054	VT	VT-1-1	
33	2B21-F032A-1	VB	B7.70	N/A	1 (8)	N/A	IFW-2004	VT	VT-1-1	
34	2B21-F032A-2	VB	B7.70	N/A	0.875 (16)	N/A	IFW-2004	VT	VT-1-1	
35	2B21-F032B-1	VB	B7.70	N/A	1 (8)	N/A	IFW-2005	VT	VT-1-1	
36	2B21-F032B-2	VB	B7.70	N/A	0.875 (16)	N/A	IFW-2005	VT	VT-1-1	
37	2B33-F023A	VB	B7.70	N/A	2 (18)	N/A	IRR-2003	VT	VT-1-1	
38	2B33-F023B	VB	B7.70	N/A	2 (18)	N/A	IRR-2007	VT	VT-1-1	
39	2B33-F060A-1	VB	B7.70	N/A	1 (6)	N/A	IRR-2002	VT	VT-1-1	
40	2B33-F060A-2	VB	B7.70	N/A	1.250 (8)	N/A	IRR-2002	VT	VT-1-1	

NO.	COMPONENT I.D. NO.	COMP. FIG.	ITEM NO.	MATL. SPEC.	SIZE-IN. (QTY)	CAL. STD. NO.	DWG. NO.	EXAM TYPE	PROC. NO.	NOTES
41	2B33-F060B-1	VB	B7.70	N/A	1 (6)	N/A	IRR-2006	VT	VT-1-1	
42	2B33-F060B-2	VB	B7.70	N/A	1.250 (8)	N/A	IRR-2006	VT	VT-1-1	
43	2B33-F067A	VB	B7.70	N/A	2 (20)	N/A	IRR-2002	VT	VT-1-1	
44	2B33-F067B	VB	B7.70	N/A	2 (20)	N/A	IRR-2006	VT	VT-1-1	
45	2E12-F008	VB	B7.70	N/A	1.500 (8)	N/A	IRH-2031	VT	VT-1-1	
46	2E12-F009	VB	B7.70	N/A	1.500 (8)	N/A	IRH-2031	VT	VT-1-1	
47	2E12-F019	VB	B7.70	N/A	0.625 (4)	N/A	IRH-2022	VT	VT-1-1	
48	2E12-F020	VB	B7.70	N/A	1.500 (8)	N/A	IRH-2031	VT	VT-1-1	
49	2E12-F023	VB	B7.70	N/A	0.75	N/A	IRH-2022	VT	VT-1-1	
50	2E12-F041A-1	VB	B7.70	N/A	0.500 (4)	N/A	IRH-2003	VT	VT-1-1	

NO.	COMPONENT I.D. NO.	COMP. FIG.	ITEM NO.	MATL. SPEC.	SIZE-IN. (QTY)	CAL. STD. NO.	DWG. NO.	EXAM TYPE	PROC. NO.	NOTES
51	2E12-F041A-2	VB	B7.70	N/A	0.750 (8)	N/A	IRH-2003	VT	VT-1-1	
52	2E12-F041A-3	VB	B7.70	N/A	1.125 (8)	N/A	IRH-2003	VT	VT-1-1	
53	2E12-F041B-1	VB	B7.70	N/A	0.500 (4)	N/A	IRH-2002	VT	VT-1-1	
54	2E12-F041B-2	VB	B7.70	N/A	0.750 (8)	N/A	IRH-2002	VT	VT-1-1	
55	2E12-F041B-3	VB	B7.70	N/A	1.125 (8)	N/A	IRH-2002	VT	VT-1-1	
56	2E12-F041C-1	VB	B7.70	N/A	0.500 (4)	N/A	IRH-2004	VT	VT-1-1	
57	2E12-F041C-2	VB	B7.70	N/A	0.750 (8)	N/A	IRH-2004	VT	VT-1-1	
58	2E12-F041C-3	VB	B7.70	N/A	1.125 (8)	N/A	IRH-2004	VT	VT-1-1	
59	2E12-F042A	VB	B7.70	N/A	0.875 (12)	N/A	IRH-2003	VT	VT-1-1	
60	2E12-F042B	VB	B7.70	N/A	0.875 (12)	N/A	IRH-2002	VT	VT-1-1	

NO.	COMPONENT I.D. NO.	COMP. FIG.	ITEM NO.	MATL. SPEC.	SIZE-IN. (QTY)	CAL. STD. NO.	DWG. NO.	EXAM TYPE	PROC. NO.	NOTES
61	2E12-F042C	VB	B7.70	N/A	0.875 (12)	N/A	IRH-2004	VT	VT-1-1	
62	2E12-F050A-1	VB	B7.70	N/A	0.500 (4)	N/A	IRH-2005	VT	VT-1-1	
63	2E12-F050A-2	VB	B7.70	N/A	0.750 (8)	N/A	IRH-2005	VT	VT-1-1	
64	2E12-F050A-3	VB	B7.70	N/A	1.125 (8)	N/A	IRH-2005	VT	VT-1-1	
65	2E12-F050B-1	VB	B7.70	N/A	0.500 (6)	N/A	IRH-2001	VT	VT-1-1	
66	2E12-F050B-2	VB	B7.70	N/A	0.750 (8)	N/A	IRH-2001	VT	VT-1-1	
67	2E12-F050B-3	VB	B7.70	N/A	1.125 (8)	N/A	IRH-2001	VT	VT-1-1	
68	2E12-F053A	VB	B7.70	N/A	0.750 (6)	N/A	IRH-2005	VT	VT-1-1	
69	2E12-F053B	VB	B7.70	N/A	0.750 (6)	N/A	IRH-2001	VT	VT-1-1	
70	2E12-F090A	VB	B7.70	N/A	0.875 (12)	N/A	IRH-2005	VT	VT-1-1	

NO.	COMPONENT I.D. NO.	COMP. FIG.	ITEM NO.	MATL. SPEC.	SIZE-IN. (QTY)	CAL. STD. NO.	DWG. NO.	EXAM TYPE	PROC. NO.	NOTES
71	2E12-F090B	VB	B7.70	N/A	0.875 (12)	N/A	IRH-2001	VT	VT-1-1	
72	2E12-F092A	VB	B7.70	N/A	0.875 (12)	N/A	IRH-2003	VT	VT-1-1	
73	2E12-F092B	VB	B7.70	N/A	0.875 (12)	N/A	IRH-2002	VT	VT-1-1	
74	2E12-F092C	VB	B7.70	N/A	0.875 (12)	N/A	IRH-2004	VT	VT-1-1	
75	2E21-F005	VB	B7.70	N/A	0.875 (12)	N/A	ILP-2001	VT	VT-1-1	
76	2E21-F006-1	VB	B7.70	N/A	0.500 (4)	N/A	ILP-2001	VT	VT-1-1	
77	2E21-F006-2	VB	B7.70	N/A	0.750 (8)	N/A	ILP-2001	VT	VT-1-1	
78	2E21-F006-3	VB	B7.70	N/A	1.125 (8)	N/A	ILP-2001	VT	VT-1-1	
79	2E21-F051	VB	B7.70	N/A	0.875 (12)	N/A	ILP-2001	VT	VT-1-1	
80	2E22-F004	VB	B7.70	N/A	0.875 (12)	N/A	IHP-2001	VT	VT-1-1	

NO.	COMPONENT I.D. NO.	COMP. FIG.	ITEM NO.	MATL. SPEC.	SIZE-IN. (QTY)	CAL. STD. NO.	DWG. NO.	EXAM TYPE	PROC. NO.	NOTES
81	2E22-F005-1	VB	B7.70	N/A	0.500 (4)	N/A	IHP-2001	VT	VT-1-1	
82	2E22-F005-2	VB	B7.70	N/A	0.750 (8)	N/A	IHP-2001	VT	VT-1-1	
83	2E22-F005-3	VB	B7.70	N/A	1.125 (8)	N/A	IHP-2001	VT	VT-1-1	
84	2E22-F038	VB	B7.70	N/A	1.500 (20)	N/A	IHP-2001	VT	VT-1-1	
85	2E51-F008	VB	B7.70	N/A	0.750 (6)	N/A	IRI-2001	VT	VT-1-1	
86	2E51-F013	VB	B7.70	N/A	0.750 (6)	N/A	IRI-2003	VT	VT-1-1	
87	2E51-F063	VB	B7.70	N/A	0.875 (10)	N/A	IRI-2001	VT	VT-1-1	
88	2E51-F064	VB	B7.70	N/A	0.875 (10)	N/A	IRI-2001	VT	VT-1-1	
89	2E51-F065-1	VB	B7.70	N/A	0.500 (14)	N/A	IRI-2003	VT	VT-1-1	
90	2E51-F065-2	VB	B7.70	N/A	1.125 (4)	N/A	IRI-2003	VT	VT-1-1	

NO.	COMPONENT I.D. NO.	COMP. FIG.	ITEM NO.	MATL. SPEC.	SIZE-IN. (QTY)	CAL. STD. NO.	DWG. NO.	EXAM TYPE	PROC. NO.	NOTES
91	2E51-F066-1	VB	B7.70	N/A	0.500 (14)	N/A	IRI-2002	VT	VT-1-1	
92	2E51-F066-2	VB	B7.70	N/A	1.125 (4)	N/A	IRI-2002	VT	VT-1-1	
93	2G33-F001	VB	B7.70	N/A	0.750 (6)	N/A	IRT-2001	VT	VT-1-1	
94	2G33-F004	VB	B7.70	N/A	0.750 (6)	N/A	IRT-2001	VT	VT-1-1	
95	2G33-F100	VB	B7.70	N/A	0.750 (6)	N/A	IRR-2010	VT	VT-1-1	
96	2G33-F101	VB	B7.70	N/A	0.750 (6)	N/A	IRT-2001	VT	VT-1-1	
97	2G33-F102	VB	B7.70	N/A	0.750 (4)	N/A	IRT-2001	VT	VT-1-1	
98	2G33-F106	VB	B7.70	N/A	0.750 (6)	N/A	IRR-2009	VT	VT-1-1	
99	CRD RING FLANGE	CRD	B7.80	N/A	0.5	N/A	DATA REPORTS	VT	VT-1-1	CR-16
100	CRD HOUSING FLANGE (CAP SCREWS)	CRD	B7.80	N/A	1	N/A	DATA REPORTS	VT	VT-1-1	CR-16

NO.	COMPONENT I.D. NO.	COMP. FIG.	ITEM NO.	MATL. SPEC.	SIZE-IN. (QTY)	CAL. STD. NO.	DWG. NO.	EXAM TYPE	PROC. NO.	NOTES
101	GEL-1060-08	FB	B7.50	N/A	1.375 (12)	N/A	GEL-1060	VT	VT-1-1	
102	GEL-1060-09	FB	B7.50	N/A	1.375 (12)	N/A	GEL-1060	VT	VT-1-1	
103	IMS-2001B-11	FB	B7.50	N/A	1.375 (12)	N/A	IMS-2001	VT	VT-1-1	
104	IMS-2001B-15	FB	B7.50	N/A	1.375 (12)	N/A	IMS-2001	VT	VT-1-1	
105	IMS-2001B-19	FB	B7.50	N/A	1.375 (12)	N/A	IMS-2001	VT	VT-1-1	
106	IMS-2001B-23	FB	B7.50	N/A	1.375 (12)	N/A	IMS-2001	VT	VT-1-1	
107	IMS-2002B-14	FB	B7.50	N/A	1.375 (12)	N/A	IMS-2002	VT	VT-1-1	
108	IMS-2002B-18	FB	B7.50	N/A	1.375 (12)	N/A	IMS-2002	VT	VT-1-1	
109	IMS-2002B-22	FB	B7.50	N/A	1.375 (12)	N/A	IMS-2002	VT	VT-1-1	
110	IMS-2002B-26	FB	B7.50	N/A	1.375 (12)	N/A	IMS-2002	VT	VT-1-1	

NO.	COMPONENT I.D. NO.	COMP. FIG.	ITEM NO.	MATL. SPEC.	SIZE-IN. (QTY)	CAL. STD. NO.	DWG. NO.	EXAM TYPE	PROC. NO.	NOTES
111	IMS-2002B-30	FB	B7.50	N/A	1.375 (12)	N/A	IMS-2002	VT	VT-1-1	
112	IMS-2003B-12	FB	B7.50	N/A	1.375 (12)	N/A	IMS-2003	VT	VT-1-1	
113	IMS-2003B-16	FB	B7.50	N/A	1.375 (12)	N/A	IMS-2003	VT	VT-1-1	
114	IMS-2003B-20	FB	B7.50	N/A	1.375 (12)	N/A	IMS-2003	VT	VT-1-1	
115	IMS-2003B-24	FB	B7.50	N/A	1.375 (12)	N/A	IMS-2003	VT	VT-1-1	
116	IMS-2003B-36	FB	B7.50	N/A	1.375 (12)	N/A	IMS-2003	VT	VT-1-1	
117	IMS-2004B-10	FB	B7.50	N/A	1.375 (12)	N/A	IMS-2004	VT	VT-1-1	
118	IMS-2004B-14	FB	B7.50	N/A	1.375 (12)	N/A	IMS-2004	VT	VT-1-1	
119	IMS-2004B-18	FB	B7.50	N/A	1.375 (12)	N/A	IMS-2004	VT	VT-1-1	
120	IMS-2004B-22	FB	B7.50	N/A	1.375 (12)	N/A	IMS-2004	VT	VT-1-1	

NO.	COMPONENT I.D. NO.	COMP. FIG.	ITEM NO.	MATL. SPEC.	SIZE-IN. (QTY)	CAL. STD. NO.	DWG. NO.	EXAM TYPE	PROC. NO.	NOTES
121	IRI-2002B-12	FB	B7.50	N/A	1.125 (12)	N/A	IRI-2002	VT	VT-1-1	
122	IRI-2002B-17	FB	B7.50	N/A	1.125 (12)	N/A	IRI-2002	VT	VT-1-1	
123	IRI-2002B-21	FB	B7.50	N/A	1.375 (12)	N/A	IRI-2002	VT	VT-1-1	
124	IRR-2002B-06	FB	B7.50	N/A	1.125 (8)	N/A	IRR-2002	VT	VT-1-1	
125	IRR-2003B-21	FB	B7.50	N/A	1.125 (8)	N/A	IRR-2003	VT	VT-1-1	
126	IRR-2006B-06	FB	B7.50	N/A	1.125 (8)	N/A	IRR-2006	VT	VT-1-1	
127	IRR-2007B-19	FB	B7.50	N/A	1.125 (8)	N/A	IRR-2007	VT	VT-1-1	
128	IRT-2001B-18A	FB	B7.50	N/A	1 (12)	N/A	IRT-2001	VT	VT-1-1	
129	IRT-2001B-18B	FB	B7.50	N/A	1 (12)	N/A	IRT-2001	VT	VT-1-1	

COMPONENT I.D. NO.	ITEM NO.	WELD TYPE	MATL. SPEC.	THICK. (IN)	CAL. STD. NO.	AZ(DEG) ELV(FT)	DWG. NO.	EXAM REQUIRED	PROC. NO.	NOTES
IVS-1 VESSEL SKIRT ATTACHMENT WELD	B8.10	V5	SA-533	8.45	NONE	0-360	UNIT 2 SKIRT DETAIL	MT OR PT	NDT-B-1 OR NDT-D-2	
2RPV-SS-1	B8.10	V5	CARBON STEEL	7.00	N/A	30 DEG.	J-2500 VPF 3073-23-4	MT OR PT	NDT-B-1 OR NDT-D-2	RPV SUPPORT STABILIZER
2RPV-SS-2	B8.10	V5	CARBON STEEL	7.00	N/A	90 DEG.	J-2500 VPF 3073-23-4	MT OR PT	NDT-B-1 OR NDT-D-2	RPV SUPPORT STABILIZER
2RPV-SS-3	B8.10	V5	CARBON STEEL	7.00	N/A	150 DEG.	J-2500 VPF 3073-23-4	MT OR PT	NDT-B-1 OR NDT-D-2	RPV SUPPORT STABILIZER
2RPV-SS-4	B8.10	V5	CARBON STEEL	7.00	N/A	210 DEG.	J-2500 VPF 3073-23-4	MT OR PT	NDT-B-1 OR NDT-D-2	RPV SUPPORT STABILIZER
2RPV-SS-5	B8.10	V5	CARBON STEEL	7.00	N/A	270 DEG.	J-2500 VPF 3073-23-4	MT OR PT	NDT-B-1 OR NDT-D-2	RPV SUPPORT STABILIZER
2RPV-SS-6	B8.10	V5	CARBON STEEL	7.00	N/A	330 DEG.	J-2500 VPF 3073-23-4	MT OR PT	NDT-B-1 OR NDT-D-2	RPV SUPPORT STABILIZER

NO.	COMPONENT I.D. NO.	COMP. FIG.	ITEM NO.	WELD TYPE	NOM. PIPE SIZE	NOM. THK.	MATL. SPEC.	DWG. NO.	EXAM TYPE	PROC. NO.	CAL. STD. NO.	NOTES
1	2-JPI-A-2	SE-P	B9.11	MF-2	4	0.337	SA336-F8 SA-376	GEL-1093	PT UT-45 DEG.	NDT-D-2 NDT-C-2	1/4/05	CR-04
2	2-JPI-A-3	P-IS	B9.11	MF-2	4	0.337	SA-376	GEL-1093	PT UT-45 DEG.	NDT-D-2 NDT-C-3	1/4/05	CR-04
3	2-JPI-B-2	SE-P	B9.11	MF-2	4	0.337	SA336-F8 SA-376	GEL-1093	PT UT-45 DEG.	NDT-D-2 NDT-C-4	1/4/05	CR-04
4	2-JPI-B-3	P-IS	B9.11	MF-2	4	0.337	SA-376	GEL-1093	PT UT-45 DEG.	NDT-D-2 NDT-C-5	1/4/05	CR-04
5	IFW-2001-01	V-P	B9.11	MF-2	24	1.531	901LS	IFW-2001	PT UT-45 DEG.	NDT-D-2 NDT-C-2	01-24-04	
6	IFW-2001-02	P-E	B9.11	MF-2	24	1.531	901LS	IFW-2001	PT UT-45 DEG.	NDT-D-2 NDT-C-2	01-24-04	
7	IFW-2001-03	E-P	B9.11	MF-2	24	1.531	901LS	IFW-2001	PT UT-45 DEG.	NDT-D-2 NDT-C-2	01-24-04	
8	IFW-2001-04	P-E	B9.11	MF-2	24	1.531	901LS	IFW-2001	PT UT-45 DEG.	NDT-D-2 NDT-C-2	01-24-04	
9	IFW-2001-05	E-T	B9.11	MF-2	24	1.531	901LS	IFW-2001	PT UT-45 DEG.	NDT-D-2 NDT-C-2	01-24-04	
10	IFW-2001-06	T-R	B9.11	MF-2	24	1.531	901LS	IFW-2001	PT UT-45 DEG.	NDT-D-2 NDT-C-2	01-24-04	
11	IFW-2001-07	R-P	B9.11	MF-2	18	1.156	901LS	IFW-2001	PT UT-45 DEG.	NDT-D-2 NDT-C-2	01-18-02	

NO.	COMPONENT I.D. NO.	COMP. FIG.	ITEM NO.	WELD TYPE	NOM. PIPE SIZE	NOM. THK.	MATL. SPEC.	DWG. NO.	EXAM TYPE	PROC. NO.	CAL. STD. NO.	NOTES
12	IFW-2001-08	P-T	B9.11	MF-2	18	1.156	901LS	IFW-2001	PT UT-45 DEG.	NDT-D-2 NDT-C-2	01-18-02	
13	IFW-2001-09	T-R	B9.11	MF-2	18	1.156	901LS	IFW-2001	PT UT-45 DEG.	NDT-D-2 NDT-C-2	01-18-02	
14	IFW-2001-10	R-P	B9.11	MF-2	12	0.844	901LS	IFW-2001	PT UT-45 DEG.	NDT-D-2 NDT-C-2	01-12-02	
15	IFW-2001-11	P-E	B9.11	MF-2	12	0.844	901LS	IFW-2001	PT UT-45 DEG.	NDT-D-2 NDT-C-2	01-12-02	
16	IFW-2001-12	E-P	B9.11	MF-2	12	0.844	901LS	IFW-2001	PT UT-45 DEG.	NDT-D-2 NDT-C-2	01-12-02	
17	IFW-2001-13	T-P	B9.11	MF-2	12	0.844	901LS	IFW-2001	PT UT-45 DEG.	NDT-D-2 NDT-C-2	01-12-02	
18	IFW-2001-14	P-E	B9.11	MF-2	12	0.844	901LS	IFW-2001	PT UT-45 DEG.	NDT-D-2 NDT-C-2	01-12-02	
19	IFW-2001-15	E-P	B9.11	MF-2	12	0.844	901LS	IFW-2001	PT UT-45 DEG.	NDT-D-2 NDT-C-2	01-12-02	
20	IFW-2001-16	P-E	B9.11	MF-2	12	0.844	901LS	IFW-2001	PT UT-45 DEG.	NDT-D-2 NDT-C-2	01-12-02	
21	IFW-2001-17	E-P	B9.11	MF-2	12	0.844	901LS	IFW-2001	PT UT-45 DEG.	NDT-D-2 NDT-C-2	01-12-02	
22	IFW-2001-18	P-E	B9.11	MF-2	12	0.844	901LS	IFW-2001	PT UT-45 DEG.	NDT-D-2 NDT-C-2	01-12-02	

NO.	COMPONENT I.D. NO.	COMP. FIG.	ITEM NO.	WELD TYPE	NOM. PIPE SIZE	NOM. THK.	MATL. SPEC.	DWG. NO.	EXAM TYPE	PROC. NO.	CAL. STD. NO.	NOTES
23	IFW-2001-19	E-P	B9.11	MF-2	12	0.844	901LS	IFW-2001	PT UT-45 DEG.	NDT-D-2 NDT-C-2	01-12-02	
24	IFW-2001-20	P-SE	B9.11	MF-2	12	0.844	901LS	IFW-2001	PT UT-45 DEG.	NDT-D-2 NDT-C-2	01-12-02	
25	IFW-2001-21	T-P	B9.11	MF-2	12	0.844	901LS	IFW-2001	PT UT-45 DEG.	NDT-D-2 NDT-C-2	01-12-02	
26	IFW-2001-22	P-E	B9.11	MF-2	12	0.844	901LS	IFW-2001	PT UT-45 DEG.	NDT-D-2 NDT-C-2	01-12-02	
27	IFW-2001-23	E-P	B9.11	MF-2	12	0.844	901LS	IFW-2001	PT UT-45 DEG.	NDT-D-2 NDT-C-2	01-12-02	
28	IFW-2001-24	P-E	B9.11	MF-2	12	0.844	901LS	IFW-2001	PT UT-45 DEG.	NDT-D-2 NDT-C-2	01-12-02	
29	IFW-2001-25	E-P	B9.11	MF-2	12	0.844	901LS	IFW-2001	PT UT-45 DEG.	NDT-D-2 NDT-C-2	01-12-02	
30	IFW-2001-26	P-SE	B9.11	MF-2	12	0.844	901LS	IFW-2001	PT UT-45 DEG.	NDT-D-2 NDT-C-2	01-12-02	
31	IFW-2001-27	P-E	B9.11	MF-2	12	0.844	901LS	IFW-2001	PT UT-45 DEG.	NDT-D-2 NDT-C-2	01-12-02	
32	IFW-2001-28	E-P	B9.11	MF-2	12	0.844	901LS	IFW-2001	PT UT-45 DEG.	NDT-D-2 NDT-C-2	01-12-02	
33	IFW-2001-29	P-SE	B9.11	MF-2	12	0.844	901LS	IFW-2001	PT UT-45 DEG.	NDT-D-2 NDT-C-2	01-12-02	

NO.	COMPONENT I.D. NO.	COMP. FIG.	ITEM NO.	WELD TYPE	NOM. PIPE SIZE	NOM. THK.	MATL. SPEC.	DWG. NO.	EXAM TYPE	PROC. NO.	CAL. STD. NO.	NOTES
34	IFW-2002-01	V-P	B9.11	MF-2	24	1.531	901LS	IFW-2002	PT UT-45 DEG.	NDT-D-2 NDT-C-2	01-24-04	
35	IFW-2002-02	P-E	B9.11	MF-2	24	1.531	901LS	IFW-2002	PT UT-45 DEG.	NDT-D-2 NDT-C-2	01-24-04	
36	IFW-2002-03	E-P	B9.11	MF-2	24	1.531	901LS	IFW-2002	PT UT-45 DEG.	NDT-D-2 NDT-C-2	01-24-04	
37	IFW-2002-04	P-E	B9.11	MF-2	24	1.531	901LS	IFW-2002	PT UT-45 DEG.	NDT-D-2 NDT-C-2	01-24-04	
38	IFW-2002-05	E-T	B9.11	MF-2	24	1.531	901LS	IFW-2002	PT UT-45 DEG.	NDT-D-2 NDT-C-2	01-24-04	
39	IFW-2002-06	T-R	B9.11	MF-2	24	1.531	901LS	IFW-2002	PT UT-45 DEG.	NDT-D-2 NDT-C-2	01-24-04	
40	IFW-2002-07	R-P	B9.11	MF-2	18	1.156	901LS	IFW-2002	PT UT-45 DEG.	NDT-D-2 NDT-C-2	01-18-02	
41	IFW-2002-08	P-T	B9.11	MF-2	18	1.156	901LS	IFW-2002	PT UT-45 DEG.	NDT-D-2 NDT-C-2	01-18-02	
42	IFW-2002-09	T-R	B9.11	MF-2	18	1.156	901LS	IFW-2002	PT UT-45 DEG.	NDT-D-2 NDT-C-2	01-18-02	
43	IFW-2002-10	R-P	B9.11	MF-2	12	0.844	901LS	IFW-2002	PT UT-45 DEG.	NDT-D-2 NDT-C-2	01-12-02	
44	IFW-2002-10A	P-P	B9.11	MF-2	12	0.844	901LS	IFW-2002	PT UT-45 DEG.	NDT-D-2 NDT-C-2	01-12-02	

NO.	COMPONENT I.D. NO.	COMP. FIG.	ITEM NO.	WELD TYPE	NOM. PIPE SIZE	NOM. THK.	MATL. SPEC.	DWG. NO.	EXAM TYPE	PROC. NO.	CAL. STD. NO.	NOTES
45	IFW-2002-11	P-E	B9.11	MF-2	12	0.844	901LS	IFW-2002	PT UT-45 DEG.	NDT-D-2 NDT-C-2	01-12-02	
46	IFW-2002-12	E-P	B9.11	MF-2	12	0.844	901LS	IFW-2002	PT UT-45 DEG.	NDT-D-2 NDT-C-2	01-12-02	
47	IFW-2002-13	T-P	B9.11	MF-2	12	0.844	901LS	IFW-2002	PT UT-45 DEG.	NDT-D-2 NDT-C-2	01-12-02	
48	IFW-2002-14	P-E	B9.11	MF-2	12	0.844	901LS	IFW-2002	PT UT-45 DEG.	NDT-D-2 NDT-C-2	01-12-02	
49	IFW-2002-15	E-P	B9.11	MF-2	12	0.844	901LS	IFW-2002	PT UT-45 DEG.	NDT-D-2 NDT-C-2	01-12-02	
50	IFW-2002-16	P-E	B9.11	MF-2	12	0.844	901LS	IFW-2002	PT UT-45 DEG.	NDT-D-2 NDT-C-2	01-12-02	
51	IFW-2002-17	E-P	B9.11	MF-2	12	0.844	901LS	IFW-2002	PT UT-45 DEG.	NDT-D-2 NDT-C-2	01-12-02	
52	IFW-2002-18	P-E	B9.11	MF-2	12	0.844	901LS	IFW-2002	PT UT-45 DEG.	NDT-D-2 NDT-C-2	01-12-02	
53	IFW-2002-19	E-P	B9.11	MF-2	12	0.844	901LS	IFW-2002	PT UT-45 DEG.	NDT-D-2 NDT-C-2	01-12-02	
54	IFW-2002-20	P-SE	B9.11	MF-2	12	0.844	901LS	IFW-2002	PT UT-45 DEG.	NDT-D-2 NDT-C-2	01-12-02	
55	IFW-2002-21	T-P	B9.11	MF-2	12	0.844	901LS	IFW-2002	PT UT-45 DEG.	NDT-D-2 NDT-C-2	01-12-02	

NO.	COMPONENT I.D. NO.	COMP. FIG.	ITEM NO.	WELD TYPE	NOM. PIPE SIZE	NOM. THK.	MATL. SPEC.	DWG. NO.	EXAM TYPE	PROC. NO.	CAL. STD. NO.	NOTES
56	IFW-2002-22	P-E	B9.11	MF-2	12	0.844	901LS	IFW-2002	PT UT-45 DEG.	NDT-D-2 NDT-C-2	01-12-02	
57	IFW-2002-23	E-P	B9.11	MF-2	12	0.844	901LS	IFW-2002	PT UT-45 DEG.	NDT-D-2 NDT-C-2	01-12-02	
58	IFW-2002-24	P-E	B9.11	MF-2	12	0.844	901LS	IFW-2002	PT UT-45 DEG.	NDT-D-2 NDT-C-2	01-12-02	
59	IFW-2002-25	E-P	B9.11	MF-2	12	0.844	901LS	IFW-2002	PT UT-45 DEG.	NDT-D-2 NDT-C-2	01-12-02	
60	IFW-2002-26	P-SE	B9.11	MF-2	12	0.844	901LS	IFW-2002	PT UT-45 DEG.	NDT-D-2 NDT-C-2	01-12-02	
61	IFW-2002-27	P-E	B9.11	MF-2	12	0.844	901LS	IFW-2002	PT UT-45 DEG.	NDT-D-2 NDT-C-2	01-12-02	
62	IFW-2002-28	E-P	B9.11	MF-2	12	0.844	901LS	IFW-2002	PT UT-45 DEG.	NDT-D-2 NDT-C-2	01-12-02	
63	IFW-2002-29	P-SE	B9.11	MF-2	12	0.844	901LS	IFW-2002	PT UT-45 DEG.	NDT-D-2 NDT-C-2	01-12-02	
64	IFW-2004-06	V-P	B9.11	MF-2	24	1.876 MIN	1502LS	IFW-2004	PT UT-45 DEG.	NDT-D-2 NDT-C-2	01-24-05	AUG.1A
65	IFW-2004-06LD	LS	B9.12	GR-1	24	1.876 MIN	1502LS	IFW-2004	PT UT-45 DEG.	NDT-D-2 NDT-C-2	01-24-05	AUG.1A CR-15
66	IFW-2004-07	P-P	B9.11	MF-2	24	1.876 MIN	1502LS	IFW-2004	PT UT-45 DEG.	NDT-D-2 NDT-C-2	01-24-05	AUG.1A

NO.	COMPONENT I.D. NO.	COMP. FIG.	ITEM NO.	WELD TYPE	NOM. PIPE SIZE	NOM. THK.	MATL. SPEC.	DWG. NO.	EXAM TYPE	PROC. NO.	CAL. STD. NO.	NOTES
67	IFW-2004-07LD	LS	B9.12	GR-1	24	1.876 MW	1502LS	IFW-2004	PT UT-45 DEG.	NDT-D-2 NDT-C-2	01-24-05	AUG.1A CR-15
68	IFW-2004-07LU	LS	B9.12	GR-1	24	1.876 MW	1502LS	IFW-2004	PT UT-45 DEG.	NDT-D-2 NDT-C-2	01-24-05	AUG.1A CR-15
69	IFW-2004-08	P-PH	B9.11	FH-1	24	1.876 MW	1502LS	IFW-2004	PT UT-45 DEG.	NDT-D-2 NDT-C-2	01-24-05	AUG.1A
70	IFW-2004-08LU	LS	B9.12	GR-1	24	1.876 MW	1502LS	IFW-2004	PT UT-45 DEG.	NDT-D-2 NDT-C-2	01-24-05	AUG.1A CR-15
71	IFW-2004-09	PH-P	B9.11	FH-1	24	1.876 MW	1502LS	IFW-2004	PT UT-45 DEG.	NDT-D-2 NDT-C-2	01-24-05	AUG.1A CR-01
72	IFW-2004-09B	P-P	B9.11	MF-2	24	1.876 MW	1502LS	IFW-2004	PT UT-45 DEG.	NDT-D-2 NDT-C-2	01-24-05	CR-01
73	IFW-2004-09BLD	LS	B9.12	GR-1	24	1.876 MW	1502LS	IFW-2004	PT UT-45 DEG.	NDT-D-2 NDT-C-2	01-24-05	CR-01 CR-15
74	IFW-2004-09BLU	LS	B9.12	GR-1	24	1.876 MW	1502LS	IFW-2004	PT UT-45 DEG.	NDT-D-2 NDT-C-2	01-24-05	CR-01 CR-15
75	IFW-2004-09LD	LS	B9.12	GR-1	24	1.876 MW	1502LS	IFW-2004	PT UT-45 DEG.	NDT-D-2 NDT-C-2	01-24-05	AUG.1A CR-01 CR-15
76	IFW-2004-10	P-V	B9.11	MF-2	24	1.876 MW	1502LS	IFW-2004	PT UT-45 DEG.	NDT-D-2 NDT-C-2	01-24-05	AUG.1A
77	IFW-2004-10LU	LS	B9.12	GR-1	24	1.876 MW	1502LS	IFW-2004	PT UT-45 DEG.	NDT-D-2 NDT-C-2	01-24-05	AUG. 1A CR-15

NO.	COMPONENT I.D. NO.	COMP. FIG.	ITEM NO.	WELD TYPE	NOM. PIPE SIZE	NOM. THK.	MATL. SPEC.	DWG. NO.	EXAM TYPE	PROC. NO.	CAL. STD. NO.	NOTES
78	IFW-2004-11	V-P	B9.11	MF-2	24	1.876 NW	1502LS	IFW-2004	PT UT-45 DEG.	NDT-D-2 NDT-C-2	01-24-05	
79	IFW-2004-11LD	LS	B9.12	GR-1	24	1.876 NW	1502LS	IFW-2004	PT UT-45 DEG.	NDT-D-2 NDT-C-2	01-24-05	CR-15
80	IFW-2004-12	P-E	B9.11	MF-2	24	1.876 NW	1502LS	IFW-2004	PT UT-45 DEG.	NDT-D-2 NDT-C-2	01-24-05	
81	IFW-2004-12LU	LS	B9.12	GR-1	24	1.876 NW	1502LS	IFW-2004	PT UT-45 DEG.	NDT-D-2 NDT-C-2	01-24-05	CR-15
82	IFW-2004-13	E-P	B9.11	MF-2	24	1.876 NW	1502LS	IFW-2004	PT UT-45 DEG.	NDT-D-2 NDT-C-2	01-24-05	
83	IFW-2004-13LD	LS	B9.12	GR-1	24	1.876 NW	1502LS	IFW-2004	PT UT-45 DEG.	NDT-D-2 NDT-C-2	01-24-05	CR-15
84	IFW-2004-14	P-P	B9.11	MF-2	24	1.876 NW	1502LS	IFW-2004	PT UT-45 DEG.	NDT-D-2 NDT-C-2	01-24-05	
85	IFW-2004-14LD	LS	B9.12	GR-1	24	1.876 NW	1502LS	IFW-2004	PT UT-45 DEG.	NDT-D-2 NDT-C-2	01-24-05	CR-15
86	IFW-2004-14LU	LS	B9.12	GR-1	24	1.876 NW	1502LS	IFW-2004	PT UT-45 DEG.	NDT-D-2 NDT-C-2	01-24-05	CR-15
87	IFW-2004-15	P-V	B9.11	MF-2	24	1.876 NW	1502LS	IFW-2004	PT UT-45 DEG.	NDT-D-2 NDT-C-2	01-24-05	
88	IFW-2004-15LU	LS	B9.12	GR-1	24	1.876 NW	1502LS	IFW-2004	PT UT-45 DEG.	NDT-D-2 NDT-C-2	01-24-05	CR-15

NO.	COMPONENT I.D. NO.	COMP. FIG.	ITEM NO.	WELD TYPE	NOM. PIPE SIZE	NOM. THK.	MATL. SPEC.	DWG. NO.	EXAM TYPE	PROC. NO.	CAL. STD. NO.	NOTES
89	IFW-2005-06	V-P	B9.11	MF-2	24	1.876 MW	1502LS	IFW-2005	PT UT-45 DEG.	NDT-D-2 NDT-C-2	01-24-05	AUG.1A
90	IFW-2005-06LD	LS	B9.12	GR-1	24	1.876 MW	1502LS	IFW-2005	PT UT-45 DEG.	NDT-D-2 NDT-C-2	01-24-05	AUG.1A CR-15
91	IFW-2005-07	P-P	B9.11	MF-2	24	1.876 MW	1502LS	IFW-2005	PT UT-45 DEG.	NDT-D-2 NDT-C-2	01-24-05	AUG.1A
92	IFW-2005-07LD	LS	B9.12	GR-1	24	1.876 MW	1502LS	IFW-2005	PT UT-45 DEG.	NDT-D-2 NDT-C-2	01-24-05	AUG.1A CR-15
93	IFW-2005-07LU	LS	B9.12	GR-1	24	1.876 MW	1502LS	IFW-2005	PT UT-45 DEG.	NDT-D-2 NDT-C-2	01-24-05	AUG.1A CR-15
94	IFW-2005-08	P-PH	B9.11	FH-1	24	1.876 MW	1502LS	IFW-2005	PT UT-45 DEG.	NDT-D-2 NDT-C-2	01-24-05	AUG.1A
95	IFW-2005-08LU	LS	B9.12	GR-1	24	1.876 MW	1502LS	IFW-2005	PT UT-45 DEG.	NDT-D-2 NDT-C-2	01-24-05	AUG.1A CR-15
96	IFW-2005-09	PH-P	B9.11	FH-1	24	1.876 MW	1502LS	IFW-2005	PT UT-45 DEG.	NDT-D-2 NDT-C-2	01-24-05	AUG.1A CR-01
97	IFW-2005-09A	P-P	B9-11	MF-2	24	1.876 MW	1502LS	IFW-2005	PT UT-45 DEG.	NDT-D-2 NDT-C-2	01-24-05	CR-01 CR-15
98	IFW-2005-09ALD	LS	B9.12	GR-1	24	1.876 MW	1502LS	IFW-2005	PT UT-45 DEG.	NDT-D-2 NDT-C-2	01-24-05	CR-01 CR-15
99	IFW-2005-09ALU	LS	B9.12	GR-1	24	1.876 MW	1502LS	IFW-2005	PT UT-45 DEG.	NDT-D-2 NDT-C-2	01-24-05	CR-01 CR-15

NO.	COMPONENT I.D. NO.	COMP. FIG.	ITEM NO.	WELD TYPE	NOM. PIPE SIZE	NOM. THK.	MATL. SPEC.	DWG. NO.	EXAM TYPE	PROC. NO.	CAL. STD. NO.	NOTES
100	IFW-2005-09LD	LS	B9.12	GR-1	24	1.876 NW	1502LS	IFW-2005	PT UT-45 DEG.	NDT-D-2 NDT-C-2	01-24-05	AUG.1A CR-01 CR-15
101	IFW-2005-10	P-V	B9.11	MF-2	24	1.876 NW	1502LS	IFW-2005	PT UT-45 DEG.	NDT-D-2 NDT-C-2	01-24-05	AUG.1A
102	IFW-2005-10LU	LS	B9.12	GR-1	24	1.876 NW	1502LS	IFW-2005	PT UT-45 DEG.	NDT-D-2 NDT-C-2	01-24-05	AUG.1A CR-15
103	IFW-2005-11	V-P	B9.11	MF-2	24	1.876 NW	1502LS	IFW-2005	PT UT-45 DEG.	NDT-D-2 NDT-C-2	01-24-05	
104	IFW-2005-11LD	LS	B9.12	GR-1	24	1.876 NW	1502LS	IFW-2005	PT UT-45 DEG.	NDT-D-2 NDT-C-2	01-24-05	CR-15
105	IFW-2005-12	P-E	B9.11	MF-2	24	1.876 NW	1502LS	IFW-2005	PT UT-45 DEG.	NDT-D-2 NDT-C-2	01-24-05	
106	IFW-2005-12LU	LS	B9.12	GR-1	24	1.876 NW	1502LS	IFW-2005	PT UT-45 DEG.	NDT-D-2 NDT-C-2	01-24-05	CR-15
107	IFW-2005-13	E-P	B9.11	MF-2	24	1.876 NW	1502LS	IFW-2005	PT UT-45 DEG.	NDT-D-2 NDT-C-2	01-24-05	
108	IFW-2005-13LD	LS	B9.12	GR-1	24	1.876 NW	1502LS	IFW-2005	PT UT-45 DEG.	NDT-D-2 NDT-C-2	01-24-05	CR-15
109	IFW-2005-14	P-P	B9.11	MF-2	24	1.876 NW	1502LS	IFW-2005	PT UT-45 DEG.	NDT-D-2 NDT-C-2	01-24-05	
110	IFW-2005-14LD	LS	B9.12	GR-1	24	1.876 NW	1502LS	IFW-2005	PT UT-45 DEG.	NDT-D-2 NDT-C-2	01-24-05	CR-15

NO.	COMPONENT I.D. NO.	COMP. FIG.	ITEM NO.	WELD TYPE	NOM. PIPE SIZE	NOM. THK.	MATL. SPEC.	DWG. NO.	EXAM TYPE	PROC. NO.	CAL. STD. NO.	NOTES
111	IFW-2005-14LU	LS	B9.12	GR-1	24	1.876 MW	1502LS	IFW-2005	PT UT-45 DEG.	NDT-D-2 NDT-C-2	01-24-05	CR-15
112	IFW-2005-15	P-V	B9.11	MF-2	24	1.876 MW	1502LS	IFW-2005	PT UT-45 DEG.	NDT-D-2 NDT-C-2	01-24-05	
113	IFW-2005-15LU	LS	B9.12	GR-1	24	1.876 MW	1502LS	IFW-2005	PT UT-45 DEG.	NDT-D-2 NDT-C-2	01-24-05	CR-15
114	IHP-2001-02	V-P	B9.11	MF-2	12	1	906LS	IHP-2001	PT UT-45 DEG.	NDT-D-2 NDT-C-2	01-12-03	AUG.1A
115	IHP-2001-06	P-E	B9.11	MF-2	12	1	906LS	IHP-2001	PT UT-45 DEG.	NDT-D-2 NDT-C-2	01-12-03	AUG.1A
116	IHP-2001-07	E-P	B9.11	MF-2	12	1	906LS	IHP-2001	PT UT-45 DEG.	NDT-D-2 NDT-C-2	01-12-03	AUG.1A
117	IHP-2001-08	P-E	B9.11	MF-2	12	1	906LS	IHP-2001	PT UT-45 DEG.	NDT-D-2 NDT-C-2	01-12-03	AUG.1A
118	IHP-2001-09	E-P	B9.11	MF-2	12	1	906LS	IHP-2001	PT UT-45 DEG.	NDT-D-2 NDT-C-2	01-12-03	AUG.1A
119	IHP-2001-10	P-E	B9.11	MF-2	12	1	906LS	IHP-2001	PT UT-45 DEG.	NDT-D-2 NDT-C-2	01-12-03	AUG.1A
120	IHP-2001-11	E-P	B9.11	MF-2	12	1	906LS	IHP-2001	PT UT-45 DEG.	NDT-D-2 NDT-C-2	01-12-03	AUG.1A
121	IHP-2001-12	P-E	B9.11	MF-2	12	1	906LS	IHP-2001	PT UT-45 DEG.	NDT-D-2 NDT-C-2	01-12-03	AUG.1A

NO.	COMPONENT I.D. NO.	COMP. FIG.	ITEM NO.	WELD TYPE	NOM. PIPE SIZE	NOM. THK.	MATL. SPEC.	DWG. NO.	EXAM TYPE	PROC. NO.	CAL. STD. NO.	NOTES
122	IHP-2001-13	E-P	B9.11	MF-2	12	1	906LS	IHP-2001	PT UT-45 DEG.	NDT-D-2 NDT-C-2	01-12-03	AUG.1A
123	IHP-2001-14	P-E	B9.11	MF-2	12	1	906LS	IHP-2001	PT UT-45 DEG.	NDT-D-2 NDT-C-2	01-12-03	AUG.1A
124	IHP-2001-15	E-P	B9.11	MF-2	12	1	906LS	IHP-2001	PT UT-45 DEG.	NDT-D-2 NDT-C-2	01-12-03	AUG.1A
125	IHP-2001-16	P-V	B9.11	MF-2	12	1	906LS	IHP-2001	PT UT-45 DEG.	NDT-D-2 NDT-C-2	01-12-03	AUG.1A
126	IHP-2001-17	V-P	B9.11	MF-2	12	1	906LS	IHP-2001	PT UT-45 DEG.	NDT-D-2 NDT-C-2	01-12-03	
127	IHP-2001-20	P-V	B9.11	MF-2	12	1	906LS	IHP-2001	PT UT-45 DEG.	NDT-D-2 NDT-C-2	01-12-03	
128	IHP-2001-21	V-P	B9.11	MF-2	12	0.844	901LS	IHP-2001	PT UT-45 DEG.	NDT-D-2 NDT-C-2	01-12-02	
129	IHP-2001-23	P-E	B9.11	MF-2	12	0.844	901LS	IHP-2001	PT UT-45 DEG.	NDT-D-2 NDT-C-2	01-12-02	
130	IHP-2001-24	E-P	B9.11	MF-2	12	0.844	901LS	IHP-2001	PT UT-45 DEG.	NDT-D-2 NDT-C-2	01-12-02	
131	IHP-2001-25	P-R	B9.11	MF-2	12	0.844	901LS	IHP-2001	PT UT-45 DEG.	NDT-D-2 NDT-C-2	01-12-02	
132	IHP-2001-26	R-EX	B9.11	MF-2	10	0.719	901LS	IHP-2001	PT UT-45 DEG.	NDT-D-2 NDT-C-2	01-10-03	

NO.	COMPONENT I.D. NO.	COMP. FIG.	ITEM NO.	WELD TYPE	NOM. PIPE SIZE	NOM. THK.	MATL. SPEC.	DWG. NO.	EXAM TYPE	PROC. NO.	CAL. STD. NO.	NOTES
133	ILP-2001-01	V-P	B9.11	MF-2	12	0.844	901LS	ILP-2001	PT UT-45 DEG.	NDT-D-2 NDT-C-2	01-12-02	AUG.1A
134	ILP-2001-06	P-E	B9.11	MF-2	12	0.844	901LS	ILP-2001	PT UT-45 DEG.	NDT-D-2 NDT-C-2	01-12-02	AUG.1A
135	ILP-2001-07	E-P	B9.11	MF-2	12	0.844	901LS	ILP-2001	PT UT-45 DEG.	NDT-D-2 NDT-C-2	01-12-02	AUG.1A
136	ILP-2001-08	P-E	B9.11	MF-2	12	0.844	901LS	ILP-2001	PT UT-45 DEG.	NDT-D-2 NDT-C-2	01-12-02	AUG.1A
137	ILP-2001-09	E-P	B9.11	MF-2	12	0.844	901LS	ILP-2001	PT UT-45 DEG.	NDT-D-2 NDT-C-2	01-12-02	AUG.1A
138	ILP-2001-10	P-E	B9.11	MF-2	12	0.844	901LS	ILP-2001	PT UT-45 DEG.	NDT-D-2 NDT-C-2	01-12-02	AUG.1A
139	ILP-2001-11	E-P	B9.11	MF-2	12	0.844	901LS	ILP-2001	PT UT-45 DEG.	NDT-D-2 NDT-C-2	01-12-02	AUG.1A
140	ILP-2001-12	P-E	B9.11	MF-2	12	0.844	901LS	ILP-2001	PT UT-45 DEG.	NDT-D-2 NDT-C-2	01-12-02	AUG.1A
141	ILP-2001-13	E-P	B9.11	MF-2	12	0.844	901LS	ILP-2001	PT UT-45 DEG.	NDT-D-2 NDT-C-2	01-12-02	AUG.1A
142	ILP-2001-14	P-E	B9.11	MF-2	12	0.844	901LS	ILP-2001	PT UT-45 DEG.	NDT-D-2 NDT-C-2	01-12-02	AUG.1A
143	ILP-2001-15	E-P	B9.11	MF-2	12	0.844	901LS	ILP-2001	PT UT-45 DEG.	NDT-D-2 NDT-C-2	01-12-02	AUG.1A

NO.	COMPONENT I.D. NO.	COMP. FIG.	ITEM NO.	WELD TYPE	NOM. PIPE SIZE	NOM. THK.	MATL. SPEC.	DWG. NO.	EXAM TYPE	PROC. NO.	CAL. STD. NO.	NOTES
144	ILP-2001-16	P-V	B9.11	MF-2	12	0.844	901LS	ILP-2001	PT UT-45 DEG.	NDT-D-2 NDT-C-2	01-12-02	AUG.1A
145	ILP-2001-17	V-P	B9.11	MF-2	12	0.844	901LS	ILP-2001	PT UT-45 DEG.	NDT-D-2 NDT-C-2	01-12-02	
146	ILP-2001-20	P-V	B9.11	MF-2	12	0.844	901LS	ILP-2001	PT UT-45 DEG.	NDT-D-2 NDT-C-2	01-12-02	
147	ILP-2001-21	V-P	B9.11	MF-2	12	0.844	901LS	ILP-2001	PT UT-45 DEG.	NDT-D-2 NDT-C-2	01-12-02	
148	ILP-2001-23	P-E	B9.11	MF-2	12	0.844	901LS	ILP-2001	PT UT-45 DEG.	NDT-D-2 NDT-C-2	01-12-02	
149	ILP-2001-24	E-P	B9.11	MF-2	12	0.844	901LS	ILP-2001	PT UT-45 DEG.	NDT-D-2 NDT-C-2	01-12-02	
150	ILP-2001-25	P-R	B9.11	MF-2	12	0.844	901LS	ILP-2001	PT UT-45 DEG.	NDT-D-2 NDT-C-2	01-12-02	
151	ILP-2001-26	R-EX	B9.11	MF-2	10	0.719	901LS	ILP-2001	PT UT-45 DEG.	NDT-D-2 NDT-C-2	01-10-03	
152	IMS-2001-01	SE-P	B9.11	MF-2	26	1.458	21A9515	IMS-2001	PT UT-45 DEG.	NDT-D-2 NDT-C-2	01-26-01 01-26-04	
153	IMS-2001-01LD	LS	B9.12	MF-2	26	.967 MW	21A9515	IMS-2001	PT UT-45 DEG.	NDT-D-2 NDT-C-2	01-26-01	CR-15
154	IMS-2001-02	P-E	B9.11	MF-2	26	.967 MW	21A9515	IMS-2001	PT UT-45 DEG.	NDT-D-2 NDT-C-2	01-26-01	

NO.	COMPONENT I.D. NO.	COMP. FIG.	ITEM NO.	WELD TYPE	NOM. PIPE SIZE	NOM. THK.	MATL. SPEC.	DWG. NO.	EXAM TYPE	PROC. NO.	CAL. STD. NO.	NOTES
155	IMS-2001-02LU	LS	B9.12	MF-2	26	.967 MW	21A9515	IMS-2001	PT UT-45 DEG.	NDT-D-2 NDT-C-2	01-26-01	CR-15
156	IMS-2001-03	E-P	B9.11	MF-2	26	.967 MW	21A9515	IMS-2001	PT UT-45 DEG.	NDT-D-2 NDT-C-2	01-26-01	
157	IMS-2001-03LD	LS	B9.12	MF-2	26	.967 MW	21A9515	IMS-2001	PT UT-45 DEG.	NDT-D-2 NDT-C-2	01-26-01	CR-15
158	IMS-2001-04	P-P	B9.11	MF-2	26	.967 MW	21A9515	IMS-2001	PT UT-45 DEG.	NDT-D-2 NDT-C-2	01-26-01	
159	IMS-2001-04A	P-P	B9.11	MF-2	26	.967 MW	21A9515	IMS-2001	PT UT-45 DEG.	NDT-D-2 NDT-C-2	01-26-01	
160	IMS-2001-04ALD	LS	B9.12	MF-2	26	.967 MW	21A9515	IMS-2001	PT UT-45 DEG.	NDT-D-2 NDT-C-2	01-26-01	CR-15
161	IMS-2001-04ALU	LS	B9.12	MF-2	26	.967 MW	21A9515	IMS-2001	PT UT-45 DEG.	NDT-D-2 NDT-C-2	01-26-01	CR-15
162	IMS-2001-04LD	LS	B9.12	MF-2	26	.967 MW	21A9515	IMS-2001	PT UT-45 DEG.	NDT-D-2 NDT-C-2	01-26-01	CR-15
163	IMS-2001-04LU	LS	B9.12	MF-2	26	.967 MW	21A9515	IMS-2001	PT UT-45 DEG.	NDT-D-2 NDT-C-2	01-26-01	CR-15
164	IMS-2001-06	P-E	B9.11	MF-2	26	.967 MW	21A9515	IMS-2001	PT UT-45 DEG.	NDT-D-2 NDT-C-2	01-26-01	
165	IMS-2001-06LU	LS	B9.12	MF-2	26	.967 MW	21A9515	IMS-2001	PT UT-45 DEG.	NDT-D-2 NDT-C-2	01-26-01	CR-15

NO.	COMPONENT I.D. NO.	COMP. FIG.	ITEM NO.	WELD TYPE	NOM. PIPE SIZE	NOM. THK.	MATL. SPEC.	DWG. NO.	EXAM TYPE	PROC. NO.	CAL. STD. NO.	NOTES
166	IMS-2001-07	E-P	B9.11	MF-2	26	.967 MW	21A9515	IMS-2001	PT UT-45 DEG.	NDT-D-2 NDT-C-2	01-26-01	
167	IMS-2001-07LD	LS	B9.12	MF-2	26	.967 MW	21A9515	IMS-2001	PT UT-45 DEG.	NDT-D-2 NDT-C-2	01-26-01	CR-15
168	IMS-2001-08	P-W	B9.31	MF-2	26X8	.967 MW	21A9515	IMS-2001	PT UT-45 DEG.	NDT-D-2 NDT-C-2	01-26-01	
169	IMS-2001-09	W-P	B9.11	MF-2	8	0.500	21A9515	IMS-2001	PT UT-45 DEG.	NDT-D-2 NDT-C-2	01-08-01	
170	IMS-2001-10	P-F	B9.11	MF-2	8	0.500	21A9515	IMS-2001	PT UT-45 DEG.	NDT-D-2 NDT-C-2	01-08-01	
171	IMS-2001-12	P-W	B9.31	MF-2	26X8	.976 MW	21A9515	IMS-2001	PT UT-45 DEG.	NDT-D-2 NDT-C-2	01-26-01	
172	IMS-2001-13	W-P	B9.11	MF-2	8	0.500	21A9515	IMS-2001	PT UT-45 DEG.	NDT-D-2 NDT-C-2	01-08-01	
173	IMS-2001-14	P-F	B9.11	MF-2	8	0.500	21A9515	IMS-2001	PT UT-45 DEG.	NDT-D-2 NDT-C-2	01-08-01	
174	IMS-2001-16	P-W	B9.31	MF-2	26X8	.976 MW	21A9515	IMS-2001	PT UT-45 DEG.	NDT-D-2 NDT-C-2	01-26-01	
175	IMS-2001-17	W-P	B9.11	MF-2	8	0.500	21A9515	IMS-2001	PT UT-45 DEG.	NDT-D-2 NDT-C-2	01-08-01	
176	IMS-2001-18	P-F	B9.11	MF-2	8	0.500	21A9515	IMS-2001	PT UT-45 DEG.	NDT-D-2 NDT-C-2	01-08-01	

NO.	COMPONENT I.D. NO.	COMP. FIG.	ITEM NO.	WELD TYPE	NOM. PIPE SIZE	NOM. THK.	MATL. SPEC.	DWG. NO.	EXAM TYPE	PROC. NO.	CAL. STD. NO.	NOTES
177	IMS-2001-20	P-W	B9.31	MF-2	26X8	.976 MW	21A9515	IMS-2001	PT UT-45 DEG.	NDT-D-2 NDT-C-2	01-26-01	
178	IMS-2001-21	W-P	B9.11	MF-2	8	0.500	21A9515	IMS-2001	PT UT-45 DEG.	NDT-D-2 NDT-C-2	01-08-01	
179	IMS-2001-22	P-F	B9.11	MF-2	8	0.500	21A9515	IMS-2001	PT UT-45 DEG.	NDT-D-2 NDT-C-2	01-08-01	
180	IMS-2001-24	P-E	B9.11	MF-2	26	.976 MW	21A9515	IMS-2001	PT UT-45 DEG.	NDT-D-2 NDT-C-2	01-08-01	
181	IMS-2001-24LU	LS	B9.12	MF-2	26	.976 MW	21A9515	IMS-2001	PT UT-45 DEG.	NDT-D-2 NDT-C-2	01-26-01	CR-15
182	IMS-2002-01	SE-P	B9.11	MF-2	26	1.458	21A9515	IMS-2002	PT UT-45 DEG.	NDT-D-2 NDT-C-2	01-26-01 01-26-04	
183	IMS-2002-01LD	LS	B9.12	MF-2	26	.976 MW	21A9515	IMS-2002	PT UT-45 DEG.	NDT-D-2 NDT-C-2	01-26-01	CR-15
184	IMS-2002-02	P-E	B9.11	MF-2	26	.976 MW	21A9515	IMS-2002	PT UT-45 DEG.	NDT-D-2 NDT-C-2	01-26-01	
185	IMS-2002-02LU	LS	B9.12	MF-2	26	.976 MW	21A9515	IMS-2002	PT UT-45 DEG.	NDT-D-2 NDT-C-2	01-26-01	CR-15
186	IMS-2002-03	E-P	B9.11	MF-2	26	.976 MW	21A9515	IMS-2002	PT UT-45 DEG.	NDT-D-2 NDT-C-2	01-26-01	
187	IMS-2002-03LD	LS	B9.12	MF-2	26	.976 MW	21A9515	IMS-2002	PT UT-45 DEG.	NDT-D-2 NDT-C-2	01-26-01	CR-15

NO.	COMPONENT I.D. NO.	COMP. FIG.	ITEM NO.	WELD TYPE	NOM. PIPE SIZE	NOM. THK.	MATL. SPEC.	DWG. NO.	EXAM TYPE	PROC. NO.	CAL. STD. NO.	NOTES
188	IMS-2002-04	P-P	B9.11	MF-2	26	.976 NW	21A9515	IMS-2002	PT UT-45 DEG.	NDT-D-2 NDT-C-2	01-26-01	
189	IMS-2002-04LD	LS	B9.12	MF-2	26	.976 NW	21A9515	IMS-2002	PT UT-45 DEG.	NDT-D-2 NDT-C-2	01-26-01	CR-15
190	IMS-2002-04LU	LS	B9.12	MF-2	26	.976 NW	21A9515	IMS-2002	PT UT-45 DEG.	NDT-D-2 NDT-C-2	01-26-01	CR-15
191	IMS-2002-05	P-W	B9.31	MF-2	26 X 10	0.594	21A9515	IMS-2002	PT UT-45 DEG.	NDT-D-2 NDT-C-2	01-26-01	
192	IMS-2002-07	P-E	B9.11	MF-2	26	.976 NW	21A9515	IMS-2002	PT UT-45 DEG.	NDT-D-2 NDT-C-2	01-26-01	
193	IMS-2002-07LU	LS	B9.12	MF-2	26	.976 NW	21A9515	IMS-2002	PT UT-45 DEG.	NDT-D-2 NDT-C-2	01-26-01	CR-15
194	IMS-2002-08	E-P	B9.11	MF-2	26	.976 NW	21A9515	IMS-2002	PT UT-45 DEG.	NDT-D-2 NDT-C-2	01-26-01	
195	IMS-2002-08LD	LS	B9.12	MF-2	26	.976 NW	21A9515	IMS-2002	PT UT-45 DEG.	NDT-D-2 NDT-C-2	01-26-01	CR-15
196	IMS-2002-09	P-E	B9.11	MF-2	26	.976 NW	21A9515	IMS-2002	PT UT-45 DEG.	NDT-D-2 NDT-C-2	01-26-01	
197	IMS-2002-09LU	LS	B9.12	MF-2	26	.976 NW	21A9515	IMS-2002	PT UT-45 DEG.	NDT-D-2 NDT-C-2	01-26-01	CR-15
198	IMS-20C2-10	E-P	B9.11	MF-2	26	.976 NW	21A9515	IMS-2002	PT UT-45 DEG.	NDT-D-2 NDT-C-2	01-26-01	

NO.	COMPONENT I.D. NO.	COMP. FIG.	ITEM NO.	WELD TYPE	NOM. PIPE SIZE	NOM. THK.	MATL. SPEC.	DWG. NO.	EXAM TYPE	PROC. NO.	CAL. STD. NO.	NOTES
199	IMS-2002-10A	P-P	B9.11	MF-2	26	.976 MW	21A9515	IMS-2002	PT UT-45 DEG.	NDT-D-2 NDT-C-2	01-26-01	
200	IMS-2002-10ALD	LS	B9.12	MF-2	26	.976 MW	21A9515	IMS-2002	PT UT-45 DEG.	NDT-D-2 NDT-C-2	01-26-01	CR-15
201	IMS-2002-10ALU	LS	B9.12	MF-2	26	.976 MW	21A9515	IMS-2002	PT UT-45 DEG.	NDT-D-2 NDT-C-2	01-26-01	CR-15
202	IMS-2002-10LD	LS	B9.12	MF-2	26	.976 MW	21A9515	IMS-2002	PT UT-45 DEG.	NDT-D-2 NDT-C-2	01-26-01	CR-15
203	IMS-2002-11	P-W	B9.31	MF-2	26X8	.976 MW	21A9515	IMS-2002	PT UT-45 DEG.	NDT-D-2 NDT-C-2	01-26-01	
204	IMS-2002-12	W-P	B9.11	MF-2	8	0.500	21A9515	IMS-2002	PT UT-45 DEG.	NDT-D-2 NDT-C-2	01-08-01	
205	IMS-2002-13	P-F	B9.11	MF-2	8	0.500	21A9515	IMS-2002	PT UT-45 DEG.	NDT-D-2 NDT-C-2	01-08-01	
206	IMS-2002-15	P-W	B9.31	MF-2	26X8	.976 MW	21A9515	IMS-2002	PT UT-45 DEG.	NDT-D-2 NDT-C-2	01-26-01	
207	IMS-2002-16	W-P	B9.11	MF-2	8	0.500	21A9515	IMS-2002	PT UT-45 DEG.	NDT-D-2 NDT-C-2	01-08-01	
208	IMS-2002-17	P-F	B9.11	MF-2	8	0.500	21A9515	IMS-2002	PT UT-45 DEG.	NDT-D-2 NDT-C-2	01-08-01	
209	IMS-2002-19	P-W	B9.31	MF-2	26X8	.976 MW	21A9515	IMS-2002	PT UT-45 DEG.	NDT-D-2 NDT-C-2	01-26-01	

NO.	COMPONENT I.D. NO.	COMP. FIG.	ITEM NO.	WELD TYPE	NOM. PIPE SIZE	NOM. THK.	MATL. SPEC.	DWG. NO.	EXAM TYPE	PROC. NO.	CAL. STD. NO.	NOTES
210	IMS-2002-20	W-P	B9.11	MF-2	8	0.500	21A9515	IMS-2002	PT UT-45 DEG.	NDT-D-2 NDT-C-2	01-08-01	
211	IMS-2002-21	P-F	B9.11	MF-2	8	0.500	21A9515	IMS-2002	PT UT-45 DEG.	NDT-D-2 NDT-C-2	01-08-01	
212	IMS-2002-23	P-W	B9.31	MF-2	26X8	.976 MW	21A9515	IMS-2002	PT UT-45 DEG.	NDT-D-2 NDT-C-2	01-26-01	
213	IMS-2002-24	W-P	B9.11	MF-2	8	0.500	21A9515	IMS-2002	PT UT-45 DEG.	NDT-D-2 NDT-C-2	01-08-01	
214	IMS-2002-25	P-F	B9.11	MF-2	8	0.500	21A9515	IMS-2002	PT UT-45 DEG.	NDT-D-2 NDT-C-2	01-08-01	
215	IMS-2002-27	P-W	B9.31	MF-2	26X8	.976 MW	21A9515	IMS-2002	PT UT-45 DEG.	NDT-D-2 NDT-C-2	01-26-01	
216	IMS-2002-28	W-P	B9.11	MF-2	8	0.500	21A9515	IMS-2002	PT UT-45 DEG.	NDT-D-2 NDT-C-2	01-08-01	
217	IMS-2002-29	P-F	B9.11	MF-2	8	0.500	21A9515	IMS-2002	PT UT-45 DEG.	NDT-D-2 NDT-C-2	01-08-01	
218	IMS-2002-31	P-E	B9.11	MF-2	26	.976 MW	21A9515	IMS-2002	PT UT-45 DEG.	NDT-D-2 NDT-C-2	01-26-01	
219	IMS-2002-31LU	LS	B9.12	MF-2	26	.976 MW	21A9515	IMS-2002	PT UT-45 DEG.	NDT-D-2 NDT-C-2	01-26-01	CR-15
220	IMS-2003-01	SE-P	B9.11	MF-2	26	1.458	21A9515	IMS-2003	PT UT-45 DEG.	NDT-D-2 NDT-C-2	01-26-01 01-26-04	

NO.	COMPONENT I.D. NO.	COMP. FIG.	ITEM NO.	WELD TYPE	NOM. PIPE SIZE	NOM. THK.	MATL. SPEC.	DWG. NO.	EXAM TYPE	PROC. NO.	CAL. STD. NO.	NOTES
221	IMS-2003-01LD	LS	B9.12	MF-2	26	.976 MW	21A9515	IMS-2003	PT UT-45 DEG.	NDT-D-2 NDT-C-2	01-26-01	CR-15
222	IMS-2003-02	P-E	B9.11	MF-2	26	.976 MW	21A9515	IMS-2003	PT UT-45 DEG.	NDT-D-2 NDT-C-2	01-26-01	
223	IMS-2003-02LU	LS	B9.12	MF-2	26	.976 MW	21A9515	IMS-2003	PT UT-45 DEG.	NDT-D-2 NDT-C-2	01-26-01	CR-15
224	IMS-2003-03	E-P	B9.11	MF-2	26	.976 MW	21A9515	IMS-2003	PT UT-45 DEG.	NDT-D-2 NDT-C-2	01-26-01	
225	IMS-2003-03LD	LS	B9.12	MF-2	26	.976 MW	21A9515	IMS-2003	PT UT-45 DEG.	NDT-D-2 NDT-C-2	01-26-01	CR-15
226	IMS-2003-04	P-P	B9.11	MF-2	26	.976 MW	21A9515	IMS-2003	PT UT-45 DEG.	NDT-D-2 NDT-C-2	01-26-01	
227	IMS-2003-04LD	LS	B9.12	MF-2	26	.976 MW	21A9515	IMS-2003	PT UT-45 DEG.	NDT-D-2 NDT-C-2	01-26-01	CR-15
228	IMS-2003-04LU	LS	B9.12	MF-2	26	.976 MW	21A9515	IMS-2003	PT UT-45 DEG.	NDT-D-2 NDT-C-2	01-26-01	CR-15
229	IMS-2003-05B	P-E	B9.11	MF-2	26	.976 MW	21A9515	IMS-2003	PT UT-45 DEG.	NDT-D-2 NDT-C-2	01-26-01	
230	IMS-2003-05LU	LS	B9.12	MF-2	26	.976 MW	21A9515	IMS-2003	PT UT-45 DEG.	NDT-D-2 NDT-C-2	01-26-01	CR-15
231	IMS-2003-06	E-P	B9.11	MF-2	26	.976 MW	21A9515	IMS-2003	PT UT-45 DEG.	NDT-D-2 NDT-C-2	01-26-01	

NO.	COMPONENT I.D. NO.	COMP. FIG.	ITEM NO.	WELD TYPE	NOM. PIPE SIZE	NOM. THK.	MATL. SPEC.	DWG. NO.	EXAM TYPE	PROC. NO.	CAL. STD. NO.	NOTES
232	IMS-2003-06LD	LS	B9.12	MF-2	26	.976 MW	21A9515	IMS-2003	PT UT-45 DEG.	NDT-D-2 NDT-C-2	01-26-01	CR-15
233	IMS-2003-07	P-E	B9.11	MF-2	26	.976 MW	21A9515	IMS-2003	PT UT-45 DEG.	NDT-D-2 NDT-C-2	01-26-01	
234	IMS-2003-07LU	LS	B9.12	MF-2	26	.976 MW	21A9515	IMS-2003	PT UT-45 DEG.	NDT-D-2 NDT-C-2	01-26-01	CR-15
235	IMS-2003-08	E-P	B9.11	MF-2	26	.976 MW	21A9515	IMS-2003	PT UT-45 DEG.	NDT-D-2 NDT-C-2	01-26-01	
236	IMS-2003-08A	P-P	B9.11	MF-2	26	.976 MW	21A9515	IMS-2003	PT UT-45 DEG.	NDT-D-2 NDT-C-2	01-26-01	
237	IMS-2003-08ALD	LS	B9.12	MF-2	26	.976 MW	21A9515	IMS-2003	PT UT-45 DEG.	NDT-D-2 NDT-C-2	01-26-01	CR-15
238	IMS-2003-08ALU	LS	B9.12	MF-2	26	.976 MW	21A9515	IMS-2003	PT UT-45 DEG.	NDT-D-2 NDT-C-2	01-26-01	CR-15
239	IMS-2003-08LD	LS	B9.12	MF-2	26	.976 MW	21A9515	IMS-2003	PT UT-45 DEG.	NDT-D-2 NDT-C-2	01-26-01	CR-15
240	IMS-2003-09	P-W	B9.31	MF-2	26X8	.976 MW	21A9515	IMS-2003	PT UT-45 DEG.	NDT-D-2 NDT-C-2	01-26-01	
241	IMS-2003-10	W-P	B9.11	MF-2	8	0.500	21A9515	IMS-2003	PT UT-45 DEG.	NDT-D-2 NDT-C-2	01-08-01	
242	IMS-2003-11	P-F	B9.11	MF-2	8	0.500	21A9515	IMS-2003	PT UT-45 DEG.	NDT-D-2 NDT-C-2	01-08-01	

NO.	COMPONENT I.D. NO.	COMP. FIG.	ITEM NO.	WELD TYPE	NOM. PIPE SIZE	NOM. THK.	MATL. SPEC.	DWG. NO.	EXAM TYPE	PROC. NO.	CAL. STD. NO.	NOTES
243	IMS-2003-13	P-W	B9.31	MF-2	26X8	.976 MW	21A9515	IMS-2003	PT UT-45 DEG.	NDT-D-2 NDT-C-2	01-08-01	
244	IMS-2003-14	W-P	B9.11	MF-2	8	0.500	21A9515	IMS-2003	PT UT-45 DEG.	NDT-D-2 NDT-C-2	01-08-01	
245	IMS-2003-15	P-F	B9.11	MF-2	8	0.500	21A9515	IMS-2003	PT UT-45 DEG.	NDT-D-2 NDT-C-2	01-08-01	
246	IMS-2003-17	P-W	B9.31	MF-2	26X8	.976 MW	21A9515	IMS-2003	PT UT-45 DEG.	NDT-D-2 NDT-C-2	01-26-01	
247	IMS-2003-18	W-P	B9.11	MF-2	8	0.500	21A9515	IMS-2003	PT UT-45 DEG.	NDT-D-2 NDT-C-2	01-08-01	
248	IMS-2003-19	P-F	B9.11	MF-2	8	0.500	21A9515	IMS-2003	PT UT-45 DEG.	NDT-D-2 NDT-C-2	01-08-01	
249	IMS-2003-21	P-W	B9.31	MF-2	26X8	.976 MW	21A9515	IMS-2003	PT UT-45 DEG.	NDT-D-2 NDT-C-2	01-26-01	
250	IMS-2003-22	W-P	B9.11	MF-2	8	0.500	21A9515	IMS-2003	PT UT-45 DEG.	NDT-D-2 NDT-C-2	01-08-01	
251	IMS-2003-23	P-F	B9.11	MF-2	8	0.500	21A9515	IMS-2003	PT UT-45 DEG.	NDT-D-2 NDT-C-2	01-08-01	
252	IMS-2003-33	P-W	B9.31	MF-2	26X8	.976 MW	21A9515	IMS-2003	PT UT-45 DEG.	NDT-D-2 NDT-C-2	01-26-01	
253	IMS-2003-34	W-P	B9.11	MF-2	9	0.500	21A9515	IMS-2003	PT UT-45 DEG.	NDT-D-2 NDT-C-2	01-08-01	

NO.	COMPONENT I.D. NO.	COMP. FIG.	ITEM NO.	WELD TYPE	NOM. PIPE SIZE	NOM. THK.	MATL. SPEC.	DWG. NO.	EXAM TYPE	PROC. NO.	CAL. STD. NO.	NOTES
254	IMS-2003-35	P-F	B9.11	MF-2	8	0.500	21A9515	IMS-2003	PT UT-45 DEG.	NDT-D-2 NDT-C-2	01-08-01	
255	IMS-2003-37	P-E	B9.11	MF-2	26	.976 MW	21A9515	IMS-2003	PT UT-45 DEG.	NDT-D-2 NDT-C-2	01-26-01	
256	IMS-2003-37LU	LS	B9.12	MF-2	26	.976 MW	21A9515	IMS-2003	PT UT-45 DEG.	NDT-D-2 NDT-C-2	01-26-01	CR-15
257	IMS-2004-01	SE-P	B9.11	MF-2	26	1.458	21A9515	IMS-2004	PT UT-45 DEG. UT-45 DEG.	NDT-D-2 NDT-C-2	01-26-01 01-26-04	
258	IMS-2004-01LD	LS	B9.12	MF-2	26	.976 MW	21A9515	IMS-2004	PT UT-45 DEG.	NDT-D-2 NDT-C-2	01-26-01	CR-15
259	IMS-2004-02	P-E	B9.11	MF-2	26	.976 MW	21A9515	IMS-2004	PT UT-45 DEG.	NDT-D-2 NDT-C-2	01-26-01	
260	IMS-2004-02LU	LS	B9.12	MF-2	26	.976 MW	21A9515	IMS-2004	PT UT-45 DEG.	NDT-D-2 NDT-C-2	01-26-01	CR-15
261	IMS-2004-03	E-P	B9.11	MF-2	26	.976 MW	21A9515	IMS-2004	PT UT-45 DEG.	NDT-D-2 NDT-C-2	01-26-01	
262	IMS-2004-03LD	LS	B9.12	MF-2	26	.976 MW	21A9515	IMS-2004	PT UT-45 DEG.	NDT-D-2 NDT-C-2	01-26-01	CR-15
263	IMS-2004-04	P-P	B9.11	MF-2	26	.976 MW	21A9515	IMS-2004	PT UT-45 DEG.	NDT-D-2 NDT-C-2	01-26-01	
264	IMS-2004-04A	P-P	B9.11	MF-2	26	.976 MW	21A9515	IMS-2004	PT UT-45 DEG.	NDT-D-2 NDT-C-2	01-26-01	

NO.	COMPONENT I.D. NO.	COMP. FIG.	ITEM NO.	WELD TYPE	NOM. PIPE SIZE	NOM. THK.	MATL. SPEC.	DWG. NO.	EXAM TYPE	PROC. NO.	CAL. STD. NO.	NOTES
265	IMS-2004-04ALD	LS	B9.12	MF-2	26	.976 MW	21A9515	IMS-2004	PT UT-45 DEG.	NDT-D-2 NDT-C-2	01-26-01	CR-15
266	IMS-2004-04ALU	LS	B9.12	MF-2	26	.976 MW	21A9515	IMS-2004	PT UT-45 DEG.	NDT-D-2 NDT-C-2	01-26-01	CR-15
267	IMS-2004-04LD	LS	B9.12	MF-2	26	.976 MW	21A9515	IMS-2004	PT UT-45 DEG.	NDT-D-2 NDT-C-2	01-26-01	CR-15
268	IMS-2004-04LU	LS	B9.12	MF-2	26	.976 MW	21A9515	IMS-2004	PT UT-45 DEG.	NDT-D-2 NDT-C-2	01-26-01	CR-15
269	IMS-2004-05	P-E	B9.11	MF-2	26	.976 MW	21A9515	IMS-2004	PT UT-45 DEG.	NDT-D-2 NDT-C-2	01-26-01	
270	IMS-2004-05LU	LS	B9.12	MF-2	26	.976 MW	21A9515	IMS-2004	PT UT-45 DEG.	NDT-D-2 NDT-C-2	01-26-01	CR-15
271	IMS-2004-06	E-P	B9.11	MF-2	26	.976 MW	21A9515	IMS-2004	PT UT-45 DEG.	NDT-D-2 NDT-C-2	01-26-01	
272	IMS-2004-06LD	LS	B9.12	MF-2	26	.976 MW	21A9515	IMS-2004	PT UT-45 DEG.	NDT-D-2 NDT-C-2	01-26-01	CR-15
273	IMS-2004-07	P-W	B9.31	MF-2	26X8	.976 MW	21A9515	IMS-2004	PT UT-45 DEG.	NDT-D-2 NDT-C-2	01-26-01	
274	IMS-2004-08	W-P	B9.11	MF-2	8	0.500	21A9515	IMS-2004	PT UT-45 DEG.	NDT-D-2 NDT-C-2	01-08-01	
275	IMS-2004-09	P-F	B9.11	MF-2	8	0.500	21A9515	IMS-2004	PT UT-45 DEG.	NDT-D-2 NDT-C-2	01-08-01	

NO.	COMPONENT I.D. NO.	COMP. FIG.	ITEM NO.	WELD TYPE	NOM. PIPE SIZE	NOM. THK.	MATL. SPEC.	DWG. NO.	EXAM TYPE	PROC. NO.	CAL. STD. NO.	NOTES
276	IMS-2004-11	P-W	B9.31	MF-2	26X8	.976 MW	21A9515	IMS-2004	PT UT-45 DEG.	NDT-D-2 NDT-C-2	01-26-01	
277	IMS-2004-12	W-P	B9.11	MF-2	8	0.500	21A9515	IMS-2004	PT UT-45 DEG.	NDT-D-2 NDT-C-2	01-08-01	
278	IMS-2004-13	P-F	B9.11	MF-2	8	0.500	21A9515	IMS-2004	PT UT-45 DEG.	NDT-D-2 NDT-C-2	01-08-01	
279	IMS-2004-15	P-W	B9.31	MF-2	26X8	.976 MW	21A9515	IMS-2004	PT UT-45 DEG.	NDT-D-2 NDT-C-2	01-26-01	
280	IMS-2004-16	W-P	B9.11	MF-2	8	0.500	21A9515	IMS-2004	PT UT-45 DEG.	NDT-D-2 NDT-C-2	01-08-01	
281	IMS-2004-17	P-F	B9.11	MF-2	8	0.500	21A9515	IMS-2004	PT UT-45 DEG.	NDT-D-2 NDT-C-2	01-08-01	
282	IMS-2004-19	P-W	B9.31	MF-2	26X8	.976 MW	21A9515	IMS-2004	PT UT-45 DEG.	NDT-D-2 NDT-C-2	01-26-01	
283	IMS-2004-20	W-P	B9.11	MF-2	8	0.500	21A9515	IMS-2004	PT UT-45 DEG.	NDT-D-2 NDT-C-2	01-08-01	
284	IMS-2004-21	P-F	B9.11	MF-2	8	0.500	21A9515	IMS-2004	PT UT-45 DEG.	NDT-D-2 NDT-C-2	01-08-01	
285	IMS-2004-23	P-E	B9.11	MF-2	26	.976 MW	21A9515	IMS-2004	PT UT-45 DEG.	NDT-D-2 NDT-C-2	01-26-01	
286	IMS-2004-23LU	LS	B9.12	MF-2	26	.976 MW	21A9515	IMS-2004	PT UT-45 DEG.	NDT-D-2 NDT-C-2	01-26-01	CR-15

NO.	COMPONENT I.D. NO.	COMP. FIG.	ITEM NO.	WELD TYPE	NOM. PIPE SIZE	NOM. THK.	MATL. SPEC.	DWG. NO.	EXAM TYPE	PROC. NO.	CAL. STD. NO.	NOTES
287	IMS-2046-01	C-P	B9.21	MF-2	3	0.300	939LS	IMS-2046	PT	NDT-D-2	N/A	
288	IMS-2046-06	P-E	B9.21	MF-2	3	0.300	939LS	IMS-2046	PT	NDT-D-2	N/A	
289	IMS-2046-07	E-P	B9.21	MF-2	3	0.300	939LS	IMS-2046	PT	NDT-D-2	N/A	
290	IMS-2046-07A	P-P	B9.21	MF-2	3	0.300	939LS	IMS-2046	PT	NDT-D-2	N/A	
291	IMS-2046-09	P-E	B9.21	MF-2	3	0.300	939LS	IMS-2046	PT	NDT-D-2	N/A	
292	IMS-2046-10	E-P	B9.21	MF-2	3	0.300	939LS	IMS-2046	PT	NDT-D-2	N/A	
293	IMS-2046-11	P-E	B9.21	MF-2	3	0.300	939LS	IMS-2046	PT	NDT-D-2	N/A	
294	IMS-2046-12	E-V	B9.21	MF-2	3	0.300	939LS	IMS-2046	PT	NDT-D-2	N/A	
295	IMS-2046-13	V-P	B9.21	MF-2	3	0.300	939LS	IMS-2046	PT	NDT-D-2	N/A	
296	IMS-2046-14	P-P	B9.21		3	0.300	939LS	IMS-2046	PT	NDT-D-2	N/A	
297	IMS-2046-15	P-V	B9.21	MF-2	3	0.300	939LS	IMS-2046	PT	NDT-D-2	N/A	AUG.1A

NO.	COMPONENT I.D. NO.	COMP. FIG.	ITEM NO.	WELD TYPE	NOM. PIPE SIZE	NOM. THK.	MATL. SPEC.	DRG. NO.	EXAM TYPE	PROC. NO.	CAL. STD. NO.	NOTES
298	IMS-2051-01	E-P	B9.11	MF-2	26	.976 MW	21A9515	IMS-2051	PT UT-45 DEG.	NDT-D-2 NDT-C-2	01-26-01	
299	IMS-2051-01LD	LS	B9.12	MF-2	26	.976 MW	21A9515	IMS-2051	PT UT-45 DEG.	NDT-D-2 NDT-C-2	01-26-01	CR-15
300	IMS-2051-02	P-P	B9.11	MF-2	26	.976 MW	21A9515	IMS-2051	PT UT-45 DEG.	NDT-D-2 NDT-C-2	01-26-01	
301	IMS-2051-02LD	LS	B9.12	MF-2	26	.976 MW	21A9515	IMS-2051	PT UT-45 DEG.	NDT-D-2 NDT-C-2	01-26-01	CR-15
302	IMS-2051-02LU	LS	B9.12	MF-2	26	.976 MW	21A9515	IMS-2051	PT UT-45 DEG.	NDT-D-2 NDT-C-2	01-26-01	CR-15
303	IMS-2051-07	P-P	B9.11	MF-2	26	.976 MW	21A9515	IMS-2051	PT UT-45 DEG.	NDT-D-2 NDT-C-2	01-26-01	
304	IMS-2051-07LD	LS	B9.12	MF-2	26	.976 MW	21A9515	IMS-2051	PT UT-45 DEG.	NDT-D-2 NDT-C-2	01-26-01	CR-15
305	IMS-2051-07LU	LS	B9.12	MF-2	26	.976 MW	21A9515	IMS-2051	PT UT-45 DEG.	NDT-D-2 NDT-C-2	01-26-01	CR-15
306	IMS-2051-08	P-E	B9.11	MF-2	26	.976 MW	21A9515	IMS-2051	PT UT-45 DEG.	NDT-D-2 NDT-C-2	01-26-01	
307	IMS-2051-08LU	LS	B9.12	MF-2	26	.976 MW	21A9515	IMS-2051	PT UT-45 DEG.	NDT-D-2 NDT-C-2	01-26-01	CR-15
308	IMS-2051-09	E-E	B9.11	MF-2	26	.976 MW	21A9515	IMS-2051	PT UT-45 DEG.	NDT-D-2 NDT-C-2	01-26-01	

NO.	COMPONENT I.D. NO.	COMP. FIG.	ITEM NO.	WELD TYPE	NOM. PIPE SIZE	NOM. THK.	MATL. SPEC.	DWG. NO.	EXAM TYPE	PROC. NO.	CAL. STD. NO.	NOTES
309	IMS-2051-10	E-P	B9.11	MF-2	26	.976 NW	21A9515	IMS-2051	PT UT-45 DEG.	NDT-D-2 NDT-C-2	01-26-01	
310	IMS-2051-10LD	LS	B9.12	MF-2	26	.976 NW	21A9515	IMS-2051	PT UT-45 DEG.	NDT-D-2 NDT-C-2	01-26-01	CR-15
311	IMS-2051-11	P-V	B9.11	MF-2	26	.976 NW	21A9515	IMS-2051	PT UT-45 DEG.	NDT-D-2 NDT-C-2	01-26-01	
312	IMS-2051-11LU	LS	B9.12	MF-2	26	.976 NW	21A9515	IMS-2051	PT UT-45 DEG.	NDT-D-2 NDT-C-2	01-26-01	CR-15
313	IMS-2051-13	V-P	B9.11	MF-2	26	.976 NW	21A9515	IMS-2051	PT UT-45 DEG.	NDT-D-2 NDT-C-2	01-26-01	AUG.1A
314	IMS-2051-13LD	LS	B9.12	MF-2	26	.976 NW	21A9515	IMS-2051	PT UT-45 DEG.	NDT-D-2 NDT-C-2	01-26-01	AUG.1A
315	IMS-2051-14	P-PH	B9.11	FH-1	26	.976 NW	21A9515	IMS-2051	PT UT-45 DEG.	NDT-D-2 NDT-C-2	01-26-01	AUG.1A CR-01
316	IMS-2051-14LU	LS	B9.12	MF-2	26	.976 NW	21A9515	IMS-2051	PT UT-45 DEG.	NDT-D-2 NDT-C-2	01-26-01	AUG.1A CR-01 CR-15
317	IMS-2051-17	P-PH	B9.11	MF-2	26	.976 NW	905LS	IMS-2051	PT UT-45 DEG.	NDT-D-2 NDT-C-2	01-26-02	AUG.1A
318	IMS-2051-17LD	LS	B9.12	MF-2	26	.976 NW	905LS	IMS-2051	PT UT-45 DEG.	NDT-D-2 NDT-C-2	01-26-02	AUG.1A CR-15
319	IMS-2051-20	P-V	B9.11	MF-2	26	.976 NW	903LS	IMS-2051	PT UT-45 DEG.	NDT-D-2 NDT-C-2	01-26-02	AUG.1A

NO.	COMPONENT I.D. NO.	COMP. FIG.	ITEM NO.	WELD TYPE	NOM. PIPE SIZE	NOM. THK.	MATL. SPEC.	DWG. NO.	EXAM TYPE	PROC. NO.	CAL. STD. NO.	NOTES
320	IMS-2051-20LU	LS	B9.12	MF-2	26	.976 MW	905LS	IMS-2051	PT UT-45 DEG.	NDT-D-2 NDT-C-2	01-26-02	AUG.1A CR-15
321	IMS-2052-01	E-P	B9.11	MF-2	26	.976 MW	21A9515	IMS-2052	PT UT-45 DEG.	NDT-D-2 NDT-C-2	01-26-01	
322	IMS-2052-01LD	LS	B9.12	MF-2	26	.976 MW	21A9515	IMS-2052	PT UT-45 DEG.	NDT-D-2 NDT-C-2	01-26-02	CR-15
323	IMS-2052-02	P-P	B9.11	MF-2	26	.976 MW	21A9515	IMS-2052	PT UT-45 DEG.	NDT-D-2 NDT-C-2	01-26-01	
324	IMS-2052-02LD	LS	B9.12	MF-2	26	.976 MW	21A9515	IMS-2052	PT UT-45 DEG.	NDT-D-2 NDT-C-2	01-26-01	CR-15
325	IMS-2052-02LU	LS	B9.12	MF-2	26	.976 MW	21A9515	IMS-2052	PT UT-45 DEG.	NDT-D-2 NDT-C-2	01-26-01	CR-15
326	IMS-2052-07	P-P	B9.11	MF-2	26	.976 MW	21A9515	IMS-2052	PT UT-45 DEG.	NDT-D-2 NDT-C-2	01-26-01	
327	IMS-2052-07LD	LS	B9.12	MF-2	26	.976 MW	21A9515	IMS-2052	PT UT-45 DEG.	NDT-D-2 NDT-C-2	01-26-01	CR-15
328	IMS-2052-07LU	LS	B9.12	MF-2	26	.976 MW	21A9515	IMS-2052	PT UT-45 DEG.	NDT-D-2 NDT-C-2	01-26-01	CR-15
329	IMS-2052-08	P-E	B9.11	MF-2	26	.976 MW	21A9515	IMS-2052	PT UT-45 DEG.	NDT-D-2 NDT-C-2	01-26-01	
330	IMS-2052-08LU	LS	B9.12	MF-2	26	.976 MW	21A9515	IMS-2052	PT UT-45 DEG.	NDT-D-2 NDT-C-2	01-26-01	CR-15

NO.	COMPONENT I.D. NO.	COMP. FIG.	ITEM NO.	WELD TYPE	NOM. PIPE SIZE	NOM. THK.	MATL. SPEC.	DWG. NO.	EXAM TYPE	PROC. NO.	CAL. STD. NO.	NOTES
331	IMS-2052-09	E-P	B9.11	MF-2	26	.976 MW	21A9515	IMS-2052	PT UT-45 DEG.	NDT-D-2 NDT-C-2	01-26-01	
332	IMS-2052-09LD	LS	B9.12	MF-2	26	.976 MW	21A9515	IMS-2052	PT UT-45 DEG.	NDT-D-2 NDT-C-2	01-26-01	CR-15
333	IMS-2052-10	P-V	B9.11	MF-2	26	.976 MW	21A9515	IMS-2052	PT UT-45 DEG.	NDT-D-2 NDT-C-2	01-26-01	
334	IMS-2052-10LU	LS	B9.12	MF-2	26	.976 MW	21A9515	IMS-2052	PT UT-45 DEG.	NDT-D-2 NDT-C-2	01-26-01	CR-15
335	IMS-2052-12	V-P	B9.11	MF-2	26	.976 MW	21A9515	IMS-2052	PT UT-45 DEG.	NDT-D-2 NDT-C-2	01-26-01	AUG.1A
336	IMS-2052-12LD	LS	B9.12	MF-2	26	.976 MW	21A9515	IMS-2052	PT UT-45 DEG.	NDT-D-2 NDT-C-2	01-26-01	AUG.1A CR-15
337	IMS-2052-13	P-PH	B9.11	FH-1	26	.976 MW	21A9515	IMS-2052	PT UT-45 DEG.	NDT-D-2 NDT-C-2	01-26-01	AUG.1A CR-01
338	IMS-2052-13LD	LS	B9.12	MF-2	26	.976 MW	21A9515	IMS-2052	PT UT-45 DEG.	NDT-D-2 NDT-C-2	01-26-01	AUG.1A CR-01 CR-15
339	IMS-2052-15	P-PH	B9.11	FH-1	26	.976 MW	905LS	IMS-2052	PT UT-45 DEG.	NDT-D-2 NDT-C-2	01-26-01	AUG.1A
340	IMS-2052-15LD	LS	B9.12	MF-2	26	.976 MW	905LS	IMS-2052	PT UT-45 DEG.	NDT-D-2 NDT-C-2	01-26-02	AUG.1A CR-15
341	IMS-2052-16	P-V	B9.11	MF-2	26	.976 MW	905LS	IMS-2052	PT UT-45 DEG.	NDT-D-2 NDT-C-2	01-26-02	AUG.1A

NO.	COMPONENT I.D. NO.	COMP. FIG.	ITEM NO.	WELD TYPE	NOM. PIPE SIZE	NOM. THK.	MATL. SPEC.	DWG. NO.	EXAM TYPE	PROC. NO.	CAL. STD. NO.	NOTES
342	IMS-2052-16LU	LS	B9.12	MF-2	26	.976 MW	905LS	IMS-2052	PT UT-45 DEG.	NDT-D-2 NDT-C-2	01-26-02	AUG.1A CR-15
343	IMS-2053-01	E-P	B9.11	MF-2	26	.976 MW	21A9515	IMS-2053	PT UT-45 DEG.	NDT-D-2 NDT-C-2	01-26-01	
344	IMS-2053-01LD	LS	B9.12	MF-2	26	.976 MW	21A9515	IMS-2053	PT UT-45 DEG.	NDT-D-2 NDT-C-2	01-26-01	CR-15
345	IMS-2053-02	P-P	B9.11	MF-2	26	.976 MW	21A9515	IMS-2053	PT UT-45 DEG.	NDT-D-2 NDT-C-2	01-26-01	
346	IMS-2053-02LD	LS	B9.12	MF-2	26	.976 MW	21A9515	IMS-2053	PT UT-45 DEG.	NDT-D-2 NDT-C-2	01-26-01	CR-15
347	IMS-2053-02LU	LS	B9.12	MF-2	26	.976 MW	21A9515	IMS-2053	PT UT-45 DEG.	NDT-D-2 NDT-C-2	01-26-01	CR-15
348	IMS-2053-07	P-P	B9.11	MF-2	26	.976 MW	21A9515	IMS-2053	PT UT-45 DEG.	NDT-D-2 NDT-C-2	01-26-01	
349	IMS-2053-07LD	LS	B9.12	MF-2	26	.976 MW	21A9515	IMS-2053	PT UT-45 DEG.	NDT-D-2 NDT-C-2	01-26-01	CR-15
350	IMS-2053-07LU	LS	B9.12	MF-2	26	.976 MW	21A9515	IMS-2053	PT UT-45 DEG.	NDT-D-2 NDT-C-2	01-26-01	CR-15
351	IMS-2053-08	P-E	B9.11	MF-2	26	.976 MW	21A9515	IMS-2053	PT UT-45 DEG.	NDT-D-2 NDT-C-2	01-26-01	
352	IMS-2053-08LU	LS	B9.12	MF-2	26	.976 MW	21A9515	IMS-2053	PT UT-45 DEG.	NDT-D-2 NDT-C-2	01-26-01	CR-15

NO.	COMPONENT I.D. NO.	COMP. FIG.	ITEM NO.	WELD TYPE	NOM. PIPE SIZE	NOM. THK.	MATL. SPEC.	DWG. NO.	EXAM TYPE	PROC. NO.	CAL. STD. NO.	NOTES
353	IMS-2053-09	E-P	B9.11	MF-2	26	.976 NW	21A9515	IMS-2053	PT UT-45 DEG.	NDT-D-2 NDT-C-2	01-26-01	
354	IMS-2053-09LD	LS	B9.12	MF-2	26	.976 NW	21A9515	IMS-2053	PT UT-45 DEG.	NDT-D-2 NDT-C-2	01-26-01	CR-15
355	IMS-2053-10	P-V	B9.11	MF-2	26	.976 NW	21A9515	IMS-2053	PT UT-45 DEG.	NDT-D-2 NDT-C-2	01-26-01	
356	IMS-2053-10LU	LS	B9.12	MF-2	26	.976 NW	21A9515	IMS-2053	PT UT-45 DEG.	NDT-D-2 NDT-C-2	01-26-01	CR-15
357	IMS-2053-12	V-P	B9.11	MF-2	26	.976 NW	21A9515	IMS-2053	PT UT-45 DEG.	NDT-D-2 NDT-C-2	01-26-01	AUG.1A
358	IMS-2053-12LD	LS	B9.12	MF-2	26	.976 NW	21A9515	IMS-2053	PT UT-45 DEG.	NDT-D-2 NDT-C-2	01-26-01	AUG.1A CR-15
359	IMS-2053-13	P-PH	B9.11	FH-1	26	.976 NW	21A9515	IMS-2053	PT UT-45 DEG.	NDT-D-2 NDT-C-2	01-26-01	AUG.1A CR-01
360	IMS-2053-13LU	LS	B9.12	MF-2	26	.976 NW	21A9515	IMS-2053	PT UT-45 DEG.	NDT-D-2 NDT-C-2	01-26-01	AUG.1A CR-01 CR-15
361	IMS-2053-15	P-PH	B9.11	FH-1	26	.976 NW	905LS	IMS-2053	PT UT-45 DEG.	NDT-D-2 NDT-C-2	01-26-01	AUG.1A
362	IMS-2053-15LD	LS	B9.12	MF-2	26	.976 NW	905LS	IMS-2053	PT UT-45 DEG.	NDT-D-2 NDT-C-2	01-26-02	AUG.1A CR-15
363	IMS-2053-18	P-V	B9.11	MF-2	26	.976 NW	905LS	IMS-2053	PT UT-45 DEG.	NDT-D-2 NDT-C-2	01-26-02	AUG.1A

NO.	COMPONENT I.D. NO.	COMP. FIG.	ITEM NO.	WELD TYPE	NOM. PIPE SIZE	NOM. THK.	MATL. SPEC.	DRG. NO.	EXAM TYPE	PROC. NO.	CAL. STD. NO.	NOTES
364	IMS-2053-18LU	LS	B9.12	MF-2	26	.976 NW	905LS	IMS-2053	PT UT-45 DEG.	NDT-D-2 NDT-C-2	01-26-02	AUG.1A CR-15
365	IMS-2054-01	E-P	B9.11	MF-2	26	.976 NW	21A9515	IMS-2054	PT UT-45 DEG.	NDT-D-2 NDT-C-2	01-26-01	
366	IMS-2054-01LD	LS	B9.12	MF-2	26	.976 NW	21A9515	IMS-2054	PT UT-45 DEG.	NDT-D-2 NDT-C-2	01-26-02	CR-15
367	IMS-2054-02	P-P	B9.11	MF-2	26	.976 NW	21A9515	IMS-2054	PT UT-45 DEG.	NDT-D-2 NDT-C-2	01-26-01	
368	IMS-2054-02LD	LS	B9.12	MF-2	26	.976 NW	21A9515	IMS-2054	PT UT-45 DEG.	NDT-D-2 NDT-C-2	01-26-01	CR-15
369	IMS-2054-02LU	LS	B9.12	MF-2	26	.976 NW	21A9515	IMS-2054	PT UT-45 DEG.	NDT-D-2 NDT-C-2	01-26-01	CR-15
370	IMS-2054-07	P-P	B9.11	MF-2	26	.976 NW	21A9515	IMS-2054	PT UT-45 DEG.	NDT-D-2 NDT-C-2	01-26-01	
371	IMS-2054-07LD	LS	B9.12	MF-2	26	.976 NW	21A9515	IMS-2054	PT UT-45 DEG.	NDT-D-2 NDT-C-2	01-26-01	CR-15
372	IMS-2054-07LU	LS	B9.12	MF-2	26	.976 NW	21A9515	IMS-2054	PT UT-45 DEG.	NDT-D-2 NDT-C-2	01-26-01	CR-15
373	IMS-2054-08	P-E	B9.11	MF-2	26	.976 NW	21A9515	IMS-2054	PT UT-45 DEG.	NDT-D-2 NDT-C-2	01-26-01	
374	IMS-2054-08LU	LS	B9.12	MF-2	26	.976 NW	21A9515	IMS-2054	PT UT-45 DEG.	NDT-D-2 NDT-C-2	01-26-01	CR-15

NO.	COMPONENT I.D. NO.	COMP. FIG.	ITEM NO.	WELD TYPE	NOM. PIPE SIZE	NOM. THK.	MATL. SPEC.	DWG. NO.	EXAM TYPE	PROC. NO.	CAL. STD. NO.	NOTES
375	IMS-2054-09	E-E	B9.11	MF-2	26	.976 MW	905LS	IMS-2054	PT UT-45 DEG.	NDT-D-2 NDT-C-2	01-26-01	
376	IMS-2054-10	E-P	B9.11	MF-2	26	.976 MW	21A9515	IMS-2054	PT UT-45 DEG.	NDT-D-2 NDT-C-2	01-26-01	
377	IMS-2054-10LD	LS	B9.12	MF-2	26	.976 MW	21A9515	IMS-2054	PT UT-45 DEG.	NDT-D-2 NDT-C-2	01-26-01	CR-15
378	IMS-2054-11	P-V	B9.11	MF-2	26	.976 MW	21A9515	IMS-2054	PT UT-45 DEG.	NDT-D-2 NDT-C-2	01-26-01	
379	IMS-2054-11LU	LS	B9.12	MF-2	26	.976 MW	21A9515	IMS-2054	PT UT-45 DEG.	NDT-D-2 NDT-C-2	01-26-01	CR-15
380	IMS-2054-13	V-P	B9.11	MF-2	26	.976 MW	21A9515	IMS-2054	PT UT-45 DEG.	NDT-D-2 NDT-C-2	01-26-01	AUG.1A
381	IMS-2054-13LD	LS	B9.12	MF-2	26	.976 MW	21A9515	IMS-2054	PT UT-45 DEG.	NDT-D-2 NDT-C-2	01-26-01	AUG.1A CR-15
382	IMS-2054-14	P-PH	B9.11	FH-1	26	.976 MW	21A9515	IMS-2054	PT UT-45 DEG.	NDT-D-2 NDT-C-2	01-26-01	AUG.1A CR-01
383	IMS-2054-14LU	LS	B9.12	MF-2	26	.976 MW	21A9515	IMS-2054	PT UT-45 DEG.	NDT-D-2 NDT-C-2	01-26-01	AUG.1A CR-01 CR-15
384	IMS-2054-15	P-PH	B9.11	FH-1	26	.976 MW	905LS	IMS-2054	PT UT-45 DEG.	NDT-D-2 NDT-C-2	01-26-01	AUG.1A
385	IMS-2054-15LD	LS	B9.12	MF-2	26	.976 MW	905LS	IMS-2054	PT UT-45 DEG.	NDT-D-2 NDT-C-2	01-26-02	AUG.1A CR-15

NO.	COMPONENT I.D. NO.	COMP. FIG.	ITEM NO.	WELD TYPE	NOM. PIPE SIZE	NOM. THK.	MATL. SPEC.	DWG. NO.	EXAM TYPE	PROC. NO.	CAL. STD. NO.	NOTES
386	IMS-2054-18	P-V	B9.11	MF-2	26	.976 MW	905LS	IMS-2054	PT UT-45 DEG.	NDT-D-2 NDT-C-2	01-26-02	AUG.1A
387	IMS-2054-18LU	LS	B9.12	MF-2	26	.976 MW	905LS	IMS-2054	PT UT-45 DEG.	NDT-D-2 NDT-C-2	01-26-02	AUG.1A CR-15
388	IMS-2055-01	W-P	B9.11	MF-2	10	0.719	901LS	IMS-2055	PT UT-45 DEG.	NDT-D-2 NDT-C-2	01-26-01	
389	IMS-2055-02	P-E	B9.11	MF-2	10	0.719	901LS	IMS-2055	PT UT-45 DEG.	NDT-D-2 NDT-C-2	01-10-01	
390	IMS-2055-05	E-P	B9.11	MF-2	10	0.719	901LS	IMS-2055	PT UT-45 DEG.	NDT-D-2 NDT-C-2	01-10-01	
391	IMS-2055-07	P-E	B9.11	MF-2	10	0.719	901LS	IMS-2055	PT UT-45 DEG.	NDT-D-2 NDT-C-2	01-10-01	
392	IMS-2055-10	E-P	B9.11	MF-2	10	0.719	901LS	IMS-2055	PT UT-45 DEG.	NDT-D-2 NDT-C-2	01-10-01	
393	IMS-2055-11	P-E	B9.11	MF-2	10	0.719	901LS	IMS-2055	PT UT-45 DEG.	NDT-D-2 NDT-C-2	01-10-01	
394	INB-2001-02	F-E	B9.11	MF-2	4	0.438	SA-333	INB-2001	PT UT-45 DEG.	NDT-D-2 NDT-C-2	01-04-04	
395	INB-2001-03	E-P	B9.11	MF-2	4	0.438	SA-333	INB-2001	PT UT-45 DEG.	NDT-D-2 NDT-C-2	01-04-04	
396	INB-2001-10	P-E	B9.11	MF-2	4	0.438	SA-333	INB-2001	PT UT-45 DEG.	NDT-D-2 NDT-C-2	01-04-04	

NO.	COMPONENT I.D. NO.	COMP. FIG.	ITEM NO.	WELD TYPE	NOM. PIPE SIZE	NOM. THK.	MATL. SPEC.	DWG. NO.	EXAM TYPE	PROC. NO.	CAL. STD. NO.	NOTES
397	INB-2001-12	P-R	B9.11	MF-2	4	0.438	SA-333	INB-2001	PT UT-45 DEG.	NDT-D-2 NDT-C-2	01-04-04	
398	IRH-2001-01	V-P	B9.11	MF-2	12	1	906LS	IRH-2001	PT UT-45 DEG.	NDT-D-2 NDT-C-2	01-12-03	AUG.1A
399	IRH-2001-06	P-E	B9.11	MF-2	12	1	906LS	IRH-2001	PT UT-45 DEG.	NDT-D-2 NDT-C-2	01-12-03	
400	IRH-2001-07	E-P	B9.11	MF-2	12	1	906LS	IRH-2001	PT UT-45 DEG.	NDT-D-2 NDT-C-2	01-12-03	
401	IRH-2001-08	P-E	B9.11	MF-2	12	1	906LS	IRH-2001	PT UT-45 DEG.	NDT-D-2 NDT-C-2	01-12-03	
402	IRH-2001-09	E-P	B9.11	MF-2	12	1	906LS	IRH-2001	PT UT-45 DEG.	NDT-D-2 NDT-C-2	01-12-03	
403	IRH-2001-10	P-E	B9.11	MF-2	12	1	906LS	IRH-2001	PT UT-45 DEG.	NDT-D-2 NDT-C-2	01-12-03	AUG.1A
404	IRH-2001-11	E-P	B9.11	MF-2	12	1	906LS	IRH-2001	PT UT-45 DEG.	NDT-D-2 NDT-C-2	01-12-03	AUG.1A
405	IRH-2001-11A	P-P	B9.11	MF-2	12	1	906LS	IRH-2001	PT UT-45 DEG.	NDT-D-2 NDT-C-2	01-12-03	AUG.1A
406	IRH-2001-11B	P-P	B9.11	MF-2	12	1	906LS	IRH-2001	PT UT-45 DEG.	NDT-D-2 NDT-C-2	01-12-03	AUG.1A
407	IRH-2001-11C	P-P	B9.11	MF-2	12	1	906LS	IRH-2001	PT UT-45 DEG.	NDT-D-2 NDT-C-2	01-12-03	AUG.1A

NO.	COMPONENT I.D. NO.	COMP. FIG.	ITEM NO.	WELD TYPE	NOM. PIPE SIZE	NOM. THK.	MATL. SPEC.	DWG. NO.	EXAM TYPE	PROC. NO.	CAL. STD. NO.	NOTES
408	IRH-2001-12	P-E	B9.11	MF-2	12	1	906LS	IRH-2001	PT UT-45 DEG.	NDT-D-2 NDT-C-2	01-12-03	AUG.1A
409	IRH-2001-13	E-P	B9.11	MF-2	12	1	906LS	IRH-2001	PT UT-45 DEG.	NDT-D-2 NDT-C-2	01-12-03	AUG.1A
410	IRH-2001-14	P-SOL	B9.32	S.W.	X 12 2	1	906LS	MORRISON IRH-2001 & 2RH-16	MT	NDT-B-1	N/A	
411	IRH-2001-14A	P-P	B9.11	MF-2	12	1	906LS	IRH-2001	PT UT-45 DEG.	NDT-D-2 NDT-C-2	01-12-03	AUG.1A
412	IRH-2001-15	P-V	B9.11	MF-2	12	1	906LS	IRH-2001	PT UT-45 DEG.	NDT-D-2 NDT-C-2	01-12-03	AUG.1A
413	IRH-2001-16	V-P	B9.11	MF-2	12	1	906LS	IRH-2001	PT UT-45 DEG.	NDT-D-2 NDT-C-2	01-12-03	
414	IRH-2001-17	SOL-P	B9.32	S.W.	X 12 2	0.375	948LS	MORRISON 1RH2001 & 2RH16	PT	NDT-D-2	N/A	
415	IRH-2001-18	P-E	B9.11	MF-2	12	0.844	948LS	IRH-2001	PT UT-45 DEG.	NDT-D-2 NDT-C-2	01-12-06	CR-04
416	IRH-2001-19	E-E	B9.11	MF-2	12	0.844	948LS	IRH-2001	PT UT-45 DEG.	NDT-D-2 NDT-C-2	01-12-06	CR-04
417	IRH-2001-20	E-V	B9.11	MF-2	12	0.844	948LS	IRH-2001	PT UT-45 DEG.	NDT-D-2 NDT-C-2	01-12-06	CR-04
418	IRH-2001-21	V-P	B9.11	MF-2	12	0.844	948LS	IRH-2001	PT UT-45 DEG.	NDT-D-2 NDT-C-2	01-12-06	CR-04

NO.	COMPONENT I.D. NO.	COMP. FIG.	ITEM NO.	WELD TYPE	NOM. PIPE SIZE	NOM. THK.	MATL. SPEC.	DWG. NO.	EXAM TYPE	PROC. NO.	CAL. STD. NO.	NOTES
419	IRH-2001-21A	P-P	B9.11	MF-2	12	0.844	948LS	IRH-2001	PT UT-45 DEG.	NDT-D-2 NDT-C-2	01-12-06	CR-04
420	IRH-2001-22	P-W	B9.11	MF-2	12	0.844	948LS	IRH-2001	PT UT-45 DEG.	NDT-D-2 NDT-C-2	01-12-06	CR-04
421	IRH-2001-23	SOL-P	B9.40	S.W.	2	0.375	906LS	M-939-SHT. 2,11,&12 M-963-SHT. 64	MT	NDT-B-1	N/A	
422	IRH-2001-23A	P-V	B9.40	S.W.	2	3.75	906LS	M-939-SHT.2,11,& 12 M-963-SHT. 64	MT	NDT-B-1	N/A	
423	IRH-2001-23B	V-P	B9.40	S.W.	2	0.375	906LS 948LS	M-939-SHT. 2,11,&12 M-963-SHT. 64	MT	NDT-B-1	N/A	
424	IRH-2001-23C	P-E	B9.40	S.W.	2	0.375	948LS	MORRISON 1RH2001 & 2RH16	PT	NDT-D-2	N/A	
425	IRH-2001-23D	E-P	B9.40	S.W.	2	0.375	948LS	MORRISON 1RH2001 & 2RH16	PT	NDT-D-2	N/A	
426	IRH-2001-23E	P-E	B9.40	S.W.	2	0.375	948LS	MORRISON 1RH2001 & 2RH16	PT	NDT-D-2	N/A	
427	IRH-2001-23F	E-P	B9.40	S.W.	2	0.375	948LS	MORRISON 1RH2001 & 2RH16	PT	NDT-D-2	N/A	
428	IRH-2001-23G	P-E	B9.40	S.W.	2	0.375	948LS	MORRISON 1RH2001 & 2RH16	PT	NDT-D-2	N/A	
429	IRH-2001-23H	E-P	B9.40	S.W.	2	0.375	948LS	MORRISON 1RH2001 & 2RH16	PT	NDT-D-2	N/A	

NO.	COMPONENT I.D. NO.	COMP. FIG.	ITEM NO.	WELD TYPE	NOM. PIPE SIZE	NOM. THK.	MATL. SPEC.	DRG. NO.	EXAM TYPE	PROC. NO.	CAL. STD. NO.	NOTES
430	IRH-2001-23J	P-E	B9.40	S.W.	2	0.375	948LS	MORRISON 1RH2001 & 2RH16	PT	NDT-D-2	N/A	
431	IRH-2001-23K	E-P	B9.40	S.W.	2	0.375	948LS	MORRISON 1RH2001 & 2RH16	PT	NDT-D-2	N/A	
432	IRH-2001-23L	P-SOL	B9.40	S.W.	2	0.375	948LS	MORRISON 1RH2001 & 2RH16	PT	NDT-D-2	N/A	
433	IRH-2002-01	V-P	B9.11	MF-2	12	0.844	901LS	IRH-2002	PT UT-45 DEG.	NDT-D-2 NDT-C-2	01-12-02	AUG.1A
434	IRH-2002-02	P-E	B9.11	MF-2	12	0.844	901LS	IRH-2002	PT UT-45 DEG.	NDT-D-2 NDT-C-2	01-12-02	AUG.1A
435	IRH-2002-03	E-P	B9.11	MF-2	12	0.844	901LS	IRH-2002	PT UT-45 DEG.	NDT-D-2 NDT-C-2	01-12-02	AUG.1A
436	IRH-2002-10	P-P	B9.11	MF-2	12	0.844	901LS	IRH-2002	PT UT-45 DEG.	NDT-D-2 NDT-C-2	01-12-02	AUG.1A
437	IRH-2002-12	P-E	B9.11	MF-2	12	0.844	901LS	IRH-2002	PT UT-45 DEG.	NDT-D-2 NDT-C-2	01-12-02	AUG.1A
438	IRH-2002-14	E-P	B9.11	MF-2	12	0.844	901LS	IRH-2002	PT UT-45 DEG.	NDT-D-2 NDT-C-2	01-12-02	AUG.1A
439	IRH-2002-16	P-E	B9.11	MF-2	12	0.844	901LS	IRH-2002	PT UT-45 DEG.	NDT-D-2 NDT-C-2	01-12-02	AUG.1A
440	IRH-2002-17	E-P	B9.11	MF-2	12	0.844	901LS	IRH-2002	PT UT-45 DEG.	NDT-D-2 NDT-C-2	01-12-02	AUG.1A

NO.	COMPONENT I.D. NO.	COMP. FIG.	ITEM NO.	WELD TYPE	NOM. PIPE SIZE	NOM. THK.	MATL. SPEC.	DWG. NO.	EXAM TYPE	PROC. NO.	CAL. STD. NO.	NOTES
441	IRH-2002-18	P-E	B9.11	MF-2	12	0.844	901LS	IRH-2002	PT UT-45 DEG.	NDT-D-2 NDT-C-2	01-12-02	AUG.1A
442	IRH-2002-19	E-V	B9.11	MF-2	12	0.844	901LS	IRH-2002	PT UT-45 DEG.	NDT-D-2 NDT-C-2	01-12-02	AUG.1A
443	IRH-2002-20	V-V	B9.11	MF-2	12	0.844	901LS	IRH-2002	PT UT-45 DEG.	NDT-D-2 NDT-C-2	01-12-02	
444	IRH-2002-21	V-P	B9.11	MF-2	12	0.844	901LS	IRH-2002	PT UT-45 DEG.	NDT-D-2 NDT-C-2	01-12-02	
445	IRH-2002-24	P-E	B9.11	MF-2	12	0.844	901LS	IRH-2002	PT UT-45 DEG.	NDT-D-2 NDT-C-2	01-12-02	
446	IRH-2002-26	E-E	B9.11	MF-2	12	0.844	901LS	IRH-2002	PT UT-45 DEG.	NDT-D-2 NDT-C-2	01-12-02	
447	IRH-2002-27	E-P	B9.11	MF-2	12	0.844	901LS	IRH-2002	PT UT-45 DEG.	NDT-D-2 NDT-C-2	01-12-02	
448	IRH-2002-38	P-E	B9.11	MF-2	12	0.844	901LS	IRH-2002	PT UT-45 DEG.	NDT-D-2 NDT-C-2	01-12-02	
449	IRH-2002-39	E-P	B9.11	MF-2	12	0.844	901LS	IRH-2002	PT UT-45 DEG.	NDT-D-2 NDT-C-2	01-12-02	
450	IRH-2002-40	P-EX	B9.11	MF-2	12	0.844	901LS	IRH-2002	PT UT-45 DEG.	NDT-D-2 NDT-C-2	01-12-02	
451	IRH-2003-02	V-P	B9.11	MF-2	12	0.844	901LS	IRH-2003	PT UT-45 DEG.	NDT-D-2 NDT-C-2	01-12-02	AUG.1A

NO.	COMPONENT I.D. NO.	COMP. FIG.	ITEM NO.	WELD TYPE	NOM. PIPE SIZE	NOM. THK.	MATL. SPEC.	DWG. NO.	EXAM TYPE	PROC. NO.	CAL. STD. NO.	NOTES
452	IRH-2003-06	P-E	B9.11	MF-2	12	0.844	901LS	IRH-2003	PT UT-45 DEG.	NDT-D-2 NDT-C-2	01-12-02	AUG.1A
453	IRH-2003-07	E-P	B9.11	MF-2	12	0.844	901LS	IRH-2003	PT UT-45 DEG.	NDT-D-2 NDT-C-2	01-12-02	AUG.1A
454	IRH-2003-08	P-E	B9.11	MF-2	12	0.844	901LS	IRH-2003	PT UT-45 DEG.	NDT-D-2 NDT-C-2	01-12-02	AUG.1A
455	IRH-2003-09	E-P	B9.11	MF-2	12	0.844	901LS	IRH-2003	PT UT-45 DEG.	NDT-D-2 NDT-C-2	01-12-02	AUG.1A
456	IRH-2003-10	P-E	B9.11	MF-2	12	0.844	901LS	IRH-2003	PT UT-45 DEG.	NDT-D-2 NDT-C-2	01-12-02	AUG.1A
457	IRH-2003-11	E-P	B9.11	MF-2	12	0.844	901LS	IRH-2003	PT UT-45 DEG.	NDT-D-2 NDT-C-2	01-12-02	AUG.1A
458	IRH-2003-11A	P-P	B9.11	MF-2	12	0.844	901LS	IRH-2003	PT UT-45 DEG.	NDT-D-2 NDT-C-2	01-12-02	AUG.1A
459	IRH-2003-12	P-E	B9.11	MF-2	12	0.844	901LS	IRH-2003	PT UT-45 DEG.	NDT-D-2 NDT-C-2	01-12-02	AUG.1A
460	IRH-2003-13	E-P	B9.11	MF-2	12	0.844	901LS	IRH-2003	PT UT-45 DEG.	NDT-D-2 NDT-C-2	01-12-02	AUG.1A
461	IRH-2003-13A	P-P	B9.11	MF-2	12	0.844	901LS	IRH-2003	PT UT-45 DEG.	NDT-D-2 NDT-C-2	01-12-02	AUG.1A
462	IRH-2003-14	P-E	B9.11	MF-2	12	0.844	901LS	IRH-2003	PT UT-45 DEG.	NDT-D-2 NDT-C-2	01-12-02	AUG.1A

NO.	COMPONENT I.D. NO.	COMP. FIG.	ITEM NO.	WELD TYPE	NOM. PIPE SIZE	NOM. THK.	MATL. SPEC.	DWG. NO.	EXAM TYPE	PROC. NO.	CAL. STD. NO.	NOTES
463	IRH-2003-15	E-V	B9.11	MF-2	12	0.844	901LS	IRH-2003	PT UT-45 DEG.	NDT-D-2 NDT-C-2	01-12-02	AUG.1A
464	IRH-2003-16	V-V	B9.11	MF-2	12	0.844	901LS	IRH-2003	PT UT-45 DEG.	NDT-D-2 NDT-C-2	01-12-02	
465	IRH-2003-17	V-P	B9.11	MF-2	12	0.844	901LS	IRH-2003	PT UT-45 DEG.	NDT-D-2 NDT-C-2	01-12-02	
466	IRH-2003-20	P-E	B9.11	MF-2	12	0.844	901LS	IRH-2003	PT UT-45 DEG.	NDT-D-2 NDT-C-2	01-12-02	
467	IRH-2003-21	E-E	B9.11	MF-2	12	0.844	901LS	IRH-2003	PT UT-45 DEG.	NDT-D-2 NDT-C-2	01-12-02	
468	IRH-2003-22	E-P	B9.11	MF-2	12	0.844	901LS	IRH-2003	PT UT-45 DEG.	NDT-D-2 NDT-C-2	01-12-02	
469	IRH-2003-24	P-E	B9.11	MF-2	12	0.844	901LS	IRH-2003	PT UT-45 DEG.	NDT-D-2 NDT-C-2	01-12-02	
470	IRH-2003-25	E-P	B9.11	MF-2	12	0.844	901LS	IRH-2003	PT UT-45 DEG.	NDT-D-2 NDT-C-2	01-12-02	
471	IRH-2003-26	P-EX	B9.11	MF-2	12	0.844	901LS	IRH-2003	PT UT-45 DEG.	NDT-D-2 NDT-C-2	01-12-02	
472	IRH-2004-01	V-E	B9.11	MF-2	12	0.844	901LS	IRH-2004	PT UT-45 DEG.	NDT-D-2 NDT-C-2	01-12-02	AUG.1A
473	IRH-2004-02	E-P	B9.11	MF-2	12	0.844	901LS	IRH-2004	PT UT-45 DEG.	NDT-D-2 NDT-C-2	01-12-02	AUG.1A

NO.	COMPONENT I.D. NO.	COMP. FIG.	ITEM NO.	WELD TYPE	NOM. PIPE SIZE	NOM. THK.	MATL. SPEC.	DWG. NO.	EXAM TYPE	PROC. NO.	CAL. STD. NO.	NOTES
474	IRH-2004-09	P-P	B9.11	MF-2	12	0.844	901LS	IRH-2004	PT UT-45 DEG.	NDT-D-2 NDT-C-2	01-12-02	AUG.1A
475	IRH-2004-11	P-E	B9.11	MF-2	12	0.844	901LS	IRH-2004	PT UT-45 DEG.	NDT-D-2 NDT-C-2	01-12-02	AUG.1A
476	IRH-2004-12	E-P	B9.11	MF-2	12	0.844	901LS	IRH-2004	PT UT-45 DEG.	NDT-D-2 NDT-C-2	01-12-02	AUG.1A
477	IRH-2004-14	P-E	B9.11	MF-2	12	0.844	901LS	IRH-2004	PT UT-45 DEG.	NDT-D-2 NDT-C-2	01-12-02	AUG.1A
478	IRH-2004-15	E-P	B9.11	MF-2	12	0.844	901LS	IRH-2004	PT UT-45 DEG.	NDT-D-2 NDT-C-2	01-12-02	AUG.1A
479	IRH-2004-15A	P-P	B9.11	MF-2	12	0.844	901LS	IRH-2004	PT UT-45 DEG.	NDT-D-2 NDT-C-2	01-12-02	AUG.1A
480	IRH-2004-15B	P-P	B9.11	MF-2	12	0.844	901LS	IRH-2004	PT UT-45 DEG.	NDT-D-2 NDT-C-2	01-12-02	AUG.1A
481	IRH-2004-17	P-E	B9.11	MF-2	12	0.844	901LS	IRH-2004	PT UT-45 DEG.	NDT-D-2 NDT-C-2	01-12-02	AUG.1A
482	IRH-2004-18	E-V	B9.11	MF-2	12	0.844	901LS	IRH-2004	PT UT-45 DEG.	NDT-D-2 NDT-C-2	01-12-02	AUG.1A
483	IRH-2004-19	V-V	B9.11	MF-2	12	0.844	901LS	IRH-2004	PT UT-45 DEG.	NDT-D-2 NDT-C-2	01-12-02	
484	IRH-2004-20	V-P	B9.11	MF-2	12	0.844	901LS	IRH-2004	PT UT-45 DEG.	NDT-D-2 NDT-C-2	01-12-02	

NO.	COMPONENT I.D. NO.	COMP. FIG.	ITEM NO.	WELD TYPE	NOM. PIPE SIZE	NOM. THK.	MATL. SPEC.	DWG. NO.	EXAM TYPE	PROC. NO.	CAL. STD. NO.	NOTES
485	IRH-2004-23	P-E	B9.11	MF-2	12	0.844	901LS	IRH-2004	PT UT-45 DEG.	NDT-D-2 NDT-C-2	01-12-02	
486	IRH-2004-26	E-E	B9.11	MF-2	12	0.844	901LS	IRH-2004	PT UT-45 DEG.	NDT-D-2 NDT-C-2	01-12-02	
487	IRH-2004-28	E-P	B9.11	MF-2	12	0.844	901LS	IRH-2004	PT UT-45 DEG.	NDT-D-2 NDT-C-2	01-12-02	
488	IRH-2004-39	P-E	B9.11	MF-2	12	0.844	901LS	IRH-2004	PT UT-45 DEG.	NDT-D-2 NDT-C-2	01-12-02	
489	IRH-2004-40	E-P	B9.11	MF-2	12	0.844	901LS	IRH-2004	PT UT-45 DEG.	NDT-D-2 NDT-C-2	01-12-02	
490	IRH-2004-42	P-EX	B9.11	MF-2	12	0.844	901LS	IRH-2004	PT UT-45 DEG.	NDT-D-2 NDT-C-2	01-12-02	
491	IRH-2005-02	V-P	B9.11	MF-2	12	1	906LS	IRH-2005	PT UT-45 DEG.	NDT-D-2 NDT-C-2	01-12-03	AUG.1A
492	IRH-2005-08	P-P	B9.11	MF-2	12	1	906LS	IRH-2005	PT UT-45 DEG.	NDT-D-2 NDT-C-2	01-12-03	AUG.1A
493	IRH-2005-12	P-P	B9.11	MF-2	12	1	906LS	IRH-2005	PT UT-45 DEG.	NDT-D-2 NDT-C-2	01-12-03	AUG.1A
494	IRH-2005-15	P-E	B9.11	MF-2	12	1	906LS	IRH-2005	PT UT-45 DEG.	NDT-D-2 NDT-C-2	01-12-03	AUG.1A
495	IRH-2005-16	E-P	B9.11	MF-2	12	1	906LS	IRH-2005	PT UT-45 DEG.	NDT-D-2 NDT-C-2	01-12-03	AUG.1A

NO.	COMPONENT I.D. NO.	COMP. FIG.	ITEM NO.	WELD TYPE	NOM. PIPE SIZE	NOM. THK.	MATL. SPEC.	DWG. NO.	EXAM TYPE	PROC. NO.	CAL. STD. NO.	NOTES
496	IRH-2005-18	P-E	B9.11	MF-2	12	1	906LS	IRH-2005	PT UT-45 DEG.	NDT-D-2 NDT-C-2	01-12-03	AUG.1A
497	IRH-2005-19	E-P	B9.11	MF-2	12	1	906LS	IRH-2005	PT UT-45 DEG.	NDT-D-2 NDT-C-2	01-12-03	AUG.1A
498	IRH-2005-20	P-E	B9.11	MF-2	12	1	906LS	IRH-2005	PT UT-45 DEG.	NDT-D-2 NDT-C-2	01-12-03	AUG.1A
499	IRH-2005-21	E-P	B9.11	MF-2	12	1	906LS	IRH-2005	PT UT-45 DEG.	NDT-D-2 NDT-C-2	01-12-03	AUG.1A
500	IRH-2005-21A	P-SOL	B9.32	S.W.	12 X 2	1	906LS	IRH-2005	PT	NDT-D-2	N/A	
501	IRH-2005-21B	SOL-P	B9.40	S.W.	2	0.375	906LS	IRH-2005	PT	NDT-D-2	N/A	
502	IRH-2005-21C	P-V	B9.40	S.W.	2	0.375	906LS	IRH-2005	PT	NDT-D-2	N/A	
503	IRH-2005-21D	V-P	B9.40	S.W.	2	0.375	906LS	IRH-2005	PT	NDT-D-2	N/A	
504	IRH-2005-21E	P-E	B9.40	S.W.	2	0.375	906LS	IRH-2005	PT	NDT-D-2	N/A	
505	IRH-2005-21F	E-P	B9.40	S.W.	2	0.375	906LS	IRH-2005	PT	NDT-D-2	N/A	
506	IRH-2005-21G	P-E	B9.40	S.W.	2	0.375	906LS	IRH-2005	PT	NDT-D-2	N/A	

NO.	COMPONENT I.D. NO.	COMP. FIG.	ITEM NO.	WELD TYPE	NOM. PIPE SIZE	NOM. THK.	MATL. SPEC.	DWG. NO.	EXAM TYPE	PROC. NO.	CAL. STD. NO.	NOTES
507	IRH-2005-21H	E-P	B9.40	S.W.	2	0.375	906LS	IRH-2005	PT	NDT-D-2	N/A	
508	IRH-2005-21J	P-SOL	B9.40	S.W.	2	0.375	906LS	IRH-2005	PT	NDT-D-2	N/A	
509	IRH-2005-23	P-V	B9.11	MF-2	12	1	906LS	IRH-2005	PT UT-45 DEG.	NDT-D-2 NDT-C-2	01-12-03	AUG.1A
510	IRH-2005-24A	P-P	B9.11	MF-2	12	1	906LS	IRH-2005	PT UT-45 DEG.	NDT-D-2 NDT-C-2	01-12-03	
511	IRH-2005-24B	SOL-P	B9.32	S.W.	2 X 12	0.844	906LS 948LS	IRH-2005	PT	NDT-D-2	N/A	
512	IRH-2005-25	P-E	B9.11	MF-2	12	1	906LS	IRH-2005	PT UT-45 DEG.	NDT-D-2 NDT-C-2	01-12-03	CR-04
513	IRH-2005-26	E-P	B9.11	MF-3	12	0.844	948LS	IRH-2005	PT UT-45 DEG.	NDT-D-2 NDT-C-2	01-12-06	CR-04
514	IRH-2005-28	P-V	B9.11	MF-3	12	0.844	948LS	IRH-2005	PT UT-45 DEG.	NDT-D-2 NDT-C-2	01-12-06	CR-04
515	IRH-2005-29	V-E	B9.11	MF-3	12	0.844	948LS	IRH-2005	PT UT-45 DEG.	NDT-D-2 NDT-C-2	01-12-06	CR-04
516	IRH-2005-30	E-P	B9.11	MF-3	12	0.844	948LS	IRH-2005	PT UT-45 DEG.	NDT-D-2 NDT-C-2	01-12-06	CR-04
517	IRH-2005-33	P-W	B9.11	MF-3	12	0.844	948LS	IRH-2005	PT UT-45 DEG.	NDT-D-2 NDT-C-2	01-12-06	CR-04

NO.	COMPONENT I.D. NO.	COMP. FIG.	ITEM NO.	WELD TYPE	NOM. PIPE SIZE	NOM. THK.	MATL. SPEC.	DWG. NO.	EXAM TYPE	PROC. NO.	CAL. STD. NO.	NOTES
518	IRH-2022-28	V-P	B9.11	MF-2	6	0.562	901LS	IRH-2022	PT UT-45 DEG.	NDT-D-2 NDT-C-2	01-12-03	
519	IRH-2022-31	P-V	B9.11	MF-2	6	0.562	901LS	IRH-2022	PT UT-45 DEG.	NDT-D-2 NDT-C-2	01-12-03	
520	IRH-2031-01	T-P	B9.11	MF-2	20	1.031	949LS	IRH-2031	PT UT-45 DEG.	NDT-D-2 NDT-C-2	01-20-03	CR-04
521	IRH-2031-01ALD	IALS	B9.12	MF-2	20	1.031	949LS	IRH-2031	PT UT-45 DEG.	NDT-D-2 NDT-C-2	01-20-03	CR-15
522	IRH-2031-01BLD	OALS	B9.12	MF-2	20	1.031	949LS	IRH-2031	PT UT-45 DEG.	NDT-D-2 NDT-C-2	01-20-03	CR-15
523	IRH-2031-03A	P-V	B9.11	MF-2	20	1.281	901LS	IRH-2031	PT UT-45 DEG.	NDT-D-2 NDT-C-2	01-20-04	
524	IRH-2031-03ALU	IALS	B9.12	MF-2	20	1.031	949LS	IRH-2031	PT UT-45 DEG.	NDT-D-2 NDT-C-2	01-20-03	CR-15
525	IRH-2031-03BLU	OALS	B9.12	MF-2	20	1.031	949LS	IRH-2031	PT UT-45 DEG.	NDT-D-2 NDT-C-2	01-20-03	CR-15
526	IRH-2031-04	V-P	B9.11	MF-2	20	1.281	901LS	IRH-2031	PT UT-45 DEG.	NDT-D-2 NDT-C-2	01-20-04	
527	IRH-2031-09	P-V	B9.11	MF-2	20	1.281	901LS	IRH-2031	PT UT-45 DEG.	NDT-D-2 NDT-C-2	01-20-04	
528	IRH-2031-10	V-P	B9.11	MF-2	20	1.281	901LS	IRH-2031	PT UT-45 DEG.	NDT-D-2 NDT-C-2	01-20-04	AUG.1A

NO.	COMPONENT I.D. NO.	COMP. FIG.	ITEM NO.	WELD TYPE	NOM. PIPE SIZE	NOM. THK.	MATL. SPEC.	DWG. NO.	EXAM TYPE	PROC. NO.	CAL. STD. NO.	NOTES
529	IRH-2031-13ALD	IALS	B9.12	MF-2	20	1.031	949LS	IRH-2031	PT UT-45 DEG.	NDT-D-2 NDT-C-2	01-20-03	AUG.1A CR-15
530	IRH-2031-13BLD	OALS	B9.12	MF-2	20	1.031	949LS	IRH-2031	PT UT-45 DEG.	NDT-D-2 NDT-C-2	01-20-03	AUG.1A CR-15
531	IRH-2031-17	E-P	B9.11	MF-2	20	1.031	949LS	IRH-2031	PT UT-45 DEG.	NDT-D-2 NDT-C-2	01-20-03	AUG.1A CR-04
532	IRH-2031-17ALU	IALS	B9.12	MF-2	20	1.031	949LS	IRH-2031	PT UT-45 DEG.	NDT-D-2 NDT-C-2	01-20-03	AUG.1A CR-15
533	IRH-2031-17BLU	OALS	B9.12	MF-2	20	1.031	949LS	IRH-2031	PT UT-45 DEG.	NDT-D-2 NDT-C-2	01-20-03	AUG.1A CR-15
534	IRH-2031-24	P-E	B9.11	MF-2	20	1.031	949LS	IRH-2031	PT UT-45 DEG.	NDT-D-2 NDT-C-2	01-20-03	AUG.1A CR-04
535	IRH-2031-24ALD	IALS	B9.12	MF-2	20	1.031	949LS	IRH-2031	PT UT-45 DEG.	NDT-D-2 NDT-C-2	01-20-03	AUG.1A CR-15
536	IRH-2031-24BLD	OALS	B9.12	MF-2	20	1.031	949LS	IRH-2031	PT UT-45 DEG.	NDT-D-2 NDT-C-2	01-20-03	AUG.1A CR-15
537	IRH-2031-30	E-P	B9.11	MF-2	20	1.031	949LS	IRH-2031	PT UT-45 DEG.	NDT-D-2 NDT-C-2	01-20-03	AUG.1A CR-04
538	IRH-2031-30ALU	IALS	B9.12	MF-2	20	1.031	949LS	IRH-2031	PT UT-45 DEG.	NDT-D-2 NDT-C-2	01-20-03	AUG.1A CR-15
539	IRH-2031-30BLU	OALS	B9.12	MF-2	20	1.031	949LS	IRH-2031	PT UT-45 DEG.	NDT-D-2 NDT-C-2	01-20-03	AUG.1A CR-15

NO.	COMPONENT I.D. NO.	COMP. FIG.	ITEM NO.	WELD TYPE	NOM. PIPE SIZE	NOM. THK.	MATL. SPEC.	DWG. NO.	EXAM TYPE	PROC. NO.	CAL. STD. NO.	NOTES
540	IRH-2031-37	P-P	B9.11	MF-2	20	1.031	949LS	IRH-2031	PT UT-45 DEG.	NDT-D-2 NDT-C-2	01-20-03	AUG.1A CR-04
541	IRH-2031-40	P-P	B9.11	MF-2	20	1.031	949LS	IRH-2031	PT UT-45 DEG.	NDT-D-2 NDT-C-2	01-20-03	AUG.1A CR-04
542	IRH-2031-42	P-E	B9.11	MF-2	20	1.031	949LS	IRH-2031	PT UT-45 DEG.	NDT-D-2 NDT-C-2	01-20-03	AUG.1A CR-04
543	IRH-2031-42ALD	IALS	B9.12	MF-2	20	1.031	949LS	IRH-2031	PT UT-45 DEG.	NDT-D-2 NDT-C-2	01-20-03	AUG.1A CR-15
544	IRH-2031-42BLD	OALS	B9.12	MF-2	20	1.031	949LS	IRH-2031	PT UT-45 DEG.	NDT-D-2 NDT-C-2	01-20-03	AUG.1A CR-15
545	IRH-2031-44	E-P	B9.11	MF-2	20	1.031	949LS	IRH-2031	PT UT-45 DEG.	NDT-D-2 NDT-C-2	01-20-03	AUG.1A CR-04
546	IRH-2031-44ALU	IALS	B9.12	MF-2	20	1.031	949LS	IRH-2031	PT UT-45 DEG.	NDT-D-2 NDT-C-2	01-20-03	AUG.1A CR-15
547	IRH-2031-44BLU	OALS	B9.12	MF-2	20	1.031	949LS	IRH-2031	PT UT-45 DEG.	NDT-D-2 NDT-C-2	01-20-03	AUG.1A CR-15
548	IRH-2031-57	E-V	B9.11	MF-2	20	1.281	901LS	IRH-2031	PT UT-45 DEG.	NDT-D-2 NDT-C-2	01-20-04	AUG.1A
549	IRI-2001-01	P-V	B9.11	MF-2	10	0.719	901LS	IRI-2001	PT UT-45 DEG.	NDT-D-2 NDT-C-2	01-10-03	
550	IRI-2001-02	V-P	B9.11	MF-2	10	0.719	901LS	IRI-2001	PT UT-45 DEG.	NDT-D-2 NDT-C-2	01-10-03	AUG.1A

NO.	COMPONENT I.D. NO.	COMP. FIG.	ITEM NO.	WELD TYPE	NOM. PIPE SIZE	NOM. THK.	MATL. SPEC.	DWG. NO.	EXAM TYPE	PROC. NO.	CAL. STD. NO.	NOTES
551	IRI-2001-04	P-E	B9.11	MF-2	10	0.719	901LS	IRI-2001	PT UT-45 DEG.	NDT-D-2 NDT-C-2	01-10-03	AUG.1A
552	IRI-2001-05	E-P	B9.11	MF-2	10	0.719	901LS	IRI-2001	PT UT-45 DEG.	NDT-D-2 NDT-C-2	01-10-03	AUG.1A
553	IRI-2001-06	P-E	B9.11	MF-2	10	0.719	901LS	IRI-2001	PT UT-45 DEG.	NDT-D-2 NDT-C-2	01-10-03	AUG.1A
554	IRI-2001-07	E-P	B9.11	MF-2	10	0.719	901LS	IRI-2001	PT UT-45 DEG.	NDT-D-2 NDT-C-2	01-10-03	AUG.1A
555	IRI-2001-08	P-E	B9.11	MF-2	10	0.719	901LS	IRI-2001	PT UT-45 DEG.	NDT-D-2 NDT-C-2	01-10-03	AUG.1A
556	IRI-2001-09	E-P	B9.11	MF-2	10	0.719	901LS	IRI-2001	PT UT-45 DEG.	NDT-D-2 NDT-C-2	01-10-03	AUG.1A
557	IRI-2001-10	P-E	B9.11	MF-2	10	0.719	901LS	IRI-2001	PT UT-45 DEG.	NDT-D-2 NDT-C-2	01-10-03	AUG.1A
558	IRI-2001-11	E-P	B9.11	MF-2	10	0.719	901LS	IRI-2001	PT UT-45 DEG.	NDT-D-2 NDT-C-2	01-10-03	AUG.1A
559	IRI-2001-15	P-E	B9.11	MF-2	10	0.719	901LS	IRI-2001	PT UT-45 DEG.	NDT-D-2 NDT-C-2	01-10-03	AUG.1A
560	IRI-2001-16	E-P	B9.11	MF-2	10	0.719	901LS	IRI-2001	PT UT-45 DEG.	NDT-D-2 NDT-C-2	01-10-03	AUG.1A
561	IRI-2001-17	P-W	B9.31	MF-2	10X4	0.719	901LS	IRI-2001	PT UT-45 DEG.	NDT-D-2 NDT-C-2	01-10-03	AUG.1A

NO.	COMPONENT I.D. NO.	COMP. FIG.	ITEM NO.	WELD TYPE	NOM. PIPE SIZE	NOM. THK.	MATL. SPEC.	DWG. NO.	EXAM TYPE	PROC. NO.	CAL. STD. NO.	NOTES
562	IRI-2001-18	P-E	B9.11	MF-2	10	0.719	901LS	IRI-2001	PT UT-45 DEG.	NDT-D-2 NDT-C-2	01-10-03	AUG.1A
563	IRI-2001-19	E-P	B9.11	MF-2	10	0.719	901LS	IRI-2001	PT UT-45 DEG.	NDT-D-2 NDT-C-2	01-10-03	AUG.1A
564	IRI-2001-20	P-V	B9.11	MF-2	10	0.719	901LS	IRI-2001	PT UT-45 DEG.	NDT-D-2 NDT-C-2	01-10-03	AUG.1A
565	IRI-2001-21	W-E	B9.11	MF-2	4	0.438	901LS	IRI-2001	PT UT-45 DEG.	NDT-D-2 NDT-C-2	01-04-04	AUG.1A
566	IRI-2001-22	E-E	B9.11	MF-2	4	0.438	901LS	IRI-2001	PT UT-45 DEG.	NDT-D-2 NDT-C-2	01-04-04	AUG.1A
567	IRI-2001-23	E-P	B9.11	MF-2	4	0.438	901LS	IRI-2001	PT UT-45 DEG.	NDT-D-2 NDT-C-2	01-04-04	AUG.1A
568	IRI-2001-24	P-E	B9.11	MF-2	4	0.438	901LS	IRI-2001	PT UT-45 DEG.	NDT-D-2 NDT-C-2	01-04-04	AUG.1A
569	IRI-2001-25	E-P	B9.11	MF-2	4	0.438	901LS	IRI-2001	PT UT-45 DEG.	NDT-D-2 NDT-C-2	01-04-01	AUG.1A
570	IRI-2001-26	P-V	B9.11	MF-2	4	0.438	901LS	IRI-2001	PT UT-45 DEG.	NDT-D-2 NDT-C-2	01-04-04	AUG.1A
571	IRI-2002-01	E-P	B9.11	MF-2	6	0.562	901LS	IRI-2002	PT UT-45 DEG.	NDT-D-2 NDT-C-2	01-06-03	AUG.1A
572	IRI-2002-01A	P-P	B9.11		6	0.562	901LS	IRI-2002	PT UT-45 DEG.	NDT-D-2 NDT-C-2	01-06-03	

NO.	COMPONENT I.D. NO.	COMP. FIG.	ITEM NO.	WELD TYPE	NOM. PIPE SIZE	NOM. THK.	MAT'L. SPEC.	DWG. NO.	EXAM TYPE	PROC. NO.	CAL. STD. NO.	NOTES
573	IRI-2002-02	P-E	B9.11	MF-2	6	0.562	901LS	IRI-2002	PT UT-45 DEG.	NDT-D-2 NDT-C-2	01-06-03	AUG.1A
574	IRI-2002-03	E-P	B9.11	MF-2	6	0.562	901LS	IRI-2002	PT UT-45 DEG.	NDT-D-2 NDT-C-2	01-06-03	AUG.1A
575	IRI-2002-04	P-E	B9.11	MF-2	6	0.562	901LS	IRI-2002	PT UT-45 DEG.	NDT-D-2 NDT-C-2	01-06-03	AUG.1A
576	IRI-2002-05	E-P	B9.11	MF-2	6	0.562	901LS	IRI-2002	PT UT-45 DEG.	NDT-D-2 NDT-C-2	01-06-03	AUG.1A
577	IRI-2002-06	P-E	B9.11	MF-2	6	0.562	901LS	IRI-2002	PT UT-45 DEG.	NDT-D-2 NDT-C-2	01-06-03	AUG.1A
578	IRI-2002-07	E-V	B9.11	MF-2	6	0.562	901LS	IRI-2002	PT UT-45 DEG.	NDT-D-2 NDT-C-2	01-06-03	AUG.1A
579	IRI-2002-08	V-P	B9.11	MF-2	6	0.562	901LS	IRI-2002	PT UT-45 DEG.	NDT-D-2 NDT-C-2	01-06-03	
580	IRI-2002-08A	P-P	B9.11	MF-2	6	0.562	901LS	IRI-2002	PT UT-45 DEG.	NDT-D-2 NDT-C-2	01-06-03	
581	IRI-2002-11	P-F	B9.11	MF-2	6	0.562	901LS	IRI-2002	PT UT-45 DEG.	NDT-D-2 NDT-C-2	01-06-03	
582	IRI-2002-13	E-P	B9.11	MF-2	6	0.562	901LS	IRI-2002	PT UT-45 DEG.	NDT-D-2 NDT-C-2	01-06-03	
583	IRI-2002-13A	F-P	B9.11	MF-2	6	0.562	901LS	IRI-2002	PT UT-45 DEG.	NDT-D-2 NDT-C-2	01-06-03	

NO.	COMPONENT I.D. NO.	COMP. FIG.	ITEM NO.	WELD TYPE	NOM. PIPE SIZE	NOM. THK.	MATL. SPEC.	DRG. NO.	EXAM TYPE	PROC. NO.	CAL. STD. NO.	NOTES
584	IRI-2002-14	E-P	B9.11	MF-2	6	0.562	901LS	IRI-2002	PT UT-45 DEG.	NDT-D-2 NDT-C-2	01-06-03	
585	IRI-2002-15	P-E	B9.11	MF-2	6	0.562	901LS	IRI-2002	PT UT-45 DEG.	NDT-D-2 NDT-C-2	01-06-03	
586	IRI-2002-16	E-F	B9.11	MF-2	6	0.562	901LS	IRI-2002	PT UT-45 DEG.	NDT-D-2 NDT-C-2	01-06-03	
587	IRI-2002-18	F-P	B9.11	MF-2	6	0.562	901LS	IRI-2002	PT UT-45 DEG.	NDT-D-2 NDT-C-2	01-06-03	
588	IRI-2002-18B	P-P	B9.11	MF-2	6	0.562	901LS	IRI-2002	PT UT-45 DEG.	NDT-D-2 NDT-C-2	01-06-03	
589	IRI-2002-18F	P-F	B9.11	MF-2	6	0.562	901LS	IRI-2002	PT UT-45 DEG.	NDT-D-2 NDT-C-2	01-06-03	
590	IRI-2002-19	F-E	B9.11	MF-2	6	0.562	901LS	IRI-2002	PT UT-45 DEG.	NDT-D-2 NDT-C-2	01-06-03	
591	IRI-2003-02	V-P	B9.11	MF-2	6	0.562	901LS	IRI-2003	PT UT-45 DEG.	NDT-D-2 NDT-C-2	01-06-03	
592	IRI-2003-03	P-T	B9.11	MF-2	6	0.562	901LS	IRI-2003	PT UT-45 DEG.	NDT-D-2 NDT-C-2	01-06-03	
593	IRI-2003-04	T-E	B9.11	MF-2	6	0.562	901LS	IRI-2003	PT UT-45 DEG.	NDT-D-2 NDT-C-2	01-06-03	
594	IRI-2003-05	E-V	B9.11	MF-2	6	0.562	901LS	IRI-2003	PT UT-45 DEG.	NDT-D-2 NDT-C-2	01-06-03	

NO.	COMPONENT I.D. NO.	COMP. FIG.	ITEM NO.	WELD TYPE	NOM. PIPE SIZE	NOM. THK.	MATL. SPEC.	DWG. NO.	EXAM TYPE	PROC. NO.	CAL. STD. NO.	NOTES
595	IRI-2003-06	T-E	B9.11	MF-2	6	0.562	901LS	IRI-2003	PT UT-45 DEG.	NDT-D-2 NDT-C-2	01-06-03	
596	IRI-2003-07	E-P	B9.11	MF-2	6	0.562	901LS	IRI-2003	PT UT-45 DEG.	NDT-D-2 NDT-C-2	01-06-03	
597	IRI-2003-08	P-V	B9.11	MF-2	6	0.562	901LS	IRI-2003	PT UT-45 DEG.	NDT-D-2 NDT-C-2	01-06-03	
598	IRI-2003-09	V-E	B9.11	MF-2	6	0.562	901LS	IRI-2003	PT UT-45 DEG.	NDT-D-2 NDT-C-2	01-06-03	AUG.1A
599	IRI-2003-10	E-P	B9.11	MF-2	6	0.562	901LS	IRI-2003	PT UT-45 DEG.	NDT-D-2 NDT-C-2	01-06-03	AUG.1A
600	IRI-2003-12	P-E	B9.11	MF-2	6	0.562	901LS	IRI-2003	PT UT-45 DEG.	NDT-D-2 NDT-C-2	01-06-03	AUG.1A
601	IRI-2003-13	E-P	B9.11	MF-2	6	0.562	901LS	IRI-2003	PT UT-45 DEG.	NDT-D-2 NDT-C-2	01-06-03	AUG.1A
602	IRI-2003-14	P-E	B9.11	MF-2	6	0.562	901LS	IRI-2003	PT UT-45 DEG.	NDT-D-2 NDT-C-2	01-06-03	AUG.1A
603	IRI-2003-15	E-P	B9.11	MF-2	6	0.562	901LS	IRI-2003	PT UT-45 DEG.	NDT-D-2 NDT-C-2	01-06-03	AUG.1A
604	IRI-2003-16	P-E	B9.11	MF-2	6	0.562	901LS	IRI-2003	PT UT-45 DEG.	NDT-D-2 NDT-C-2	01-06-03	AUG.1A
605	IRI-2003-17	E-P	B9.11	MF-2	6	0.562	901LS	IRI-2003	PT UT-45 DEG.	NDT-D-2 NDT-C-2	01-06-03	AUG.1A

NO.	COMPONENT I.D. NO.	COMP. FIG.	ITEM NO.	WELD TYPE	NOM. PIPE SIZE	NOM. THK.	MATL. SPEC.	DWG. NO.	EXAM TYPE	PROC. NO.	CAL. STD. NO.	NOTES
606	IRI-2003-18	P-E	B9.11	MF-2	6	0.562	901LS	IRI-2003	PT UT-45 DEG.	NDT-D-2 NDT-C-2	01-06-03	AUG.1A
607	IRI-2003-19	E-P	B9.11	MF-2	6	0.562	901LS	IPI-2003	PT UT-45 DEG.	NDT-D-2 NDT-C-2	01-06-03	AUG.1A
608	IRI-2003-20	P-E	B9.11	MF-2	6	0.562	901LS	IRI-2003	PT UT-45 DEG.	NDT-D-2 NDT-C-2	01-06-03	AUG.1A
609	IRI-2003-21	E-P	B9.11	MF-2	6	0.562	901LS	IRI-2003	PT UT-45 DEG.	NDT-D-2 NDT-C-2	01-06-03	AUG.1A
610	IRI-2003-22	P-E	B9.11	MF-2	6	0.562	901LS	IRI-2003	PT UT-45 DEG.	NDT-D-2 NDT-C-2	01-06-03	AUG.1A
611	IRI-2003-23	E-P	B9.11	MF-2	6	0.562	901LS	IRI-2003	PT UT-45 DEG.	NDT-D-2 NDT-C-2	01-06-03	AUG.1A
612	IRI-2003-24	P-E	B9.11	MF-2	6	0.562	901LS	IRI-2003	PT UT-45 DEG.	NDT-D-2 NDT-C-2	01-06-03	AUG.1A
613	IRI-2003-25	E-P	B9.11	MF-2	6	0.562	901LS	IRI-2003	PT UT-45 DEG.	NDT-D-2 NDT-C-2	01-06-03	AUG.1A
614	IRI-2003-26	P-E	B9.11	MF-2	6	0.562	901LS	IRI-2003	PT UT-45 DEG.	NDT-D-2 NDT-C-2	01-06-03	AUG.1A
615	IRR-2001-01	P-CR	B9.11	GE-1	24	1.218	949LS	IRR-2001	PT UT-45 DEG.	NDT-D-2 NDT-C-2	01-24-01	CR-04
616	IRR-2001-01ALD	LS	B9.12	GR-1	24	2	949LS	IRR-2001	PT UT-45 DEG.	NDT-D-2 NDT-C-2	01-50-01	CR-15

NO.	COMPONENT I.D. NO.	COMP. FIG.	ITEM NO.	WELD TYPE	NOM. PIPE SIZE	NOM. THK.	MATL. SPEC.	DWG. NO.	EXAM TYPE	PROC. NO.	CAL. STD. NO.	NOTES
617	IRR-2001-01BLD	LS	B9.12	GR-1	24	2	949LS	IRR-2001	PT UT-45 DEG.	NDT-D-2 NDT-C-2	01-50-01	CR-15
618	IRR-2001-01LU	LS	B9.12	GR-1	24	1.218	949LS	IRR-2001	PT UT-45 DEG.	NDT-D-2 NDT-C-2	01-24-01	CR-15
619	IRR-2001-02	CR-P	B9.11	GE-1	16	1.031	949LS	IRR-2001	PT UT-45 DEG.	NDT-D-2 NDT-C-2	01-12-06	CR-04
620	IRR-2001-02LD	LS	B9.12	GR-1	16	1.031	949LS	IRR-2001	PT UT-45 DEG.	NDT-D-2 NDT-C-2	01-12-06	CR-15
621	IRR-2001-03	P-SW	B9.31	SW-2	16	1.031	949LS	IRR-2001	PT UT-45 DEG.	NDT-D-2 NDT-C-2	01-12-06	CR-04
622	IRR-2001-04	P-SW	B9.31	SW-2	16	1.031	949LS	IRR-2001	PT UT-45 DEG.	NDT-D-2 NDT-C-2	01-12-06	CR-04
623	IRR-2001-05	P-C	B9.11	GE-1	16	1.031	949LS	IRR-2001	PT UT-45 DEG.	NDT-D-2 NDT-C-2	01-12-06	CR-04
624	IRR-2001-05LU	LS	B9.12	GR-1	16	1.031	949LS	IRR-2001	PT UT-45 DEG.	NDT-D-2 NDT-C-2	01-12-06	CR-15
625	IRR-2001-06	CR-P	B9.11	GE-1	16	1.031	949LS	IRR-2001	PT UT-45 DEG.	NDT-D-2 NDT-C-2	01-12-06	CR-04
626	IRR-2001-06LD	LS	B9.12	GR-1	16	1.031	949LS	IRR-2001	PT UT-45 DEG.	NDT-D-2 NDT-C-2	01-12-06	CR-15
627	IRR-2001-07	P-SW	B9.31	SW-2	16	1.031	949LS	IRR-2001	PT UT-45 DEG.	NDT-D-2 NDT-C-2	01-12-06	CR-04

NO.	COMPONENT I.D. NO.	COMP. FIG.	ITEM NO.	WELD TYPE	NOM. PIPE SIZE	NOM. THK.	MATL. SPEC.	DWG. NO.	EXAM TYPE	PROC. NO.	CAL. STD. NO.	NOTES
628	IRR-2001-08	P-SW	B9.31	SW-2	16	1.031	949LS	IRR-2001	PT UT-45 DEG.	NDT-D-2 NDT-C-2	01-12-06	CR-04
629	IRR-2001-09	P-C	B9.11	GE-1	16	1.031	949LS	IRR-2001	PT UT-45 DEG.	NDT-D-2 NDT-C-2	01-12-06	CR-04
630	IRR-2001-09LU	LS	B9.12	GR-1	16	1.031	949LS	IRR-2001	PT UT-45 DEG.	NDT-D-2 NDT-C-2	01-12-06	CR-15
631	IRR-2001-10	SW	B9.11	GE-1	12	0.688	949LS	IRR-2001	PT UT-45 DEG.	NDT-D-2 NDT-C-2	01-12-07	CR-04
632	IRR-2001-10C	P-P	B9.11	GE-1	12	0.688	949LS	IRR-2001	PT UT-45 DEG.	NDT-D-2 NDT-C-2	01-12-07	CR-04
633	IRR-2001-10CLD	LS	B9.12	GR-1	12	0.688	949LS	IRR-2001	PT UT-45 DEG.	NDT-D-2 NDT-C-2	01-12-07	CR-15
634	IRR-2001-10CLU	LS	B9.12	GR-1	12	0.688	949LS	IRR-2001	PT UT-45 DEG.	NDT-D-2 NDT-C-2	01-12-07	CR-15
635	IRR-2001-10LD	LS	B9.12	GR-1	12	0.688	949LS	IRR-2001	PT UT-45 DEG.	NDT-D-2 NDT-C-2	01-12-07	CR-15
636	IRR-2001-11	P-E	B9.11	GE-1	12	0.688	949LS	IRR-2001	PT UT-45 DEG.	NDT-D-2 NDT-C-2	01-12-07	CR-04
637	IRR-2001-11ALD	IALS	B9.12	GR-1	12	0.688	949LS	IRR-2001	PT UT-45 DEG.	NDT-D-2 NDT-C-2	01-12-07	CR-15
638	IRR-2001-11BLD	OALS	B9.12	GR-1	12	0.688	949LS	IRR-2001	PT UT-45 DEG.	NDT-D-2 NDT-C-2	01-12-07	CR-15

NO.	COMPONENT I.D. NO.	COMP. FIG.	ITEM NO.	WELD TYPE	NOM. PIPE SIZE	NOM. THK.	MATL. SPEC.	DRG. NO.	EXAM TYPE	PROC. NO.	CAL. STD. NO.	NOTES
639	IRR-2001-11LU	LS	B9.12	GR-1	12	0.688	949LS	IRR-2001	PT UT-45 DEG.	NDT-D-2 NDT-C-2	01-12-07	CR-15
640	IRR-2001-12	E-P	B9.11	GE-1	12	0.688	949LS	IRR-2001	PT UT-45 DEG.	NDT-D-2 NDT-C-2	01-12-07	CR-04
641	IRR-2001-12ALU	IALS	B9.12	GR-1	12	0.688	949LS	IRR-2001	PT UT-45 DEG.	NDT-D-2 NDT-C-2	01-12-07	CR-15
642	IRR-2001-12BLU	OALS	B9.12	GR-1	12	0.688	949LS	IRR-2001	PT UT-45 DEG.	NDT-D-2 NDT-C-2	01-12-07	CR-15
643	IRR-2001-12LD	LS	B9.12	GR-1	12	0.688	949LS	IRR-2001	PT UT-45 DEG.	NDT-D-2 NDT-C-2	01-12-07	CR-15
644	IRR-2001-13	P-SE	B9.11	GE-1	12	0.688/ 0.935	949LS	IRR-2001	PT UT-45 DEG.	NDT-D-2 NDT-C-2	01-12-09	CR-04
645	IRR-2001-13LU	LS	B9.12	GR-1	12	0.688	949LS	IRR-2001	PT UT-45 DEG.	NDT-D-2 NDT-C-2	01-12-07	CR-15
646	IRR-2001-14	SW-P	B9.11	GE-1	12	0.688	949LS	IRR-2001	PT UT-45 DEG.	NDT-D-2 NDT-C-2	01-12-07	CR-04
647	IRR-2001-14C	P-P	B9.11	GE-1	12	0.688	949LS	IRR-2001	PT UT-45 DEG.	NDT-D-2 NDT-C-2	01-12-07	CR-04
648	IRR-2001-14CLD	LS	B9.12	GR-1	12	0.688	949LS	IRR-2001	PT UT-45 DEG.	NDT-D-2 NDT-C-2	01-12-07	CR-15
649	IRR-2001-14CLU	LS	B9.12	GR-1	12	0.688	949LS	IRR-2001	PT UT-45 DEG.	NDT-D-2 NDT-C-2	01-12-07	CR-15

NO.	COMPONENT I.D. NO.	COMP. FIG.	ITEM NO.	WELD TYPE	NOM. PIPE SIZE	NOM. THK.	MATL. SPEC.	DWG. NO.	EXAM TYPE	PROC. NO.	CAL. STD. NO.	NOTES
650	IRR-2001-14LD	LS	B9.12	GR-1	12	0.688	949LS	IRR-2001	PT UT-45 DEG.	NDT-D-2 NDT-C-2	01-12-07	CR-15
651	IRR-2001-15	P-E	B9.11	GE-1	12	0.688	949LS	IRR-2001	PT UT-45 DEG.	NDT-D-2 NDT-C-2	01-12-07	CR-04
652	IRR-2001-15ALD	IALS	B9.12	GR-1	12	0.688	949LS	IRR-2001	PT UT-45 DEG.	NDT-D-2 NDT-C-2	01-12-07	CR-15
653	IRR-2001-15BLD	OALS	B9.12	GR-1	12	0.688	949LS	IRR-2001	PT UT-45 DEG.	NDT-D-2 NDT-C-2	01-12-07	CR-15
654	IRR-2001-15LU	LS	B9.12	GR-1	12	0.688	949LS	IRR-2001	PT UT-45 DEG.	NDT-D-2 NDT-C-2	01-12-07	CR-15
655	IRR-2001-16	E-P	B9.11	GE-1	12	0.688	949LS	IRR-2001	PT UT-45 DEG.	NDT-D-2 NDT-C-2	01-12-07	CR-04
656	IRR-2001-16ALU	IALS	B9.12	GR-1	12	0.688	949LS	IRR-2001	PT UT-45 DEG.	NDT-D-2 NDT-C-2	01-12-07	CR-15
657	IRR-2001-16BLU	OALS	B9.12	GR-1	12	0.688	949LS	IRR-2001	PT UT-45 DEG.	NDT-D-2 NDT-C-2	01-12-07	CR-15
658	IRR-2001-16LD	LS	B9.12	GR-1	12	0.688	949LS	IRR-2001	PT UT-45 DEG.	NDT-D-2 NDT-C-2	01-12-07	CR-15
659	IRR-2001-17	P-SE	B9.11	GE-3	12	0.688/ 0.935	949LS	IRR-2001	PT UT-45 DEG.	NDT-D-2 NDT-C-2	01-12-09	CR-04
660	IRR-2001-17LU	LS	B9.12	GR-1	12	0.688	949LS	IRR-2001	PT UT-45 DEG.	NDT-D-2 NDT-C-2	01-12-07	CR-15

NO.	COMPONENT I.D. NO.	COMP. FIG.	ITEM NO.	WELD TYPE	NOM. PIPE SIZE	NOM. THK.	MATL. SPEC.	DWG. NO.	EXAM TYPE	PROC. NO.	CAL. STD. NO.	NOTES
661	IRR-2001-18	CR-R	B9.11	GE-1	12	1.531	949LS	IRR-2001	PT UT-45 DEG.	NDT-D-2 NDT-C-2	01-24-07	CR-04
662	IRR-2001-18A	R-P	B9.12	GR-1	12	0.688	949LS	IRR-2001	PT UT-45 DEG.	NDT-D-2 NDT-C-2	01-12-07	CR-04
663	IRR-2001-18ALD	LS	B9.12	GR-1	12	0.688	949LS	IRR-2001	PT UT-45 DEG.	NDT-D-2 NDT-C-2	01-12-07	CR-15
664	IRR-2001-18ALU	LS	B9.12	GR-1	24	2	949LS	IRR-2001	PT UT-45 DEG.	NDT-D-2 NDT-C-2	01-50-01	CR-15
665	IRR-2001-18BLU	LS	B9.12	GR-1	24	2	949LS	IRR-2001	PT UT-45 DEG.	NDT-D-2 NDT-C-2	01-50-01	CR-15
666	IRR-2001-19	P-P	B9.11	GE-1	12	0.688	949LS	IRR-2001	PT UT-45 DEG.	NDT-D-2 NDT-C-2	01-12-07	CR-04
667	IRR-2001-19LD	LS	B9.12	GR-1	12	0.688	949LS	IRR-2001	PT UT-45 DEG.	NDT-D-2 NDT-C-2	01-12-07	CR-15
668	IRR-2001-19LU	LS	B9.12	GR-1	12	0.688	949LS	IRR-2001	PT UT-45 DEG.	NDT-D-2 NDT-C-2	01-12-07	CR-15
669	IRR-2001-20	P-E	B9.11	GE-1	12	0.688	949LS	IRR-2001	PT UT-45 DEG.	NDT-D-2 NDT-C-2	01-12-07	CR-04
670	IRR-2001-20ALD	IALS	B9.12	GR-1	12	0.688	949LS	IRR-2001	PT UT-45 DEG.	NDT-D-2 NDT-C-2	01-12-07	CR-15
671	IRR-2001-20BLD	OALS	B9.12	GR-1	12	0.688	949LS	IRR-2001	PT UT-45 DEG.	NDT-D-2 NDT-C-2	01-12-07	CR-15

NO.	COMPONENT I.D. NO.	COMP. FIG.	ITEM NO.	WELD TYPE	NOM. PIPE SIZE	NOM. THK.	MATL. SPEC.	DWG. NO.	EXAM TYPE	PROC. NO.	CAL. STD. NO.	NOTES
672	IRR-2001-20LU	LS	B9.12	GR-1	12	0.688	949LS	IRR-2001	PT UT-45 DEG.	NDT-D-2 NDT-C-2	01-12-07	CR-15
673	IRR-2001-21	E-P	B9.11	GE-1	12	0.688	949LS	IRR-2001	PT UT-45 DEG.	NDT-D-2 NDT-C-2	01-12-07	CR-04
674	IRR-2001-21ALU	IALS	B9.12	GR-1	12	0.688	949LS	IRR-2001	PT UT-45 DEG.	NDT-D-2 NDT-C-2	01-12-07	CR-15
675	IRR-2001-21BLU	OALS	B9.12	GR-1	12	0.688	949LS	IRR-2001	PT UT-45 DEG.	NDT-D-2 NDT-C-2	01-12-07	CR-15
676	IRR-2001-21LD	LS	B9.12	GR-1	12	0.688	949LS	IRR-2001	PT UT-45 DEG.	NDT-D-2 NDT-C-2	01-12-07	CR-15
677	IRR-2001-22	P-SE	B9.11	GE-1	12	0.688/ 0.935	949LS	IRR-2001	PT UT-45 DEG.	NDT-D-2 NDT-C-2	01-12-09	CR-04
678	IRR-2001-22LU	LS	B9.12	GR-1	12	0.688/ 0.935	949LS	IRR-2001	PT UT-45 DEG.	NDT-D-2 NDT-C-2	01-12-09	CR-15
679	IRR-2001-23	SW-P	B9.11	GE-1	12	0.688	949LS	IRR-2001	PT UT-45 DEG.	NDT-D-2 NDT-C-2	01-12-07	CR-04
680	IRR-2001-23B	P-P	B9.11	GE-1	12	0.688	949LS	IRR-2001	PT UT-45 DEG.	NDT-D-2 NDT-C-2	01-12-07	CR-04
681	IRR-2001-23BLD	LS	B9.12	GR-1	12	0.688	949LS	IRR-2001	PT UT-45 DEG.	NDT-D-2 NDT-C-2	01-12-07	CR-15
682	IRR-2001-23BLU	LS	B9.12	GR-1	12	0.688	949LS	IRR-2001	PT UT-45 DEG.	NDT-D-2 NDT-C-2	01-12-07	CR-15

NO.	COMPONENT I.D. NO.	COMP. FIG.	ITEM NO.	WELD TYPE	NOM. PIPE SIZE	NOM. THK.	MATL. SPEC.	DWG. NO.	EXAM TYPE	PROC. NO.	CAL. STD. NO.	NOTES
683	IRR-2001-23LD	LS	B9.12	GR-1	12	0.688	949LS	IRR-2001	PT UT-45 DEG.	NDT-D-2 NDT-C-2	01-12-07	CR-15
684	IRR-2001-24	P-E	B9.11	GE-1	12	0.688	949LS	IRR-2001	PT UT-45 DEG.	NDT-D-2 NDT-C-2	01-12-07	CR-04
685	IRR-2001-24ALD	IALS	B9.12	GR-1	12	0.688	949LS	IRR-2001	PT UT-45 DEG.	NDT-D-2 NDT-C-2	01-12-07	CR-15
686	IRR-2001-24BLD	OALS	B9.12	GR-1	12	0.688	949LS	IRR-2001	PT UT-45 DEG.	NDT-D-2 NDT-C-2	01-12-07	CR-15
687	IRR-2001-24LU	LS	B9.12	GR-1	12	0.688	949LS	IRR-2001	PT UT-45 DEG.	NDT-D-2 NDT-C-2	01-12-07	CR-15
688	IRR-2001-25	E-P	B9.11	GE-1	12	0.688	949LS	IRR-2001	PT UT-45 DEG.	NDT-D-2 NDT-C-2	01-12-07	CR-04
689	IRR-2001-25ALU	IALS	B9.12	GR-1	12	0.688	949LS	IRR-2001	PT UT-45 DEG.	NDT-D-2 NDT-C-2	01-12-07	CR-15
690	IRR-2001-25BLU	OALS	B9.12	GR-1	12	0.688	949LS	IRR-2001	PT UT-45 DEG.	NDT-D-2 NDT-C-2	01-12-07	CR-15
691	IRR-2001-25LD	LS	B9.12	GR-1	12	0.688	949LS	IRR-2001	PT UT-45 DEG.	NDT-D-2 NDT-C-2	01-12-07	CR-15
692	IRR-2001-26	P-SE	B9.11	GE-3	12	0.688/ 0.935	949LS	IRR-2001	PT UT-45 DEG.	NDT-D-2 NDT-C-2	01-12-09	CR-04
693	IRR-2001-26LU	LS	B9.12	GR-1	12	0.688	949LS	IRR-2001	PT UT-45 DEG.	NDT-D-2 NDT-C-2	01-12-07	CR-15

NO.	COMPONENT I.D. NO.	COMP. FIG.	ITEM NO.	WELD TYPE	NOM. PIPE SIZE	NOM. THK.	MATL. SPEC.	DWG. NO.	EXAM TYPE	PROC. NO.	CAL. STD. NO.	NOTES
694	IRR-2001-27	SW-P	B9.11	GE-1	12	0.688	949LS	IRR-2001	PT UT-45 DEG.	NDT-D-2 NDT-C-2	01-12-07	CR-04
695	IRR-2001-27B	P-P	B9.11	GE-1	12	0.688	949LS	IRR-2001	PT UT-45 DEG.	NDT-D-2 NDT-C-2	01-12-07	CR-04
696	IRR-2001-27BLD	LS	B9.12	GR-1	12	0.688	949LS	IRR-2001	PT UT-45 DEG.	NDT-D-2 NDT-C-2	01-12-07	CR-15
697	IRR-2001-27BLU	LS	B9.12	GR-1	12	0.688	949LS	IRR-2001	PT UT-45 DEG.	NDT-D-2 NDT-C-2	01-12-07	CR-15
698	IRR-2001-27LD	LS	B9.12	GR-1	12	0.688	949LS	IRR-2001	PT UT-45 DEG.	NDT-D-2 NDT-C-2	01-12-07	CR-15
699	IRR-2001-28	P-E	B9.11	GE-1	12	0.688	949LS	IRR-2001	PT UT-45 DEG.	NDT-D-2 NDT-C-2	01-12-07	CR-04
700	IRR-2001-28ALD	IALS	B9.12	GR-1	12	0.688	949LS	IRR-2001	PT UT-45 DEG.	NDT-D-2 NDT-C-2	01-12-07	CR-15
701	IRR-2001-28BLD	OALS	B9.12	GR-1	12	0.688	949LS	IRR-2001	PT UT-45 DEG.	NDT-D-2 NDT-C-2	01-12-07	CR-15
702	IRR-2001-28LU	LS	B9.12	GR-1	12	0.688	949LS	IRR-2001	PT UT-45 DEG.	NDT-D-2 NDT-C-2	01-12-07	CR-15
703	IRR-2001-29	E-P	B9.11	GE-1	12	0.688	949LS	IRR-2001	PT UT-45 DEG.	NDT-D-2 NDT-C-2	01-12-07	CR-04
704	IRR-2001-29ALU	IALS	B9.12	GR-1	12	0.688	949LS	IRR-2001	PT UT-45 DEG.	NDT-D-2 NDT-C-2	01-12-07	CR-15

NO.	COMPONENT I.D. NO.	COMP. FIG.	ITEM NO.	WELD TYPE	NOM. PIPE SIZE	NOM. THK.	MATL. SPEC.	DWG. NO.	EXAM TYPE	PROC. NO.	CAL. STD. NO.	NOTES
705	IRR-2001-29BLU	OALS	B9.12	GR-1	12	0.688	949LS	IRR-2001	PT UT-45 DEG.	NDT-D-2 NDT-C-2	01-12-07	CR-15
706	IRR-2001-29LD	LS	B9.12	GR-1	12	0.688	949LS	IRR-2001	PT UT-45 DEG.	NDT-D-2 NDT-C-2	01-12-07	CR-15
707	IRR-2001-30	P-SE	B9.11	GE-3	12	0.688/ 0.935	949LS	IRR-2001	PT UT-45 DEG.	NDT-D-2 NDT-C-2	01-12-09	CR-04
708	IRR-2001-30LU	LS	B9.12	GR-1	12	0.688	949LS	IRR-2001	PT UT-45 DEG.	NDT-D-2 NDT-C-2	01-12-07	CR-15
709	IRR-2002-01	PU-P	B9.11	GE-2	24	1.218	949LS	IRR-2002	PT UT-45 DEG.	NDT-D-2 NDT-C-2	01-24-01	CR-04
710	IRR-2002-01LD	LS	B9.12	GR-1	24	1.218	949LS	IRR-2002	PT UT-45 DEG.	NDT-D-2 NDT-C-2	01-24-01	CR-15
711	IRR-2002-03	P-W	B9.31	GE-1	24X4	1.218	949LS	IRR-2002	PT UT-45 DEG.	NDT-D-2 NDT-C-2	01-12-07	CR-04
712	IRR-2002-04	W-P	B9.11	GE-1	4	0.337	949LS	IRR-2002	PT UT-45 DEG.	NDT-D-2 NDT-C-2	01-04-05	CR-04
713	IRR-2002-05	P-F	B9.11	GE-1	4	0.337	949LS	IRR-2002	PT UT-45 DEG.	NDT-D-2 NDT-C-2	01-04-05	CR-04
714	IRR-2002-07	P-V	B9.11	GE-1	24	1.218	949LS	IRR-2002	PT UT-45 DEG.	NDT-D-2 NDT-C-2	01-24-01	CR-04
715	IRR-2002-07LU	LS	B9.12	GR-1	24	1.218	949LS	IRR-2002	PT UT-45 DEG.	NDT-D-2 NDT-C-2	01-24-01	CR-15

NO.	COMPONENT I.D. NO.	COMP. FIG.	ITEM NO.	WELD TYPE	NOM. PIPE SIZE	NOM. THK.	MATL. SPEC.	DWG. NO.	EXAM TYPE	PROC. NO.	CAL. STD. NO.	NOTES
716	IRR-2002-11	V-P	B9.11	GE-1	24	1.218	949LS	IRR-2002	PT UT-45 DEG.	NDT-D-2 NDT-C-2	01-24-01	CR-04
717	IRR-2002-11LD	LS	B9.12	GR-1	24	1.218	949LS	IRR-2002	PT UT-45 DEG.	NDT-D-2 NDT-C-2	01-24-01	CR-15
718	IRR-2002-12	P-E	B9.11	GE-1	24	1.218	949LS	IRR-2002	PT UT-45 DEG.	NDT-D-2 NDT-C-2	01-24-01	CR-04
719	IRR-2002-12ALD	IALS	B9.12	GR-1	24	1.531	949LS	IRR-2002	PT UT-45 DEG.	NDT-D-2 NDT-C-2	01-24-07	CR-15
720	IRR-2002-12BLD	OALS	B9.12	GR-1	24	1.531	949LS	IRR-2002	PT UT-45 DEG.	NDT-D-2 NDT-C-2	01-24-01	CR-15
721	IRR-2002-12LU	LS	B9.12	GR-1	24	1.218	949LS	IRR-2002	PT UT-45 DEG.	NDT-D-2 NDT-C-2	01-24-01	CR-15
722	IRR-2002-14	E-P	B9.11	GE-1	24	1.218	949LS	IRR-2002	PT UT-45 DEG.	NDT-D-2 NDT-C-2	01-24-07	CR-04
723	IRR-2002-14ALU	IALS	B9.12	GR-1	24	1.531	949LS	IRR-2002	PT UT-45 DEG.	NDT-D-2 NDT-C-2	01-24-07	CR-15
724	IRR-2002-14BLU	OALS	B9.12	GR-1	24	1.531	949LS	IRR-2002	PT UT-45 DEG.	NDT-D-2 NDT-C-2	01-24-07	CR-15
725	IRR-2002-14LD	LS	B9.12	GR-1	24	1.218	949LS	IRR-2002	PT UT-45 DEG.	NDT-D-2 NDT-C-2	01-24-01	CR-15
726	IRR-2002-15	P-V	B9.11	GE-1	24	1.218	949LS	IRR-2002	PT UT-45 DEG.	NDT-D-2 NDT-C-2	01-24-01	CR-04

NO.	COMPONENT I.D. NO.	COMP. FIG.	ITEM NO.	WELD TYPE	NOM. PIPE SIZE	NOM. THK.	MATL. SPEC.	DWG. NO.	EXAM TYPE	PROC. NO.	CAL. STD. NO.	NOTES
727	IRR-2002-15LU	LS	B9.12	GR-1	24	1.218	949LS	IRR-2002	PT UT-45 DEG.	NDT-D-2 NDT-C-2	01-24-01	CR-15
728	IRR-2002-16	V-E	B9.11	GE-1	24	1.218	949LS	IRR-2002	PT UT-45 DEG.	NDT-D-2 NDT-C-2	01-24-01	CR-04
729	IRR-2002-16ALD	IALS	B9.12	GR-1	24	1.531	949LS	IRR-2002	PT UT-45 DEG.	NDT-D-2 NDT-C-2	01-24-07	CR-15
730	IRR-2002-16BLD	OALS	B9.12	GR-1	24	1.531	949LS	IRR-2002	PT UT-45 DEG.	NDT-D-2 NDT-C-2	01-24-07	CR-15
731	IRR-2002-17	E-P	B9.11	GE-1	24	1.218	949LS	IRR-2002	PT UT-45 DEG.	NDT-D-2 NDT-C-2	01-24-01	CR-04
732	IRR-2002-17ALU	IALS	B9.12	GR-1	24	1.531	949LS	IRR-2002	PT UT-45 DEG.	NDT-D-2 NDT-C-2	01-24-07	CR-15
733	IRR-2002-17BLU	OALS	B9.12	GR-1	24	1.531	949LS	IRR-2002	PT UT-45 DEG.	NDT-D-2 NDT-C-2	01-24-07	CR-15
734	IRR-2002-17LD	LS	B9.12	GR-1	24	1.218	949LS	IRR-2002	PT UT-45 DEG.	NDT-D-2 NDT-C-2	01-24-01	CR-15
735	IRR-2002-18	P-P	B9.11	GE-1	24	1.218	949LS	IRR-2002	PT UT-45 DEG.	NDT-D-2 NDT-C-2	01-24-01	CR-04
736	IRR-2002-18LD	LS	B9.12	GR-1	24	1.218	949LS	IRR-2002	PT UT-45 DEG.	NDT-D-2 NDT-C-2	01-24-01	CR-15
737	IRR-2002-18LU	LS	B9.12	GR-1	24	1.218	949LS	IRR-2002	PT UT-45 DEG.	NDT-D-2 NDT-C-2	01-24-01	CR-15

NO.	COMPONENT I.D. NO.	COMP. FIG.	ITEM NO.	WELD TYPE	NOM. PIPE SIZE	NOM. THK.	MATL. SPEC.	DWG. NO.	EXAM TYPE	PROC. NO.	CAL. STD. NO.	NOTES
739	IRR-2002-19	P-W	B9.31	GE-1	12 X 24	1.218	949LS	IRR-2002	PT UT-45 DEG.	NDT-D-2 NDT-C-2	01-24-01	CR-04
739	IRR-2002-20	P-P	B9.31	GE-1	24	1.218	949LS	IRR-2002	PT UT-45 DEG.	NDT-D-2 NDT-C-2	01-24-01	CR-04
740	IRR-2002-20LD	LS	B9.12	GR-1	24	1.218	949LS	IRR-2002	PT UT-45 DEG.	NDT-D-2 NDT-C-2	01-24-01	CR-15
741	IRR-2002-20LU	LS	B9.12	GR-1	24	1.218	949LS	IRR-2002	PT UT-45 DEG.	NDT-D-2 NDT-C-2	01-12-07	CR-15
742	IRR-2003-01	SE-P	B9.11	GE-3	24	0.969	949LS	IRR-2003	PT UT-45 DEG.	NDT-D-2 NDT-C-2	01-24-07	CR-04
743	IRR-2003-01LD	LS	B9.12	GR-1	24	0.969	949LS	IRR-2003	PT UT-45 DEG.	NDT-D-2 NDT-C-2	01-24-08	CR-15
744	IRR-2003-02	P-E	B9.11	GE-1	24	0.969	949LS	IRR-2003	PT UT-45 DEG.	NDT-D-2 NDT-C-2	01-24-08	CR-04
745	IRR-2003-02ALD	IALS	B9.12	GR-1	24	1.531	949LS	IRR-2003	PT UT-45 DEG.	NDT-D-2 NDT-C-2	01-24-07	CR-15
746	IRR-2003-02BLD	OALS	B9.12	GR-1	24	1.531	949LS	IRR-2003	PT UT-45 DEG.	NDT-D-2 NDT-C-2	01-24-07	CR-15
747	IRR-2003-02LU	LS	B9.12	GR-1	24	0.969	949LS	IRR-2003	PT UT-45 DEG.	NDT-D-2 NDT-C-2	01-24-08	CR-15
748	IRR-2003-03	E-P	B9.11	GE-1	24	0.969	949LS	IRR-2003	PT UT-45 DEG.	NDT-D-2 NDT-C-2	01-24-08	CR-04

NO.	COMPONENT I.D. NO.	COMP. FIG.	ITEM NO.	WELD TYPE	NOM. PIPE SIZE	NOM. THK.	MATL. SPEC.	DRG. NO.	EXAM TYPE	PROC. NO.	CAL. STD. NO.	NOTES
749	IRR-2003-03ALU	IALS	B9.12	GR-1	24	1.531	949LS	IRR-2003	PT UT-45 DEG.	NDT-D-2 NDT-C-2	01-24-07	CR-15
750	IRR-2003-03BLU	OALS	B9.12	GR-1	24	1.531	949LS	IRR-2003	PT UT-45 DEG.	NDT-D-2 NDT-C-2	01-24-07	CR-15
751	IRR-2003-03LD	LS	B9.12	GR-1	24	0.969	949LS	IRR-2003	PT UT-45 DEG.	NDT-D-2 NDT-C-2	01-24-08	CR-15
752	IRR-2003-04	P-P	B9.11	GE-1	24	0.969	949LS	IRR-2003	PT UT-45 DEG.	NDT-D-2 NDT-C-2	01-24-08	CR-04
753	IRR-2003-04LD	LS	B9.12	GR-1	24	0.969	949LS	IRR-2003	PT UT-45 DEG.	NDT-D-2 NDT-C-2	01-24-08	CR-15
754	IRR-2003-04LU	LS	B9.12	GR-1	24	0.969	949LS	IRR-2003	PT UT-45 DEG.	NDT-D-2 NDT-C-2	01-24-08	CR-15
755	IRR-2003-06	P-T	B9.11	GE-1	24	0.969	949LS	IRR-2003	PT UT-45 DEG.	NDT-D-2 NDT-C-2	01-24-08	CR-04
756	IRR-2003-06ALD	IALS	B9.12	GR-1	24	1.531	949LS	IRR-2003	PT UT-45 DEG.	NDT-D-2 NDT-C-2	01-24-07	CR-15
757	IRR-2003-06BLD	OALS	B9.12	GR-1	24	1.531	949LS	IRR-2003	PT UT-45 DEG.	NDT-D-2 NDT-C-2	01-24-07	CR-15
758	IRR-2003-06LU	LS	B9.12	GR-1	24	0.969	949LS	IRR-2003	PT UT-45 DEG.	NDT-D-2 NDT-C-2	01-24-08	CR-15
759	IRR-2003-07	T-P	B9.11	GE-1	24	0.969	949LS	IRR-2003	PT UT-45 DEG.	NDT-D-2 NDT-C-2	01-24-08	CR-04

NO.	COMPONENT I.D. NO.	COMP. FIG.	ITEM NO.	WELD TYPE	NOM. PIPE SIZE	NOM. THK.	MATL. SPEC.	DWG. NO.	EXAM TYPE	PROC. NO.	CAL. STD. NO.	NOTES
760	IRR-2003-07ALU	IALS	B9.12	GR-1	24	1.531	949LS	IRR-2003	PT UT-45 DEG.	NDT-D-2 NDT-C-2	01-24-07	CR-15
761	IRR-2003-07BLU	OALS	B9.12	GR-1	24	1.531	949LS	IRR-2003	PT UT-45 DEG.	NDT-D-2 NDT-C-2	01-24-07	CR-15
762	IRR-2003-07LD	LS	B9.12	GR-1	24	0.969	949LS	IRR-2003	PT UT-45 DEG.	NDT-D-2 NDT-C-2	01-24-08	CR-15
763	IRR-2003-11	P-E	B9.11	GE-1	24	0.969	949LS	IRR-2003	PT UT-45 DEG.	NDT-D-2 NDT-C-2	01-24-08	CR-04
764	IRR-2003-11ALD	IALS	B9.12	GR-1	24	1.531	949LS	IRR-2003	PT UT-45 DEG.	NDT-D-2 NDT-C-2	01-24-07	CR-15
765	IRR-2003-11BLD	OALS	B9.12	GR-1	24	1.531	949LS	IRR-2003	PT UT-45 DEG.	NDT-D-2 NDT-C-2	01-24-07	CR-15
766	IRR-2003-11LU	LS	B9.12	GR-1	24	0.969	949LS	IRR-2003	PT UT-45 DEG.	NDT-D-2 NDT-C-2	01-24-08	CR-15
767	IRR-2003-16	E-V	B9.11	GE-1	24	1.531	949LS	IRR-2003	PT UT-45 DEG.	NDT-D-2 NDT-C-2	01-24-07	CR-04
768	IRR-2003-16ALU	IALS	B9.12	GR-1	24	1.531	949LS	IRR-2003	PT UT-45 DEG.	NDT-D-2 NDT-C-2	01-24-07	CR-15
769	IRR-2003-16BLU	OALS	B9.12	GR-1	24	1.531	949LS	IRR-2003	PT UT-45 DEG.	NDT-D-2 NDT-C-2	01-24-07	CR-15
770	IRR-2003-17	V-P	B9.11	GE-1	24	0.969	949LS	IRR-2003	PT UT-45 DEG.	NDT-D-2 NDT-C-2	01-24-08	CR-04

NO.	COMPONENT I.D. NO.	COMP. FIG.	ITEM NO.	WELD TYPE	NOM. PIPE SIZE	NOM. THK.	MATL. SPEC.	DWG. NO.	EXAM TYPE	PROC. NO.	CAL. STD. NO.	NOTES
771	IRR-2003-17LD	LS	B9.12	GR-1	24	0.969	949LS	IRR-2003	PT UT-45 DEG.	NDT-D-2 NDT-C-2	01-24-08	CR-15
772	IRR-2003-18	P-W	B9.31	GE-1	24X4	0.969	949LS	IRR-2003	PT UT-45 DEG.	NDT-D-2 NDT-C-2	01-24-08	CR-04
773	IRR-2003-19	W-P	B9.11	GE-1	4	0.337	949LS	IRR-2003	PT UT-45 DEG.	NDT-D-2 NDT-C-2	01-04-05	CR-04
774	IRR-2003-20	P-F	B9.11	GE-1	4	0.337	949LS	IRR-2003	PT UT-45 DEG.	NDT-D-2 NDT-C-2	01-24-05	CR-04
775	IRR-2003-24	P-W	B9.31	GE-1	24X4	0.969	949LS	IRR-2003	PT UT-45 DEG.	NDT-D-2 NDT-C-2	01-24-08	CR-04
776	IRR-2003-30	P-E	B9.11	GE-1	24	0.969	949LS	IRR-2003	PT UT-45 DEG.	NDT-D-2 NDT-C-2	01-24-08	CR-04
777	IRR-2003-30ALD	IALS	B9.12	GR-1	24	1.531	949LS	IRR-2003	PT UT-45 DEG.	NDT-D-2 NDT-C-2	01-24-07	CR-15
778	IRR-2003-30BLD	OALS	B9.12	GR-1	24	1.531	949LS	IRR-2003	PT UT-45 DEG.	NDT-D-2 NDT-C-2	01-24-07	CR-15
779	IRR-2003-30LU	LS	B9.12	GR-1	24	0.969	949LS	IRR-2003	PT UT-45 DEG.	NDT-D-2 NDT-C-2	01-24-08	CR-15
780	IRR-2003-31	E-PU	B9.11	GE-1	24	1.531	949LS	IRR-2003	PT UT-45 DEG.	NDT-D-2 NDT-C-2	01-24-07	CR-04
781	IRR-2003-31ALU	IALS	B9.12	GR-1	24	1.531	949LS	IRR-2003	PT UT-45 DEG.	NDT-D-2 NDT-C-2	01-24-07	CR-15

NO.	COMPONENT I.D. NO.	COMP. FIG.	ITEM NO.	WELD TYPE	NOM. PIPE SIZE	NOM. THK.	MATL. SPEC.	DWG. NO.	EXAM TYPE	PROC. NO.	CAL. STD. NO.	NOTES
782	IRR-2003-31BLU	OALS	B9.12	GR-1	24	1.531	949LS	IRR-2003	PT UT-45 DEG.	NDT-D-2 NDT-C-2	01-24-07	CR-15
783	IRR-2005-01	P-CR	B9.11	GE-1	24	1.218	949LS	IRR-2005	PT UT-45 DEG.	NDT-D-2 NDT-C-2	01-24-01	CR-04
784	IRR-2005-01ALD	IALS	B9.12	GR-1	24	1.218	949LS	IRR-2005	PT UT-45 DEG.	NDT-D-2 NDT-C-2	01-50-01	CR-15
785	IRR-2005-01BLD	OALS	B9.12	GR-1	24	1.218	949LS	IRR-2005	PT UT-45 DEG.	NDT-D-2 NDT-C-2	01-50-01	CR-15
786	IRR-2005-01LU	LS	B9.12	GR-1	24	1.218	949LS	IRR-2005	PT UT-45 DEG.	NDT-D-2 NDT-C-2	01-24-01	CR-15
787	IRR-2005-02	CR-P	B9.11	GE-1	16	1.031	949LS	IRR-2005	PT UT-45 DEG.	NDT-D-2 NDT-C-2	01-12-06	CR-04
788	IRR-2005-02LD	LS	B9.12	GR-1	16	1.031	949LS	IRR-2005	PT UT-45 DEG.	NDT-D-2 NDT-C-2	01-12-06	CR-15
789	IRR-2005-03	P-SW	B9.31	SW-2	16	1.031	949LS	IRR-2005	PT UT-45 DEG.	NDT-D-2 NDT-C-2	01-12-06	CR-04
790	IRR-2005-04	P-SW	B9.31	SW-2	16	1.031	949LS	IRR-2005	PT UT-45 DEG.	NDT-D-2 NDT-C-2	01-12-06	CR-04
791	IRR-2005-05	P-C	B9.11	GE-1	16	1.031	949LS	IRR-2005	PT UT-45 DEG.	NDT-D-2 NDT-C-2	01-12-06	CR-04
792	IRR-2005-05LU	LS	B9.12	GR-1	16	1.031	949LS	IRR-2005	PT UT-45 DEG.	NDT-D-2 NDT-C-2	01-12-06	CR-15

NO.	COMPONENT I.D. NO.	COMP. FIG.	ITEM NO.	WELD TYPE	NOM. PIPE SIZE	NOM. THK.	MATL. SPEC.	DWG. NO.	EXAM TYPE	PROC. NO.	CAL. STD. NO.	NOTES
793	IRR-2005-06	CR-P	B9.11	GE-1	16	1.031	949LS	IRR-2005	PT UT-45 DEG.	NDT-D-2 NDT-C-2	01-12-06	CR-04
794	IRR-2005-06LD	LS	B9.12	GR-1	16	1.031	949LS	IRR-2005	PT UT-45 DEG.	NDT-D-2 NDT-C-2	01-12-06	CR-15
795	IRR-2005-07	P-SW	B9.31	SW-2	16	1.031	949LS	IRR-2005	PT UT-45 DEG.	NDT-D-2 NDT-C-2	01-12-06	CR-04
796	IRR-2005-08	P-SW	B9.31	SW-2	16	1.031	949LS	IRR-2005	PT UT-45 DEG.	NDT-D-2 NDT-C-2	01-12-06	CR-04
797	IRR-2005-09	P-C	B9.12	GE-1	16	1.031	949LS	IRR-2005	PT UT-45 DEG.	NDT-D-2 NDT-C-2	01-12-06	CR-04
798	IRR-2005-09LU	LS	B9.12	GR-1	16	1.031	949LS	IRR-2005	PT UT-45 DEG.	NDT-D-2 NDT-C-2	01-12-06	CR-15
799	IRR-2005-10	SW-P	B9.12	GE-1	12	0.688	949LS	IRR-2005	PT UT-45 DEG.	NDT-D-2 NDT-C-2	01-12-07	CR-04
800	IRR-2005-10B	P-P	B9.11	GE-1	12	0.688	949LS	IRR-2005	PT UT-45 DEG.	NDT-D-2 NDT-C-2	01-12-07	CR-04
801	IRR-2005-10BLD	LS	B9.12	GR-1	12	0.688	949LS	IRR-2005	PT UT-45 DEG.	NDT-D-2 NDT-C-2	01-12-07	CR-15
802	IRR-2005-10BLU	LS	B9.12	GR-1	12	0.688	949LS	IRR-2005	PT UT-45 DEG.	NDT-D-2 NDT-C-2	01-12-07	CR-15
803	IRR-2005-10LD	LS	B9.12	GR-1	12	0.688	949LS	IRR-2005	PT UT-45 DEG.	NDT-D-2 NDT-C-2	01-12-07	CR-15

NO.	COMPONENT I.D. NO.	COMP. FIG.	ITEM NO.	WELD TYPE	NOM. PIPE SIZE	NOM. THK.	MATL. SPEC.	DWG. NO.	EXAM TYPE	PROC. NO.	CAL. STD. NO.	NOTES
804	IRR-2005-11	P-E	B9.11	GE-1	12	0.688	949LS	IRR-2005	PT UT-45 DEG.	NDT-D-2 NDT-C-2	01-12-07	CR-04
805	IRR-2005-11ALD	IALS	B9.12	GR-1	12	0.688	949LS	IRR-2005	PT UT-45 DEG.	NDT-D-2 NDT-C-2	01-12-07	CR-15
806	IRR-2005-11BLD	OALS	B9.12	GR-1	12	0.688	949LS	IRR-2005	PT UT-45 DEG.	NDT-D-2 NDT-C-2	01-12-07	CR-15
807	IRR-2005-11LU	LS	B9.12	GR-1	12	0.688	949LS	IRR-2005	PT UT-45 DEG.	NDT-D-2 NDT-C-2	01-12-07	CR-15
808	IRR-2005-12	E-P	B9.11	GE-1	12	0.688	949LS	IRR-2005	PT UT-45 DEG.	NDT-D-2 NDT-C-2	01-12-07	CR-04
809	IRR-2005-12ALU	IALS	B9.12	GR-1	12	0.688	949LS	IRR-2005	PT UT-45 DEG.	NDT-D-2 NDT-C-2	01-12-07	CR-15
810	IRR-2005-12BLU	OALS	B9.12	GR-1	12	0.688	949LS	IRR-2005	PT UT-45 DEG.	NDT-D-2 NDT-C-2	01-12-07	CR-15
811	IRR-2005-12LD	LS	B9.12	GR-1	12	0.688	949LS	IRR-2005	PT UT-45 DEG.	NDT-D-2 NDT-C-2	01-12-07	CR-15
812	IRR-2005-13	P-SE	B9.11	GE-3	12	0.688/ 0.935	949LS	IRR-2005	PT UT-45 DEG.	NDT-D-2 NDT-C-2	01-12-09	CR-04
813	IRR-2005-13LU	LS	B9.12	GR-1	12	0.688	949LS	IRR-2005	PT UT-45 DEG.	NDT-D-2 NDT-C-2	01-12-07	CR-15
814	IRR-2005-14	SW-P	B9.11	GR-1	12	0.688	949LS	IRR-2005	PT UT-45 DEG.	NDT-D-2 NDT-C-2	01-12-07	CR-04

NO.	COMPONENT I.D. NO.	COMP. FIG.	ITEM NO.	WELD TYPE	NOM. PIPE SIZE	NOM. THK.	MATL. SPEC.	DRG. NO.	EXAM TYPE	PROC. NO.	CAL. STD. NO.	NOTES
815	IRR-2005-14B	P-P	B9.11	GR-1	12	0.688	949LS	IRR-2005	PT UT-45 DEG.	NDT-D-2 NDT-C-2	01-12-07	CR-04
816	IRR-2005-14BLD	LS	B9.12	GR-1	12	0.688	949LS	IRR-2005	PT UT-45 DEG.	NDT-D-2 NDT-C-2	01-12-07	CR-15
817	IRR-2005-14BLU	LS	B9.12	GR-1	12	0.688	949LS	IRR-2005	PT UT-45 DEG.	NDT-D-2 NDT-C-2	01-12-07	CR-15
818	IRR-2005-14LD	LS	B9.12	GR-1	12	0.688	949LS	IRR-2005	PT UT-45 DEG.	NDT-D-2 NDT-C-2	01-12-07	CR-15
819	IRR-2005-15	P-E	B9.11	GE-1	12	0.688	949LS	IRR-2005	PT UT-45 DEG.	NDT-D-2 NDT-C-2	01-12-07	CR-04
820	IRR-2005-15ALD	IALS	B9.12	GR-1	12	0.688	949LS	IRR-2005	PT UT-45 DEG.	NDT-D-2 NDT-C-2	01-12-07	CR-15
821	IRR-2005-15BLD	OALS	B9.12	GR-1	12	0.688	949LS	IRR-2005	PT UT-45 DEG.	NDT-D-2 NDT-C-2	01-12-07	CR-15
822	IRR-2005-15LU	LS	B9.12	GR-1	12	0.688	949LS	IRR-2005	PT UT-45 DEG.	NDT-D-2 NDT-C-2	01-12-07	CR-15
823	IRR-2005-16	E-P	B9.11	GE-1	12	0.688	949LS	IRR-2005	PT UT-45 DEG.	NDT-D-2 NDT-C-2	01-12-07	CR-04
824	IRR-2005-16ALU	IALS	B9.12	GR-1	12	0.688	949LS	IRR-2005	PT UT-45 DEG.	NDT-D-2 NDT-C-2	01-12-07	CR-15
825	IRR-2005-16BLU	OALS	B9.12	GR-1	12	0.688	949LS	IRR-2005	PT UT-45 DEG.	NDT-D-2 NDT-C-2	01-12-07	CR-15

NO.	COMPONENT I.D. NO.	COMP. FIG.	ITEM NO.	WELD TYPE	NOM. PIPE SIZE	NOM. THK.	MATL. SPEC.	DWG. NO.	EXAM TYPE	PROC. NO.	CAL. STD. NO.	NOTES
826	IRR-2005-16LD	LS	B9.12	GR-1	12	0.688	949LS	IRR-2005	PT UT-45 DEG.	NDT-D-2 NDT-C-2	01-12-07	CR-15
827	IRR-2005-17	P-SE	B9.11	GE-3	12	0.688	949LS	IRR-2005	PT UT-45 DEG.	NDT-D-2 NDT-C-2	01-12-07	CR-04
828	IRR-2005-17LU	LS	B9.12	GR-1	12	0.688	949LS	IRR-2005	PT UT-45 DEG.	NDT-D-2 NDT-C-2	01-12-07	CR-15
829	IRR-2005-18	CR-R	B9.11	GE-2	24	1.218	949LS	IRR-2005	PT UT-45 DEG.	NDT-D-2 NDT-C-2	01-12-07	CR-04
830	IRR-2005-18ALU	LS	B9.12	GR-1	24	1.218	949LS	IRR-2005	PT UT-45 DEG.	NDT-D-2 NDT-C-2	01-50-01	CR-15
831	IRR-2005-18BLU	LS	B9.12	GR-1	24	1.218	949LS	IRR-2005	PT UT-45 DEG.	NDT-D-2 NDT-C-2	01-50-01	CR-15
832	IRR-2005-19	R-P	B9.11	GE-1	12	0.688	949LS	IRR-2005	PT UT-45 DEG.	NDT-D-2 NDT-C-2	01-12-07	CR-04
833	IRR-2005-19B	P-P	B9.11	GE-1	12	0.688	949LS	IRR-2005	PT UT-45 DEG.	NDT-D-2 NDT-C-2	01-12-07	CR-04
834	IRR-2005-19BLD	LS	B9.12	GR-1	12	0.688	949LS	IRR-2005	PT UT-45 DEG.	NDT-D-2 NDT-C-2	01-12-07	CR-15
835	IRR-2005-19BLU	LS	B9.12	GR-1	12	0.688	949LS	IRR-2005	PT UT-45 DEG.	NDT-D-2 NDT-C-2	01-12-07	CR-15
836	IRR-2005-19LD	LS	B9.12	GR-1	12	0.688	949LS	IRR-2005	PT UT-45 DEG.	NDT-D-2 NDT-C-2	01-12-07	CR-15

NO.	COMPONENT I.D. NO.	COMP. FIG.	ITEM NO.	WELD TYPE	NOM. PIPE SIZE	NOM. THK.	MATL. SPEC.	DWG. NO.	EXAM TYPE	PROC. NO.	CAL. STD. NO.	NOTES
837	IRR-2005-20	P-E	B9.11	GE-1	12	0.688	949LS	IRR-2005	PT UT-45 DEG.	NDT-D-2 NDT-C-2	01-12-07	CR-04
838	IRR-2005-20ALD	IALS	B9.12	GR-1	12	0.688	949LS	IRR-2005	PT UT-45 DEG.	NDT-D-2 NDT-C-2	01-24-07	CR-15
839	IRR-2005-20BLD	OALS	B9.12	GR-1	12	0.688	949LS	IRR-2005	PT UT-45 DEG.	NDT-D-2 NDT-C-2	01-12-07	CR-15
840	IRR-2005-20LU	LS	B9.12	GR-1	12	0.688	949LS	IRR-2005	PT UT-45 DEG.	NDT-D-2 NDT-C-2	01-12-07	CR-15
841	IRR-2005-21	E-P	B9.11	GE-1	12	0.688	949LS	IRR-2005	PT UT-45 DEG.	NDT-D-2 NDT-C-2	01-12-07	CR-04
842	IRR-2005-21ALU	IALS	B9.12	GR-1	12	0.688	949LS	IRR-2005	PT UT-45 DEG.	NDT-D-2 NDT-C-2	01-12-07	CR-15
843	IRR-2005-21BLU	OALS	B9.12	GR-1	12	0.688	949LS	IRR-2005	PT UT-45 DEG.	NDT-D-2 NDT-C-2	01-12-07	CR-15
844	IRR-2005-21LD	LS	B9.12	GR-1	12	0.688	949LS	IRR-2005	PT UT-45 DEG.	NDT-D-2 NDT-C-2	01-12-07	CR-15
845	IRR-2005-22	P-SE	B9.12	GR-1	12	0.688/ 0.935	949LS	IRR-2005	PT UT-45 DEG.	NDT-D-2 NDT-C-2	01-12-09	CR-04
846	IRR-2005-22LU	LS	B9.12	GR-1	12	0.688	949LS	IRR-2005	PT UT-45 DEG.	NDT-D-2 NDT-C-2	01-12-07	CR-15
847	IRR-2005-23	SW-P	B9.12	GR-1	12	0.688	949LS	IRR-2005	PT UT-45 DEG.	NDT-D-2 NDT-C-2	01-12-07	CR-04

NO.	COMPONENT I.D. NO.	COMP. FIG.	ITEM NO.	WELD TYPE	NOM. PIPE SIZE	NOM. THK.	MATL. SPEC.	DWG. NO.	EXAM TYPE	PROC. NO.	CAL. STD. NO.	NOTES
848	IRR-2005-23B	P-P	B9.11	GE-1	12	0.688	949LS	IRR-2005	PT UT-45 DEG.	NDT-D-2 NDT-C-2	01-12-07	CR-04
849	IRR-2005-23BLD	LS	B9.12	GR-1	12	0.688	949LS	IRR-2005	PT UT-45 DEG.	NDT-D-2 NDT-C-2	01-12-07	CR-15
850	IRR-2005-23BLU	LS	B9.12	GR-1	12	0.688	949LS	IRR-2005	PT UT-45 DEG.	NDT-D-2 NDT-C-2	01-12-07	CR-15
851	IRR-2005-23LD	LS	B9.12	GR-1	12	0.688	949LS	IRR-2005	PT UT-45 DEG.	NDT-D-2 NDT-C-2	01-12-07	CR-15
852	IRR-2005-24	P-E	B9.11	GE-1	12	0.688	949LS	IRR-2005	PT UT-45 DEG.	NDT-D-2 NDT-C-2	01-12-07	CR-04
853	IRR-2005-24ALD	IALS	B9.12	GR-1	12	0.688	949LS	IRR-2005	PT UT-45 DEG.	NDT-D-2 NDT-C-2	01-12-07	CR-15
854	IRR-2005-24BLD	OALS	B9.12	GR-1	12	0.688	949LS	IRR-2005	PT UT-45 DEG.	NDT-D-2 NDT-C-2	01-12-07	CR-15
855	IRR-2005-24LU	LS	B9.12	GR-1	12	0.688	949LS	IRR-2005	PT UT-45 DEG.	NDT-D-2 NDT-C-2	01-12-07	CR-15
856	IRR-2005-25	E-P	B9.11	GE-1	12	0.688	949LS	IRR-2005	PT UT-45 DEG.	NDT-D-2 NDT-C-2	01-12-07	CR-04
857	IRR-2005-25ALU	IALS	B9.12	GR-1	12	0.688	949LS	IRR-2005	PT UT-45 DEG.	NDT-D-2 NDT-C-2	01-12-07	CR-15
858	IRR-2005-25BLU	OALS	B9.12	GR-1	12	0.688	949LS	IRR-2005	PT UT-45 DEG.	NDT-D-2 NDT-C-2	01-12-07	CR-15

NO.	COMPONENT I.D. NO.	COMP. FIG.	ITEM NO.	WELD TYPE	NOM. PIPE SIZE	NOM. THK.	MATL. SPEC.	DWG. NO.	EXAM TYPE	PROC. NO.	CAL. STD. NO.	NOTES
859	IRR-2005-25LD	LS	B9.12	GR-1	12	0.688	949LS	IRR-2005	PT UT-45 DEG.	NDT-D-2 NDT-C-2	01-12-07	CR-15
860	IRR-2005-26	P-SE	B9.11	GE-1	12	0.688/ .935	949LS	IRR-2005	PT UT-45 DEG.	NDT-D-2 NDT-C-2	01-12-09	CR-04
861	IRR-2005-26LU	LS	B9.12	GR-1	12	0.688	949LS	IRR-2005	PT UT-45 DEG.	NDT-D-2 NDT-C-2	01-12-07	CR-15
862	IRR-2005-27	SW-P	B9.11	GE-1	12	0.688	949LS	IRR-2005	PT UT-45 DEG.	NDT-D-2 NDT-C-2	01-12-07	CR-04
863	IRR-2005-27B	P-P	B9.11	GE-1	12	0.688	949LS	IRR-2005	PT UT-45 DEG.	NDT-D-2 NDT-C-2	01-12-07	CR-04
864	IRR-2005-27BLD	LS	B9.12	GR-1	12	0.688	949LS	IRR-2005	PT UT-45 DEG.	NDT-D-2 NDT-C-2	01-12-07	CR-15
865	IRR-2005-27BLU	LS	B9.12	GR-1	12	0.688	949LS	IRR-2005	PT UT-45 DEG.	NDT-D-2 NDT-C-2	01-12-07	CR-15
866	IRR-2005-27LD	LS	B9.12	GR-1	12	0.688	949LS	IRR-2005	PT UT-45 DEG.	NDT-D-2 NDT-C-2	01-12-07	CR-15
867	IRR-2005-28	P-E	B9.11	GE-1	12	0.688	949LS	IRR-2005	PT UT-45 DEG.	NDT-D-2 NDT-C-2	01-12-07	CR-04
868	IRR-2005-28ALD	IALS	B9.12	GR-1	12	0.688	949LS	IRR-2005	PT UT-45 DEG.	NDT-D-2 NDT-C-2	01-12-07	CR-15
869	IRR-2005-28BLD	OALS	B9.12	GR-1	12	0.688	949LS	IRR-2005	PT UT-45 DEG.	NDT-D-2 NDT-C-2	01-12-07	CR-15

NO.	COMPONENT I.D. NO.	COMP. FIG.	ITEM NO.	WELD TYPE	NOM. PIPE SIZE	NOM. THK.	MATL. SPEC.	DWG. NO.	EXAM TYPE	PROC. NO.	CAL. STD. NO.	NOTES
870	IRR-2005-28LU	LS	B9.12	GR-1	12	0.688	949LS	IRR-2005	PT UT-45 DEG.	NDT-D-2 NDT-C-2	01-12-07	CR-15
871	IRR-2005-29	E-P	B9.11	GE-1	12	0.688	949LS	IRR-2005	PT UT-45 DEG.	NDT-D-2 NDT-C-2	01-12-07	CR-04
872	IRR-2005-29ALU	IALS	B9.12	GR-1	12	0.688	949LS	IRR-2005	PT UT-45 DEG.	NDT-D-2 NDT-C-2	01-12-07	CR-15
873	IRR-2005-29BLU	OALS	B9.12	GR-1	12	0.688	949LS	IRR-2005	PT UT-45 DEG.	NDT-D-2 NDT-C-2	01-12-07	CR-15
874	IRR-2005-29LD	LS	B9.12	GR-1	12	0.688	949LS	IRR-2005	PT UT-45 DEG.	NDT-D-2 NDT-C-2	01-12-07	CR-15
875	IRR-2005-30	P-SE	B9.11	GE-1	12	0.688	949LS	IRR-2005	PT UT-45 DEG.	NDT-D-2 NDT-C-2	01-12-09	CR-04
876	IRR-2005-30LU	LS	B9.12	GR-1	12	0.688	949LS	IRR-2005	PT UT-45 DEG.	NDT-D-2 NDT-C-2	01-12-07	CR-15
877	IRR-2006-01	PU-P	B9.11	GE-2	24	1.218	949LS	IRR-2006	PT UT-45 DEG.	NDT-D-2 NDT-C-2	01-24-01	CR-04
878	IRR-2006-01LD	LS	B9.12	GR-1	24	1.218	949LS	IRR-2006	PT UT-45 DEG.	NDT-D-2 NDT-C-2	01-24-01	CR-15
879	IRR-2006-03	P-W	B9.31	GE-1	24 X 4	1.218	949LS	IRR-2006	PT UT-45 DEG.	NDT-D-2 NDT-C-2	01-24-01	CR-04
880	IRR-2006-04	W-P	B9.11	GE-1	4	0.337	949LS	IRR-2006	PT UT-45 DEG.	NDT-D-2 NDT-C-2	01-04-05	CR-04

NO.	COMPONENT I.D. NO.	COMP. FIG.	ITEM NO.	WELD TYPE	NOM. PIPE SIZE	NOM. THK.	MATL. SPEC.	DWG. NO.	EXAM TYPE	PROC. NO.	CAL. STD. NO.	NOTES
881	IRR-2006-05	P-F	B9.11	GE-1	4	0.337	949LS	IRR-2006	PT UT-45 DEG.	NDT-D-2 NDT-C-2	01-24-05	CR-04
882	IRR-2006-07	P-V	B9.11	GE-1	24	1.218	949LS	IRR-2006	PT UT-45 DEG.	NDT-D-2 NDT-C-2	01-24-01	CR-04
883	IRR-2006-07LU	LS	B9.12	GR-1	24	1.218	949LS	IRR-2006	PT UT-45 DEG.	NDT-D-2 NDT-C-2	01-24-01	CR-15
884	IRR-2006-08	V-P	B9.11	GE-1	24	1.218	949LS	IRR-2006	PT UT-45 DEG.	NDT-D-2 NDT-C-2	01-24-01	CR-04
885	IRR-2006-08LD	LS	B9.12	GR-1	24	1.218	949LS	IRR-2006	PT UT-45 DEG.	NDT-D-2 NDT-C-2	01-24-01	CR-15
886	IRR-2006-09	P-E	B9.11	GE-1	24	1.218	949LS	IRR-2006	PT UT-45 DEG.	NDT-D-2 NDT-C-2	01-24-01	CR-04
887	IRR-2006-09ALD	IALS	B9.12	GR-1	24	1.531	949LS	IRR-2006	PT UT-45 DEG.	NDT-D-2 NDT-C-2	01-24-07	CR-15
888	IRR-2006-09BLD	OALS	B9.12	GR-1	24	1.531	949LS	IRR-2006	PT UT-45 DEG.	NDT-D-2 NDT-C-2	01-24-07	CR-15
889	IRR-2006-09LU	LS	B9.12	GR-1	24	1.218	949LS	IRR-2006	PT UT-45 DEG.	NDT-D-2 NDT-C-2	01-24-01	CR-15
890	IRR-2006-10	E-P	B9.11	GE-1	24	1.218	949LS	IRR-2006	PT UT-45 DEG.	NDT-D-2 NDT-C-2	01-24-01	CR-04
891	IRR-2006-10ALU	IALS	B9.12	GR-1	24	1.531	949LS	IRR-2006	PT UT-45 DEG.	NDT-D-2 NDT-C-2	01-24-07	CR-15

NO.	COMPONENT I.D. NO.	COMP. FIG.	ITEM NO.	WELD TYPE	NOM. PIPE SIZE	NOM. THK.	MATL. SPEC.	DWG. NO.	EXAM TYPE	PROC. NO.	CAL. STD. NO.	NOTES
892	IRR-2006-10BLU	OALS	B9.12	GR-1	24	1.531	949LS	IRR-2006	PT UT-45 DEG.	NDT-D-2 NDT-C-2	01-24-07	CR-15
893	IRR-2006-10LD	LS	B9.12	GR-1	24	1.218	949LS	IRR-2006	PT UT-45 DEG.	NDT-D-2 NDT-C-2	01-24-01	CR-15
894	IRR-2006-11	P-V	B9.11	GE-1	24	1.218	949LS	IRR-2006	PT UT-45 DEG.	NDT-D-2 NDT-C-2	01-24-01	CR-04
895	IRR-2006-11LU	LS	B9.12	GR-1	24	1.218	949LS	IRR-2006	PT UT-45 DEG.	NDT-D-2 NDT-C-2	01-24-01	CR-15
896	IRR-2006-12	V-E	B9.11	GE-2	24	1.531	949LS	IRR-2006	PT UT-45 DEG.	NDT-D-2 NDT-C-2	01-24-07	CR-04
897	IRR-2006-12ALD	IALS	B9.12	GR-1	24	1.531	949LS	IRR-2006	PT UT-45 DEG.	NDT-D-2 NDT-C-2	01-24-07	CR-15
898	IRR-2006-12BLD	OALS	B9.12	GR-1	24	1.531	949LS	IRR-2006	PT UT-45 DEG.	NDT-D-2 NDT-C-2	01-24-07	CR-15
899	IRR-2006-13	E-P	B9.11	GE-1	24	1.218	949LS	IRR-2006	PT UT-45 DEG.	NDT-D-2 NDT-C-2	01-24-01	CR-04
900	IRR-2006-13ALU	IALS	B9.12	GR-1	24	1.531	949LS	IRR-2006	PT UT-45 DEG.	NDT-D-2 NDT-C-2	01-24-07	CR-15
901	IRR-2006-13BLU	OALS	B9.12	GR-1	24	1.531	949LS	IRR-2006	PT UT-45 DEG.	NDT-D-2 NDT-C-2	01-24-07	CR-15
902	IRR-2006-13LD	LS	B9.12	GR-1	24	1.531	949LS	IRR-2006	PT UT-45 DEG.	NDT-D-2 NDT-C-2	01-24-07	CR-15

NO.	COMPONENT I.D. NO.	COMP. FIG.	ITEM NO.	WELD TYPE	NOM. PIPE SIZE	NOM. THK.	MATL. SPEC.	DWG. NO.	EXAM TYPE	PROC. NO.	CAL. STD. NO.	NOTES
903	IRR-2006-14	P-P	B9.11	GE-1	24	1.218	949LS	IRR-2006	PT UT-45 DEG.	NDT-D-2 NDT-C-2	01-24-01	CR-04
904	IRR-2006-14LD	LS	B9.12	GR-1	24	1.218	949LS	IRR-2006	PT UT-45 DEG.	NDT-D-2 NDT-C-2	01-24-01	CR-15
905	IRR-2006-14LU	LS	B9.12	GR-1	24	1.218	949LS	IRR-2006	PT UT-45 DEG.	NDT-D-2 NDT-C-2	01-24-01	CR-15
906	IRR-2006-15	P-W	B9.31	GE-1	12 X 24	1.218	949LS	IRR-2006	PT UT-45 DEG.	NDT-D-2 NDT-C-2	01-24-01	CR-04
907	IRR-2006-16	P-P	B9.11	GE-1	24	1.218	949LS	IRR-2006	PT UT-45 DEG.	NDT-D-2 NDT-C-2	01-24-01	CR-04
908	IRR-2006-16LD	LS	B9.12	GR-1	24	1.218	949LS	IRR-2006	PT UT-45 DEG.	NDT-D-2 NDT-C-2	01-24-01	CR-15
909	IRR-2006-16LU	LS	B9.12	GR-1	24	1.218	949LS	IRR-2006	PT UT-45 DEG.	NDT-D-2 NDT-C-2	01-24-01	CR-15
910	IRR-2007-01	SE-P	B9.11	GE-1	24	1.46/ 0.969	949LS	IRR-2007	PT UT-45 DEG.	NDT-D-2 NDT-C-2	01-24-07	CR-04
911	IRR-2007-01LD	LS	B9.12	GR-1	24	0.969	949LS	IRR-2007	PT UT-45 DEG.	NDT-D-2 NDT-C-2	01-24-08	CR-15
912	IRR-2007-02	P-E	B9.11	GE-1	24	0.969	949LS	IRR-2007	PT UT-45 DEG.	NDT-D-2 NDT-C-2	01-24-08	CR-04
913	IRR-2007-02ALD	IALS	B9.12	GR-1	24	1.531	949LS	IRR-2007	PT UT-45 DEG.	NDT-D-2 NDT-C-2	01-24-07	CR-15

NO.	COMPONENT I.D. NO.	COMP. FIG.	ITEM NO.	WELD TYPE	NOM. PIPE SIZE	NOM. THK.	MATL. SPEC.	DWG. NO.	EXAM TYPE	PROC. NO.	CAL. STD. NO.	NOTES
914	IRR-2007-02BLD	OALS	B9.12	GR-1	24	1.531	949LS	IRR-2007	PT UT-45 DEG.	NDT-D-2 NDT-C-2	01-24-07	CR-15
915	IRR-2007-02LU	LS	B9.12	GR-1	24	0.969	949LS	IRR-2007	PT UT-45 DEG.	NDT-D-2 NDT-C-2	01-24-08	CR-15
916	IRR-2007-03	E-P	B9.11	GE-1	24	0.969	949LS	IRR-2007	PT UT-45 DEG.	NDT-D-2 NDT-C-2	01-24-08	CR-04
917	IRR-2007-03ALU	IALS	B9.12	GR-1	24	1.531	949LS	IRR-2007	PT UT-45 DEG.	NDT-D-2 NDT-C-2	01-24-07	CR-15
918	IRR-2007-03BLU	OALS	B9.12	GR-1	24	1.531	949LS	IRR-2007	PT UT-45 DEG.	NDT-D-2 NDT-C-2	01-24-07	CR-15
919	IRR-2007-03LD	LS	B9.12	GR-1	24	0.969	949LS	IRR-2007	PT UT-45 DEG.	NDT-D-2 NDT-C-2	01-24-08	CR-15
920	IRR-2007-04	P-P	B9.11	GE-1	24	0.969	949LS	IRR-2007	PT UT-45 DEG.	NDT-D-2 NDT-C-2	01-24-08	CR-04
921	IRR-2007-04LD	LS	B9.12	GR-1	24	0.969	949LS	IRR-2007	PT UT-45 DEG.	NDT-D-2 NDT-C-2	01-24-08	CR-15
922	IRR-2007-04LU	LS	B9.12	GR-1	24	0.969	949LS	IRR-2007	PT UT-45 DEG.	NDT-D-2 NDT-C-2	01-24-08	CR-15
923	IRR-2007-09	P-E	B9.11	GE-1	24	0.969	949LS	IRR-2007	PT UT-45 DEG.	NDT-D-2 NDT-C-2	01-24-08	CR-04
924	IRR-2007-09ALD	IALS	B9.12	GR-1	24	1.531	949LS	IRR-2007	PT UT-45 DEG.	NDT-D-2 NDT-C-2	01-24-07	CR-15

NO.	COMPONENT I.D. NO.	COMP. FIG.	ITEM NO.	WELD TYPE	NOM. PIPE SIZE	NOM. THK.	MATL. SPEC.	DWG. NO.	EXAM TYPE	PROC. NO.	CAL. STD. NO.	NOTES
925	IRR-2007-09BLD	OALS	B9.12	GR-1	24	1.531	949LS	IRR-2007	PT UT-45 DEG.	NDT-D-2 NDT-C-2	01-24-07	CR-15
926	IRR-2007-09LU	LS	B9.12	GR-1	24	0.969	949LS	IRR-2007	PT UT-45 DEG.	NDT-D-2 NDT-C-2	01-24-08	CR-15
927	IRR-2007-14	E-V	B9.11	GE-1	24	1.531	949LS	IRR-2007	PT UT-45 DEG.	NDT-D-2 NDT-C-2	01-24-07	CR-04
928	IRR-2007-14ALU	IALS	B9.12	GR-1	24	1.531	949LS	IRR-2007	PT UT-45 DEG.	NDT-D-2 NDT-C-2	01-24-07	CR-15
929	IRR-2007-14BLU	OALS	B9.12	GR-1	24	1.531	949LS	IRR-2007	PT UT-45 DEG.	NDT-D-2 NDT-C-2	01-24-07	CR-15
930	IRR-2007-15	V-P	B9.11	GE-1	24	0.969	949LS	IRR-2007	PT UT-45 DEG.	NDT-D-2 NDT-C-2	01-24-08	CR-04
931	IRR-2007-15A	P-P	B9.11	GE-1	24	0.969	949LS	IRR-2007	PT UT-45 DEG.	NDT-D-2 NDT-C-2	01-24-08	CR-04
932	IRR-2007-15ALD	LS	B9.12	GR-1	24	0.969	949LS	IRR-2007	PT UT-45 DEG.	NDT-D-2 NDT-C-2	01-24-08	CR-15
933	IRR-2007-16	P-W	B9.31	GE-1	24 X 4	0.969	949LS	IRR-2007	PT UT-45 DEG.	NDT-D-2 NDT-C-2	01-24-08	CR-04
934	IRR-2007-17	W-P	B9.11	GE-1	4	0.337	949LS	IRR-2007	PT UT-45 DEG.	NDT-D-2 NDT-C-2	01-24-05	CR-04
935	IRR-2007-18	P-F	B9.11	GE-1	4	0.337	949LS	IRR-2007	PT UT-45 DEG.	NDT-D-2 NDT-C-2	01-24-05	CR-04

NO.	COMPONENT I.D. NO.	COMP. FIG.	ITEM NO.	WELD TYPE	NOM. PIPE SIZE	NOM. THK.	MATL. SPEC.	DWG. NO.	EXAM TYPE	PROC. NO.	CAL. STD. NO.	NOTES
936	IRR-2007-22	P-W	B9.11	GE-1	24 X 4	0.969	949LS	IRR-2007	PT UT-45 DEG.	NDT-D-2 NDT-C-2	01-24-08	CR-04
937	IRR-2007-28	P-E	B9.11	GE-1	24	0.969	949LS	IRR-2007	PT UT-45 DEG.	NDT-D-2 NDT-C-2	01-24-08	CR-04
938	IRR-2007-28ALD	IALS	B9.12	GR-1	24	1.531	949LS	IRR-2007	PT UT-45 DEG.	NDT-D-2 NDT-C-2	01-24-07	CR-15
939	IRR-2007-28BLD	OALS	B9.12	GR-1	24	1.531	949LS	IRR-2007	PT UT-45 DEG.	NDT-D-2 NDT-C-2	01-24-07	CR-15
940	IRR-2007-28LU	LS	B9.12	GR-1	24	0.969	949LS	IRR-2007	PT UT-45 DEG.	NDT-D-2 NDT-C-2	01-24-08	CR-15
941	IRR-2007-29	E-PU	B9.12	GE-2	24	1.531	949LS	IRR-2007	PT UT-45 DEG.	NDT-D-2 NDT-C-2	01-24-07	CR-04
942	IRR-2007-29ALU	IALS	B9.12	GR-1	24	1.531	949LS	IRR-2007	PT UT-45 DEG.	NDT-D-2 NDT-C-2	01-24-07	CR-15
943	IRR-2007-29BLU	OALS	B9.12	GR-1	24	1.531	949LS	IRR-2007	PT UT-45 DEG.	NDT-D-2 NDT-C-2	01-24-07	CR-15
944	IRR-2008-01	N-P	B9.21	MF-2	2	0.375	901LS	IRR-2008	PT	NDT-D-2	N/A	
945	IRR-2008-02	P-E	B9.40	S.W.	2	0.375	901LS	IRR-2008	PT	NDT-D-2	N/A	
946	IRR-2008-03	E-P	B9.40	S.W.	2	0.375	901LS	IRR-2008	PT	NDT-D-2	N/A	

NO.	COMPONENT I.D. NO.	COMP. FIG.	ITEM NO.	WELD TYPE	NOM. PIPE SIZE	NOM. THK.	MATL. SPEC.	DWG. NO.	EXAM TYPE	PROC. NO.	CAL. STD. NO.	NOTES
947	IRR-2008-05	P-E	B9.40	S.W.	2	0.375	901LS	IRR-2008	PT	NDT-D-2	N/A	
948	IRR-2008-06	E-P	B9.40	S.W.	2	0.375	901LS	IRR-2008	PT	NDT-D-2	N/A	
949	IRR-2008-06A	P-T	B9.40	S.W.	2	0.375	901LS	IRR-2008	PT	NDT-D-2	N/A	
950	IRR-2008-06B	T-P	B9.40	S.W.	2	0.375	901LS	IRR-2008	PT	NDT-D-2	N/A	
951	IRR-2008-08	P-E	B9.40	S.W.	2	0.375	901LS	IRR-2008	PT	NDT-D-2	N/A	
952	IRR-2008-09	E-P	B9.40	S.W.	2	3.75	901LS	IRR-2008	PT	NDT-D-2	N/A	
953	IRR-2008-10	P-E	B9.40	S.W.	2	0.375	901LS	IRR-2008	PT	NDT-D-2	N/A	
954	IRR-2008-11	E-P	B9.40	S.W.	2	0.375	901LS	IRR-2008	PT	NDT-D-2	N/A	
955	IRR-2008-13	P-T	B9.40	S.W.	2	0.375	901LS	IRR-2008	PT	NDT-D-2	N/A	
956	IRR-2008-14	T-P	B9.40	S.W.	2	0.375	901LS	IRR-2008	PT	NDT-D-2	N/A	
957	IRR-2008-14A	P-C	B9.40	S.W.	2	0.375	901LS	IRR-2008	PT	NDT-D-2	N/A	

NO.	COMPONENT I.D. NO.	COMP. FIG.	ITEM NO.	WELD TYPE	NOM. PIPE SIZE	NOM. THK.	MATL. SPEC.	DWG. NO.	EXAM TYPE	PROC. NO.	CAL. STD. NO.	NOTES
958	IRR-2008-15	T-P	B9.40	S.W.	2	0.375	901LS	IRR-2008	PT	NDT-D-2	N/A	
959	IRR-2008-16	P-E	B9.40	S.W.	2	0.375	901LS	IRR-2008	PT	NDT-D-2	N/A	
960	IRR-2008-17	E-P	B9.40	S.W.	2	0.375	901LS	IRR-2008	PT	NDT-D-2	N/A	
961	IRR-2008-18	P-R	B9.40	S.W.	2	0.375	901LS	IRR-2008	PT	NDT-D-2	N/A	
962	IRR-2008-51	P-V	B9.11	MF-2	4	0.438	901LS	IRR-2008	PT UT-45 DEG.	NDT-D-2 NDT-C-2	01-04-04	
963	IRR-2008-52	T-P	B9.11	MF-2	4	0.438	901LS	IRR-2008	PT UT-45 DEG.	NDT-D-2 NDT-C-2	01-04-04	
964	IRR-2008-53	P-R	B9.11	MF-2	4	0.438	901LS	IRR-2008	PT UT-45 DEG.	NDT-D-2 NDT-C-2	01-04-04	
965	IRR-2008-53A	R-P	B9.40	S.W.	2	0.375	901LS	IRR-2008	PT	NDT-D-2	N/A	
966	IRR-2008-54	P-T	B9.11	MF-2	4	0.438	901LS	IRR-2008	PT UT-45 DEG.	NDT-D-2 NDT-C-2	01-24-04	
967	IRR-2008-55	E-P	B9.11	MF-2	4	0.438	901LS	IRR-2008	PT UT-45 DEG.	NDT-D-2 NDT-C-2	01-04-04	
968	IRR-2008-56	P-E	B9.11	MF-2	4	0.438	901LS	IRR-2008	PT UT-45 DEG.	NDT-D-2 NDT-C-2	01-04-04	

NO.	COMPONENT I.D. NO.	COMP. FIG.	ITEM NO.	WELD TYPE	NOM. PIPE SIZE	NOM. THK.	MATL. SPEC.	DWG. NO.	EXAM TYPE	PROC. NO.	CAL. STD. NO.	NOTES
969	IRR-2008-57	E-P	B9.11	MF-2	4	0.438	901LS	IRR-2008	PT UT-45 DEG.	NDT-D-2 NDT-C-2	01-04-04	
970	IRR-2008-58	P-E	B9.11	MF-2	4	0.438	901LS	IRR-2008	PT UT-45 DEG.	NDT-D-2 NDT-C-2	01-04-04	
971	IRR-2008-59	E-P	B9.11	MF-2	4	0.438	901LS	IRR-2008	PT UT-45 DEG.	NDT-D-2 NDT-C-2	01-04-04	
972	IRR-2008-60	P-E	B9.11	MF-2	4	0.438	901LS	IRR-2008	PT UT-45 DEG.	NDT-D-2 NDT-C-2	01-04-04	
973	IRR-2008-61	E-P	B9.11	MF-2	4	0.438	901LS	IRR-2008	PT UT-45 DEG.	NDT-D-2 NDT-C-2	01-04-04	
974	IRR-2008-62	P-E	B9.11	MF-2	4	0.438	901LS	IRR-2008	PT UT-45 DEG.	NDT-D-2 NDT-C-2	01-04-04	
975	IRR-2008-63	R-P	B9.11	MF-2	4	0.438	901LS	IRR-2008	PT UT-45 DEG.	NDT-D-2 NDT-C-2	01-04-04	
976	IRR-2009-01	W-E	B9.11	GE-1	4	0.337	949LS	IRR-2009	PT UT-45 DEG.	NDT-D-2 NDT-C-2	01-04-05	CR-04
977	IRR-2009-02	E-P	B9.11	GE-1	4	0.337	949LS	IRR-2009	PT UT-45 DEG.	NDT-D-2 NDT-C-2	01-04-05	CR-04
978	IRR-2009-06	P-E	B9.11	GE-1	4	0.337	949LS	IRR-2009	PT UT-45 DEG.	NDT-D-2 NDT-C-2	01-04-05	CR-04
979	IRR-2009-07	E-P	B9.11	GE-1	4	0.337	949LS	IRR-2009	PT UT-45 DEG.	NDT-D-2 NDT-C-2	01-04-05	CR-04

NO.	COMPONENT I.D. NO.	COMP. FIG.	ITEM NO.	WELD TYPE	NOM. PIPE SIZE	NOM. THK.	MATL. SPEC.	DWG. NO.	EXAM TYPE	PROC. NO.	CAL. STD. NO.	NOTES
980	IRR-2009-08	P-E	B9.11	GE-1	4	0.337	949LS	IRR-2009	PT UT-45 DEG.	NDT-D-2 NDT-C-2	01-04-05	CR-04
981	IRR-2009-12	P-V	B9.11	GE-1	4	0.438	901LS	IRR-2009	PT UT-45 DEG.	NDT-D-2 NDT-C-2	01-04-04	
982	IRR-2009-13	V-P	B9.11	GE-1	4	0.438	901LS	IRR-2009	PT UT-45 DEG.	NDT-D-2 NDT-C-2	01-04-04	
983	IRR-2009-15	P-R	B9.11	GE-1	4	0.438	901LS	IRR-2009	PT UT-45 DEG.	NDT-D-2 NDT-C-2	01-04-04	
984	IRR-2010-01	W-E	B9.11	GE-1	4	0.337	949LS	IRR-2010	PT UT-45 DEG.	NDT-D-2 NDT-C-2	01-04-05	CR-04
985	IRR-2010-03	E-P	B9.11	GE-1	4	0.337	949LS	IRR-2010	PT UT-45 DEG.	NDT-D-2 NDT-C-2	01-04-05	CR-04
986	IRR-2010-08	P-E	B9.11	GE-1	4	0.337	949LS	IRR-2010	PT UT-45 DEG.	NDT-D-2 NDT-C-2	01-04-05	CR-04
987	IRR-2010-12	E-V	B9.11	GE-1	4	0.438	901LS	IRR-2010	PT UT-45 DEG.	NDT-D-2 NDT-C-2	01-04-04	
988	IRR-2010-13	V-P	B9.11	GE-1	4	0.438	901LS	IRR-2010	PT UT-45 DEG.	NDT-D-2 NDT-C-2	01-04-04	
989	IRR-2010-14	P-E	B9.11	GE-1	4	0.438	901LS	IRR-2010	PT UT-45 DEG.	NDT-D-2 NDT-C-2	01-04-04	
990	IRR-2010-15	E-P	B9.11	GE-1	4	0.438	901LS	IRR-2010	PT UT-45 DEG.	NDT-D-2 NDT-C-2	01-04-04	

NO.	COMPONENT I.D. NO.	COMP. FIG.	ITEM NO.	WELD TYPE	NOM. PIPE SIZE	NOM. THK.	MATL. SPEC.	DWG. NO.	EXAM TYPE	PROC. NO.	CAL. STD. NO.	NOTES
991	IRR-2010-16A	P-P	B9.11	GE-1	4	0.438	901LS	IRR-2010	PT UT-45 DEG.	NDT-D-2 NDT-C-2	01-04-04	
992	IRR-2010-17	P-E	B9.11	GE-1	4	0.438	901LS	IRR-2010	PT UT-45 DEG.	NDT-D-2 NDT-C-2	01-04-04	
993	IRR-2010-18	E-P	B9.11	GE-1	4	0.438	901LS	IRR-2010	PT UT-45 DEG.	NDT-D-2 NDT-C-2	01-04-04	
994	IRR-2010-21	P-E	B9.11	GE-1	4	0.438	901LS	IRR-2010	PT UT-45 DEG.	NDT-D-2 NDT-C-2	01-04-04	
995	IRR-2010-22	E-P	B9.11	GE-1	4	0.438	901LS	IRR-2010	PT UT-45 DEG.	NDT-D-2 NDT-C-2	01-04-04	
996	IRR-2010-23B	P-P	B9.11	GE-1	4	0.438	901LS	IRR-2010	PT UT-45 DEG.	NDT-D-2 NDT-C-2	01-04-04	
997	IRR-2010-24	P-E	B9.11	GE-1	4	0.438	901LS	IRR-2010	PT UT-45 DEG.	NDT-D-2 NDT-C-2	01-04-04	
998	IRR-2010-29	E-P	B9.11	GE-1	4	0.438	901LS	IRR-2010	PT UT-45 DEG.	NDT-D-2 NDT-C-2	01-04-04	
999	IRR-2010-30	P-E	B9.11	GE-1	4	0.438	901LS	IRR-2010	PT UT-45 DEG.	NDT-D-2 NDT-C-2	01-04-04	
1000	IRR-2010-33	E-P	B9.11	GE-1	4	0.438	901LS	IRR-2010	PT UT-45 DEG.	NDT-D-2 NDT-C-2	01-04-04	
1001	IRR-2010-33A	P-P	B9.11	GE-1	4	0.438	901LS	IRR-2010	PT UT-45 DEG.	NDT-D-2 NDT-C-2	01-04-04	

NO.	COMPONENT I.D. NO.	COMP. FIG.	ITEM NO.	WELD TYPE	NOM. PIPE SIZE	NOM. THK.	MATL. SPEC.	DWG. NO.	EXAM TYPE	PROC. NO.	CAL. STD. NO.	NOTES
1002	IRR-2010-36	P-E	B9.11	GE-1	4	0.438	901LS	IRR-2010	PT UT-45 DEG.	NDT-D-2 NDT-C-2	01-04-04	
1003	IRR-2010-41	E-P	B9.11	GE-1	4	0.438	901LS	IRR-2010	PT UT-45 DEG.	NDT-D-2 NDT-C-2	01-04-04	
1004	IRR-2010-42	P-E	B9.11	GE-1	4	0.438	901LS	IRR-2010	PT UT-45 DEG.	NDT-D-2 NDT-C-2	01-04-04	
1005	IRR-2010-43	E-R	B9.11	GE-1	4	0.438	901LS	IRR-2010	PT UT-45 DEG.	NDT-D-2 NDT-C-2	01-04-04	
1006	IRT-2001-03	R-T	B9.11	MF-2	6	0.562	901LS	IRT-2001	PT UT-45 DEG.	NDT-D-2 NDT-C-2	01-06-03	
1007	IRT-2001-05	R-T	B9.11	MF-2	6	0.562	901LS	IRT-2001	PT UT-45 DEG.	NDT-D-2 NDT-C-2	01-06-03	
1008	IRT-2001-06	T-V	B9.11	MF-2	6	0.562	901LS	IRT-2001	PT UT-45 DEG.	NDT-D-2 NDT-C-2	01-06-03	
1009	IRT-2001-07	V-E	B9.11	MF-2	6	0.562	901LS	IRT-2001	PT UT-45 DEG.	NDT-D-2 NDT-C-2	01-06-03	
1010	IRT-2001-08	E-P	B9.11	MF-2	6	0.562	901LS	IRT-2001	PT UT-45 DEG.	NDT-D-2 NDT-C-2	01-06-03	
1011	IRT-2001-09	P-E	B9.11	MF-2	6	0.562	901LS	IRT-2001	PT UT-45 DEG.	NDT-D-2 NDT-C-2	01-06-03	
1012	IRT-2001-10	E-P	B9.11	MF-2	6	0.562	901LS	IRT-2001	PT UT-45 DEG.	NDT-D-2 NDT-C-2	01-06-03	

NO.	COMPONENT I.D. NO.	COMP. FIG.	ITEM NO.	WELD TYPE	NOM. PIPE SIZE	NOM. THK.	MATL. SPEC.	DWG. NO.	EXAM TYPE	PROC. NO.	CAL. STD. NO.	NOTES
1013	IRT- 1-11	P-E	B9.11	MF-2	6	0.562	901LS	IRT-2001	PT UT-45 DEG.	NDT-D-2 NDT-C-2	01-06-03	
1014	IRT-2001-12	E-P	B9.11	MF-2	6	0.562	901LS	IRT-2001	PT UT-45 DEG.	NDT-D-2 NDT-C-2	01-06-03	
1015	IRT-2001-12A	P-T	B9.11	MF-2	6	0.562	901LS	IRT-2001	PT UT-45 DEG.	NDT-D-2 NDT-C-2	01-05-03	
1016	IRT-2001-12B	T-P	B9.11	MF-2	6	0.562	901LS	IRT-2001	PT UT-45 DEG.	NDT-D-2 NDT-C-2	01-06-03	
1017	IRT-2001-13	T-P	B9.11	MF-2	4	0.438	901LS	IRT-2001	PT UT-45 DEG.	NDT-D-2 NDT-C-2	01-04-04	
1018	IRT-2001-14	P-E	B9.11	MF-2	6	0.562	901LS	IRT-2001	PT UT-45 DEG.	NDT-D-2 NDT-C-2	01-06-03	
1019	IRT-2001-15	P-E	B9.11	MF-2	6	0.562	901LS	IRT-2001	PT UT-45 DEG.	NDT-D-2 NDT-C-2	01-06-04	
1020	IRT-2001-16	E-P	B9.11	MF-2	6	0.562	901LS	IRT-2001	PT UT-45 DEG.	NDT-D-2 NDT-C-2	01-06-03	
1021	IRT-2001-18	P-F	B9.11	MF-2	6	0.562	901LS	IRT-2001	PT UT-45 DEG.	NDT-D-2 NDT-C-2	01-06-03	
1022	IRT-2001-18C	F-P	B9.11	MF-2	6	0.562	901LS	IRT-2001	PT UT-45 DEG.	NDT-D-2 NDT-C-2	01-06-03	
1023	IRT-2001-18D	P-F	B9.11	MF-2	6	0.562	901LS	IRT-2001	PT UT-45 DEG.	NDT-D-2 NDT-C-2	01-06-03	

NO.	COMPONENT I.D. NO.	COMP. FIG.	ITEM NO.	WELD TYPE	NOM. PIPE SIZE	NOM. THK.	MATL. SPEC.	DWG. NO.	EXAM TYPE	PROC. NO.	CAL. STD. NO.	NOTES
1024	IRT-2001-19	F-P	B9.11	MF-2	6	0.562	901LS	IRT-2001	PT UT-45 DEG.	NDT-D-2 NDT-C-2	01-06-03	
1025	IRT-2001-20	P-E	B9.11	MF-2	6	0.562	901LS	IRT-2001	PT UT-45 DEG.	NDT-D-2 NDT-C-2	01-06-03	
1026	IRT-2001-21	E-P	B9.11	MF-2	6	0.562	901LS	IRT-2001	PT UT-45 DEG.	NDT-D-2 NDT-C-2	01-06-03	
1027	IRT-2001-22	P-E	B9.11	MF-2	6	0.562	901LS	IRT-2001	PT UT-45 DEG.	NDT-D-2 NDT-C-2	01-06-03	
1028	IRT-2001-23	E-V	B9.11	MF-2	6	0.562	901LS	IRT-2001	PT UT-45 DEG.	NDT-D-2 NDT-C-2	01-06-03	
1029	IRT-2001-24	V-P	B9.11	MF-2	6	0.562	901LS	IRT-2001	PT UT-45 DEG.	NDT-D-2 NDT-C-2	01-06-03	AUG.1A
1030	IRT-2001-25	P-E	B9.11	MF-2	6	0.562	901LS	IRT-2001	PT UT-45 DEG.	NDT-D-2 NDT-C-2	01-06-03	AUG.1A
1031	IRT-2001-26	E-P	B9.11	MF-2	6	0.562	901LS	IRT-2001	PT UT-45 DEG.	NDT-D-2 NDT-C-2	01-06-03	AUG.1A
1032	IRT-2001-27	P-E	B9.11	MF-2	6	0.562	901LS	IRT-2001	PT UT-45 DEG.	NDT-D-2 MDT-C-2	01-06-03	AUG.1A
1033	IRT-2001-28	E-P	B9.11	MF-2	6	0.562	901LS	IRT-2001	PT UT-45 DEG.	NDT-D-2 NDT-C-2	01-06-03	AUG.1A
1034	IRT-2001-29	P-E	B9.11	MF-2	6	0.562	901LS	IRT-2001	PT UT-45 DEG.	NDT-D-2 NDT-C-2	01-06-03	AUG.1A

NO.	COMPONENT I.D. NO.	COMP. FIG.	ITEM NO.	WELD TYPE	NOM. PIPE SIZE	NOM. THK.	MATL. SPEC.	DWG. NO.	EXAM TYPE	PROC. NO.	CAL. STD. NO.	NOTES
1035	IRT-2001-30	E-P	B9.11	MF-2	6	0.562	901LS	IRT-2001	PT UT-45 DEG.	NDT-D-2 NDT-C-2	01-06-03	AUG.1A
1036	IRT-2001-31	P-E	B9.11	MF-2	6	0.562	901LS	IRT-2001	PT UT-45 DEG.	NDT-D-2 NDT-C-2	01-06-03	AUG.1A
1037	IRT-2001-32	E-E	B9.11	MF-2	6	0.562	901LS	IRT-2001	PT UT-45 DEG.	NDT-D-2 NDT-C-2	01-06-03	AUG.1A
1038	IRT-2001-33	E-P	B9.11	MF-2	6	0.562	901LS	IRT-2001	PT UT-45 DEG.	NDT-D-2 NDT-C-2	01-06-03	AUG.1A
1039	IRT-2001-37	P-E	B9.11	MF-2	6	0.562	901LS	IRT-2001	PT UT-45 DEG.	NDT-D-2 NDT-C-2	01-06-03	AUG.1A
1040	IRT-2001-38	E-V	B9.11	MF-2	6	0.562	901LS	IRT-2001	PT UT-45 DEG.	NDT-D-2 NDT-C-2	01-06-03	AUG.1A
1041	IRT-2001-40	P-V	B9.11	MF-2	4	0.438	901LS	IRT-2001	PT UT-45 DEG.	NDT-D-2 NDT-C-2	01-04-04	
1042	IRT-2001-41	V-P	B9.11	MF-2	4	0.438	901LS	IRT-2001	PT UT-45 DEG.	NDT-D-2 NDT-C-2	01-04-04	
1043	IRT-2001-42	P-E	B9.11	MF-2	4	0.438	901LS	IRT-2001	PT UT-45 DEG.	NDT-D-2 NDT-C-2	01-04-04	
1044	IRT-2001-43	E-P	B9.11	MF-2	4	0.438	901LS	IRT-2001	PT UT-45 DEG.	NDT-D-2 NDT-C-2	01-04-04	
1045	IRT-2001-46	P-E	B9.11	MF-2	4	0.438	901LS	IRT-2001	PT UT-45 DEG.	NDT-D-2 NDT-C-2	01-04-04	

NO.	COMPONENT I.D. NO.	COMP. FIG.	ITEM NO.	WELD TYPE	NOM. PIPE SIZE	NOM. THK.	MATL. SPEC.	DWG. NO.	EXAM TYPE	PROC. NO.	CAL. STD. NO.	NOTES
1046	IRT-2001-47	E-P	B9.11	MF-2	4	0.438	901LS	IRT-2001	PT UT-45 DEG.	NDT-D-2 NDT-C-2	01-04-04	
1047	IRT-2001-48	P-E	B9.11	MF-2	4	0.438	901LS	IRT-2001	PT UT-45 DEG.	NDT-D-2 NDT-C-2	01-04-04	
1048	IRT-2001-49	E-P	B9.11	MF-2	4	0.438	901LS	IRT-2001	PT UT-45 DEG.	NDT-D-2 NDT-C-2	01-04-04	
1049	IRT-2001-50	P-E	B9.11	MF-2	4	0.438	901LS	IRT-2001	PT UT-45 DEG.	NDT-D-2 NDT-C-2	01-04-04	
1050	IRT-2001A-51	T-P	B9.11	MF-2	4	0.438	901LS	IRT-2001A	PT UT-45 DEG.	NDT-D-2 NDT-C-2	01-04-04	

UNIT 2
EXAM CATEGORY B-K-1
CLASS A
INTEGRAL ATTACHMENTS

ITEM NO.	TYPE	RESTRAINT NUMBER	M-799 SHEET	M. DRAWING NUMBER/SHEET	PIPE SIZE	BUILDING	ELEVATION	ROW	COLUMN
B10.10	A	2RB-318		M-1214 S2	1.5				
B10.10	A	M-1		M-781	26				
B10.10	A	M-10		M-781	12				
B10.10	A	M-11		M-781	12				
B10.10	A	M-12		M-781	12				
B10.10	A	M-13		M-781	12				
B10.10	A	M-14		M-781	12				
B10.10	A	M-2		M-781	26				
B10.10	A	M-22		M-781	3				
B10.10	A	M-29		M-781	6				
B10.10	A	M-3		M-781	26				
B10.10	A	M-30		M-781	4				
B10.10	A	M-34		M-781	1.5				
B10.10	A	M-4		M-781	26				
B10.10	A	M-5		M-781	24				
B10.10	A	M-6		M-781	24				
B10.10	A	M-7		M-781	20				
B10.10	A	M-8		M-781	12				
B10.10	A	M-9		M-781	12				
B10.10	X	RH34-2809X	35	2046/7	6				
B10.10	X	RH34-2810X	38	939/1	6				
B10.10	X	RH40-2811X	31	900/11	12				
B10.10	S	RH40-2815S	31	900/2	12				
B10.10	S	RI01-2804S	40	944/	10				
B10.10	X	RI01-2805X	40	944/1	10				
B10.10	S	RI01-2851S	35	944/1	10				
B10.10	X	RI24-2834X	38	944/3	6				
B10.10	X	RI24-2853X	40	944/2	6				
B10.10	V	FW02-2816V	37	902/1	24				
B10.10	V	FW02-2838V	37	902/1	24				
B10.10	V	RI24-2808V	31	944/2	6				
B10.10	X	FW02-2854X	37	902/6	12				
B10.10	X	RH40-2805X	31	900/2	12				
B10.10	X	RH40-2806X	31	900/2	12				
B10.10	X	RH40-2808X	31	900/2	12				
B10.10	X	RH40-2821X	40	939/1	12				

UNIT 2
EXAM CATEGORY B-K-1
CLASS A
INTEGRAL ATTACHMENTS

ITEM NO.	TYPE	RESTRAINT NUMBER	M-799 SHEET	M. DRAWING NUMBER/SHEET	PIPE SIZE	BUILDING	ELEVATION	ROW	COLUMN
B10.10	X	RH40-2826X	31	939/11	12				
B10.10	X	RH40-2827X	40	939/1	12				
B10.10	X	RH53-2833X	37	939/11	18				
B10.10	X	RH53-2836X	35	939/1	12				
B10.10	X	RH53-2847X	35	939/1	12				
B10.10	X	RI24-2813X	38	944/2	6				
B10.10	X	RI24-2819X	37	944/2&3	6				
B10.10	X	RI24-2820X	37	944/2&3	6				
B10.10	X	RI24-2854X	40	944/2	6				
B10.20	A	2B33-C001A	RECIRC PUMP						
B10.20	A	2B33-C001B	RECIRC PUMP						

NO.	COMPONENT I.D. NO.	COMP. FIG.	ITEM NO.	MATL. SPEC.	SIZE (IN.)	CAL. STD. NO.	DWG. NO.	EXAM TYPE	PROC. NO.	NOTES
1	2B33-C001A	PU	B12.20	N/A	N/A	N/A	IRR-2002	VT	VT-3/4-1	
2	2B33-C001B	PU	B12.20	N/A	N/A	N/A	IRR-2006	VT	VT-3/4-1	

NO.	VALVE NO.	GROUP	ITEM NO.	SIZE	VALVE DESIGN	MANUFACTURING METHOD	MANUFACTURER	DWG. NO.	EXAM TYPE	PROC. NO.	NOTES
1	2B21-F011A	FW-1	B12.50	24	GATE	CAST CS	ANCHOR DARLING	IFW-2004	VT	VT-3/4-1	
2	2B21-F011B	FW-1	B12.50	24	GATE	CAST CS	ANCHOR DARLING	IFW-2005	VT	VT-3/4-1	
3	2B21-F010A	FW-2	B12.50	24	CHECK	CAST CS	ANCHOR DARLING	IFW-2004	VT	VT-3/4-1	
4	2B21-F032A	FW-2	B12.50	24	CHECK	CAST CS	ANCHOR DARLING	IFW-2004	VT	VT-3/4-1	
5	2B21-F010B	FW-2	B12.50	24	CHECK	CAST CS	ANCHOR DARLING	IFW-2005	VT	VT-3/4-1	
6	2B21-F032B	FW-2	B12.50	24	CHECK	CAST CS	ANCHOR DARLING	IFW-2005	VT	VT-3/4-1	
7	2E22-F004	HP-1	B12.50	12	GATE	CAST CS	ANCHOR DARLING	IHP-2001	VT	VT-3/4-1	
8	2E22-F038	HP-1	B12.50	12	GATE	CAST CS	ANCHOR DARLING	IHP-2001	VT	VT-3/4-1	
9	2E22-F005	HP-2	B12.50	12	CHECK	CAST CS	ANCHOR DARLING	IHP-2001	VT	VT-3/4-1	
10	2E21-F005	LP-1	B12.50	12	GATE	CAST CS	ANCHOR DARLING	ILP-2001	VT	VT-3/4-1	

NO.	VALVE NO.	GROUP	ITEM NO.	SIZE	VALVE DESIGN	MANUFACTURING METHOD	MANUFACTURER	DWG. NO.	EXAM TYPE	PROC. NO.	NOTES
11	2E21-F051	LP-1	B12.50	12	GATE	CAST CS	ANCHOR DARLING	ILP-2001	VT	VT-3/4-1	
12	2E21-F006	LP-2	B12.50	12	CHECK	CAST CS	ANCHOR DARLING	ILP-2001	VT	VT-3/4-1	
13	2B21-F013A	MS-1	B12.50	8X10	RELIEF	CAST CS	CROSBY	IMS-2001	VT	VT-3/4-1	
14	2B21-F013B	MS-1	B12.50	8X10	RELIEF	CAST CS	CROSBY	IMS-2001	VT	VT-3/4-1	
15	2B21-F013C	MS-1	B12.50	8X10	RELIEF	CAST CS	CROSBY	IMS-2001	VT	VT-3/4-1	
16	2B21-F013D	MS-1	B12.50	8X10	RELIEF	CAST CS	CROSBY	IMS-2001	VT	VT-3/4-1	
17	2B21-F013E	MS-1	B12.50	8X10	RELIEF	CAST CS	CROSBY	IMS-2002	VT	VT-3/4-1	
18	2B21-F013F	MS-1	B12.50	8X10	RELIEF	CAST CS	CROSBY	IMS-2002	VT	VT-3/4-1	
19	2B21-F013G	MS-1	B12.50	8X10	RELIEF	CAST CS	CROSBY	IMS-2002	VT	VT-3/4-1	
20	2B21-F013H	MS-1	B12.50	8X10	RELIEF	CAST CS	CROSBY	IMS-2002	VT	VT-3/4-1	

NO.	VALVE NO.	GROUP	ITEM NO.	SIZE	VALVE DESIGN	MANUFACTURING METHOD	MANUFACTURER	DWG. NO.	EXAM TYPE	PROC. NO.	NOTES
21	2B21-F013J	MS-1	B12.50	8X10	RELIEF	CAST CS	CROSBY	IMS-2002	VT	VT-3/4-1	
22	2B21-F013K	MS-1	B12.50	8X10	RELIEF	CAST CS	CROSBY	IMS-2003	VT	VT-3/4-1	
23	2B21-F013L	MS-1	B12.50	8X10	RELIEF	CAST CS	CROSBY	IMS-2003	VT	VT-3/4-1	
24	2B21-F013M	MS-1	B12.50	8X10	RELIEF	CAST CS	CROSBY	IMS-2003	VT	VT-3/4-1	
25	2B21-F013N	MS-1	B12.50	8X10	RELIEF	CAST CS	CROSBY	IMS-2003	VT	VT-3/4-1	
26	2B21-F013P	MS-1	B12.50	8X10	RELIEF	CAST CS	CROSBY	IMS-2003	VT	VT-3/4-1	
27	2B21-F013R	MS-1	B12.50	8X10	RELIEF	CAST CS	CROSBY	IMS-2004	VT	VT-3/4-1	
28	2B21-F013S	MS-1	B12.50	8X10	RELIEF	CAST CS	CROSBY	IMS-2004	VT	VT-3/4-1	
29	2B21-F013U	MS-1	B12.50	8X10	RELIEF	CAST CS	CROSBY	IMS-2004	VT	VT-3/4-1	
30	2B21-F013V	MS-1	B12.50	8X10	RELIEF	CAST CS	CROSBY	IMS-2004	VT	VT-3/4-1	

NO.	VALVE NO.	GROUP	ITEM NO.	SIZE	VALVE DESIGN	MANUFACTURING METHOD	MANUFACTURER	DWG. NO.	EXAM TYPE	PROC. NO.	NOTES
31	2B21-F022A	MS-2	B12.50	26	STOP	CAST CS	ROCKWELL	IMS-2051	VT	VT-3/4-1	
32	2B21-F022B	MS-2	B12.50	26	STOP	CAST CS	ROCKWELL	IMS-2052	VT	VT-3/4-1	
33	2B21-F022C	MS-2	B12.50	26	STOP	CAST CS	ROCKWELL	IMS-2053	VT	VT-3/4-1	
34	2B21-F022D	MS-2	B12.50	26	STOP	CAST CS	ROCKWELL	IMS-2054	VT	VT-3/4-1	
35	2B21-F028A	MS-2	B12.50	26	STOP	CAST CS	ROCKWELL	IMS-2051	VT	VT-3/4-1	
36	2B21-F028B	MS-2	B12.50	26	STOP	CAST CS	ROCKWELL	IMS-2052	VT	VT-3/4-1	
37	2B21-F028C	MS-2	B12.50	26	STOP	CAST CS	ROCKWELL	IMS-2053	VT	VT-3/4-1	
38	2B21-F028D	MS-2	B12.50	26	STOP	CAST CS	ROCKWELL	IMS-2054	VT	VT-3/4-1	
39	2E12-F092A	RH-1	B12.50	12	GATE	CAST CS	ANCHOR DARLING	IRH-2003	VT	VT-3/4-1	
40	2E12-F092B	RH-1	B12.50	12	GATE	CAST CS	ANCHOR DARLING	IRH-2002	VT	VT-3/4-1	

NO.	VALVE NO.	GROUP	ITEM NO.	SIZE	VALVE DESIGN	MANUFACTURING METHOD	MANUFACTURER	DWG. NO.	EXAM TYPE	PROC. NO.	NOTES
41	2E12-F092C	RH-1	B12.50	12	GATE	CAST CS	ANCHOR DARLING	IRH-2004	VT	VT-3/4-1	
42	2E12-F042A	RH-1	B12.50	12	GATE	CAST CS	ANCHOR DARLING	IRH-2003	VT	VT-3/4-1	
43	2E12-F042B	RH-1	B12.50	12	GATE	CAST CS	ANCHOR DARLING	IRH-2002	VT	VT-3/4-1	
44	2E12-F042C	RH-1	B12.50	12	GATE	CAST CS	ANCHOR DARLING	IRH-2004	VT	VT-3/4-1	
45	2E12-F090A	RH-1	B12.50	12	GATE	CAST CS	ANCHOR DARLING	IRH-2005	VT	VT-3/4-1	
46	2E12-F090B	RH-1	B12.50	12	GATE	CAST CS	ANCHOR DARLING	IRH-2001	VT	VT-3/4-1	
47	2E12-F053A	RH-2	B12.50	12	GLOBE	CAST CS	ROCKWELL	IRH-2005	VT	VT-3/4-1	
48	2E12-F053B	RH-2	B12.50	12	GLOBE	CAST CS	ROCKWELL	IRH-2001	VT	VT-3/4-1	
49	2E12-F008	RH-3	B12.50	20	GATE	CAST CS	ANCHOR DARLING	IRH-2031	VT	VT-3/4-1	
50	2E12-F009	RH-3	B12.50	20	GATE	CAST CS	ANCHOR DARLING	IRH-2031	VT	VT-3/4-1	

NO.	VALVE NO.	GROUP	ITEM NO.	SIZE	VALVE DESIGN	MANUFACTURING METHOD	MANUFACTURER	DWG. NO.	EXAM TYPE	PROC. NO.	NOTES
51	2E12-F020	RH-3	B12.50	20	GATE	CAST CS	ANCHOR DARLING	IRH-2031	VT	VT-3/4-1	
52	2E12-F041A	RH-4	B12.50	12	CHECK	CAST CS	ANCHOR DARLING	IRH-2003	VT	VT-3/4-1	
53	2E12-F041B	RH-4	B12.50	12	CHECK	CAST CS	ANCHOR DARLING	IRH-2002	VT	VT-3/4-1	
54	2E12-F041C	RH-4	B12.50	12	CHECK	CAST CS	ANCHOR DARLING	IRH-2004	VT	VT-3/4-1	
55	2E12-F050A	RH-4	B12.50	12	CHECK	CAST CS	ANCHOR DARLING	IRH-2005	VT	VT-3/4-1	
56	2E12-F050B	RH-4	B12.50	12	CHECK	CAST CS	ANCHOR DARLING	IRH-2001	VT	VT-3/4-1	
57	2E51-F063	RI-1	B12.50	10	GATE	CAST CS	ANCHOR DARLING	IRI-2001	VT	VT-3/4-1	
58	2E51-F064	RI-1	B12.50	10	GATE	CAST CS	ANCHOR DARLING	IRI-2001	VT	VT-3/4-1	
59	2E51-F013	RI-2	B12.50	6	GATE	CAST CS	ANCHOR DARLING	IRI-2003	VT	VT-3/4-1	
60	2E51-F065	RI-3	B12.50	6	CHECK	CAST CS	ANCHOR DARLING	IRI-2003	VT	VT-3/4-1	

NO.	VALVE NO.	GROUP	ITEM NO.	SIZE	VALVE DESIGN	MANUFACTURING METHOD	MANUFACTURER	DWG. NO.	EXAM TYPE	PROC. NO.	NOTES
61	2E51-F066	RI-3	B12.50	6	CHECK	CAST CS	ANCHOR DARLING	IRI-2002	VT	VT-3/4-1	
621	2E12-F019	RI-3	B12.50	6	CHECK	CAST CS	ANCHOR DARLING	IRI-2022	VT	VT-3/4-1	
63	2E12-F023	RI-4	B12.50	6	GLOBE	CAST CS	ANCHOR DARLING	IRI-2022	VT	VT-3/4-1	
64	2B33-F067A	RR-1	B12.50	24	GATE	CAST SS	ATWOOD-MORRAL	IRR-2002	VT	VT-3/4-1	
65	2B33-F023A	RR-1	B12.50	24	GATE	CAST SS	ATWOOD-MORRAL	IRR-2003	VT	VT-3/4-1	
66	2B33-F067B	RR-1	B12.50	24	GATE	CAST SS	ATWOOD-MORRAL	IRR-2006	VT	VT-3/4-1	
67	2B33-F023B	RR-1	B12.50	24	GATE	CAST SS	ATWOOD-MORRAL	IRR-2007	VT	VT-3/4-1	
68	2B33-F060A	RR-2	B12.50	24	BALL	CAST SS	HAMMERHILL -DAHL	IRR-2002	VT	VT-3/4-1	
69	2B33-F060B	RR-2	B12.50	24	BALL	CAST SS	HAMMERHILL -DAHL	IRR-2006	VT	VT-3/4-1	
70	2G33-F001	RT-1	B12.50	6	GATE	CAST CS	ANCHOR DARLING	IRT-2001	VT	VT-3/4-1	

NO.	VALVE NO.	GROUP	ITEM NO.	SIZE	VALVE DESIGN	MANUFACTURING METHOD	MANUFACTURER	DWG. NO.	EXAM TYPE	PROC. NO.	NOTES
71	2G33-F004	RT-1	B12.50	6	GATE	CAST CS	ANCHOR DARLING	IRT-2001	VT	VT-3/4-1	
72	2G33-F102	RT-2	B12.50	6	GLOBE	CAST CS	ROCKWELL	IRT-2001	VT	VT-3/4-1	

NO.	COMPONENT I.D. NO.	COMP. FIG.	ITEM NO.	MATL. SPEC.	SIZE (IN.)	CAL. STD. NO.	DWG. NO.	EXAM TYPE	PROC. NO.	NOTES
1	DRYER SUPPORT LUGS	N/A	B13.10	N/A	N/A	N/A	N/A	VT	VT-3/4-1	
2	DRYER HOLD DOWN LUGS	N/A	B13.10	N/A	N/A	N/A	N/A	VT	VT-3/4-1	
3	CORE SPRAY LINES	N/A	B13.10	N/A	N/A	N/A	N/A	VT	VT-3/4-1	
4	LPCI BELLOWS	N/A	B13.10	N/A	N/A	N/A	N/A	VT	VT-3/4-1	
5	CORE SPRAY SPARGERS	N/A	B13.10	N/A	N/A	N/A	N/A	VT	VT-3/4-1	
6	JET PUMP COMPONENTS	N/A	B13.10	N/A	N/A	N/A	N/A	VT	VT-3/4-1	
7	JET PUMP HOLD DOWN ASSEMBLY AND BOLTS	N/A	B13.10	N/A	N/A	N/A	N/A	VT	VT-3/4-1	

COMMONWEALTH EDISON COMPANY
LaSalle County Nuclear Station Units 1 & 2

NO.	COMPONENT I.D. NO.	COMP. FIG.	ITEM NO.	MATL. SPEC.	SIZE (IN.)	CAL. STD. NO.	DWG. NO.	EXAM TYPE	PROC. NO.	NOTES
1	LOWER SURVEILLANCE SAMPLE BASKET ATTACHMENTS	N/A	B13.20	N/A	N/A	N/A	N/A	VT	VT-1-1	
2	JET PUMP RISER BRACE ATTACHMENTS	N/A	B13.20	N/A	N/A	N/A	N/A	VT	VT-1-1	
3	UPPER SURVEILLANCE SAMPLE BASKET ATTACHMENTS	N/A	B13.30	N/A	N/A	N/A	N/A	VT	VT-3/4-1	
4	DRYER SUPPORT LUG ATTACHMENTS	N/A	B13.30	N/A	N/A	N/A	N/A	VT	VT-3/4-1	
5	DRYER HOLD DOWN LUG ATTACHMENTS	N/A	B13.30	N/A	N/A	N/A	N/A	VT	VT-3/4-1	
6	HP CORE SPRAY PIPING BRACKETS	N/A	B13.30	N/A	N/A	N/A	N/A	VT	VT-3/4-1	
7	LP CORE SPRAY PIPING BRACKETS	N/A	B13.30	N/A	N/A	N/A	N/A	VT	VT-3/4-1	
8	FEEDWATER SPARGER BRACKET ATTACHMENTS	N/A	B13.30	N/A	N/A	N/A	N/A	VT	VT-3/4-1	
9	SHROUD SUPPORT PLATE TO VESSEL WELD	N/A	B13.30	N/A	N/A	N/A	N/A	VT	VT-3/4-1	
10	SHROUD SUPPORT LEGS TO VESSEL WELDS	N/A	B13.30	N/A	N/A	N/A	N/A	VT	VT-3/4-1	NORMALLY INACCESSIBLE

NO.	COMPONENT I.D. NO.	COMP. FIG.	ITEM NO.	MATL. SPEC.	SIZE (IN.)	CAL. STD. NO.	DWG. NO.	EXAM TYPE	PROC. NO.	NOTES
11	CRD STUB TUBE TO VESSEL WELDS	N/A	B13.30	N/A	N/A	N/A	N/A	VT	VT-3/4-1	NORMALLY INACCESSIBLE
12	INCORE HOUSING TO VESSEL WELDS	N/A	B13.30	N/A	N/A	N/A	N/A	VT	VT-3/4-1	NORMALLY INACCESSIBLE
13	SBLC & DELTA "P" PIPING TO VESSEL WELDS	N/A	B13.30	N/A	N/A	N/A	N/A	VT	VT-3/4-1	NORMALLY INACCESSIBLE
14	SHROUD	N/A	B13.40	N/A	N/A	N/A	N/A	VT	VT-3/4-1	
15	SHROUD SUPPORT PLATE	N/A	B13.40	N/A	N/A	N/A	N/A	VT	VT-3/4-1	
16	TOP GUIDE & WEDGES	N/A	B13.40	N/A	N/A	N/A	N/A	VT	VT-3/4-1	
17	TOP GUIDE HOLD DOWN ASSEMBLIES	N/A	B13.40	N/A	N/A	N/A	N/A	VT	VT-3/4-1	
18	CORE PLATE	N/A	B13.40	N/A	N/A	N/A	N/A	VT	VT-3/4-1	
19	CORE PLATE HOLD DOWN BOLTS	N/A	B13.40	N/A	N/A	N/A	N/A	VT	VT-3/4-1	
20	CRD HOUSING TO STUB TUBE WELDS	N/A	B13.40	N/A	N/A	N/A	N/A	VT	VT-3/4-1	NORMALLY INACCESSIBLE

NO.	COMPONENT I.D. NO.	COMP. FIG.	ITEM NO.	MATL. SPEC.	SIZE (IN.)	CAL. STD. NO.	DWG. NO.	EXAM TYPE	PROC. NO.	NOTES
21	FUEL SUPPORTS	N/A	B13.40	N/A	N/A	N/A	N/A	VT	VT-3/4-1	

NO.	COMPONENT I.D. NO.	COMP. FIG.	ITEM NO.	WELD TYPE	NOM. PIPE SIZE	NOM. THK.	MATL. SPEC.	DWG. NO.	EXAM TYPE	PROC. NO.	CAL. STD. NO.	NOTES
1	185 CRD HOUSINGS	N/A	N/A	N/A	N/A	N/A	N/A	N/A	PT	NDT-D-2	N/A	

NO.	COMPONENT I.D. NO.	COMP. FIG.	ITEM NO.	MATL. SPEC.	SIZE (IN.)	CAL. STD. NO.	DWG. NO.	EXAM TYPE	PROC. NO.	NOTES
1	STEAM DRYER	N/A	N/A	N/A	N/A	N/A	N/A	VT	VT-3/4-1	
2	STEAM SEPARATOR	N/A	N/A	N/A	N/A	N/A	N/A	VT	VT-3/4-1	
3	DRYER GUIDE RODS	N/A	N/A	N/A	N/A	N/A	N/A	VT	VT-3/4-1	
4	CORE SPRAY SPARGERS	N/A	N/A	N/A	N/A	N/A	N/A	VT	VT-1-1	I.E. BULLETIN 80-13
5	CORE SPRAY PIPING	N/A	N/A	N/A	N/A	N/A	N/A	VT	VT-1-1	I.E. BULLETIN 80-13
6	FEEDWATER SPARGERS	N/A	N/A	N/A	N/A	N/A	N/A	VT	VT-1-1	NUREG-0619
7	SHROUD HEAD ASSEMBLY	N/A	N/A	N/A	N/A	N/A	N/A	VT	VT-3/4-1	
8	SHROUD SUPPORT ACCESS HOLE COVERS	N/A	N/A	N/A	N/A	N/A	N/A	VT	VT-1-1	
9	TOP GUIDE	N/A	N/A	N/A	N/A	N/A	N/A	VT	VT-1-1	SILS 554 & 588
10	INCORE HOUSING TO GUIDE TUBE WELDS	N/A	N/A	N/A	N/A	N/A	N/A	VT	VT-1-1	NORMALLY INACCESSIBLE

NO.	COMPONENT I.D. NO.	COMP. FIG.	ITEM NO.	MATL. SPEC.	SIZE (IN.)	CAL. STD. NO.	DWG. NO.	EXAM TYPE	PROC. NO.	NOTES
11	INCORE DRY TUBES	N/A	N/A	N/A	N/A	N/A	N/A	VT	VT-1-1	RICSIL 073 & SIL 409
12	SURVEILLANCE SAMPLE BASKETS	N/A	N/A	N/A	N/A	N/A	N/A	VT	VT-3/4-1	
13	SBLC & DELTA "P" PIPING	N/A	N/A	N/A	N/A	N/A	N/A	VT	VT-3/4-1	NORMALLY INACCESSIBLE
14	SHROUD	N/A	N/A	N/A	N/A	N/A	N/A	UT	VENDOR	BWRVIP & GNL 94-03
15	JET PUMP BEAM BOLT KEEPER WELDS	N/A	N/A	N/A	N/A	N/A	N/A	VT	VT-1-1	
16	JET PUMP ADAPTER TO SHROUD SUPPORT PLATE WELDS	N/A	N/A	N/A	N/A	N/A	N/A	VT	VT-1-1	
17	JET PUMP BEAMS	N/A	N/A	N/A	N/A	N/A	N/A	UT	VENDOR	NUREG/CR-3052
18	SHROUD HEAD BOLTS	N/A	N/A	N/A	N/A	N/A	N/A	UT	VENDOR	SIL 443 SUP. 1

NO.	COMPONENT I.D. NO.	COMP. FIG.	ITEM NO.	MATL. SPEC.	SIZE (IN.)	CAL. STD. NO.	DWG. NO.	NDE TYPE	PROC. NO.	NOTES

NO.	COMPONENT I.D. NO.	ITEM NO.	WELD TYPE	MATL. SPEC.	THICK. (IN)	CAL. STD. NO.	AZ (DEG) ELV(FT)	DWG. NO	EXAM REQUIRED	PROC. NO.	NOTES
1	IRH-HX2A-2	C1.10	RH-1	SA-516	0.81 1.18	01-91-07 01-91-06	0-360 0-360	GEL-1111	UT-45 DEG.	NDT-C-2	
2	IRH-HX2A-3	C1.10	RH-1	SA-516	0.81 1.18	01-91-07 01-91-06	0-360 0-360	GEL-1111	UT-45 DEG.	NDT-C-2	
3	IRH-HX2A-4	C1.10	RH-1	SA-516	0.81 1.18	01-91-07 01-91-06	0-360 0-360	GEL-1111	UT-45 DEG.	NDT-C-2	
4	IRH-HX2A-5	C1.10	RH-1	SA-516	0.81 1.18	01-91-07 01-91-06	0-360 0-360	GEL-1111	UT-45 DEG.	NDT-C-2	
5	IRH-HX2A-6	C1.30	RH-1	SA-516	1.18	01-91-06	0-360	GEL-1111	UT-45 DEG.	NDT-C-2	
6	IRH-HX2B-2	C1.10	RH-1	SA-516	0.81 1.18	01-91-07 01-91-06	0-360 0-360	GEL-1111	UT-45 DEG.	NDT-C-2	
7	IRH-HX2B-3	C1.10	RH-1	SA-516	0.81 1.18	01-91-07 01-91-06	0-360 0-360	GEL-1111	UT-45 DEG.	NDT-C-2	
8	IRH-HX2B-4	C1.10	RH-1	SA-516	0.81 1.18	01-91-07 01-91-06	0-360 0-360	GEL-1111	UT-45 DEG.	NDT-C-2	
9	IRH-HX2B-5	C1.10	RH-1	SA-516	0.81 1.18	01-91-07 01-91-06	0-360 0-360	GEL 1111	UT-45 DEG.	NDT-C-2	
10	IRH-HX2B-6	C1.30	RH-1	SA-516	1.18	01-91-06	0-360	GEL-1111	UT-45 DEG.	NDT-C-2	

NO.	COMPONENT I.D. NO.	ITEM NO.	WELD TYPE	MATL. SPEC.	THICK. (IN)	CAL. STD. NO.	AZ (DEG) ELV (FT)	DWG. NO.	EXAM REQUIRED	PROC. NO.	NOTES
1	IRH-HX2A-1	C2.21	RH-2	SA-516	1.18	01-91-06	0-360	GEL-1111	PT UT-45 DEG.	NDT-D-2 NDT-C-2	
2	IRH-HX2A-7	C2.21	RH-3	SA-516	1.18	01-91-06	0-360	GEL-1111	PT UT-45 DEG.	NDT-D-2 NDT-C-2	
3	IRH-HX2B-1	C2.21	RH-2	SA-516	1.18	01-91-06	0-360	GEL-1111	PT UT-45 DEG.	NDT-D-2 NDT-C-2	
4	IRH-HX2B-7	C2.21	RH-3	SA-516	1.18	01-91-06	0-360	GEL-1111	PT UT-45 DEG.	NDT-D-2 NDT-C-2	
5	IRH-HX2A-1	C2.22	N/R	SA-516	2.25		0-360	GEL-1111	UT		
6	IRH-HX2A-7	C2.22	N/R	SA-516	2.44		0-360	GEL-1111	UT		
7	IRH-HX2B-1	C2.22	N/R	SA-516	2.25		0-360	GEL-1111	UT		
8	IRH-HX2B-7	C2.22	N/R	SA-516	2.44		0-360	GEL-1111	UT		

UNIT 2
EXAM CATEGORY C-C
CLASS B INTEGRAL ATTACHMENTS

ITEM NO.	TYPE	RESTRAINT NUMBER	M-799 SHEET	M. DRAWING NUMBER/ SHEET	PIPE SIZE	BUILDING	ELEVATION	ROW	COLUMN
C3.10	A	IRH-HX2A-8A		GEL-1111					
C3.10	A	IRH-HX2A-8B		GEL-1111					
C3.10	A	IRH-HX2A-8C		GEL-1111					
C3.10	A	IRH-HX2A-8D		GEL-1111					
C3.10	A	IRH-HX2A-9A		GEL-1111					
C3.10	A	IRH-HX2A-9B		GEL-1111					
C3.10	A	IRH-HX2A-9C		GEL-1111					
C3.10	A	IRH-HX2A-9D		GEL-1111					
C3.10	A	IRH-HX2A-10A		GEL-1111					
C3.10	A	IRH-HX2A-10B		GEL-1111					
C3.10	A	IRH-HX2A-10C		GEL-1111					
C3.10	A	IRH-HX2A-10D		GEL-1111					
C3.10	A	IRH-HX2A-11A		GEL-1111					
C3.10	A	IRH-HX2A-11B		GEL-1111					
C3.10	A	IRH-HX2A-11C		GEL-1111					
C3.10	A	IRH-HX2A-11D		GEL-1111					
C3.10	A	IRH-HX2A-12A		GEL-1111					
C3.10	A	IRH-HX2A-12B		GEL-1111					
C3.10	A	IRH-HX2A-12C		GEL-1111					
C3.10	A	IRH-HX2A-12D		GEL-1111					
C3.10	A	IRH-HX2A-13A		GEL-1111					
C3.10	A	IRH-HX2A-13B		GEL-1111					
C3.10	A	IRH-HX2A-13C		GEL-1111					
C3.10	A	IRH-HX2A-13D		GEL-1111					
C3.10	A	IRH-HX2B-8A		GEL-1111					
C3.10	A	IRH-HX2B-8B		GEL-1111					
C3.10	A	IRH-HX2B-8C		GEL-1111					
C3.10	A	IRH-HX2B-8D		GEL-1111					
C3.10	A	IRH-HX2B-9A		GEL-1111					
C3.10	A	IRH-HX2B-9B		GEL-1111					
C3.10	A	IRH-HX2B-9C		GEL-1111					
C3.10	A	IRH-HX2B-9D		GEL-1111					
C3.10	A	IRH-HX2B-10A		GEL-1111					
C3.10	A	IRH-HX2B-10B		GEL-1111					
C3.10	A	IRH-HX2B-10C		GEL-1111					

UNIT 2
EXAM CATEGORY C-C
CLASS B INTEGRAL ATTACHMENTS

ITEM NO.	TYPE	RESTRAINT NUMBER	M-799 SHEET	M. DRAWING NUMBER/ SHEET	PIPE SIZE	BUILDING	ELEVATION	ROW	COLUMN
C3.10	A	IRH-HX2B-10D		GEL-1111					
C3.10	A	IRH-HX2B-11A		GEL-1111					
C3.10	A	IRH-HX2B-11B		GEL-1111					
C3.10	A	IRH-HX2B-11C		GEL-1111					
C3.10	A	IRH-HX2B-11D		GEL-1111					
C3.10	A	IRH-HX2B-12A		GEL-1111					
C3.10	A	IRH-HX2B-12B		GEL-1111					
C3.10	A	IRH-HX2B-12C		GEL-1111					
C3.10	A	IRH-HX2B-12D		GEL-1111					
C3.10	A	IRH-HX2B-13A		GEL-1111					
C3.10	A	IRH-HX2B-13B		GEL-1111					
C3.10	A	IRH-HX2B-13C		GEL-1111					
C3.10	A	IRH-HX2B-13D		GEL-1111					
	A	2RB-210		M-1214 S2	18				
	A	2RB-51		M-1214 S1	8				
	A	2RB-97		M-1214 S1	18				
	A	M-68		M-781	24				
	A	M-69		M-781	24				
	A	M-70		M-781	24				
	A	M-71		M-781	24				
	A	M-72		M-781	24				
	A	M-79		M-781	16				
	A	M-84		M-781	16				
C3.20	X	FW02-2868X	37	902/1	24				
C3.20	X	HG05-2013X	27	826/3	6				
C3.20	X	HG06-2055X	27	826/5	6				
C3.20	X	HG06-2058X	27	826/5	6				
C3.20	X	HG06-2059X	27	826/5	6				
C3.20	X	HG06-2064X	27	826/5	6				
C3.20	X	HG06-2402X	41		6				
C3.20	X	HP01-2803X	33	938/2	24				
C3.20	V	HP02-2819V	30	938					
C3.20	X	HP02-2833X	35	938/2	16				
C3.20	X	HP02-2841X	35	2040/2	16				
C3.20	X	HP02-2853X	35	2040/2	16				
C3.20	X	HP09-2808X	33	934/2	6				
C3.20	V	HP14-2803V	32	938/2	24	R	681	F	15

UNIT 2
EXAM CATEGORY C-C
CLASS B INTEGRAL ATTACHMENTS

ITEM NO.	TYPE	RESTRAINT NUMBER	M-799 SHEET	M. DRAWING NUMBER/ SHEET	PIPE SIZE	BUILDING	ELEVATION	ROW	COLUMN
C3.20	X	HP14-2804X	41		24				
C3.20	X	HP14-2805X	41		24				
C3.20	X	HP14-2806X	41		24				
C3.20	X	HP14-2809X	33	938/2	24				
C3.20	X	HP14-2810X	33	938/2	24				
C3.20	V	LP02-2816V	34	837/1	16				
C3.20	V	LP02-2818V	34	837/1	16				
C3.20	S	LP02-2825S	33	937/3	16				
C3.20	X	LP02-2852X	33	937/3	16				
C3.20	X	LP02-2858X	33	937/1	16				
C3.20	X	LP02-2861X	33	937/3	16				
C3.20	V	LP02-2865V	34	837/1	16				
C3.20	X	LP02-2866X	35	937/1	16				
C3.20	V	LP02-2867V	30	937	16				
C3.20	X	LP06-2808X	33	837/4	14				
C3.20	X	LP06-2820X	33	837/4	14				
C3.20	X	LP06-2824X	33	937/4	14				
C3.20	X	LP06-2827X	33	937/4	14				
C3.20	X	LP06-2828X	33	937/4	14				
C3.20	X	LP06-2835X	33	837/4	14				
C3.20	X	LP06-2847X	35	937/1	14				
C3.20	X	LP28-2803X	38, 39, 41	937/2	24				
C3.20	X	LP28-2810X	35	937/2	24				
C3.20	C	MS01-2801C	39	900/1	26				
C3.20	C	MS01-2810C	37	900/1	26				
C3.20	C	MS01-2819C	37	900/1	26				
C3.20	C	MS01-2831C	37	900/1	26				
C3.20	C	MS01-2848C	39	2000/9	26				
C3.20	C	MS01-2849C	39	2000/9	26				
C3.20	S	MS01-2850S	35	2000/9	28				
C3.20	S	MS01-2860S	35	2000/9	28				
C3.20	S	MS01-2873S	35	2000/9	28				
C3.20	S	MS01-2885S	35	2000/9	28				
C3.20	S	MS32-2801S	35	2000/9	18				
C3.20	S	MS32-2805S	35	2000/9	18				
C3.20	X	PC01-2401X	33		24				
C3.20	X	PC01-2806X	38	959/3	24				
C3.20	V	PC01-2807V	31	959/3	24				

UNIT 2
EXAM CATEGORY C-C
CLASS B INTEGRAL ATTACHMENTS

ITEM NO.	TYPE	RESTRAINT NUMBER	M-799 SHEET	M. DRAWING NUMBER/ SHEET	PIPE SIZE	BUILDING	ELEVATION	ROW	COLUMN
C3.20	V	PC01-2811V	37	959/2	24				
C3.20	X	RH01-2811X	35	2041/7	24				
C3.20	S	RH01-2822S	35	2041/7	24				
C3.20	C	RH02-2824C	35	939/2, 2041/8	18				
C3.20	S	RH02-2827S	35	2041/8	18				
C3.20	S	RH02-2831S	41		18				
C3.20	X	RH02-2832X	41		18				
C3.20	V	RH02-2833V	38		18				
C3.20	S	RH02-2834S	35	2041/8	18				
C3.20	S	RH02-2835S	28	830/3	18				
C3.20	X	RH02-2837X	35	2041/8	18				
C3.20	V	RH02-2839V	34	939/1&10	18				
C3.20	S	RH02-2846S	35	2041/24	18				
C3.20	S	RH02-2852S	35	939/10	18				
C3.20	V	RH03--2853V	34	2041/24	18				
C3.20	S	RH03-1048S		839/4	18				
C3.20	S	RH03-2848S	33		18				
C3.20	X	RH03-2850X	35	2041/8	12				
C3.20	X	RH03-2857X	35	2041/24	18				
C3.20	V	RH03-2858V	35	2041/24	18				
C3.20	S	RH03-2884S	35	939/1&10	18				
C3.20	S	RH03-2885S	35	2041/24	18				
C3.20	X	RH03-2892X	35	938/12	18				
C3.20	S	RH03-2894S	35	938/12	18				
C3.20	X	RH03-2898X	35	2041/8	18				
C3.20	V	RH03-2900V	39	939/12	18				
C3.20	S	RH04-2816S	35	939/5	18				
C3.20	X	RH04-2830X	35	939/3	20				
C3.20	S	RH04-2834S	35		20				
C3.20	V	RH04-2839V	39		20				
C3.20	V	RH04-2857V	39		20				
C3.20	V	RH04-2858V	34	2041/7	18				
C3.20	S	RH04-2875S	35	937/1&2	18				
C3.20	S	RH04-2886S	35	2041/7	20				
C3.20	S	RH04-2888S	35	939/6	18				
C3.20	V	RH04-2889V	41		18				
C3.20	V	RH12-2801V	37	939/7	8				
C3.20	V	RH12-2802V	32	939/9	8				

UNIT 2
EXAM CATEGORY C-C
CLASS B INTEGRAL ATTACHMENTS

ITEM NO.	TYPE	RESTRAINT NUMBER	M-799 SHEET	M. DRAWING NUMBER/ SHEET	PIPE SIZE	BUILDING	ELEVATION	ROW	COLUMN
C3.20	V	RH12-2803V	37	939/9	8				
C3.20	S	RH12-2817S	40	939/9	8				
C3.20	X	RH12-2828X	35	2041/24	8				
C3.20	X	RH12-2829X		2041/24	8				
C3.20	X	RH13-2805X	41		16				
C3.20	X	RH13-2806X	41		16				
C3.20	X	RH13-2811X	41		16				
C3.20	X	RH13-2812X	41		16				
C3.20	X	RH13-2855X		939/4	18				
C3.20	S	RH13-2858S	35	939/4	18				
C3.20	X	RH13-2859X	41		18				
C3.20	X	RH13-2865X	35	939/4	18				
C3.20	S	RH13-2870S	35	2041/8	18				
C3.20	S	RH13-2881S	35	2041/8	18				
C3.20	X	RH13-2892X	35	2041/8	18				
C3.20	S	RH13-2900S	41		18				
C3.20	S	RH13-2901S	38, 40, 41	939/2	18				
C3.20	X	RH14-2807X	35	939/8	18				
C3.20	X	RH14-2820X	35	2041/8	18				
C3.20	X	RH14-2831X	35	939/8	18				
C3.20	X	RH14-2832X	35	939/8	18				
C3.20	X	RH18-2805X	35	2041/8	18				
C3.20	X	RH18-2807X	35	939/4&10	18				
C3.20	S	RH18-2808S	35	939/4&10	18				
C3.20	X	RH18-2812X	35	939/1	18				
C3.20	X	RH19-2800X	35	939/1	18				
C3.20	V	RH19-2812V	32	939/2	10				
C3.20	S	RH19-2813S	35	2041/8	10				
C3.20	X	RH19-2819X	35	2044/24	10				
C3.20	X	RH19-2824X	35	939/1	18				
C3.20	S	RH19-2833S	35	939/1	18				
C3.20	X	RH23-2807X	41		8				
C3.20	X	RH23-2808X	41		8				
C3.20	X	RH23-2813X	41		8				
C3.20	X	RH23-2814X	41		8				
C3.20	S	RH23-2820S	40	939/2	8				
C3.20	X	RH23-2827X	40	939/2	8				
C3.20	X	RH23-2828X	40	939/2	8				

UNIT 2
EXAM CATEGORY C-C
CLASS B INTEGRAL ATTACHMENTS

ITEM NO.	TYPE	RESTRAINT NUMBER	M-799 SHEET	M. DRAWING NUMBER/ SHEET	PIPE SIZE	BUILDING	ELEVATION	ROW	COLUMN
C3.20	X	RH23-2836X	35	935/5	8				
C3.20	V	RH23-2838V	30	939/2	8				
C3.20	S	RH33-2814S	35	2041/8	16				
C3.20	X	RH40-2867X	35	2041/8	16				
C3.20	X	RH40-2869X	35	939/2	16				
C3.20	X	RH40-2870X	35	939/2	16				
C3.20	X	RH40-2877X	35	2041/8	16				
C3.20	S	RH40-2878S	35	2041/8	16				
C3.20	X	RH40-2890X	35	2041/8	12				
C3.20	X	RH40-2896X	35	2041/24	16				
C3.20	V	RH40-2907V	34	939/2	12				
C3.20	X	RH40-2912X	35	2041/24	16				
C3.20	X	RH40-2927X	41		12				
C3.20	X	RH50-2803X	35	939/8	20				
C3.20	S	RH53-2816S	35, 40	939/7	18				
C3.20	X	RH53-2817X	35		18				
C3.20	X	RH53-2821X	40	939	18				
C3.20	S	RH53-2825S	31 ,40	939/7	18				
C3.20	X	RH53-2826X	34	939/7	18				
C3.20	V	RH53-2827V	34	939/7	18				
C3.20	V	RH53-2835V	37	939/11	18				
C3.20	V	RH53-2846V	39	939/11	18				
C3.20	X	RH56-2802X	35	2041/7	18				
C3.20	X	RH59-2811X	33		10				
C3.20	X	RH59-2812X	33		10				
C3.20	X	RH59-2813X	33		10				
C3.20	X	RH59-2814X	38	939/8	16				
C3.20	V	RH59-2839V	34	2041/24	16				
C3.20	X	RH59-2840X	28	830/3	16				
C3.20	X	RHE2-2801X	35	2041/7	14				
C3.20	X	VG02-2019X	26	935/2	26				
C3.20	X	VP51-2827X	31	929/4	8				
C3.20	X	VQ01-2801X	37	935/2	26				
C3.20	R	VQ01-2802R	38	935	26				
C3.20	X	VQ03-2800X	31	2070/1	26				
C3.20	X	VQ06-2002X	26	935/1	26				
C3.20	X	VQ06-2007X	26	935/1	26				
C3.20	X	VQ06-2008X	26	935/1	26				

UNIT 2
EXAM CATEGORY C-C
CLASS B INTEGRAL ATTACHMENTS

ITEM NO.	TYPE	RESTRAINT NUMBER	M-799 SHEET	M. DRAWING NUMBER/ SHEET	PIPE SIZE	BUILDING	ELEVATION	ROW	COLUMN
C3.20	X	WR21-2829X	40	933/15	6				
C3.30	A	2E22-C001	HPCS PUMP						
C3.30	A	2E21-C001	LPCS PUMP						
C3.30	A	2E12-C002A	RHR PUMP						
C3.30	A	2E12-C002B	RHR PUMP						
C3.30	A	2E12-C002C	RHR PUMP						

NO.	COMPONENT I.D. NO.	COMP. FIG.	ITEM NO.	WELD TYPE	NOM. PIPE SIZE	NOM. THK.	MATL. SPEC.	DWG. NO.	EXAM TYPE	PROC. NO.	CAL. STD. NO.	NOTES
1	IHP-2010-03	F-P	C5.11	MF-2	24	.250	141	IHP-2010	N/A	N/A	N/A	INCLUDED IN POPULATION BUT NOT EXAMINED DUE TO WALL THICK. < 3/8"
2	IHP-2010-03LD	LS	C5.12	MF-2	24	.250	141	IHP-2010	N/A	N/A	N/A	INCLUDED IN POPULATION BUT NOT EXAMINED DUE TO WALL THICK. < 3/8"
3	IHP-2010-05	P-V	C5.11	MF-2	24	.250	141	IHP-2010	N/A	N/A	N/A	INCLUDED IN POPULATION BUT NOT EXAMINED DUE TO WALL THICK. < 3/8"
4	IHP-2010-05LU	LS	C5.12	MF-2	24	.250	141	IHP-2010	N/A	N/A	N/A	INCLUDED IN POPULATION BUT NOT EXAMINED DUE TO WALL THICK. < 3/8"
5	IHP-2010-06	V-E	C5.11	MF-2	24	.250	141	IHP-2010	N/A	N/A	N/A	INCLUDED IN POPULATION BUT NOT EXAMINED DUE TO WALL THICK. < 3/8"
6	IHP-2010-06ALD	IALS	C5.12	MF-2	24	.250	141	IHP-2010	N/A	N/A	N/A	INCLUDED IN POPULATION BUT NOT EXAMINED DUE TO WALL THICK. < 3/8"
7	IHP-2010-06BLD	OALS	C5.12	MF-2	24	.250	141	IHP-2010	N/A	N/A	N/A	INCLUDED IN POPULATION BUT NOT EXAMINED DUE TO WALL THICK. < 3/8"
8	IHP-2010-07	E-P	C5.11	MF-2	24	.250	141	IHP-2010	N/A	N/A	N/A	INCLUDED IN POPULATION BUT NOT EXAMINED DUE TO WALL THICK. < 3/8"
9	IHP-2010-07ALU	IALS	C5.12	MF-2	24	.250	141	IHP-2010	N/A	N/A	N/A	INCLUDED IN POPULATION BUT NOT EXAMINED DUE TO WALL THICK. < 3/8"
10	IHP-2010-07BLU	OALS	C5.12	MF-2	24	.250	141	IHP-2010	N/A	N/A	N/A	INCLUDED IN POPULATION BUT NOT EXAMINED DUE TO WALL THICK. < 3/8"

NO.	COMPONENT I.D. NO.	COMP. FIG.	ITEM NO.	WELD TYPE	NOM. PIPE SIZE	NOM. THK.	MATL. SPEC.	DWG. NO.	EXAM TYPE	PROC. NO.	CAL. STD. NO.	NOTES
11	IHP-2010-07LD	LS	C5.12	MF-2	24	.250	141	IHP-2010	N/A	N/A	N/A	INCLUDED IN POPULATION BUT NOT EXAMINED DUE TO WALL THICK. < 3/8"
12	IHP-2010-08	LS	C5.12	MF-2	24	.250	141	IHP-2010	N/A	N/A	N/A	INCLUDED IN POPULATION BUT NOT EXAMINED DUE TO WALL THICK. < 3/8"
13	IHP-2011-01	P-E	C5.11	MF-2	24	.250	141	IHP-2011	N/A	N/A	N/A	INCLUDED IN POPULATION BUT NOT EXAMINED DUE TO WALL THICK. < 3/8"
14	IHP-2011-01ALD	IALS	C5.12	MF-2	24	.250	141	IHP-2011	N/A	N/A	N/A	INCLUDED IN POPULATION BUT NOT EXAMINED DUE TO WALL THICK. < 3/8"
15	IHP-2011-01BLD	OALS	C5.12	MF-2	24	.250	141	IHP-2011	N/A	N/A	N/A	INCLUDED IN POPULATION BUT NOT EXAMINED DUE TO WALL THICK. < 3/8"
16	IHP-2011-02	E-P	C5.11	MF-2	24	.250	141	IHP-2011	N/A	N/A	N/A	INCLUDED IN POPULATION BUT NOT EXAMINED DUE TO WALL THICK. < 3/8"
17	IHP-2011-02ALU	IALS	C5.12	MF-2	24	.250	141	IHP-2011	N/A	N/A	N/A	
18	IHP-2011-02BLU	OALS	C5.12	MF-2	24	.250	141	IHP-2011	N/A	N/A	N/A	
19	IHP-2011-02LD	LS	C5.12	MF-2	24	.250	141	IHP-2011	N/A	N/A	N/A	INCLUDED IN POPULATION BUT NOT EXAMINED DUE TO WALL THICK. < 3/8"
20	IHP-2011-03	P-P	C5.11	MF-2	24	.250	141	IHP-2011	N/A	N/A	N/A	INCLUDED IN POPULATION BUT NOT EXAMINED DUE TO WALL THICK. < 3/8"

NO.	COMPONENT I.D. NO.	COMP. FIG.	ITEM NO.	WELD TYPE	NOM. PIPE SIZE	NOM. THK.	MATL. SPEC.	DWG. NO.	EXAM TYPE	PROC. NO.	CAL. STD. NO.	NOTES
21	IHP-2011-03LD	LS	C5.12	MF-2	24	.250	141	IHP-2011	N/A	N/A	N/A	INCLUDED IN POPULATION BUT NOT EXAMINED DUE TO WALL THICK. < 3/8"
22	IHP-2011-03LU	LS	C5.12	MF-2	24	.250	141	IHP-2011	N/A	N/A	N/A	INCLUDED IN POPULATION BUT NOT EXAMINED DUE TO WALL THICK. < 3/8"
23	IHP-2011-04	PP	C5.11	MF-2	24	.250	141	IHP-2011	N/A	N/A	N/A	INCLUDED IN POPULATION BUT NOT EXAMINED DUE TO WALL THICK. < 3/8"
24	IHP-2011-04LD	LS	C5.12	MF-2	24	.250	141	IHP-2011	N/A	N/A	N/A	INCLUDED IN POPULATION BUT NOT EXAMINED DUE TO WALL THICK. < 3/8"
25	IHP-2011-04LU	LS	C5.12	MF-2	24	.250	141	IHP-2011	N/A	N/A	N/A	INCLUDED IN POPULATION BUT NOT EXAMINED DUE TO WALL THICK. < 3/8"
26	IHP-2011-05	PP	C5.11	MF-2	24	.250	141	IHP-2011	N/A	N/A	N/A	INCLUDED IN POPULATION BUT NOT EXAMINED DUE TO WALL THICK. < 3/8"
27	IHP-2011-05LD	LS	C5.12	MF-2	24	.250	141	IHP-2011	N/A	N/A	N/A	INCLUDED IN POPULATION BUT NOT EXAMINED DUE TO WALL THICK. < 3/8"
28	IHP-2011-05LU	LS	C5.12	MF-2	24	.250	141	IHP-2011	N/A	N/A	N/A	INCLUDED IN POPULATION BUT NOT EXAMINED DUE TO WALL THICK. < 3/8"
29	IHP-2011-06	PP	C5.11	MF-2	24	.250	141	IHP-2011	N/A	N/A	N/A	INCLUDED IN POPULATION BUT NOT EXAMINED DUE TO WALL THICK. < 3/8"
30	IHP-2011-06LD	LS	C5.12	MF-2	24	.250	141	IHP-2011	N/A	N/A	N/A	INCLUDED IN POPULATION BUT NOT EXAMINED DUE TO WALL THICK. < 3/8"

NO.	COMPONENT I.D. NO.	COMP. FIG.	ITEM NO.	WELD TYPE	NOM. PIPE SIZE	NOM. THK.	MATL. SPEC.	DWG. NO.	EXAM TYPE	PROC. NO.	CAL. STD. NO.	NOTES
31	IHP-2011-06LU	LS	C5.12	MF-2	24	.250	141	IHP-2011	N/A	N/A	N/A	INCLUDED IN POPULATION BUT NOT EXAMINED DUE TO WALL THICK. < 3/8"
32	IHP-2011-07	P-E	C5.11	MF-2	24	.250	141	IHP-2011	N/A	N/A	N/A	INCLUDED IN POPULATION BUT NOT EXAMINED DUE TO WALL THICK. < 3/8"
33	IHP-2011-07ALD	IALS	C5.12	MF-2	24	.250	141	IHP-2011	N/A	N/A	N/A	INCLUDED IN POPULATION BUT NOT EXAMINED DUE TO WALL THICK. < 3/8"
34	IHP-2011-07BLD	OALS	C5.12	MF-2	24	.250	141	IHP-2011	N/A	N/A	N/A	INCLUDED IN POPULATION BUT NOT EXAMINED DUE TO WALL THICK. < 3/8"
35	IHP-2011-07LU	LS	C5.12	MF-2	24	.250	141	IHP-2011	N/A	N/A	N/A	INCLUDED IN POPULATION BUT NOT EXAMINED DUE TO WALL THICK. < 3/8"
36	IHP-2011-08	E-P	C5.11	MF-2	24	.250	141	IHP-2011	N/A	N/A	N/A	INCLUDED IN POPULATION BUT NOT EXAMINED DUE TO WALL THICK. < 3/8"
37	IHP-2011-08ALU	IALS	C5.12	MF-2	24	.250	141	IHP-2011	N/A	N/A	N/A	INCLUDED IN POPULATION BUT NOT EXAMINED DUE TO WALL THICK. < 3/8"
38	IHP-2011-08BLU	OALS	C5.12	MF-2	24	.250	141	IHP-2011	N/A	N/A	N/A	INCLUDED IN POPULATION BUT NOT EXAMINED DUE TO WALL THICK. < 3/8"
39	IHP-2011-08LD	LS	C5.12	MF-2	24	.250	141	IHP-2011	N/A	N/A	N/A	INCLUDED IN POPULATION BUT NOT EXAMINED DUE TO WALL THICK. < 3/8"
40	IHP-2011-09	PP	C5.11	MF-2	24	.250	141	IHP-2011	N/A	N/A	N/A	INCLUDED IN POPULATION BUT NOT EXAMINED DUE TO WALL THICK. < 3/8"

NO.	COMPONENT I.D. NO.	COMP. FIG.	ITEM NO.	WELD TYPE	NOM. PIPE SIZE	NOM. THK.	MATL. SPEC.	DWG. NO.	EXAM TYPE	PROC. NO.	CAL. STD. NO.	NOTES
41	IHP-2011-09LD	LS	C5.12	MF-2	24	.250	141	IHP-2011	N/A	N/A	N/A	INCLUDED IN POPULATION BUT NOT EXAMINED DUE TO WALL THICK. < 3/8"
42	IHP-2011-09LU	LS	C5.12	MF-2	24	.250	141	IHP-2011	N/A	N/A	N/A	INCLUDED IN POPULATION BUT NOT EXAMINED DUE TO WALL THICK. < 3/8"
43	IHP-2011-10	PP	C5.11	MF-2	24	.250	141	IHP-2011	N/A	N/A	N/A	INCLUDED IN POPULATION BUT NOT EXAMINED DUE TO WALL THICK. < 3/8"
44	IHP-2011-10LD	LS	C5.12	MF-2	24	.250	141	IHP-2011	N/A	N/A	N/A	INCLUDED IN POPULATION BUT NOT EXAMINED DUE TO WALL THICK. < 3/8"
45	IHP-2011-10LU	LS	C5.12	MF-2	24	.250	141	IHP-2011	N/A	N/A	N/A	INCLUDED IN POPULATION BUT NOT EXAMINED DUE TO WALL THICK. < 3/8"
46	IHP-2011-11	PP	C5.11	MF-2	24	.250	141	IHP-2011	N/A	N/A	N/A	INCLUDED IN POPULATION BUT NOT EXAMINED DUE TO WALL THICK. < 3/8"
47	IHP-2011-11LD	LS	C5.12	MF-2	24	.250	141	IHP-2011	N/A	N/A	N/A	INCLUDED IN POPULATION BUT NOT EXAMINED DUE TO WALL THICK. < 3/8"
48	IHP-2011-11LU	LS	C5.12	MF-2	24	.250	141	IHP-2011	N/A	N/A	N/A	INCLUDED IN POPULATION BUT NOT EXAMINED DUE TO WALL THICK. < 3/8"
49	IHP-2011-12	PP	C5.11	MF-2	24	.250	141	IHP-2011	N/A	N/A	N/A	INCLUDED IN POPULATION BUT NOT EXAMINED DUE TO WALL THICK. < 3/8"
50	IHP-2011-12LD	LS	C5.12	MF-2	24	.250	141	IHP-2011	N/A	N/A	N/A	INCLUDED IN POPULATION BUT NOT EXAMINED DUE TO WALL THICK. < 3/8"

NO.	COMPONENT I.D. NO.	COMP. FIG.	ITEM NO.	WELD TYPE	NOM. PIPE SIZE	NOM. THK.	MATL. SPEC.	DWG. NO.	EXAM TYPE	PROC. NO.	CAL. STD. NO.	NOTES
51	IHP-2011-12LU	LS	C5.12	MF-2	24	.250	141	IHP-2011	N/A	N/A	N/A	INCLUDED IN POPULATION BUT NOT EXAMINED DUE TO WALL THICK. < 3/8"
52	IHP-2011-13	LS	C5.12	MF-2	24	.250	141	IHP-2011	N/A	N/A	N/A	INCLUDED IN POPULATION BUT NOT EXAMINED DUE TO WALL THICK. < 3/8"
53	IHP-2012-01	PP	C5.11	MF-2	24	0.25	141	IHP-2012	N/A	N/A	N/A	INCLUDED IN POPULATION BUT NOT EXAMINED DUE TO WALL THICK. < 3/8"
54	IHP-2012-01LD	LS	C5.12	MF-2	24	0.25	141	IHP-2012	N/A	N/A	N/A	INCLUDED IN POPULATION BUT NOT EXAMINED DUE TO WALL THICK. < 3/8"
55	IHP-2012-02	PP	C5.11	MF-2	24	0.25	141	IHP-2012	N/A	N/A	N/A	INCLUDED IN POPULATION BUT NOT EXAMINED DUE TO WALL THICK. < 3/8"
56	IHP-2012-02LD	LS	C5.12	MF-2	24	0.25	141	IHP-2012	N/A	N/A	N/A	INCLUDED IN POPULATION BUT NOT EXAMINED DUE TO WALL THICK. < 3/8"
57	IHP-2012-02LU	LS	C5.12	MF-2	24	0.25	141	IHP-2012	N/A	N/A	N/A	INCLUDED IN POPULATION BUT NOT EXAMINED DUE TO WALL THICK. < 3/8"
58	IHP-2012-03	P-E	C5.11	MF-2	24	.250	141	IHP-2012	N/A	N/A	N/A	INCLUDED IN POPULATION BUT NOT EXAMINED DUE TO WALL THICK. < 3/8"
59	IHP-2012-03ALD	IALS	C5.12	MF-2	24	.250	141	IHP-2011	N/A	N/A	N/A	INCLUDED IN POPULATION BUT NOT EXAMINED DUE TO WALL THICK. < 3/8"
60	IHP-2012-03BLD	OALS	C5.12	MF-2	24	.250	141	IHP-2011	N/A	N/A	N/A	INCLUDED IN POPULATION BUT NOT EXAMINED DUE TO WALL THICK. < 3/8"

NO.	COMPONENT I.D. NO.	COMP. FIG.	ITEM NO.	WELD TYPE	NOM. PIPE SIZE	NOM. THK.	MATL. SPEC.	DWG. NO.	EXAM TYPE	PROC. NO.	CAL. STD. NO.	NOTES
61	IHP-2012-03LU	LS	C5.12	MF-2	24	.250	141	IHP-2012	N/A	N/A	N/A	INCLUDED IN POPULATION BUT NOT EXAMINED DUE TO WALL THICK. < 3/8"
62	IHP-2012-04	E-P	C5.11	MF-2	24	.250	141	IHP-2012	N/A	N/A	N/A	INCLUDED IN POPULATION BUT NOT EXAMINED DUE TO WALL THICK. < 3/8"
63	IHP-2012-04ALU	IALS	C5.12	MF-2	24	.250	141	IHP-2012	N/A	N/A	N/A	INCLUDED IN POPULATION BUT NOT EXAMINED DUE TO WALL THICK. < 3/8"
64	IHP-2012-04BLU	OALS	C5.12	MF-2	24	.250	141	IHP-2012	N/A	N/A	N/A	INCLUDED IN POPULATION BUT NOT EXAMINED DUE TO WALL THICK. < 3/8"
65	IHP-2012-04LD	LS	C5.12	MF-2	24	.250	141	IHP-2012	N/A	N/A	N/A	INCLUDED IN POPULATION BUT NOT EXAMINED DUE TO WALL THICK. < 3/8"
66	IHP-2012-05	PP	C5.11	MF-2	24	0.25	141	IHP-2012	N/A	N/A	N/A	INCLUDED IN POPULATION BUT NOT EXAMINED DUE TO WALL THICK. < 3/8"
67	IHP-2012-05LD	LS	C5.12	MF-2	24	0.25	141	IHP-2012	N/A	N/A	N/A	INCLUDED IN POPULATION BUT NOT EXAMINED DUE TO WALL THICK. < 3/8"
68	IHP-2012-05LU	LS	C5.12	MF-2	24	0.25	141	IHP-2012	N/A	N/A	N/A	INCLUDED IN POPULATION BUT NOT EXAMINED DUE TO WALL THICK. < 3/8"
69	IHP-2012-08	PP	C5.11	MF-2	24	0.25	141	IHP-2012	N/A	N/A	N/A	INCLUDED IN POPULATION BUT NOT EXAMINED DUE TO WALL THICK. < 3/8"
70	IHP-2012-08LD	LS	C5.12	MF-2	24	0.25	141	IHP-2012	N/A	N/A	N/A	INCLUDED IN POPULATION BUT NOT EXAMINED DUE TO WALL THICK. < 3/8"

NO.	COMPONENT I.D. NO.	COMP. FIG.	ITEM NO.	WELD TYPE	NOM. PIPE SIZE	NOM. THK.	MATL. SPEC.	DWG. NO.	EXAM TYPE	PROC. NO.	CAL. STD. NO.	NOTES
71	IHP-2012-08LU	LS	C5.12	MF-2	24	0.25	141	IHP-2012	N/A	N/A	N/A	INCLUDED IN POPULATION BUT NOT EXAMINED DUE TO WALL THICK. < 3/8"
72	IHP-2012-09	PP	C5.11	MF-2	24	0.25	141	IHP-2012	N/A	N/A	N/A	INCLUDED IN POPULATION BUT NOT EXAMINED DUE TO WALL THICK. < 3/8"
73	IHP-2012-09LD	LS	C5.12	MF-2	24	0.25	141	IHP-2012	N/A	N/A	N/A	INCLUDED IN POPULATION BUT NOT EXAMINED DUE TO WALL THICK. < 3/8"
74	IHP-2012-09LU	LS	C5.12	MF-2	24	0.25	141	IHP-2012	N/A	N/A	N/A	INCLUDED IN POPULATION BUT NOT EXAMINED DUE TO WALL THICK. < 3/8"
75	IHP-2012-10	PP	C5.11	MF-2	24	0.25	141	IHP-2012	N/A	N/A	N/A	INCLUDED IN POPULATION BUT NOT EXAMINED DUE TO WALL THICK. < 3/8"
76	IHP-2012-10LD	LS	C5.12	MF-2	24	0.25	141	IHP-2012	N/A	N/A	N/A	INCLUDED IN POPULATION BUT NOT EXAMINED DUE TO WALL THICK. < 3/8"
77	IHP-2012-10LU	LS	C5.12	MF-2	24	0.25	141	IHP-2012	N/A	N/A	N/A	INCLUDED IN POPULATION BUT NOT EXAMINED DUE TO WALL THICK. < 3/8"
78	IHP-2012-11	PP	C5.11	MF-2	24	0.25	141	IHP-2012	N/A	N/A	N/A	INCLUDED IN POPULATION BUT NOT EXAMINED DUE TO WALL THICK. < 3/8"
79	IHP-2012-11LD	LS	C5.12	MF-2	24	0.25	141	IHP-2012	N/A	N/A	N/A	INCLUDED IN POPULATION BUT NOT EXAMINED DUE TO WALL THICK. < 3/8"
80	IHP-2012-11LU	LS	C5.12	MF-2	24	0.25	141	IHP-2012	N/A	N/A	N/A	INCLUDED IN POPULATION BUT NOT EXAMINED DUE TO WALL THICK. < 3/8"

NO.	COMPONENT I.D. NO.	COMP. FIG.	ITEM NO.	WELD TYPE	NOM. PIPE SIZE	NOM. THK.	MATL. SPEC.	DRG. NO.	EXAM TYPE	PROC. NO.	CAL. STD. NO.	NOTES
81	IHP-2012-12	PP	C5.11	MF-2	24	0.25	141	IHP-2012	N/A	N/A	N/A	INCLUDED IN POPULATION BUT NOT EXAMINED DUE TO WALL THICK. < 3/8"
82	IHP-2012-12LD	LS	C5.12	MF-2	24	0.25	141	IHP-2012	N/A	N/A	N/A	INCLUDED IN POPULATION BUT NOT EXAMINED DUE TO WALL THICK. < 3/8"
83	IHP-2012-12LU	LS	C5.12	MF-2	24	0.25	141	IHP-2012	N/A	N/A	N/A	INCLUDED IN POPULATION BUT NOT EXAMINED DUE TO WALL THICK. < 3/8"
84	IHP-2012-13	PP	C5.11	MF-2	24	0.25	141	IHP-2012	N/A	N/A	N/A	INCLUDED IN POPULATION BUT NOT EXAMINED DUE TO WALL THICK. < 3/8"
85	IHP-2012-13LD	LS	C5.12	MF-2	24	0.25	141	IHP-2012	N/A	N/A	N/A	INCLUDED IN POPULATION BUT NOT EXAMINED DUE TO WALL THICK. < 3/8"
86	IHP-2012-13LU	LS	C5.12	MF-2	24	0.25	141	IHP-2012	N/A	N/A	N/A	INCLUDED IN POPULATION BUT NOT EXAMINED DUE TO WALL THICK. < 3/8"
87	IHP-2012-14	PP	C5.11	MF-2	24	0.25	141	IHP-2012	N/A	N/A	N/A	INCLUDED IN POPULATION BUT NOT EXAMINED DUE TO WALL THICK. < 3/8"
88	IHP-2012-14LD	LS	C5.12	MF-2	24	0.25	141	IHP-2012	N/A	N/A	N/A	INCLUDED IN POPULATION BUT NOT EXAMINED DUE TO WALL THICK. < 3/8"
89	IHP-2012-14LU	LS	C5.12	MF-2	24	0.25	141	IHP-2012	N/A	N/A	N/A	INCLUDED IN POPULATION BUT NOT EXAMINED DUE TO WALL THICK. < 3/8"
90	IHP-2012-15	PP	C5.11	MF-2	24	0.25	141	IHP-2012	N/A	N/A	N/A	INCLUDED IN POPULATION BUT NOT EXAMINED DUE TO WALL THICK. < 3/8"

NO.	COMPONENT I.D. NO.	COMP. FIG.	ITEM NO.	WELD TYPE	NOM. PIPE SIZE	NOM. THK.	MATL. SPEC.	DWG. NO.	EXAM TYPE	PROC. NO.	CAL. STD. NO.	NOTES
91	IHP-2012-15LD	LS	C5.12	MF-2	24	0.25	141	IHP-2012	N/A	N/A	N/A	INCLUDED IN POPULATION BUT NOT EXAMINED DUE TO WALL THICK. < 3/8"
92	IHP-2012-15LU	LS	C5.12	MF-2	24	0.25	141	IHP-2012	N/A	N/A	N/A	INCLUDED IN POPULATION BUT NOT EXAMINED DUE TO WALL THICK. < 3/8"
93	IHP-2012-16	LS	C5.12	MF-2	24	0.25	141	IHP-2012	N/A	N/A	N/A	INCLUDED IN POPULATION BUT NOT EXAMINED DUE TO WALL THICK. < 3/8"
94	IHP-2013-01	PP	C5.11	MF-2	24	0.25	141	IHP-2012	N/A	N/A	N/A	INCLUDED IN POPULATION BUT NOT EXAMINED DUE TO WALL THICK. < 3/8"
95	IHP-2013-01LD	LS	C5.12	MF-2	24	0.25	141	IHP-2012	N/A	N/A	N/A	INCLUDED IN POPULATION BUT NOT EXAMINED DUE TO WALL THICK. < 3/8"
96	IHP-2013-02	PP	C5.11	MF-2	24	0.25	141	IHP-2012	N/A	N/A	N/A	INCLUDED IN POPULATION BUT NOT EXAMINED DUE TO WALL THICK. < 3/8"
97	IHP-2013-02LD	LS	C5.12	MF-2	24	0.25	141	IHP-2012	N/A	N/A	N/A	INCLUDED IN POPULATION BUT NOT EXAMINED DUE TO WALL THICK. < 3/8"
98	IHP-2013-02LU	LS	C5.12	MF-2	24	0.25	141	IHP-2012	N/A	N/A	N/A	INCLUDED IN POPULATION BUT NOT EXAMINED DUE TO WALL THICK. < 3/8"
99	IHP-2013-03	PP	C5.11	MF-2	24	0.25	141	IHP-2012	N/A	N/A	N/A	INCLUDED IN POPULATION BUT NOT EXAMINED DUE TO WALL THICK. < 3/8"
100	IHP-2013-03LD	LS	C5.12	MF-2	24	0.25	141	IHP-2012	N/A	N/A	N/A	INCLUDED IN POPULATION BUT NOT EXAMINED DUE TO WALL THICK. < 3/8"

NO.	COMPONENT I.D. NO.	COMP. FIG.	ITEM NO.	WELD TYPE	NOM. PIPE SIZE	NOM. THK.	MATL. SPEC.	DWG. NO.	EXAM TYPE	PROC. NO.	CAL. STD. NO.	NOTES
101	IHP-2013-03LU	LS	C5.12	MF-2	24	0.25	141	IHP-2012	N/A	N/A	N/A	INCLUDED IN POPULATION BUT NOT EXAMINED DUE TO WALL THICK. < 3/8"
102	IHP-2013-04	PP	C5.11	MF-2	24	0.25	141	IHP-2012	N/A	N/A	N/A	INCLUDED IN POPULATION BUT NOT EXAMINED DUE TO WALL THICK. < 3/8"
103	IHP-2013-04LD	LS	C5.12	MF-2	24	0.25	141	IHP-2012	N/A	N/A	N/A	INCLUDED IN POPULATION BUT NOT EXAMINED DUE TO WALL THICK. < 3/8"
104	IHP-2013-04LU	LS	C5.12	MF-2	24	0.25	141	IHP-2012	N/A	N/A	N/A	INCLUDED IN POPULATION BUT NOT EXAMINED DUE TO WALL THICK. < 3/8"
105	IHP-2013-05	PP	C5.11	MF-2	24	0.25	141	IHP-2012	N/A	N/A	N/A	INCLUDED IN POPULATION BUT NOT EXAMINED DUE TO WALL THICK. < 3/8"
106	IHP-2013-05LD	LS	C5.12	MF-2	24	0.25	141	IHP-2012	N/A	N/A	N/A	INCLUDED IN POPULATION BUT NOT EXAMINED DUE TO WALL THICK. < 3/8"
107	IHP-2013-05LU	LS	C5.12	MF-2	24	0.25	141	IHP-2012	N/A	N/A	N/A	INCLUDED IN POPULATION BUT NOT EXAMINED DUE TO WALL THICK. < 3/8"
108	IHP-2013-06	PP	C5.11	MF-2	24	0.25	141	IHP-2012	N/A	N/A	N/A	INCLUDED IN POPULATION BUT NOT EXAMINED DUE TO WALL THICK. < 3/8"
109	IHP-2013-06LD	LS	C5.12	MF-2	24	0.25	141	IHP-2012	N/A	N/A	N/A	INCLUDED IN POPULATION BUT NOT EXAMINED DUE TO WALL THICK. < 3/8"
110	IHP-2013-06LU	LS	C5.12	MF-2	24	0.25	141	IHP-2012	N/A	N/A	N/A	INCLUDED IN POPULATION BUT NOT EXAMINED DUE TO WALL THICK. < 3/8"

NO.	COMPONENT I.D. NO.	COMP. FIG.	ITEM NO.	WELD TYPE	NOM. PIPE SIZE	NOM. THK.	MATL. SPEC.	DWG. NO.	EXAM TYPE	PROC. NO.	CAL. STD. NO.	NOTES
111	IHP-2013-07	PP	C5.11	MF-2	24	0.25	141	IHP-2012	N/A	N/A	N/A	INCLUDED IN POPULATION BUT NOT EXAMINED DUE TO WALL THICK. < 3/8"
112	IHP-2013-07LD	LS	C5.12	MF-2	24	0.25	141	IHP-2012	N/A	N/A	N/A	INCLUDED IN POPULATION BUT NOT EXAMINED DUE TO WALL THICK. < 3/8"
113	IHP-2013-07LU	LS	C5.12	MF-2	24	0.25	141	IHP-2012	N/A	N/A	N/A	INCLUDED IN POPULATION BUT NOT EXAMINED DUE TO WALL THICK. < 3/8"
114	IHP-2013-08	PP	C5.11	MF-2	24	0.25	141	IHP-2012	N/A	N/A	N/A	INCLUDED IN POPULATION BUT NOT EXAMINED DUE TO WALL THICK. < 3/8"
115	IHP-2013-08LD	LS	C5.12	MF-2	24	0.25	141	IHP-2012	N/A	N/A	N/A	INCLUDED IN POPULATION BUT NOT EXAMINED DUE TO WALL THICK. < 3/8"
116	IHP-2013-08LU	LS	C5.12	MF-2	24	0.25	141	IHP-2012	N/A	N/A	N/A	INCLUDED IN POPULATION BUT NOT EXAMINED DUE TO WALL THICK. < 3/8"
117	IHP-2013-09	P-E	C5.11	MF-2	24	.250	141	IHP-2013	N/A	N/A	N/A	INCLUDED IN POPULATION BUT NOT EXAMINED DUE TO WALL THICK. < 3/8"
118	IHP-2013-09ALD	IALS	C5.12	MF-2	24	.250	141	IHP-2013	N/A	N/A	N/A	INCLUDED IN POPULATION BUT NOT EXAMINED DUE TO WALL THICK. < 3/8"
119	IHP-2013-09BLD	OALS	C5.12	MF-2	24	.250	141	IHP-2013	N/A	N/A	N/A	INCLUDED IN POPULATION BUT NOT EXAMINED DUE TO WALL THICK. < 3/8"
120	IHP-2013-09LU	LS	C5.12	MF-2	24	.250	141	IHP-2013	N/A	N/A	N/A	INCLUDED IN POPULATION BUT NOT EXAMINED DUE TO WALL THICK. < 3/8"

NO.	COMPONENT I.D. NO.	COMP. FIG.	ITEM NO.	WELD TYPE	NOM. PIPE SIZE	NOM. THK.	MATL. SPEC.	DWG. NO.	EXAM TYPE	PROC. NO.	CAL. STD. NO.	NOTES
121	IHP-2013-10	E-P	C5.11	MF-2	24	.250	141	IHP-2013	N/A	N/A	N/A	INCLUDED IN POPULATION BUT NOT EXAMINED DUE TO WALL THICK. < 3/8"
122	IHP-2013-10ALU	IALS	C5.12	MF-2	24	.250	141	IHP-2012	N/A	N/A	N/A	INCLUDED IN POPULATION BUT NOT EXAMINED DUE TO WALL THICK. < 3/8"
123	IHP-2013-10BLU	OALS	C5.12	MF-2	24	.250	141	IHP-2012	N/A	N/A	N/A	INCLUDED IN POPULATION BUT NOT EXAMINED DUE TO WALL THICK. < 3/8"
124	IHP-2013-10LD	LS	C5.12	MF-2	24	.250	141	IHP-2013	N/A	N/A	N/A	INCLUDED IN POPULATION BUT NOT EXAMINED DUE TO WALL THICK. < 3/8"
125	IHP-2013-11	PP	C5.11	MF-2	24	0.25	141	IHP-2012	N/A	N/A	N/A	INCLUDED IN POPULATION BUT NOT EXAMINED DUE TO WALL THICK. < 3/8"
126	IHP-2013-11LD	LS	C5.12	MF-2	24	0.25	141	IHP-2012	N/A	N/A	N/A	INCLUDED IN POPULATION BUT NOT EXAMINED DUE TO WALL THICK. < 3/8"
127	IHP-2013-11LU	LS	C5.12	MF-2	24	0.25	141	IHP-2012	N/A	N/A	N/A	INCLUDED IN POPULATION BUT NOT EXAMINED DUE TO WALL THICK. < 3/8"
128	IHP-2013-12	PP	C5.11	MF-2	24	0.25	141	IHP-2012	N/A	N/A	N/A	INCLUDED IN POPULATION BUT NOT EXAMINED DUE TO WALL THICK. < 3/8"
129	IHP-2013-12LD	LS	C5.12	MF-2	24	0.25	141	IHP-2012	N/A	N/A	N/A	INCLUDED IN POPULATION BUT NOT EXAMINED DUE TO WALL THICK. < 3/8"
130	IHP-2013-12LU	LS	C5.12	MF-2	24	0.25	141	IHP-2012	N/A	N/A	N/A	INCLUDED IN POPULATION BUT NOT EXAMINED DUE TO WALL THICK. < 3/8"

NO.	COMPONENT I.D. NO.	COMP. FIG.	ITEM NO.	WELD TYPE	NOM. PIPE SIZE	NOM. THK.	MATL. SPEC.	DWG. NO.	EXAM TYPE	PROC. NO.	CAL. STD. NO.	NOTES
131	IHP-2013-13	PP	C5.11	MF-2	24	0.25	141	IHP-2012	N/A	N/A	N/A	INCLUDED IN POPULATION BUT NOT EXAMINED DUE TO WALL THICK. < 3/8"
132	IHP-2013-13LD	LS	C5.12	MF-2	24	0.25	141	IHP-2012	N/A	N/A	N/A	INCLUDED IN POPULATION BUT NOT EXAMINED DUE TO WALL THICK. < 3/8"
133	IHP-2013-13LU	LS	C5.12	MF-2	24	0.25	141	IHP-2012	N/A	N/A	N/A	INCLUDED IN POPULATION BUT NOT EXAMINED DUE TO WALL THICK. < 3/8"
134	IHP-2013-14	PP	C5.11	MF-2	24	0.25	141	IHP-2012	N/A	N/A	N/A	INCLUDED IN POPULATION BUT NOT EXAMINED DUE TO WALL THICK. < 3/8"
135	IHP-2013-14LD	LS	C5.12	MF-2	24	0.25	141	IHP-2012	N/A	N/A	N/A	INCLUDED IN POPULATION BUT NOT EXAMINED DUE TO WALL THICK. < 3/8"
136	IHP-2013-14LU	LS	C5.12	MF-2	24	0.25	141	IHP-2012	N/A	N/A	N/A	INCLUDED IN POPULATION BUT NOT EXAMINED DUE TO WALL THICK. < 3/8"
137	IHP-2013-15	PP	C5.11	MF-2	24	0.25	141	IHP-2012	N/A	N/A	N/A	INCLUDED IN POPULATION BUT NOT EXAMINED DUE TO WALL THICK. < 3/8"
138	IHP-2013-15LD	LS	C5.12	MF-2	24	0.25	141	IHP-2012	N/A	N/A	N/A	INCLUDED IN POPULATION BUT NOT EXAMINED DUE TO WALL THICK. < 3/8"
139	IHP-2013-15LU	LS	C5.12	MF-2	24	0.25	141	IHP-2012	N/A	N/A	N/A	INCLUDED IN POPULATION BUT NOT EXAMINED DUE TO WALL THICK. < 3/8"
140	IHP-2013-16	PP	C5.11	MF-2	24	0.25	141	IHP-2012	N/A	N/A	N/A	INCLUDED IN POPULATION BUT NOT EXAMINED DUE TO WALL THICK. < 3/8"

NO.	COMPONENT I.D. NO.	COMP. FIG.	ITEM NO.	WELD TYPE	NOM. PIPE SIZE	NOM. THK.	MATL. SPEC.	DWG. NO.	EXAM TYPE	PROC. NO.	CAL. STD. NO.	NOTES
141	IHP-2013-16LD	LS	C5.12	MF-2	24	0.25	141	IHP-2012	N/A	N/A	N/A	INCLUDED IN POPULATION BUT NOT EXAMINED DUE TO WALL THICK. < 3/8"
142	IHP-2013-16LU	LS	C5.12	MF-2	24	0.25	141	IHP-2012	N/A	N/A	N/A	INCLUDED IN POPULATION BUT NOT EXAMINED DUE TO WALL THICK. < 3/8"
143	IHP-2013-17	LS	C5.12	MF-2	24	.250	141	IHP-2013	N/A	N/A	N/A	INCLUDED IN POPULATION BUT NOT EXAMINED DUE TO WALL THICK. < 3/8"
144	IHP-2014-01	E-P	C5.11	MF-2	24	.250	141	IHP-2014	N/A	N/A	N/A	INCLUDED IN POPULATION BUT NOT EXAMINED DUE TO WALL THICK. < 3/8"
145	IHP-2014-01ALD	IALS	C5.12	MF-2	24	.250	141	IHP-2013	N/A	N/A	N/A	INCLUDED IN POPULATION BUT NOT EXAMINED DUE TO WALL THICK. < 3/8"
146	IHP-2014-01BLD	OALS	C5.12	MF-2	24	.250	141	IHP-2013	N/A	N/A	N/A	INCLUDED IN POPULATION BUT NOT EXAMINED DUE TO WALL THICK. < 3/8"
147	IHP-2014-02	P-E	C5.11	MF-2	24	.250	141	IHP-2014	N/A	N/A	N/A	INCLUDED IN POPULATION BUT NOT EXAMINED DUE TO WALL THICK. < 3/8"
148	IHP-2014-02ALU	IALS	C5.12	MF-2	24	.250	141	IHP-2013	N/A	N/A	N/A	INCLUDED IN POPULATION BUT NOT EXAMINED DUE TO WALL THICK. < 3/8"
149	IHP-2014-02BLU	OALS	C5.12	MF-2	24	.250	141	IHP-2013	N/A	N/A	N/A	INCLUDED IN POPULATION BUT NOT EXAMINED DUE TO WALL THICK. < 3/8"
150	IHP-2014-02LD	LS	C5.12	MF-2	24	.250	141	IHP-2014	N/A	N/A	N/A	INCLUDED IN POPULATION BUT NOT EXAMINED DUE TO WALL THICK. < 3/8"

NO.	COMPONENT I.D. NO.	COMP. FIG.	ITEM NO.	WELD TYPE	NOM. PIPE SIZE	NOM. THK.	MATL. SPEC.	DWG. NO.	EXAM TYPE	PROC. NO.	CAL. STD. NO.	NOTES
151	IHP-2014-03	PP	C5.11	MF-2	24	.250	141	IHP-2014	N/A	N/A	N/A	INCLUDED IN POPULATION BUT NOT EXAMINED DUE TO WALL THICK. < 3/8"
152	IHP-2014-03LD	LS	C5.12	MF-2	24	.250	141	IHP-2014	N/A	N/A	N/A	INCLUDED IN POPULATION BUT NOT EXAMINED DUE TO WALL THICK. < 3/8"
153	IHP-2014-03LU	LS	C5.12	MF-2	24	.250	141	IHP-2014	N/A	N/A	N/A	INCLUDED IN POPULATION BUT NOT EXAMINED DUE TO WALL THICK. < 3/8"
154	IHP-2014-04	PP	C5.11	MF-2	24	.250	141	IHP-2014	N/A	N/A	N/A	INCLUDED IN POPULATION BUT NOT EXAMINED DUE TO WALL THICK. < 3/8"
155	IHP-2014-04LD	LS	C5.12	MF-2	24	.250	141	IHP-2014	N/A	N/A	N/A	INCLUDED IN POPULATION BUT NOT EXAMINED DUE TO WALL THICK. < 3/8"
156	IHP-2014-04LU	LS	C5.12	MF-2	24	.250	141	IHP-2014	N/A	N/A	N/A	INCLUDED IN POPULATION BUT NOT EXAMINED DUE TO WALL THICK. < 3/8"
157	IHP-2014-05	PP	C5.11	MF-2	24	.250	141	IHP-2014	N/A	N/A	N/A	INCLUDED IN POPULATION BUT NOT EXAMINED DUE TO WALL THICK. < 3/8"
158	IHP-2014-05LD	LS	C5.12	MF-2	24	.250	141	IHP-2014	N/A	N/A	N/A	INCLUDED IN POPULATION BUT NOT EXAMINED DUE TO WALL THICK. < 3/8"
159	IHP-2014-05LU	LS	C5.12	MF-2	24	.250	141	IHP-2014	N/A	N/A	N/A	INCLUDED IN POPULATION BUT NOT EXAMINED DUE TO WALL THICK. < 3/8"
160	IHP-2014-06	PP	C5.11	MF-2	24	.250	141	IHP-2014	N/A	N/A	N/A	INCLUDED IN POPULATION BUT NOT EXAMINED DUE TO WALL THICK. < 3/8"

NO.	COMPONENT I.D. NO.	COMP. FIG.	ITEM NO.	WELD TYPE	NOM. PIPE SIZE	NOM. THK.	MATL. SPEC.	DWG. NO.	EXAM TYPE	PROC. NO.	CAL. STD. NO.	NOTES
161	IHP-2014-06LD	LS	C5.12	MF-2	24	.250	141	IHP-2014	N/A	N/A	N/A	INCLUDED IN POPULATION BUT NOT EXAMINED DUE TO WALL THICK. < 3/8"
162	IHP-2014-06LU	LS	C5.12	MF-2	24	.250	141	IHP-2014	N/A	N/A	N/A	INCLUDED IN POPULATION BUT NOT EXAMINED DUE TO WALL THICK. < 3/8"
163	IHP-2014-07	PP	C5.11	MF-2	24	.250	141	IHP-2014	N/A	N/A	N/A	INCLUDED IN POPULATION BUT NOT EXAMINED DUE TO WALL THICK. < 3/8"
164	IHP-2014-07LD	LS	C5.12	MF-2	24	.250	141	IHP-2014	N/A	N/A	N/A	INCLUDED IN POPULATION BUT NOT EXAMINED DUE TO WALL THICK. < 3/8"
165	IHP-2014-07LU	LS	C5.12	MF-2	24	.250	141	IHP-2014	N/A	N/A	N/A	INCLUDED IN POPULATION BUT NOT EXAMINED DUE TO WALL THICK. < 3/8"
166	IHP-2014-08	PP	C5.11	MF-2	24	.250	141	IHP-2014	N/A	N/A	N/A	INCLUDED IN POPULATION BUT NOT EXAMINED DUE TO WALL THICK. < 3/8"
167	IHP-2014-08LD	LS	C5.12	MF-2	24	.250	141	IHP-2014	N/A	N/A	N/A	INCLUDED IN POPULATION BUT NOT EXAMINED DUE TO WALL THICK. < 3/8"
168	IHP-2014-08LU	LS	C5.12	MF-2	24	.250	141	IHP-2014	N/A	N/A	N/A	INCLUDED IN POPULATION BUT NOT EXAMINED DUE TO WALL THICK. < 3/8"
169	IHP-2014-09	PP	C5.11	MF-2	24	.250	141	IHP-2014	N/A	N/A	N/A	INCLUDED IN POPULATION BUT NOT EXAMINED DUE TO WALL THICK. < 3/8"
170	IHP-2014-09LD	LS	C5.12	MF-2	24	.250	141	IHP-2014	N/A	N/A	N/A	INCLUDED IN POPULATION BUT NOT EXAMINED DUE TO WALL THICK. < 3/8"

NO.	COMPONENT I.D. NO.	COMP. FIG.	ITEM NO.	WELD TYPE	NOM. PIPE SIZE	NOM. THK.	MATL. SPEC.	DWG. NO.	EXAM TYPE	PROC. NO.	CAL. STD. NO.	NOTES
171	IHP-2014-09LU	LS	C5.12	MF-2	24	.250	141	IHP-2014	N/A	N/A	N/A	INCLUDED IN POPULATION BUT NOT EXAMINED DUE TO WALL THICK. < 3/8"
172	IHP-2014-11	F-P	C5.11	MF-2	24	.250	141	IHP-2014	N/A	N/A	N/A	INCLUDED IN POPULATION BUT NOT EXAMINED DUE TO WALL THICK. < 3/8"
173	IHP-2014-12	LS	C5.12	MF-2	24	.250	141	IHP-2014	N/A	N/A	N/A	INCLUDED IN POPULATION BUT NOT EXAMINED DUE TO WALL THICK. < 3/8"
174	IHP-2015-01	P-P	C5.11	MF-2	24	0.375	141/ 105LS	IHP-2015	PT UT-45 DEG.	NDT-D-2 NDT-C-2	1/24/03	DISSIMILAR METAL WELD
175	IRH-2033-09	E-P	C5.11	MF-2	20	0.375	307LS/ 340	IRH-2033	PT UT-45 DEG.	NDT-D-2 NDT-C-2	01-20-01	DISSIMILAR METAL WELD
176	IRH-2033-09LD	LS	C5.12	MF-2	20	0.375	340	IRH-2033	PT UT-45 DEG.	NDT-D-2 NDT-C-2	01-20-02	CR-15
177	IRH-2033-11	P-P	C5.11	MF-2	20	0.375	340	IRH-2033	PT UT-45 DEG.	NDT-D-2 NDT-C-2	01-20-02	
178	IRH-2033-11LD	LS	C5.12	MF-2	20	0.375	340	IRH-2033	PT UT-45 DEG.	NDT-D-2 NDT-C-2	01-20-02	CR-15
179	IRH-2033-11LU	LS	C5.12	MF-2	20	0.375	340	IRH-2033	PT UT-45 DEG.	NDT-D-2 NDT-C-2	01-20-02	CR-15
180	IRH-2033-12	P-P	C5.11	MF-2	20	0.375	340	IRH-2033	PT UT-45 DEG.	NDT-D-2 NDT-C-2	01-20-02	

NO.	COMPONENT I.D. NO.	COMP. FIG.	ITEM NO.	WELD TYPE	NOM. PIPE SIZE	NOM. THK.	MATL. SPEC.	DWG. NO.	EXAM TYPE	PROC. NO.	CAL. STD. NO.	NOTES
181	IRH-2033-12LD	LS	C5.12	MF-2	20	0.375	340	IRH-2033	PT UT-45 DEG.	NDT-D-2 NDT-C-2	01-20-02	CR-15
182	IRH-2033-12LU	LS	C5.12	MF-2	20	0.375	340	IRH-2033	PT UT-45 DEG.	NDT-D-2 NDT-C-2	01-20-02	CR-15
183	IRH-2033-14	P-P	C5.11	MF-2	20	0.375	340	IRH-2033	PT UT-45 DEG.	NDT-D-2 NDT-C-2	01-20-02	
184	IRH-2033-14LD	LS	C5.12	MF-2	20	0.375	340	IRH-2033	PT UT-45 DEG.	NDT-D-2 NDT-C-2	01-20-02	CR-15
185	IRH-2033-14LU	LS	C5.12	MF-2	20	0.375	340	IRH-2033	PT UT-45 DEG.	NDT-D-2 NDT-C-2	01-20-02	CR-15
186	IRH-2033-16	P-P	C5.11	MF-2	20	0.375	340	IRH-2033	PT UT-45 DEG.	NDT-D-2 NDT-C-2	01-20-02	
187	IRH-2033-16D	P-P	C5.11	MF-2	20	0.375	340	IRH-2033	PT UT-45 DEG.	NDT-D-2 NDT-C-2	01-20-02	
188	IRH-2033-16LD	LS	C5.12	MF-2	20	0.375	340	IRH-2033	PT UT-45 DEG.	NDT-D-2 NDT-C-2	01-20-02	CR-15
189	IRH-2033-16LU	LS	C5.12	MF-2	20	0.375	340	IRH-2033	PT UT-45 DEG.	NDT-D-2 NDT-C-2	01-20-02	CR-15
190	IRH-2033-18	P-E	C5.11	MF-2	20	0.375	340	IRH-2033	PT UT-45 DEG.	NDT-D-2 NDT-C-2	01-20-02	

NO.	COMPONENT I.D. NO.	COMP. FIG.	ITEM NO.	WELD TYPE	NOM. PIPE SIZE	NOM. THK.	MATL. SPEC.	DWG. NO.	EXAM TYPE	PROC. NO.	CAL. STD. NO.	NOTES
191	IRH-2033-18ALD	IALS	C5.12	MF-2	20	0.375	340	IRH-2033	PT UT-45 DEG.	NDT-D-2 NDT-C-2	01-20-02	CR-15
192	IRH-2033-18BLD	OALS	C5.12	MF-2	20	0.375	340	IRH-2033	PT UT-45 DEG.	NDT-D-2 NDT-C-2	01-20-02	CR-15
193	IRH-2033-18LU	LS	C5.12	MF-2	20	0.375	340	IRH-2033	PT UT-45 DEG.	NDT-D-2 NDT-C-2	01-20-02	CR-15
194	IRH-2033-19	E-P	C5.11	MF-2	20	0.375	340	IRH-2033	PT UT-45 DEG.	NDT-D-2 NDT-C-2	01-20-02	
195	IRH-2033-19ALU	IALS	C5.12	MF-2	20	0.375	340	IRH-2033	PT UT-45 DEG.	NDT-D-2 NDT-C-2	01-20-02	CR-15
196	IRH-2033-19BLU	OALS	C5.12	MF-2	20	0.375	340	IRH-2033	PT UT-45 DEG.	NDT-D-2 NDT-C-2	01-20-02	CR-15
197	IRH-2033-19LD	LS	C5.12	MF-2	20	0.375	340	IRH-2033	PT UT-45 DEG.	NDT-D-2 NDT-C-2	01-20-02	CR-15
198	IRH-2033-20	P-E	C5.11	MF-2	20	0.375	340	IRH-2033	PT UT-45 DEG.	NDT-D-2 NDT-C-2	01-20-02	
199	IRH-2033-20ALD	IALS	C5.12	MF-2	20	0.375	340	IRH-2033	PT UT-45 DEG.	NDT-D-2 NDT-C-2	01-20-02	CR-15
200	IRH-2033-20BLD	OALS	C5.12	MF-2	20	0.375	340	IRH-2033	PT UT-45 DEG.	NDT-D-2 NDT-C-2	01-20-02	CR-15

NO.	COMPONENT I.D. NO.	COMP. FIG.	ITEM NO.	WELD TYPE	NOM. PIPE SIZE	NOM. THK.	MATL. SPEC.	DWG. NO.	EXAM TYPE	PROC. NO.	CAL. STD. NO.	NOTES
201	IRH-2033-20LU	LS	C5.12	MF-2	20	0.375	340	IRH-2033	PT UT-45 DEG.	NDT-D-2 NDT-C-2	01-20-02	CR-15
202	IRH-2033-22	E-T	C5.11	MF-2	20	0.375	340	IRH-2033	PT UT-45 DEG.	NDT-D-2 NDT-C-2	01-20-02	
203	IRH-2033-22ALU	IALS	C5.12	MF-2	20	0.375	340	IRH-2033	PT UT-45 DEG.	NDT-D-2 NDT-C-2	01-20-02	CR-15
204	IRH-2033-22BLU	OALS	C5.12	MF-2	20	0.375	340	IRH-2033	PT UT-45 DEG.	NDT-D-2 NDT-C-2	01-20-02	CR-15
205	IRH-2033-23	T-R	C5.11	MF-2	20	0.375	340	IRH-2033	PT UT-45 DEG.	NDT-D-2 NDT-C-2	01-20-02	
206	IRH-2033-23A	LS	C5.12	MF-2	20	0.375	340	IRH-2033	PT UT-45 DEG.	NDT-D-2 NDT-C-2	01-20-02	CR-15
207	IRH-2033-23LD	LS	C5.12	MF-2	20	0.375	340	IRH-2033	PT UT-45 DEG.	NDT-D-2 NDT-C-2	01-20-02	CR-15
208	IRH-2033-23LU	LS	C5.12	MF-2	20	0.375	340	IRH-2033	PT UT-45 DEG.	NDT-D-2 NDT-C-2	01-20-02	CR-15
209	IRH-2033-24	T-P	C5.11	MF-2	20	0.375	340	IRH-2033	PT UT-45 DEG.	NDT-D-2 NDT-C-2	01-20-02	
210	IRH-2033-24A	P-P	C5.11	MF-2	20	0.375	340	IRH-2033	PT UT-45 DEG.	NDT-D-2 NDT-C-2	01-20-02	

NO.	COMPONENT I.D. NO.	COMP. FIG.	ITEM NO.	WELD TYPE	NOM. PIPE SIZE	NOM. THK.	MATL. SPEC.	DWG. NO.	EXAM TYPE	PROC. NO.	CAL. STD. NO.	NOTES
211	IRH-2033-24ALD	LS	C5.12	MF-2	20	0.375	340	IRH-2033	PT UT-45 DEG.	NDT-D-2 NDT-C-2	01-20-02	CR-15
212	IRH-2033-24ALU	LS	C5.12	MF-2	20	0.375	340	IRH-2033	PT UT-45 DEG.	NDT-D-2 NDT-C-2	01-20-02	CR-15
213	IRH-2033-24LD	LS	C5.12	MF-2	20	0.375	340	IRH-2033	PT UT-45 DEG.	NDT-D-2 NDT-C-2	01-20-02	CR-15
214	IRH-2033-24LU	LS	C5.12	MF-2	20	0.375	340	IRH-2033	PT UT-45 DEG.	NDT-D-2 NDT-C-2	01-20-02	CR-15
215	IRH-2033-27	P-E	C5.11	MF-2	20	0.375	340	IRH-2033	PT UT-45 DEG.	NDT-D-2 NDT-C-2	01-20-02	
216	IRH-2033-27ALD	LS	C5.12	MF-2	20	0.375	340	IRH-2033	PT UT-45 DEG.	NDT-D-2 NDT-C-2	01-20-02	CR-15
217	IRH-2033-27BLD	LS	C5.12	MF-2	20	0.375	340	IRH-2033	PT UT-45 DEG.	NDT-D-2 NDT-C-2	01-20-02	CR-15
218	IRH-2033-27LU	LS	C5.12	MF-2	20	0.375	340	IRH-2033	PT UT-45 DEG.	NDT-D-2 NDT-C-2	01-20-02	CR-15
219	IRH-2033-28	E-P	C5.11	MF-2	20	0.375	340	IRH-2033	PT UT-45 DEG.	NDT-D-2 NDT-C-2	01-20-02	
220	IRH-2033-30	P-P	C5.11	MF-2	20	0.375	340	IRH-2033	PT UT-45 DEG.	NDT-D-2 NDT-C-2	01-20-02	

NO.	COMPONENT I.D. NO.	COMP. FIG.	ITEM NO.	WELD TYPE	NOM. PIPE SIZE	NOM. THK.	MATL. SPEC.	DWG. NO.	EXAM TYPE	PROC. NO.	CAL. STD. NO.	NOTES
221	IRH-2033-30LD	LS	C5.12	MF-2	20	0.375	340	IRH-2033	PT UT-45 DEG.	NDT-D-2 NDT-C-2	01-20-02	CR-15
222	IRH-2033-30LU	LS	C5.12	MF-2	20	0.375	340	IRH-2033	PT UT-45 DEG.	NDT-D-2 NDT-C-2	01-20-02	CR-15
223	IRH-2033-31	E-P	C5.11	MF-2	20	0.375	340	IRH-2033	PT UT-45 DEG.	NDT-D-2 NDT-C-2	01-20-02	
224	IRH-2033-31ALD	LS	C5.12	MF-2	20	0.375	340	IRH-2033	PT UT-45 DEG.	NDT-D-2 NDT-C-2	01-20-02	CR-15
225	IRH-2033-31BLD	LS	C5.12	MF-2	20	0.375	340	IRH-2033	PT UT-45 DEG.	NDT-D-2 NDT-C-2	01-20-02	CR-15
226	IRH-2033-31LU	LS	C5.12	MF-2	20	0.375	340	IRH-2033	PT UT-45 DEG.	NDT-D-2 NDT-C-2	01-20-02	CR-15
227	IRH-2033-32	E-P	C5.11	MF-2	20	0.375	340	IRH-2033	PT UT-45 DEG.	NDT-D-2 NDT-C-2	01-20-02	
228	IRH-2033-32ALU	LS	C5.12	MF-2	20	0.375	340	IRH-2033	PT UT-45 DEG.	NDT-D-2 NDT-C-2	01-20-02	CR-15
229	IRH-2033-32BLU	LS	C5.12	MF-2	20	0.375	340	IRH-2033	PT UT-45 DEG.	NDT-D-2 NDT-C-2	01-20-02	CR-15
230	IRH-2033-32LD	LS	C5.12	MF-2	20	0.375	340	IRH-2033	PT UT-45 DEG.	NDT-D-2 NDT-C-2	01-20-02	CR-15

NO.	COMPONENT I.D. NO.	COMP. FIG.	ITEM NO.	WELD TYPE	NOM. PIPE SIZE	NOM. THK.	MATL. SPEC.	DWG. NO.	EXAM TYPE	PROC. NO.	CAL. STD. NO.	NOTES
231	IRH-2033-33	P-E	C5.11	MF-2	20	0.375	340	IRH-2033	PT UT-45 DEG.	NDT-D-2 NDT-C-2	01-20-02	
232	IRH-2033-33ALD	IALS	C5.12	MF-2	20	0.375	340	IRH-2033	PT UT-45 DEG.	NDT-D-2 NDT-C-2	01-20-02	CR-15
233	IRH-2033-33BLD	OALS	C5.12	MF-2	20	0.375	340	IRH-2033	PT UT-45 DEG.	NDT-D-2 NDT-C-2	01-20-02	CR-15
234	IRH-2033-33LU	LS	C5.12	MF-2	20	0.375	340	IRH-2033	PT UT-45 DEG.	NDT-D-2 NDT-C-2	01-20-02	CR-15
235	IRH-2033-34	E-P	C5.11	MF-2	20	0.375	340	IRH-2033	PT UT-45 DEG.	NDT-D-2 NDT-C-2	01-20-02	
236	IRH-2033-34ALU	IALS	C5.12	MF-2	20	0.375	340	IRH-2033	PT UT-45 DEG.	NDT-D-2 NDT-C-2	01-20-02	CR-15
237	IRH-2033-34BLU	OALS	C5.12	MF-2	20	0.375	340	IRH-2033	PT UT-45 DEG.	NDT-D-2 NDT-C-2	01-20-02	CR-15
238	IRH-2033-34LD	LS	C5.12	MF-2	20	0.375	340	IRH-2033	PT UT-45 DEG.	NDT-D-2 NDT-C-2	01-20-02	CR-15
239	IRH-2033-35	P-E	C5.11	MF-2	20	0.375	340	IRH-2033	PT UT-45 DEG.	NDT-D-2 NDT-C-2	01-20-02	
240	IRH-2033-35ALD	IALS	C5.12	MF-2	20	0.375	340	IRH-2033	PT UT-45 DEG.	NDT-D-2 NDT-C-2	01-20-02	CR-15

NO.	COMPONENT I.D. NO.	COMP. FIG.	ITEM NO.	WELD TYPE	NOM. PIPE SIZE	NOM. THK.	MATL. SPEC.	DWG. NO.	EXAM TYPE	PROC. NO.	CAL. STD. NO.	NOTES
241	IRH-2033-35BLD	OALS	C5.12	MF-2	20	0.375	340	IRH-2033	PT UT-45 DEG.	NDT-D-2 NDT-C-2	01-20-02	CR-15
242	IRH-2033-35LU	LS	C5.12	MF-2	20	0.375	340	IRH-2033	PT UT-45 DEG.	NDT-D-2 NDT-C-2	01-20-02	CR-15
243	IRH-2033-36	E-P	C5.11	MF-2	20	0.375	340	IRH-2033	PT UT-45 DEG.	NDT-D-2 NDT-C-2	01-20-02	
244	IRH-2033-36ALD	IALS	C5.12	MF-2	20	0.375	340	IRH-2033	PT UT-45 DEG.	NDT-D-2 NDT-C-2	01-20-02	CR-15
245	IRH-2033-36BLD	OALS	C5.12	MF-2	20	0.375	340	IRH-2033	PT UT-45 DEG.	NDT-D-2 NDT-C-2	01-20-02	CR-15
246	IRH-2033-36LD	LS	C5.12	MF-2	20	0.375	340	IRH-2033	PT UT-45 DEG.	NDT-D-2 NDT-C-2	01-20-02	CR-15
247	IRH-2033-47	P-E	C5.11	MF-2	20	0.375	340	IRH-2033	PT UT-45 DEG.	NDT-D-2 NDT-C-2	01-20-02	
248	IRH-2033-47ALD	IALS	C5.12	MF-2	20	0.375	340	IRH-2033	PT UT-45 DEG.	NDT-D-2 NDT-C-2	01-20-02	CR-15
249	IRH-2033-47BLD	OALS	C5.12	MF-2	20	0.375	340	IRH-2033	PT UT-45 DEG.	NDT-D-2 NDT-C-2	01-20-02	CR-15
250	IRH-2033-47LU	LS	C5.12	MF-2	20	0.375	340	IRH-2033	PT UT-45 DEG.	NDT-D-2 NDT-C-2	01-20-02	CR-15

NO.	COMPONENT I.D. NO.	COMP. FIG.	ITEM NO.	WELD TYPE	NOM. PIPE SIZE	NOM. THK.	MATL. SPEC.	DWG. NO.	EXAM TYPE	PROC. NO.	CAL. STD. NO.	NOTES
251	IRH-2033-49	E-P	C5.11	MF-2	20	0.375	340	IRH-2033	PT UT-45 DEG.	NDT-D-2 NDT-C-2	01-20-02	
252	IRH-2033-49ALU	IALS	C5.12	MF-2	20	0.375	340	IRH-2033	PT UT-45 DEG.	NDT-D-2 NDT-C-2	01-20-02	CR-15
253	IRH-2033-49BLU	OALS	C5.12	MF-2	20	0.375	340	IRH-2033	PT UT-45 DEG.	NDT-D-2 NDT-C-2	01-20-02	CR-15
254	IRH-2033-49LD	LS	C5.12	MF-2	20	0.375	340	IRH-2033	PT UT-45 DEG.	NDT-D-2 NDT-C-2	01-20-02	CR-15
255	IRH-2033-50	P-T	C5.11	MF-2	20	0.375	340	IRH-2033	PT UT-45 DEG.	NDT-D-2 NDT-C-2	01-20-02	
256	IRH-2033-50LD	LS	C5.12	MF-2	20	0.375	340	IRH-2033	PT UT-45 DEG.	NDT-D-2 NDT-C-2	01-20-02	CR-15
257	IRH-2033-52	T-R	C5.11	MF-2	20	0.375	340	IRH-2033	PT UT-45 DEG.	NDT-D-2 NDT-C-2	01-20-02	
258	IRH-2033-52LD	LS	C5.12	MF-2	20	0.375	340	IRH-2033	PT UT-45 DEG.	NDT-D-2 NDT-C-2	01-20-02	CR-15
259	IRH-2033-52LU	LS	C5.12	MF-2	20	0.375	340	IRH-2033	PT UT-45 DEG.	NDT-D-2 NDT-C-2	01-20-02	CR-15
260	IRH-2033-54	LS	C5.12	MF-2	20	0.375	340	IRH-2033	PT UT-45 DEG.	NDT-D-2 NDT-C-2	01-20-02	CR-15

NO.	COMPONENT I.D. NO.	COMP. FIG.	ITEM NO.	WELD TYPE	NOM. PIPE SIZE	NOM. THK.	MATL. SPEC.	DWG. NO.	EXAM TYPE	PROC. NO.	CAL. STD. NO.	NOTES
261	IRH-2034-01	R-P	C5.11	MF-2	18	0.375	340	IRH-2034	PT UT-45 DEG.	NDT-D-2 NDT-C-2	01-18-04	
262	IRH-2034-01LD	LS	C5.12	MF-2	18	0.375	340	IRH-2034	PT UT-45 DEG.	NDT-D-2 NDT-C-2	01-18-04	CR-15
263	IRH-2034-01LU	LS	C5.12	MF-2	18	0.375	340	IRH-2034	PT UT-45 DEG.	NDT-D-2 NDT-C-2	01-18-04	CR-15
264	IRH-2034-02	P-P	C5.11	MF-2	18	0.375	340	IRH-2034	PT UT-45 DEG.	NDT-D-2 NDT-C-2	01-18-04	
265	IRH-2034-02LD	LS	C5.12	MF-2	18	0.375	340	IRH-2034	PT UT-45 DEG.	NDT-D-2 NDT-C-2	01-18-04	CR-15
266	IRH-2034-02LU	LS	C5.12	MF-2	18	0.375	340	IRH-2034	PT UT-45 DEG.	NDT-D-2 NDT-C-2	01-18-04	CR-15
267	IRH-2034-04	P-E	C5.11	MF-2	18	0.375	340	IRH-2034	PT UT-45 DEG.	NDT-D-2 NDT-C-2	01-18-04	
268	IRH-2034-04ALD	IALS	C5.12	MF-2	18	0.375	340	IRH-2034	PT UT-45 DEG.	NDT-D-2 NDT-C-2	01-18-04	CR-15
269	IRH-2034-04BLD	OALS	C5.12	MF-2	18	0.375	340	IRH-2034	PT UT-45 DEG.	NDT-D-2 NDT-C-2	01-18-04	CR-15
270	IRH-2034-04LU	LS	C5.12	MF-2	18	0.375	340	IRH-2034	PT UT-45 DEG.	NDT-D-2 NDT-C-2	01-18-04	CR-15

NO.	COMPONENT I.D. NO.	COMP. FIG.	ITEM NO.	WELD TYPE	NOM. PIPE SIZE	NOM. THK.	MATL. SPEC.	DWG. NO.	EXAM TYPE	PROC. NO.	CAL. STD. NO.	NOTES
271	IRH-2034-05	E-P	C5.11	MF-2	18	0.375	340	IRH-2034	PT UT-45 DEG.	NDT-D-2 NDT-C-2	01-18-04	
272	IRH-2034-05ALU	IALS	C5.12	MF-2	18	0.375	340	IRH-2034	PT UT-45 DEG.	NDT-D-2 NDT-C-2	01-18-04	CR-15
273	IRH-2034-05BLU	OALS	C5.12	MF-2	18	0.375	340	IRH-2034	PT UT-45 DEG.	NDT-D-2 NDT-C-2	01-18-04	CR-15
274	IRH-2034-05LD	LS	C5.12	MF-2	18	0.375	340	IRH-2034	PT UT-45 DEG.	NDT-D-2 NDT-C-2	01-18-04	CR-15
275	IRH-2034-07	P-P	C5.11	MF-2	18	0.375	340	IRH-2034	PT UT-45 DEG.	NDT-D-2 NDT-C-2	01-18-04	
276	IRH-2034-07LD	LS	C5.12	MF-2	18	0.375	340	IRH-2034	PT UT-45 DEG.	NDT-D-2 NDT-C-2	01-18-04	CR-15
277	IRH-2034-07LU	LS	C5.12	MF-2	18	0.375	340	IRH-2034	PT UT-45 DEG.	NDT-D-2 NDT-C-2	01-18-04	CR-15
278	IRH-2034-10	P-P	C5.11	MF-2	18	0.375	340	IRH-2034	PT UT-45 DEG.	NDT-D-2 NDT-C-2	01-18-04	
279	IRH-2034-10LD	LS	C5.12	MF-2	18	0.375	340	IRH-2034	PT UT-45 DEG.	NDT-D-2 NDT-C-2	01-18-04	CR-15
280	IRH-2034-10LU	LS	C5.12	MF-2	18	0.375	340	IRH-2034	PT UT-45 DEG.	NDT-D-2 NDT-C-2	01-18-04	CR-15

NO.	COMPONENT I.D. NO.	COMP. FIG.	ITEM NO.	WELD TYPE	NOM. PIPE SIZE	NOM. THK.	MATL. SPEC.	DWG. NO.	EXAM TYPE	PROC. NO.	CAL. STD. NO.	NOTES
281	IRH-2034-11	P-P	C5.11	MF-2	18	0.375	340	IRH-2034	PT UT-45 DEG.	NDT-D-2 NDT-C-2	01-18-04	
282	IRH-2034-11LD	LS	C5.12	MF-2	18	0.375	340	IRH-2034	PT UT-45 DEG.	NDT-D-2 NDT-C-2	01-18-04	CR-15
283	IRH-2034-11LU	LS	C5.12	MF-2	18	0.375	340	IRH-2034	PT UT-45 DEG.	NDT-D-2 NDT-C-2	01-18-04	CR-15
284	IRH-2034-14	P-E	C5.11	MF-2	18	0.375	340	IRH-2034	PT UT-45 DEG.	NDT-D-2 NDT-C-2	01-18-04	
285	IRH-2034-14ALD	IALS	C5.12	MF-2	18	0.375	340	IRH-2034	PT UT-45 DEG.	NDT-D-2 NDT-C-2	01-18-04	CR-15
286	IRH-2034-14BLD	OALS	C5.12	MF-2	18	0.375	340	IRH-2034	PT UT-45 DEG.	NDT-D-2 NDT-C-2	01-18-04	CR-15
287	IRH-2034-14LU	LS	C5.12	MF-2	18	0.375	340	IRH-2034	PT UT-45 DEG.	NDT-D-2 NDT-C-2	01-18-04	CR-15
288	IRH-2034-15	E-P	C5.11	MF-2	18	0.375	340	IRH-2034	PT UT-45 DEG.	NDT-D-2 NDT-C-2	01-18-04	
289	IRH-2034-15ALU	IALS	C5.12	MF-2	18	0.375	340	IRH-2034	PT UT-45 DEG.	NDT-D-2 NDT-C-2	01-18-04	CR-15
290	IRH-2034-15BLU	OALS	C5.12	MF-2	18	0.375	340	IRH-2034	PT UT-45 DEG.	NDT-D-2 NDT-C-2	01-18-04	CR-15

NO.	COMPONENT I.D. NO.	COMP. FIG.	ITEM NO.	WELD TYPE	NOM. PIPE SIZE	NOM. THK.	MATL. SPEC.	DWG. NO.	EXAM TYPE	PROC. NO.	CAL. STD. NO.	NOTES
291	IRH-2034-15LD	LS	C5.12	MF-2	18	0.375	340	IRH-2034	PT UT-45 DEG.	NDT-D-2 NDT-C-2	01-18-04	CR-15
292	IRH-2034-24	P-P	C5.11	MF-2	18	0.375	340	IRH-2034	PT UT-45 DEG.	NDT-D-2 NDT-C-2	01-18-04	
293	IRH-2034-24LU	LS	C5.12	MF-2	18	0.375	340	IRH-2034	PT UT-45 DEG.	NDT-D-2 NDT-C-2	01-18-04	CR-15
294	IRH-2034-30	P-V	C5.11	MF-2	18	0.375	340/ 307LS	IRH-2034	PT UT-45 DEG.	NDT-D-2 NDT-C-2	01-18-04	DISSIMILAR METAL WELD
295	IRH-2046-01	R-P	C5.11	MF-2	18	0.375	340	IRH-2046	PT UT-45 DEG.	NDT-D-2 NDT-C-2	01-18-04	
296	IRH-2046-01LD	LS	C5.12	MF-2	18	0.375	340	IRH-2046	PT UT-45 DEG.	NDT-D-2 NDT-C-2	01-18-04	CR-15
297	IRH-2046-01LU	LS	C5.12	MF-2	18	0.375	340	IRH-2046	PT UT-45 DEG.	NDT-D-2 NDT-C-2	01-18-04	CR-15
298	IRH-2046-04	P-E	C5.11	MF-2	18	0.375	340	IRH-2046	PT UT-45 DEG.	NDT-D-2 NDT-C-2	01-18-04	
299	IRH-2046-04ALD	IALS	C5.12	MF-2	18	0.375	340	IRH-2046	PT UT-45 DEG.	NDT-D-2 NDT-C-2	01-18-04	CR-15
300	IRH-2046-04BLD	QALS	C5.12	MF-2	18	0.375	340	IRH-2046	PT UT-45 DEG.	NDT-D-2 NDT-C-2	01-18-04	CR-15

NO.	COMPONENT I.D. NO.	COMP. FIG.	ITEM NO.	WELD TYPE	NOM. PIPE SIZE	NOM. THK.	MATL. SPEC.	DWG. NO.	EXAM TYPE	PROC. NO.	CAL. STD. NO.	NOTES
301	IRH-2046-04LU	LS	C5.12	MF-2	18	0.375	340	IRH-2046	PT UT-45 DEG.	NDT-D-2 NDT-C-2	01-18-04	CR-15
302	IRH-2046-06	E-P	C5.11	MF-2	18	0.375	340	IRH-2046	PT UT-45 DEG.	NDT-D-2 NDT-C-2	01-18-04	
303	IRH-2046-06ALU	IALS	C5.12	MF-2	18	0.375	340	IRH-2046	PT UT-45 DEG.	NDT-D-2 NDT-C-2	01-18-04	CR-15
304	IRH-2046-06BLU	OALS	C5.12	MF-2	18	0.375	340	IRH-2046	PT UT-45 DEG.	NDT-D-2 NDT-C-2	01-18-04	CR-15
305	IRH-2046-06LD	LS	C5.12	MF-2	18	0.375	340	IRH-2046	PT UT-45 DEG.	NDT-D-2 NDT-C-2	01-18-04	CR-15
306	IRH-2046-09	P-E	C5.11	MF-2	18	0.375	340	IRH-2046	PT UT-45 DEG.	NDT-D-2 NDT-C-2	01-18-04	
307	IRH-2046-09ALD	IALS	C5.12	MF-2	18	0.375	340	IRH-2046	PT UT-45 DEG.	NDT-D-2 NDT-C-2	01-18-04	CR-15
308	IRH-2046-09BLD	OALS	C5.12	MF-2	18	0.375	340	IRH-2046	PT UT-45 DEG.	NDT-D-2 NDT-C-2	01-18-04	CR-15
309	IRH-2046-09LU	LS	C5.12	MF-2	18	0.375	340	IRH-2046	PT UT-45 DEG.	NDT-D-2 NDT-C-2	01-18-04	CR-15
310	IRH-2046-11	E-P	C5.11	MF-2	18	0.375	340	IRH-2046	PT UT-45 DEG.	NDT-D-2 NDT-C-2	01-18-04	

NO.	COMPONENT I.D. NO.	COMP. FIG.	ITEM NO.	WELD TYPE	NOM. PIPE SIZE	NOM. THK.	MATL. SPEC.	DWG. NO.	EXAM TYPE	PROC. NO.	CAL. STD. NO.	NOTES
311	IRH-2046-11ALU	IALS	C5.12	MF-2	18	0.375	340	IRH-2046	PT UT-45 DEG.	NDT-D-2 NDT-C-2	01-18-04	CR-15
312	IRH-2046-11BLU	OALS	C5.12	MF-2	18	0.375	340	IRH-2046	PT UT-45 DEG.	NDT-D-2 NDT-C-2	01-18-04	CR-15
313	IRH-2046-11LD	LS	C5.12	MF-2	18	0.375	340	IRH-2046	PT UT-45 DEG.	NDT-D-2 NDT-C-2	01-18-04	CR-15
314	IRH-2046-14	P-E	C5.11	MF-2	18	0.375	340	IRH-2046	PT UT-45 DEG.	NDT-D-2 NDT-C-2	01-18-04	
315	IRH-2046-14ALD	IALS	C5.12	MF-2	18	0.375	340	IRH-2046	PT UT-45 DEG.	NDT-D-2 NDT-C-2	01-18-04	CR-15
316	IRH-2046-14BLD	OALS	C5.12	MF-2	18	0.375	340	IRH-2046	PT UT-45 DEG.	NDT-D-2 NDT-C-2	01-18-04	CR-15
317	IRH-2046-14LU	LS	C5.12	MF-2	18	0.375	340	IRH-2046	PT UT-45 DEG.	NDT-D-2 NDT-C-2	01-18-04	CR-15
318	IRH-2046-15	E-P	C5.11	MF-2	18	0.375	340	IRH-2046	PT UT-45 DEG.	NDT-D-2 NDT-C-2	01-18-04	
319	IRH-2046-15ALU	IALS	C5.12	MF-2	18	0.375	340	IRH-2046	PT UT-45 DEG.	NDT-D-2 NDT-C-2	01-18-04	CR-15
320	IRH-2046-15BLU	OALS	C5.12	MF-2	18	0.375	340	IRH-2046	PT UT-45 DEG.	NDT-D-2 NDT-C-2	01-18-04	CR-15

NO.	COMPONENT I.D. NO.	COMP. FIG.	ITEM NO.	WELD TYPE	NOM. PIPE SIZE	NOM. THK.	MATL. SPEC.	DWG. NO.	EXAM TYPE	PROC. NO.	CAL. STD. NO.	NOTES
321	IRH-2046-15LD	LS	C5.12	MF-2	18	0.375	340	IRH-2046	PT UT-45 DEG.	NDT-D-2 NDT-C-2	01-18-04	CR-15
322	IRH-2046-16	P-E	C5.11	MF-2	18	0.375	340	IRH-2046	PT UT-45 DEG.	NDT-D-2 NDT-C-2	01-18-04	
323	IRH-2046-16ALD	IALS	C5.12	MF-2	18	0.375	340	IRH-2046	PT UT-45 DEG.	NDT-D-2 NDT-C-2	01-18-04	CR-15
324	IRH-2046-16BLD	OALS	C5.12	MF-2	18	0.375	340	IRH-2046	PT UT-45 DEG.	NDT-D-2 NDT-C-2	01-18-04	CR-15
325	IRH-2046-16LU	LS	C5.12	MF-2	18	0.375	340	IRH-2046	PT UT-45 DEG.	NDT-D-2 NDT-C-2	01-18-04	CR-15
326	IRH-2046-17	E-P	C5.11	MF-2	18	0.375	340	IRH-2046	PT UT-45 DEG.	NDT-D-2 NDT-C-2	01-18-04	
327	IRH-2046-17ALU	IALS	C5.12	MF-2	18	0.375	340	IRH-2046	PT UT-45 DEG.	NDT-D-2 NDT-C-2	01-18-04	CR-15
328	IRH-2046-17BLU	OALS	C5.12	MF-2	18	0.375	340	IRH-2046	PT UT-45 DEG.	NDT-D-2 NDT-C-2	01-18-04	CR-15
329	IRH-2046-19	P-V	C5.11	MF-2	18	0.375	340/ 307LS	IRH-2046	PT UT-45 DEG.	NDT-D-2 NDT-C-2	01-18-04	DISSIMILAR METAL WELD
330	IRH-2046-20	T-P	C5.11	MF-2	18	0.375	340	IRH-2046	PT UT-45 DEG.	NDT-D-2 NDT-C-2	01-18-04	

NO.	COMPONENT I.D. NO.	COMP. FIG.	ITEM NO.	WELD TYPE	NOM. PIPE SIZE	NOM. THK.	MATL. SPEC.	DWG. NO.	EXAM TYPE	PROC. NO.	CAL. STD. NO.	NOTES
331	IRH-2046-20LD	LS	C5.12	MF-2	18	0.375	340	IRH-2046	PT UT-45 DEG.	NDT-D-2 NDT-C-2	01-18-04	CR-15
332	IRH-2046-23	P-E	C5.11	MF-2	18	0.375	340	IRH-2046	PT UT-45 DEG.	NDT-D-2 NDT-C-2	01-18-04	
333	IRH-2046-23ALD	IALS	C5.12	MF-2	18	0.375	340	IRH-2046	PT UT-45 DEG.	NDT-D-2 NDT-C-2	01-18-04	CR-15
334	IRH-2046-23BLD	OALS	C5.12	MF-2	18	0.375	340	IRH-2046	PT UT-45 DEG.	NDT-D-2 NDT-C-2	01-18-04	CR-15
335	IRH-2046-23LU	LS	C5.12	MF-2	18	0.375	340	IRH-2046	PT UT-45 DEG.	NDT-D-2 NDT-C-2	01-18-04	CR-15
336	IRH-2046-24	E-P	C5.11	MF-2	18	0.375	340	IRH-2046	PT UT-45 DEG.	NDT-D-2 NDT-C-2	01-18-04	
337	IRH-2046-24ALU	IALS	C5.12	MF-2	18	0.375	340	IRH-2046	PT UT-45 DEG.	NDT-D-2 NDT-C-2	01-18-04	CR-15
338	IRH-2046-24BLU	OALS	C5.12	MF-2	18	0.375	340	IRH-2046	PT UT-45 DEG.	NDT-D-2 NDT-C-2	01-18-04	CR-15
339	IRH-2046-24LD	LS	C5.12	MF-2	18	0.375	340	IRH-2046	PT UT-45 DEG.	NDT-D-2 NDT-C-2	01-18-04	CR-15
340	IRH-2046-35	P-P	C5.11	MF-2	18	0.375	340	IRH-2046	PT UT-45 DEG.	NDT-D-2 NDT-C-2	01-18-04	

NO.	COMPONENT I.D. NO.	COMP. FIG.	ITEM NO.	WELD TYPE	NOM. PIPE SIZE	NOM. THK.	MATL. SPEC.	DWG. NO.	EXAM TYPE	PROC. NO.	CAL. STD. NO.	NOTES
341	IRH-2046-36LU	LS	C5.12	MF-2	18	0.375	340	IRH-2046	PT UT-45 DEG.	NDT-D-2 NDT-C-2	01-18-04	CR-15
342	IRH-2046-39	P-V	C5.11	MF-2	18	0.375	340/ 307LS	IRH-2046	PT UT-45 DEG.	NDT-D-2 NDT-C-2	01-18-04	DISSIMILAR METAL WELD

COMMONWEALTH EDISON COMPANY
LaSalle County Nuclear Station Units 1 & 2

LaSalle County Station Unit 2
ASME Section XI Examination Category C-F-2

NO.	COMPONENT I.D. NO.	COMP. FIG.	ITEM NO.	WELD TYPE	NOM. PIPE SIZE	NOM. THK.	MATL. SPEC.	DWG. NO.	EXAM TYPE	PROC. NO.	CAL. STD. NO.	NOTES
1	IFW-2004-02	V-P	C5.51	MF-2	24	1.650 MW	1503LS	IFW-2004	PT UT-45 DEG.	NDT-D-2 NDT-C-2	01-24-05	
2	IFW-2004-02LD	LS	C5.52	MF-2	24	1.650 MW	1503LS	IFW-2004	PT UT-45 DEG.	NDT-D-2 NDT-C-2	01-24-05	CR-15
3	IFW-2004-03	P-E	C5.51	MF-2	24	1.650 MW	1503LS	IFW-2004	PT UT-45 DEG.	NDT-D-2 NDT-C-2	01-24-05	
4	IFW-2004-03LU	LS	C5.52	MF-2	24	1.650 MW	1503LS	IFW-2004	PT UT-45 DEG.	NDT-D-2 NDT-C-2	01-24-05	CR-15
5	IFW-2004-04	E-P	C5.51	MF-2	24	1.650 MW	1503LS	IFW-2004	PT UT-45 DEG.	NDT-D-2 NDT-C-2	01-24-05	
6	IFW-2004-04LD	LS	C5.52	MF-2	24	1.650 MW	1503LS	IFW-2004	PT UT-45 DEG.	NDT-D-2 NDT-C-2	01-24-05	CR-15
7	IFW-2004-05	P-V	C5.51	MF-2	24	1.876 MW	1503LS	IFW-2004	PT UT-45 DEG.	NDT-D-2 NDT-C-2	01-24-05	
8	IFW-2004-05LU	LS	C5.52	MF-2	24	1.876 MW	1503LS	IFW-2004	PT UT-45 DEG.	NDT-D-2 NDT-C-2	01-24-05	CR-15
9	IFW-2005-02	V-P	C5.51	MF-2	24	1.650 MW	1503LS	IFW-2005	PT UT-45 DEG.	NDT-D-2 NDT-C-2	01-24-05	
10	IFW-2005-02LD	LS	C5.52	MF-2	24	1.650 MW	1503LS	IFW-2005	PT UT-45 DEG.	NDT-D-2 NDT-C-2	01-24-05	CR-15
11	IFW-2005-03	P-E	C5.51	MF-2	24	1.650 MW	1503LS	IFW-2005	PT UT-45 DEG.	NDT-D-2 NDT-C-2	01-24-05	

NO.	COMPONENT I.D. NO.	COMP. FIG.	ITEM NO.	WELD TYPE	NOM. PIPE SIZE	NOM. THK.	MATL. SPEC.	DWG. NO.	EXAM TYPE	PROC. NO.	CAL. STD. NO.	NOTES
12	IFW-2005-03LU	LS	C5.52	MF-2	24	1.650 MW	1503LS	IFW-2005	PT UT-45 DEG.	NDT-D-2 NDT-C-2	01-24-05	CR-15
13	IFW-2005-04	E-P	C5.51	MF-2	24	1.650 MW	1503LS	IFW-2005	PT UT-45 DEG.	NDT-D-2 NDT-C-2	01-24-05	
14	IFW-2005-04LD	LS	C5.52	MF-2	24	1.650 MW	1503LS	IFW-2005	PT UT-45 DEG.	NDT-D-2 NDT-C-2	01-24-05	CR-15
15	IFW-2005-05A	P-V	C5.51	MF-2	24	1.876 MW	1503LS	IFW-2005	PT UT-45 DEG.	NDT-D-2 NDT-C-2	01-24-05	
16	IFW-2005-05LU	LS	C5.52	MF-2	24	1.876 MW	1503LS	IFW-2005	PT UT-45 DEG.	NDT-D-2 NDT-C-2	01-24-05	CR-15
17	IHP-2001-01	E-V	C5.51	MF-2	12	0.844	903LS	IHP-2001	PT UT-45 DEG.	NDT-D-2 NDT-C-2	01-12-03	
18	IHP-2002-01	E-P	C5.51	MF-2	16	1.031	903LS	IHP-2002	PT UT-45 DEG.	NDT-D-2 NDT-C-2	01-16-02	
29	IHP-2002-02	P-E	C5.51	MF-2	16	1.031	903LS	IHP-2002	PT UT-45 DEG.	NDT-D-2 NDT-C-2	01-16-02	
30	IHP-2002-03	E-E	C5.51	MF-2	16	1.031	903LS	IHP-2002	PT UT-45 DEG.	NDT-D-2 NDT-C-2	01-16-02	
31	IHP-2002-04E	E-P	C5.51	MF-2	16	1.031	903LS	IHP-2002	PT UT-45 DEG.	NDT-D-2 NDT-C-2	01-16-02	
32	IHP-2002-05	P-E	C5.51	MF-2	16	1.031	903LS	IHP-2002	PT UT-45 DEG.	NDT-D-2 NDT-C-2	01-16-02	

NO.	COMPONENT I.D. NO.	COMP. FIG.	ITEM NO.	WELD TYPE	NOM. PIPE SIZE	NOM. THK.	MATL. SPEC.	DWG. NO.	EXAM TYPE	PROC. NO.	CAL. STD. NO.	NOTES
33	IHP-2002-06	E-P	C5.51	MF-2	16	1.031	903LS	IHP-2002	PT UT-45 DEG.	NDT-D-2 NDT-C-2	01-16-02	
34	IHP-2002-07	P-E	C5.51	MF-2	16	1.031	903LS	IHP-2002	PT UT-45 DEG.	NDT-D-2 NDT-C-2	01-16-02	
35	IHP-2002-08	E-P	C5.51	MF-2	16	1.031	903LS	IHP-2002	PT UT-45 DEG.	NDT-D-2 NDT-C-2	01-16-02	
36	IHP-2002-09	P-E	C5.51	MF-2	16	1.031	903LS	IHP-2002	PT UT-45 DEG.	NDT-D-2 NDT-C-2	01-16-02	
19	IHP-2002-10	E-P	C5.51	MF-2	16	1.031	903LS	IHP-2002	PT UT-45 DEG.	NDT-D-2 NDT-C-2	01-16-02	
20	IHP-2002-11A	P-E	C5.51	MF-2	16	1.031	903LS	IHP-2002	PT UT-45 DEG.	NDT-D-2 NDT-C-2	01-16-02	
21	IHP-2002-12	E-P	C5.51	MF-2	16	1.031	903LS	IHP-2002	PT UT-45 DEG.	NDT-D-2 NDT-C-2	01-16-02	
22	IHP-2002-13	P-E	C5.51	MF-2	16	1.031	903LS	IHP-2002	PT UT-45 DEG.	NDT-D-2 NDT-C-2	01-16-02	
23	IHP-2002-14	E-P	C5.51	MF-2	16	1.031	903LS	IHP-2002	PT UT-45 DEG.	NDT-D-2 NDT-C-2	01-16-02	
24	IHP-2002-15	P-E	C5.51	MF-2	16	1.031	903LS	IHP-2002	PT UT-45 DEG.	NDT-D-2 NDT-C-2	01-16-02	
25	IHP-2002-16	E-F	C5.51	MF-2	16	1.031	903LS	IHP-2002	PT UT-45 DEG.	NDT-D-2 NDT-C-2	01-16-02	

NO.	COMPONENT I.D. NO.	COMP. FIG.	ITEM NO.	WELD TYPE	NOM. PIPE SIZE	NOM. THK.	MATL. SPEC.	DRG. NO.	EXAM TYPE	PROC. NO.	CAL. STD. NO.	NOTES
26	IHP-2002-17B	F-P	C5.51	MF-2	16	1.031	903LS	IHP-2002	PT UT-45 DEG.	NDT-D-2 NDT-C-2	01-16-02	
27	IHP-2002-18	P-R	C5.51	MF-2	16	1.031	903LS	IHP-2002	PT UT-45 DEG.	NDT-D-2 NDT-C-2	01-16-02	
28	IHP-2002-19	R-E	C5.51	MF-2	16	1.031	903LS	IHP-2002	PT UT-45 DEG.	NDT-D-2 NDT-C-2	01-16-02	
46	IHP-2003-01B	F-R	C5.51	MF-2	16	1.031	903LS	IHP-2003	PT UT-45 DEG.	NDT-D-2 NDT-C-2	01-16-02	
47	IHP-2003-02	R-P	C5.51	MF-2	16	1.031	903LS	IHP-2003	PT UT-45 DEG.	NDT-D-2 NDT-C-2	01-16-02	
48	IHP-2003-03	P-E	C5.51	MF-2	16	1.031	903LS	IHP-2003	PT UT-45 DEG.	NDT-D-2 NDT-C-2	01-16-02	
49	IHP-2003-04	E-V	C5.51	MF-2	16	1.031	903LS	IHP-2003	PT UT-45 DEG.	NDT-D-2 NDT-C-2	01-16-02	
50	IHP-2003-05	V-P	C5.51	MF-2	16	1.031	903LS	IHP-2003	PT UT-45 DEG.	NDT-D-2 NDT-C-2	01-16-02	
51	IHP-2003-06	P-E	C5.51	MF-2	16	1.031	903LS	IHP-2003	PT UT-45 DEG.	NDT-D-2 NDT-C-2	01-16-02	
52	IHP-2003-07	E-P	C5.51	MF-2	16	1.031	903LS	IHP-2003	PT UT-45 DEG.	NDT-D-2 NDT-C-2	01-16-02	
53	IHP-2003-08	P-F	C5.51	MF-2	16	1.031	903LS	IHP-2003	PT UT-45 DEG.	NDT-D-2 NDT-C-2	01-16-02	

NO.	COMPONENT I.D. NO.	COMP. FIG.	ITEM NO.	WELD TYPE	NOM. PIPE SIZE	NOM. THK.	MATL. SPEC.	DWG. NO.	EXAM TYPE	PROC. NO.	CAL. STD. NO.	NOTES
54	IHP-2003-09	F-P	C5.51	MF-2	16	1.031	903LS	IHP-2003	PT UT-45 DEG.	NDT-D-2 NDT-C-2	01-16-02	
37	IHP-2003-10	P-E	C5.51	MF-2	16	1.031	903LS	IHP-2003	PT UT-45 DEG.	NDT-D-2 NDT-C-2	01-16-02	
38	IHP-2003-11	E-P	C5.51	MF-2	16	1.031	903LS	IHP-2003	PT UT-45 DEG.	NDT-D-2 NDT-C-2	01-16-02	
39	IHP-2003-12	P-E	C5.51	MF-2	16	1.031	903LS	IHP-2003	PT UT-45 DEG.	NDT-D-2 NDT-C-2	01-16-02	
40	IHP-2003-13	E-P	C5.51	MF-2	16	1.031	903LS	IHP-2003	PT UT-45 DEG.	NDT-D-2 NDT-C-2	01-16-02	
41	IHP-2003-14	P-T	C5.51	MF-2	16	1.031	903LS	IHP-2003	PT UT-45 DEG.	NDT-D-2 NDT-C-2	01-16-02	
42	IHP-2003-15	T-P	C5.51	MF-2	16	1.031	903LS	IHP-2003	PT UT-45 DEG.	NDT-D-2 NDT-C-2	01-16-02	
43	IHP-2003-16	P-P	C5.51	MF-2	16	1.031	903LS	IHP-2003	PT UT-45 DEG.	NDT-D-2 NDT-C-2	01-16-02	
44	IHP-2003-17	P-P	C5.51	MF-2	16	1.031	903LS	IHP-2003	PT UT-45 DEG.	NDT-D-2 NDT-C-2	01-16-02	
45	IHP-2003-18	P-E	C5.51	MF-2	16	1.031	903LS	IHP-2003	PT UT-45 DEG.	NDT-D-2 NDT-C-2	01-16-02	
55	IHP-2004-01	P-E	C5.51	MF-2	24	0.375	105LS	IHP-2004	PT UT-45 DEG.	NDT-D-2 NDT-C-2	01-24-03	

NO.	COMPONENT I.D. NO.	COMP. FIG.	ITEM NO.	WELD TYPE	NOM. PIPE SIZE	NOM. THK.	MATL. SPEC.	DWG. NO.	EXAM TYPE	PROC. NO.	CAL. STD. NO.	NOTES
62	IHP-2004-02	E-P	C5.51	MF-2	24	0.375	105LS	IHP-2004	PT JT-45 DEG.	NDT-D-2 NDT-C-2	01-24-03	
63	IHP-2004-03	P-E	C5.51	MF-2	24	0.375	105LS	IHP-2004	PT UT-45 DEG.	NDT-D-2 NDT-C-2	01-24-03	
64	IHP-2004-03ALD	IALS	C5.52	MF-2	24	0.375	105LS	IHP-2004	PT UT-45 DEG.	NDT-D-2 NDT-C-2	01-24-03	CR-15
65	IHP-2004-03BLD	OALS	C5.52	MF-2	24	0.375	105LS	IHP-2004	PT UT-45 DEG.	NDT-D-2 NDT-C-2	01-24-03	CR-15
66	IHP-2004-04	E-V	C5.51	MF-2	14	0.375	105LS	IHP-2004	PT UT-45 DEG.	NDT-D-2 NDT-C-2	01-24-03	
67	IHP-2004-04ALU	IALS	C5.52	MF-2	14	0.375	105LS	IHP-2004	PT UT-45 DEG.	NDT-D-2 NDT-C-2	01-24-03	CR-15
68	IHP-2004-04BLU	OALS	C5.52	MF-2	14	0.375	105LS	IHP-2004	PT UT-45 DEG.	NDT-D-2 NDT-C-2	01-24-03	CR-15
69	IHP-2004-05	V-R	C5.51	MF-2	14	0.375	105LS	IHP-2004	PT UT-45 DEG.	NDT-D-2 NDT-C-2	01-24-03	
70	IHP-2004-06	R-P	C5.51	MF-2	24	0.375	105LS	IHP-2004	PT UT-45 DEG.	NDT-D-2 NDT-C-2	01-24-03	
71	IHP-2004-07A	P-F	C5.51	MF-2	24	0.375	105LS	IHP-2004	PT UT-45 DEG.	NDT-D-2 NDT-C-2	01-24-03	
72	IHP-2004-08	F-P	C5.51	MF-2	24	0.375	105LS	IHP-2004	PT UT-45 DEG.	NDT-D-2 NDT-C-2	01-24-03	

NO.	COMPONENT I.D. NO.	COMP. FIG.	ITEM NO.	WELD TYPE	NOM. PIPE SIZE	NOM. THK.	MATL. SPEC.	DWG. NO.	EXAM TYPE	PROC. NO.	CAL. STD. NO.	NOTES
73	IHP-2004-09	P-E	C5.51	MF-2	24	0.375	105LS	IHP-2004	PT UT-45 DEG.	NDT-D-2 NDT-C-2	01-24-03	
56	IHP-2004-10	E-T	C5.51	MF-2	24	0.375	105LS	IHP-2004	PT UT-45 DEG.	NDT-D-2 NDT-C-2	01-24-03	
57	IHP-2004-11	P-T	C5.51	MF-2	24	0.375	105LS	IHP-2004	PT UT-45 DEG.	NDT-D-2 NDT-C-2	01-24-03	
58	IHP-2004-12	T-P	C5.51	MF-2	24	0.375	105LS	IHP-2004	PT UT-45 DEG.	NDT-D-2 NDT-C-2	01-24-03	
59	IHP-2004-13	P-F	C5.51	MF-2	24	0.375	105LS	IHP-2004	PT UT-45 DEG.	NDT-D-2 NDT-C-2	01-24-03	
60	IHP-2004-14A	F-P	C5.51	MF-2	24	0.375	105LS	IHP-2004	PT UT-45 DEG.	NDT-D-2 NDT-C-2	01-24-03	
61	IHP-2004-15A	P-F	C5.51	MF-2	24	0.375	105LS	IHP-2004	PT UT-45 DEG.	NDT-D-2 NDT-C-2	01-24-03	
74	IHP-2005-01	T-P	C5.51	MF-2	14	0.938	903LS	IHP-2005	PT UT-45 DEG.	NDT-D-2 NDT-C-2	01-14-02	
85	IHP-2005-02	P-E	C5.51	MF-2	14	0.938	903LS	IHP-2005	PT UT-45 DEG.	NDT-D-2 NDT-C-2	01-14-02	
97	IHP-2005-03	E-P	C5.51	MF-2	14	0.938	903LS	IHP-2005	PT UT-45 DEG.	NDT-D-2 NDT-C-2	01-14-02	
102	IHP-2005-04	P-T	C5.51	MF-2	14	0.938	903LS	IHP-2005	PT UT-45 DEG.	NDT-D-2 NDT-C-2	01-14-02	

NO.	COMPONENT I.D. NO.	COMP. FIG.	ITEM NO.	WELD TYPE	NOM. PIPE SIZE	NOM. THK.	MATL. SPEC.	DRG. NO.	EXAM TYPE	PROC. NO.	CAL. STD. NO.	NOTES
103	IHP-2005-05	T-R	C5.51	MF-2	14	0.938	903LS	IHP-2005	PT UT-45 DEG.	NDT-D-2 NDT-C-2	01-14-02	
104	IHP-2005-06	R-V	C5.51	MF-2	10	0.719	903LS	IHP-2005	PT UT-45 DEG.	NDT-D-2 NDT-C-2	01-10-01	
105	IHP-2005-07	V-R	C5.51	MF-2	10	0.719	903LS	IHP-2005	PT UT-45 DEG.	NDT-D-2 NDT-C-2	01-10-01	
106	IHP-2005-08	R-P	C5.51	MF-2	14	0.938	903LS	IHP-2005	PT UT-45 DEG.	NDT-D-2 NDT-C-2	01-14-02	
107	IHP-2005-09	P-E	C5.51	MF-2	14	0.938	903LS	IHP-2005	PT UT-45 DEG.	NDT-D-2 NDT-C-2	01-14-02	
75	IHP-2005-10	E-P	C5.51	MF-2	14	0.938	903LS	IHP-2005	PT UT-45 DEG.	NDT-D-2 NDT-C-2	01-14-02	
76	IHP-2005-11	P-E	C5.51	MF-2	14	0.938	903LS	IHP-2005	PT UT-45 DEG.	NDT-D-2 NDT-C-2	01-14-02	
77	IHP-2005-12	E-P	C5.51	MF-2	14	0.938	903LS	IHP-2005	PT UT-45 DEG.	NDT-D-2 NDT-C-2	01-14-02	
78	IHP-2005-13	P-E	C5.51	MF-2	14	0.938	903LS	IHP-2005	PT UT-45 DEG.	NDT-D-2 NDT-C-2	01-14-02	
79	IHP-2005-14	E-P	C5.51	MF-2	14	0.938	903LS	IHP-2005	PT UT-45 DEG.	NDT-D-2 NDT-C-2	01-14-02	
80	IHP-2005-15	P-E	C5.51	MF-2	14	0.938	903LS	IHP-2005	PT UT-45 DEG.	NDT-D-2 NDT-C-2	01-14-02	

NO.	COMPONENT I.D. NO.	COMP. FIG.	ITEM NO.	WELD TYPE	NOM. PIPE SIZE	NOM. THK.	MATL. SPEC.	DWG. NO.	EXAM TYPE	PROC. NO.	CAL. STD. NO.	NOTES
81	IHP-2005-16	E-E	C5.51	MF-2	14	0.938	903LS	IHP-2005	PT UT-45 DEG.	NDT-D-2 NDT-C-2	01-14-02	
82	IHP-2005-17	E-P	C5.51	MF-2	14	0.938	903LS	IHP-2005	PT UT-45 DEG.	NDT-D-2 NDT-C-2	01-14-02	
83	IHP-2005-18	P-E	C5.51	MF-2	14	0.938	903LS	IHP-2005	PT UT-45 DEG.	NDT-D-2 NDT-C-2	01-14-02	
84	IHP-2005-19	E-R	C5.51	MF-2	14	0.938	903LS	IHP-2005	PT UT-45 DEG.	NDT-D-2 NDT-C-2	01-14-02	
86	IHP-2005-20	R-V	C5.51	MF-2	10	0.719	903LS	IHP-2005	PT UT-45 DEG.	NDT-D-2 NDT-C-2	01-10-01	
87	IHP-2005-21	T-P	C5.51	MF-2	14	0.938	903LS	IHP-2005	PT UT-45 DEG.	NDT-D-2 NDT-C-2	01-14-02	
88	IHP-2005-22	P-R	C5.51	MF-2	14	0.938	903LS	IHP-2005	PT UT-45 DEG.	NDT-D-2 NDT-C-2	01-14-02	
89	IHP-2005-23	R-V	C5.51	MF-2	12	0.844	903LS	IHP-2005	PT UT-45 DEG.	NDT-D-2 NDT-C-2	01-12-04	
90	IHP-2005-24	V-R	C5.51	MF-2	12	0.375	105LS	IHP-2005	PT UT-45 DEG.	NDT-D-2 NDT-C-2	01-12-05	
91	IHP-2005-25	R-P	C5.51	MF-2	14	0.375	105LS	IHP-2005	PT UT-45 DEG.	NDT-D-2 NDT-C-2	01-14-01	
92	IHP-2005-26	P-W	C5.81	MF-2	14	0.375	105LS	IHP-2005	PT UT-45 DEG.	NDT-D-2 NDT-C-2	01-14-01	

NO.	COMPONENT I.D. NO.	COMP. FIG.	ITEM NO.	WELD TYPE	NOM. PIPE SIZE	NOM. THK.	MATL. SPEC.	DWG. NO.	EXAM TYPE	PROC. NO.	CAL. STD. NO.	NOTES
93	IHP-2005-27A	P-P	C5.51	MF-2	6	0.375	105LS	IHP-2005	PT UT-45 DEG.	NDT-D-2 NDT-C-2	01-14-01	
94	IHP-2005-28	P-P	C5.51	MF-2	14	0.375	105LS	IHP-2005	PT UT-45 DEG.	NDT-D-2 NDT-C-2	01-14-01	
95	IHP-2005-28G	P-E	C5.51	MF-2	14	0.375	105LS	IHP-2005	PT UT-45 DEG.	NDT-D-2 NDT-C-2	01-14-01	
96	IHP-2005-29	E-P	C5.51	MF-2	14	0.375	105LS	IHP-2005	PT UT-45 DEG.	NDT-D-2 NDT-C-2	01-14-01	
98	IHP-2005-30	P-E	C5.51	MF-2	14	0.375	105LS	IHP-2005	PT UT-45 DEG.	NDT-D-2 NDT-C-2	01-14-01	
99	IHP-2005-31	E-P	C5.51	MF-2	14	0.375	105LS	IHP-2005	PT UT-45 DEG.	NDT-D-2 NDT-C-2	01-14-01	
100	IHP-2005-33	P-E	C5.51	MF-2	14	0.375	105LS	IHP-2005	PT UT-45 DEG.	NDT-D-2 NDT-C-2	01-14-01	
101	IHP-2005-34A	E-P	C5.51	MF-2	14	0.375	105LS	IHP-2006	PT UT-45 DEG.	NDT-D-2 NDT-C-2	01-14-01	
120	IHP-2006-04	R-P	C5.51	MF-2	6	0.562	903LS	IHP-2006	PT UT-45 DEG.	NDT-D-2 NDT-C-2	01-06-02	
121	IHP-2006-05	P-E	C5.51	MF-2	6	0.562	903LS	IHP-2006	PT UT-45 DEG.	NDT-D-2 NDT-C-2	01-06-02	
122	IHP-2006-06	E-P	C5.51	MF-2	6	0.562	903LS	IHP-2006	PT UT-45 DEG.	NDT-D-2 NDT-C-2	01-06-02	

NO.	COMPONENT I.D. NO.	COMP. FIG.	ITEM NO.	WELD TYPE	NOM. PIPE SIZE	NOM. THK.	MATL. SPEC.	DWG. NO.	EXAM TYPE	PROC. NO.	CAL. STD. NO.	NOTES
123	IHP-2006-07	P-E	C5.51	MF-2	6	0.562	903LS	IHP-2006	PT UT-45 DEG.	NDT-D-2 NDT-C-2	01-06-02	
124	IHP-2006-08	E-P	C5.51	MF-2	6	0.562	903LS	IHP-2006	PT UT-45 DEG.	NDT-D-2 NDT-C-2	01-06-02	
125	IHP-2006-09	P-E	C5.51	MF-2	6	0.562	903LS	IHP-2006	PT UT-45 DEG.	NDT-D-2 NDT-C-2	01-06-02	
108	IHP-2006-10	E-P	C5.51	MF-2	6	0.562	903LS	IHP-2006	PT UT-45 DEG.	NDT-D-2 NDT-C-2	01-06-02	
109	IHP-2006-11	P-E	C5.51	MF-2	6	0.562	903LS	IHP-2006	PT UT-45 DEG.	NDT-D-2 NDT-C-2	01-06-02	
110	IHP-2006-12	E-P	C5.51	MF-2	6	0.562	903LS	IHP-2006	PT UT-45 DEG.	NDT-D-2 NDT-C-2	01-06-02	
111	IHP-2006-13	P-F	C5.51	MF-2	6	0.562	903LS	IHP-2006	PT UT-45 DEG.	NDT-D-2 NDT-C-2	01-06-02	
112	IHP-2006-14	F-P	C5.51	MF-2	6	.280	105LS	IHP-2006	N/A	N/A	N/A	INCLUDED IN POPULATION BUT NOT EXAMINED DUE TO WALL THICK. < 3/8"
113	IHP-2006-15	P-E	C5.51	MF-2	6	.280	105LS	IHP-2006	N/A	N/A	N/A	INCLUDED IN POPULATION BUT NOT EXAMINED DUE TO WALL THICK. < 3/8"
114	IHP-2006-16	E-P	C5.51	MF-2	6	.280	105LS	IHP-2006	N/A	N/A	N/A	INCLUDED IN POPULATION BUT NOT EXAMINED DUE TO WALL THICK. < 3/8"
115	IHP-2006-17B	P-E	C5.51	MF-2	6	.280	105LS	IHP-2006	N/A	N/A	N/A	INCLUDED IN POPULATION BUT NOT EXAMINED DUE TO WALL THICK. < 3/8"

NO.	COMPONENT I.D. NO.	COMP. FIG.	ITEM NO.	WELD TYPE	NOM. PIPE SIZE	NOM. THK.	MATL. SPEC.	DWG. NO.	EXAM TYPE	PROC. NO.	CAL. STD. NO.	NOTES
116	IHP-2006-18A	E-P	C5.51	MF-2	6	.280	105LS	IHP-2006	N/A	N/A	N/A	INCLUDED IN POPULATION BUT NOT EXAMINED DUE TO WALL THICK. < 3/8"
117	IHP-2006-19	P-E	C5.51	MF-2	6	.280	105LS	IHP-2006	N/A	N/A	N/A	INCLUDED IN POPULATION BUT NOT EXAMINED DUE TO WALL THICK. < 3/8"
118	IHP-2006-20	E-P	C5.51	MF-2	6	.280	105LS	IHP-2006	N/A	N/A	N/A	INCLUDED IN POPULATION BUT NOT EXAMINED DUE TO WALL THICK. < 3/8"
119	IHP-2006-21	P-P	C5.51	MF-2	6	.280	105LS	IHP-2006	N/A	N/A	N/A	INCLUDED IN POPULATION BUT NOT EXAMINED DUE TO WALL THICK. < 3/8"
126	IHP-2007-01	F-E	C5.51	MF-2	24	0.375	105LS	IHP-2007	PT UT-45 DEG.	NDT-D-2 NDT-C-2	01-24-03	
136	IHP-2007-02B	E-P	C5.51	MF-2	24	0.375	105LS	IHP-2007	PT UT-45 DEG.	NDT-D-2 NDT-C-2	01-24-03	
137	IHP-2007-03	P-P	C5.51	MF-2	24	0.375	105LS	IHP-2007	PT UT-45 DEG.	NDT-D-2 NDT-C-2	01-24-03	
138	IHP-2007-04	P-R	C5.51	MF-2	24	0.375	105LS	IHP-2007	PT UT-45 DEG.	NDT-D-2 NDT-C-2	01-24-03	
139	IHP-2007-05	R-V	C5.51	MF-2	24	0.375	105LS	IHP-2007	PT UT-45 DEG.	NDT-D-2 NDT-C-2	01-24-03	
140	IHP-2007-06	V-R	C5.51	MF-2	24	0.375	105LS	IHP-2007	PT UT-45 DEG.	NDT-D-2 NDT-C-2	01-24-03	
141	IHP-2007-07	R-P	C5.51	MF-2	24	0.375	105LS	IHP-2007	PT UT-45 DEG.	NDT-D-2 NDT-C-2	01-24-03	

NO.	COMPONENT I.D. NO.	COMP. FIG.	ITEM NO.	WELD TYPE	NOM. PIPE SIZE	NOM. THK.	MATL. SPEC.	DRG. NO.	EXAM TYPE	PROC. NO.	CAL. STD. NO.	NOTES
142	IHP-2007-08	P-E	C5.51	MF-2	24	0.375	105LS	IHP-2007	PT UT-45 DEG.	NDT-D-2 NDT-C-2	01-24-03	
143	IHP-2007-09	E-P	C5.51	MF-2	24	0.375	105LS	IHP-2007	PT UT-45 DEG.	NDT-D-2 NDT-C-2	01-24-03	
127	IHP-2007-10F	P-E	C5.51	MF-2	24	0.375	105LS	IHP-2007	PT UT-45 DEG.	NDT-D-2 NDT-C-2	01-24-03	
128	IHP-2007-11	E-P	C5.51	MF-2	24	0.375	105LS	IHP-2007	PT UT-45 DEG.	NDT-D-2 NDT-C-2	01-24-03	
129	IHP-2007-12	P-E	C5.51	MF-2	24	0.375	105LS	IHP-2007	PT UT-45 DEG.	NDT-D-2 NDT-C-2	01-24-03	
130	IHP-2007-13A	E-F	C5.51	MF-2	24	0.375	105LS	IHP-2007	PT UT-45 DEG.	NDT-D-2 NDT-C-2	01-24-03	
131	IHP-2007-14	F-P	C5.51	MF-2	24	0.375	105LS	IHP-2007	PT UT-45 DEG.	NDT-D-2 NDT-C-2	01-24-03	
132	IHP-2007-15	P-E	C5.51	MF-2	24	0.375	105LS	IHP-2007	PT UT-45 DEG.	NDT-D-2 NDT-C-2	01-24-03	
133	IHP-2007-16	E-P	C5.51	MF-2	24	0.375	105LS	IHP-2007	PT UT-45 DEG.	NDT-D-2 NDT-C-2	01-24-03	
134	IHP-2007-17	P-E	C5.51	MF-2	24	0.375	105LS	IHP-2007	PT UT-45 DEG.	NDT-D-2 NDT-C-2	01-24-03	
135	IHP-2007-18	E-P	C5.51	MF-2	24	0.375	105LS	IHP-2007	PT UT-45 DEG.	NDT-D-2 NDT-C-2	01-24-03	

NO.	COMPONENT I.D. NO.	COMP. FIG.	ITEM NO.	WELD TYPE	NOM. PIPE SIZE	NOM. THK.	MATL. SPEC.	DWG. NO.	EXAM TYPE	PROC. NO.	CAL. STD. NO.	NOTES
144	IHP-2015-01	P-P	C5.51	MF-2	24	0.375	105LS	IHP-2015	PT UT-45 DEG.	NDT-D-2 NDT-C-2	01-24-03	
145	IHP-2015-02	P-P	C5.51	MF-2	24	0.375	105LS	IHP-2015	PT UT-45 DEG.	NDT-D-2 NDT-C-2	01-24-03	
146	IHP-2015-03	P-E	C5.51	MF-2	24	0.375	105LS	IHP-2015	PT UT-45 DEG.	NDT-D-2 NDT-C-2	01-24-03	
147	IHP-2015-04	E-P	C5.51	MF-2	24	0.375	105LS	IHP-2015	PT UT-45 DEG.	NDT-D-2 NDT-C-2	01-24-03	
148	IHP-2015-05	P-E	C5.51	MF-2	24	0.375	105LS	IHP-2015	PT UT-45 DEG.	NDT-D-2 NDT-C-2	01-24-03	
149	IHP-2015-06	E-P	C5.51	MF-2	24	0.375	105LS	IHP-2015	PT UT-45 DEG.	NDT-D-2 NDT-C-2	01-24-03	
152	ILP-2002-02	F-P	C5.51	MF-2	16	0.500	307LS	ILP-2002	PT UT-45 DEG.	NDT-D-2 NDT-C-2	01-24-03	
153	ILP-2002-03	P-P	C5.51	MF-2	12	0.406	307LS	ILP-2002	PT UT-45 DEG.	NDT-D-2 NDT-C-2	01-12-01	
154	ILP-2002-04	P-E	C5.51	MF-2	16	0.500	307LS	ILP-2002	PT UT-45 DEG.	NDT-D-2 NDT-C-2	01-16-01	
155	ILP-2002-05	E-P	C5.51	MF-2	16	0.500	307LS	ILP-2002	PT UT-45 DEG.	NDT-D-2 NDT-C-2	01-16-01	
156	ILP-2002-05A	P-P	C5.51	MF-2	12	0.406	307LS	ILP-2002	PT UT-45 DEG.	NDT-D-2 NDT-C-2	01-12-01	

NO.	COMPONENT I.D. NO.	COMP. FIG.	ITEM NO.	WELD TYPE	NOM. PIPE SIZE	NOM. THK.	MATL. SPEC.	DWG. NO.	EXAM TYPE	PROC. NO.	CAL. STD. NO.	NOTES
157	ILP-2002-06	P-E	C5.51	MF-2	16	0.500	307LS	ILP-2002	PT UT-45 DEG.	NDT-D-2 NDT-C-2	01-16-01	
158	ILP-2002-07	E-P	C5.51	MF-2	16	0.500	307LS	ILP-2002	PT UT-45 DEG.	NDT-D-2 NDT-C-2	01-16-01	
159	ILP-2002-08	P-R	C5.51	MF-2	16	0.500	307LS	ILP-2002	PT UT-45 DEG.	NDT-D-2 NDT-C-2	01-16-01	
160	ILP-2002-09	R-E	C5.51	MF-2	12	0.406	307LS	ILP-2002	PT UT-45 DEG.	NDT-D-2 NDT-C-2	01-12-01	
150	ILP-2002-10	E-E	C5.51	MF-2	12	0.406	307LS	ILP-2002	PT UT-45 DEG.	NDT-D-2 NDT-C-2	01-24-03	
151	ILP-2002-11	E-V	C5.51	MF-2	12	0.406	307LS	ILP-2002	PT UT-45 DEG.	NDT-D-2 NDT-C-2	01-24-03	
161	ILP-2003-01	F-E	C5.51	MF-2	24	0.375	105LS	ILP-2003	PT UT-45 DEG.	NDT-D-2 NDT-C-2	01-24-03	
169	ILP-2003-02A	E-P	C5.51	MF-2	24	0.375	105LS	ILP-2003	PT UT-45 DEG.	NDT-D-2 NDT-C-2	01-24-03	
170	ILP-2003-04A	P-V	C5.51	MF-2	24	0.375	105LS	ILP-2003	PT UT-45 DEG.	NDT-D-2 NDT-C-2	01-24-03	
171	ILP-2003-05	V-P	C5.51	MF-2	24	0.375	105LS	ILP-2003	PT UT-45 DEG.	NDT-D-2 NDT-C-2	01-24-03	
172	ILP-2003-06	P-E	C5.51	MF-2	24	0.375	105LS	ILP-2003	PT UT-45 DEG.	NDT-D-2 NDT-C-2	01-24-03	

NO.	COMPONENT I.D. NO.	COMP. FIG.	ITEM NO.	WELD TYPE	NOM. PIPE SIZE	NOM. THK.	MATL. SPEC.	DWG. NO.	EXAM TYPE	PROC. NO.	CAL. STD. NO.	NOTES
173	ILP-2003-07A	E-P	C5.51	MF-2	24	0.375	105LS	ILP-2003	PT UT-45 DEG.	NDT-D-2 NDT-C-2	01-24-03	
174	ILP-2003-08	P-T	C5.51	MF-2	24	0.375	105LS	ILP-2003	PT UT-45 DEG.	NDT-D-2 NDT-C-2	01-24-03	
175	ILP-2003-09	T-E	C5.51	MF-2	24	0.375	105LS	ILP-2003	PT UT-45 DEG.	NDT-D-2 NDT-C-2	01-24-03	
162	ILP-2003-10	E-P	C5.51	MF-2	24	0.375	105LS	ILP-2003	PT UT-45 DEG.	NDT-D-2 NDT-C-2	01-24-03	
163	ILP-2003-11	P-E	C5.51	MF-2	24	0.375	105LS	ILP-2003	PT UT-45 DEG.	NDT-D-2 NDT-C-2	01-24-03	
164	ILP-2003-12	E-E	C5.51	MF-2	24	0.375	105LS	ILP-2003	PT UT-45 DEG.	NDT-D-2 NDT-C-2	01-24-03	
165	ILP-2003-13	E-P	C5.51	MF-2	24	0.375	105LS	ILP-2003	PT UT-45 DEG.	NDT-D-2 NDT-C-2	01-24-03	
166	ILP-2003-14	P-F	C5.51	MF-2	24	0.375	105LS	ILP-2003	PT UT-45 DEG.	NDT-D-2 NDT-C-2	01-24-03	
167	ILP-2003-15	F-P	C5.51	MF-2	24	0.375	105LS	ILP-2003	PT UT-45 DEG.	NDT-D-2 NDT-C-2	01-24-03	
168	ILP-2003-16	P-F	C5.51	MF-2	24	0.375	105LS	ILP-2003	PT UT-45 DEG.	NDT-D-2 NDT-C-2	01-24-03	
176	ILP-2004-01	P-E	C5.51	MF-2	24	0.375	105LS	ILP-2004	PT UT-45 DEG.	NDT-D-2 NDT-C-2	01-24-03	

NO.	COMPONENT I.D. NO.	COMP. FIG.	ITEM NO.	WELD TYPE	NOM. PIPE SIZE	NOM. THK.	MATL. SPEC.	DWG. NO.	EXAM TYPE	PROC. NO.	CAL. STD. NO.	NOTES
182	ILP-2004-02	P-F	C5.51	MF-2	24	0.375	105LS	ILP-2004	PT UT-45 DEG.	NDT-D-2 NDT-C-2	01-24-03	
183	ILP-2004-02C	F-P	C5.51	MF-2	24	0.375	105LS	ILP-2004	PT UT-45 DEG.	NDT-D-2 NDT-C-2	01-24-03	
184	ILP-2004-03	P-F	C5.51	MF-2	24	0.375	105LS	ILP-2004	PT UT-45 DEG.	NDT-D-2 NDT-C-2	01-24-03	
185	ILP-2004-05	E-P	C5.51	MF-2	24	0.375	105LS	ILP-2004	PT UT-45 DEG.	NDT-D-2 NDT-C-2	01-24-03	
186	ILP-2004-06	P-E	C5.51	MF-2	24	0.375	105LS	ILP-2004	PT UT-45 DEG.	NDT-D-2 NDT-C-2	01-24-03	
187	ILP-2004-07	P-P	C5.51	MF-2	24	0.375	105LS	ILP-2004	PT UT-45 DEG.	NDT-D-2 NDT-C-2	01-24-03	
188	ILP-2004-07A	F-P	C5.51	MF-2	24	0.375	105LS	ILP-2004	PT UT-45 DEG.	NDT-D-2 NDT-C-2	01-24-03	
189	ILP-2004-08	P-E	C5.51	MF-2	24	0.375	105LS	ILP-2004	PT UT-45 DEG.	NDT-D-2 NDT-C-2	01-24-03	
190	ILP-2004-09	E-P	C5.51	MF-2	24	0.375	105LS	ILP-2004	PT UT-45 DEG.	NDT-D-2 NDT-C-2	01-24-03	
191	ILP-2004-09A	P-P	C5.51	MF-2	24	0.375	105LS	ILP-2004	PT UT-45 DEG.	NDT-D-2 NDT-C-2	01-24-03	
192	ILP-2004-09B	P-P	C5.51	MF-2	24	0.375	105LS	ILP-2004	PT UT-45 DEG.	NDT-D-2 NDT-C-2	01-24-03	

NO.	COMPONENT I.D. NO.	COMP. FIG.	ITEM NO.	WELD TYPE	NOM. PIPE SIZE	NOM. THK.	MATL. SPEC.	DWG. NO.	EXAM TYPE	PROC. NO.	CAL. STD. NO.	NOTES
177	ILP-2004-10	E-E	C5.51	MF-2	24	0.375	105LS	ILP-2004	PT UT-45 DEG.	NDT-D-2 NDT-C-2	01-24-03	
178	ILP-2004-11	E-P	C5.51	MF-2	24	0.375	105LS	ILP-2004	PT UT-45 DEG.	NDT-D-2 NDT-C-2	01-24-03	
179	ILP-2004-11B	P-P	C5.51	MF-2	24	0.375	105LS	ILP-2004	PT UT-45 DEG.	NDT-D-2 NDT-C-2	01-24-03	
180	ILP-2004-12	P-E	C5.51	MF-2	24	0.375	105LS	ILP-2004	PT UT-45 DEG.	NDT-D-2 NDT-C-2	01-24-03	
181	ILP-2004-13	E-T	C5.51	MF-2	24	0.375	105LS	ILP-2004	PT UT-45 DEG.	NDT-D-2 NDT-C-2	01-24-03	
193	ILP-2010-01	P-P	C5.51	MF-2	14	0.375	105LS	ILP-2010	PT UT-45 DEG.	NDT-D-2 NDT-C-2	01-14-01	
197	ILP-2010-01A	P-E	C5.51	MF-2	14	0.375	105LS	ILP-2010	PT UT-45 DEG.	NDT-D-2 NDT-C-2	01-14-01	
198	ILP-2010-02	E-P	C5.51	MF-2	14	0.375	105LS	ILP-2010	PT UT-45 DEG.	NDT-D-2 NDT-C-2	01-14-01	
199	ILP-2010-03	P-E	C5.51	MF-2	14	0.375	105LS	ILP-2010	PT UT-45 DEG.	NDT-D-2 NDT-C-2	01-14-01	
200	ILP-2010-04	E-P	C5.51	MF-2	14	0.375	105LS	ILP-2010	PT UT-45 DEG.	NDT-D-2 NDT-C-2	01-14-01	
201	ILP-2010-05	P-E	C5.51	MF-2	14	0.375	105LS	ILP-2010	PT UT-45 DEG.	NDT-D-2 NDT-C-2	01-14-01	

NO.	COMPONENT I.D. NO.	CORP. FIG.	ITEM NO.	WELD TYPE	NOM. PIPE SIZE	NOM. THK.	MATL. SPEC.	DWG. NO.	EXAM TYPE	PROC. NO.	CAL. STD. NO.	NOTES
203	ILP-2010-07	P-E	C5.51	MF-2	14	0.375	105LS	ILP-2010	PT UT-45 DEG.	NDT-D-2 NDT-C-2	01-14-01	
204	ILP-2010-08	E-E	C5.51	MF-2	14	0.375	105LS	ILP-2010	PT UT-45 DEG.	NDT-D-2 NDT-C-2	01-14-01	
205	ILP-2010-09	E-P	C5.51	MF-2	14	0.375	105LS	ILP-2010	PT UT-45 DEG.	NDT-D-2 NDT-C-2	01-14-01	
194	ILP-2010-10	P-E	C5.51	MF-2	14	0.375	105LS	ILP-2010	PT UT-45 DEG.	NDT-D-2 NDT-C-2	01-14-01	
195	ILP-2010-11	E-P	C5.51	MF-2	14	0.375	105LS	ILP-2010	PT UT-45 DEG.	NDT-D-2 NDT-C-2	01-14-01	
196	ILP-2010-12	P-E	C5.51	MF-2	14	0.375	105LS	ILP-2010	PT UT-45 DEG.	NDT-D-2 NDT-C-2	01-14-01	
202	ILP-20100-06C	E-P	C5.51	MF-2	14	0.375	105LS	ILP-2010	PT UT-45 DEG.	NDT-D-2 NDT-C-2	01-14-01	
206	ILP-2011-01	E-P	C5.51	MF-2	14	0.375	105LS	ILP-2011	PT UT-45 DEG.	NDT-D-2 NDT-C-2	01-14-01	
211	ILP-2011-02	P-E	C5.51	MF-2	14	0.375	105LS	ILP-2011	PT UT-45 DEG.	NDT-D-2 NDT-C-2	01-14-01	
212	ILP-2011-03	E-P	C5.51	MF-2	14	0.375	105LS	ILP-2011	PT UT-45 DEG.	NDT-D-2 NDT-C-2	01-14-01	
213	ILP-2011-04	P-E	C5.51	MF-2	14	0.375	105LS	ILP-2011	PT UT-45 DEG.	NDT-D-2 NDT-C-2	01-14-01	

NO.	COMPONENT I.D. NO.	COMP. FIG.	ITEM NO.	WELD TYPE	NOM. PIPE SIZE	NOM. THK.	MATL. SPEC.	DWG. NO.	EXAM TYPE	PROC. NO.	CAL. STD. NO.	NOTES
214	ILP-2011-05	E-P	C5.51	MF-2	14	0.375	105LS	ILP-2011	PT UT-45 DEG.	NDT-D-2 NDT-C-2	01-14-01	
215	ILP-2011-06	P-E	C5.51	MF-2	14	0.375	105LS	ILP-2011	PT UT-45 DEG.	NDT-D-2 NDT-C-2	01-14-01	
216	ILP-2011-07	E-P	C5.51	MF-2	14	0.375	105LS	ILP-2011	PT UT-45 DEG.	NDT-D-2 NDT-C-2	01-14-01	
217	ILP-2011-08	P-E	C5.51	MF-2	14	0.375	105LS	ILP-2011	PT UT-45 DEG.	NDT-D-2 NDT-C-2	01-14-01	
218	ILP-2011-09	E-P	C5.51	MF-2	14	0.375	105LS	ILP-2011	PT UT-45 DEG.	NDT-D-2 NDT-C-2	01-14-01	
207	ILP-2011-10	P-P	C5.51	MF-2	14	0.375	105LS	ILP-2011	PT UT-45 DEG.	NDT-D-2 NDT-C-2	01-14-01	
208	ILP-2011-11	P-E	C5.51	MF-2	14	0.375	105LS	ILP-2011	PT UT-45 DEG.	NDT-D-2 NDT-C-2	01-14-01	
209	ILP-2011-12	E-P	C5.51	MF-2	14	0.375	105LS	ILP-2011	PT UT-45 DEG.	NDT-D-2 NDT-C-2	01-14-01	
210	ILP-2011-13	P-E	C5.51	MF-2	14	0.375	105LS	ILP-2011	PT UT-45 DEG.	NDT-D-2 NDT-C-2	01-14-01	
219	ILP-2012-01	E-P	C5.51	MF-2	14	0.375	105LS	ILP-2012	PT UT-45 DEG.	NDT-D-2 NDT-C-2	01-14-01	
221	ILP-2012-02	P-E	C5.51	MF-2	14	0.375	105LS	ILP-2012	PT UT-45 DEG.	NDT-D-2 NDT-C-2	01-14-01	

NO.	COMPONENT I.D. NO.	COMP. FIG.	ITEM NO.	WELD TYPE	NOM. PIPE SIZE	NOM. THK.	MATL. SPEC.	DWG. NO.	EXAM TYPE	PROC. NO.	CAL. STD. NO.	NOTES
222	ILP-2012-03	E-P	C5.51	MF-2	14	0.375	105LS	ILP-2012	PT UT-45 DEG.	NDT-D-2 NDT-C-2	01-14-01	
223	ILP-2012-04	P-E	C5.51	MF-2	14	0.375	105LS	ILP-2012	PT UT-45 DEG.	NDT-D-2 NDT-C-2	01-14-01	
224	ILP-2012-05	E-P	C5.51	MF-2	14	0.375	105LS	ILP-2012	PT UT-45 DEG.	NDT-D-2 NDT-C-2	01-14-01	
225	ILP-2012-06	P-E	C5.51	MF-2	14	0.375	105LS	ILP-2012	PT UT-45 DEG.	NDT-D-2 NDT-C-2	01-14-01	
226	ILP-2012-07	E-E	C5.51	MF-2	14	0.375	105LS	ILP-2012	PT UT-45 DEG.	NDT-D-2 NDT-C-2	01-14-01	
227	ILP-2012-08	E-P	C5.51	MF-2	14	0.375	105LS	ILP-2012	PT UT-45 DEG.	NDT-D-2 NDT-C-2	01-14-01	
228	ILP-2012-10	P-E	C5.51	MF-2	14	0.375	105LS	ILP-2012	PT UT-45 DEG.	NDT-D-2 NDT-C-2	01-14-01	
228	ILP-2013-01	P-E	C5.51	MF-2	16	0.500	307LS	ILP-2013	PT UT-45 DEG.	NDT-D-2 NDT-C-2	01-14-01	
237	ILP-2013-02	E-P	C5.51	MF-2	16	0.500	307LS	ILP-2013	PT UT-45 DEG.	NDT-D-2 NDT-C-2	01-16-01	
238	ILP-2013-03	P-E	C5.51	MF-2	16	0.500	307LS	ILP-2013	PT UT-45 DEG.	NDT-D-2 NDT-C-2	01-16-01	
239	ILP-2013-04	E-P	C5.51	MF-2	16	0.500	307LS	ILP-2013	PT UT-45 DEG.	NDT-D-2 NDT-C-2	01-16-01	

NO.	COMPONENT I.D. NO.	COMP. FIG.	ITEM NO.	WELD TYPE	NOM. PIPE SIZE	NOM. THK.	MATL. SPEC.	DWG. NO.	EXAM TYPE	PROC. NO.	CAL. STD. NO.	NOTES
240	ILP-2013-05C	P-F	C5.51	MF-2	16	0.500	307LS	ILP-2013	PT UT-45 DEG.	NDT-D-2 NDT-C-2	01-16-01	
241	ILP-2013-06	F-P	C5.51	MF-2	16	0.500	307LS	ILP-2013	PT UT-45 DEG.	NDT-D-2 NDT-C-2	01-16-01	
242	ILP-2013-07	P-T	C5.51	MF-2	16	0.500	307LS	ILP-2013	PT UT-45 DEG.	NDT-D-2 NDT-C-2	01-16-01	
243	ILP-2013-08A	T-P	C5.51	MF-2	16	0.500	307LS	ILP-2013	PT UT-45 DEG.	NDT-D-2 NDT-C-2	01-16-01	
244	ILP-2013-09	P-F	C5.51	MF-2	16	0.500	307LS	ILP-2013	PT UT-45 DEG.	NDT-D-2 NDT-C-2	01-16-01	
229	ILP-2013-10	T-P	C5.51	MF-2	14	0.438	307LS	ILP-2013	PT UT-45 DEG.	NDT-D-2 NDT-C-2	01-14-03	
230	ILP-2013-10A	P-E	C5.51	MF-2	14	0.438	307LS	ILP-2013	PT UT-45 DEG.	NDT-D-2 NDT-C-2	01-14-03	
231	ILP-2013-11	E-P	C5.51	MF-2	14	0.438	307LS	ILP-2013	PT UT-45 DEG.	NDT-D-2 NDT-C-2	01-14-03	
232	ILP-2013-12	P-E	C5.51	MF-2	14	0.438	307LS	ILP-2013	PT UT-45 DEG.	NDT-D-2 NDT-C-2	01-14-03	
233	ILP-2013-13	E-V	C5.51	MF-2	14	0.438	307LS	ILP-2013	PT UT-45 DEG.	NDT-D-2 NDT-C-2	01-14-03	
234	ILP-2013-15	V-E	C5.51	MF-2	14	0.375	105LS	ILP-2013	PT UT-45 DEG.	NDT-D-2 NDT-C-2	01-14-01	

NO.	COMPONENT I.D. NO.	COMP. FIG.	ITEM NO.	WELD TYPE	NOM. PIPE SIZE	NOM. THK.	MATL. SPEC.	DWG. NO.	EXAM TYPE	PROC. NO.	CAL. STD. NO.	NOTES
235	ILP-2013-16	E-P	C5.51	MF-2	14	0.375	105LS	ILP-2013	PT UT-45 DEG.	NDT-D-2 NDT-C-2	01-14-01	
236	ILP-2013-16L	P-P	C5.51	MF-2	14	0.375	105LS	ILP-2013	PT UT-45 DEG.	NDT-D-2 NDT-C-2	01-14-01	
245	ILP-2014-01	F-E	C5.51	MF-2	14	0.438	307LS	ILP-2014	PT UT-45 DEG.	NDT-D-2 NDT-C-2	01-14-03	
246	ILP-2014-02	E-P	C5.51	MF-2	16	0.500	307LS	ILP-2014	PT UT-45 DEG.	NDT-D-2 NDT-C-2	01-16-01	
247	ILP-2014-03	P-F	C5.51	MF-2	16	0.500	307LS	ILP-2014	PT UT-45 DEG.	NDT-D-2 NDT-C-2	01-16-01	
248	ILP-2014-04	F-E	C5.51	MF-2	16	0.500	307LS	ILP-2014	PT UT-45 DEG.	NDT-D-2 NDT-C-2	01-16-01	
249	ILP-2014-05	E-P	C5.51	MF-2	16	0.500	307LS	ILP-2014	PT UT-45 DEG.	NDT-D-2 NDT-C-2	01-16-01	
250	ILP-2014-06	P-E	C5.51	MF-2	16	0.500	307LS	ILP-2014	PT UT-45 DEG.	NDT-D-2 NDT-C-2	01-16-01	
251	ILP-2014-07	E-P	C5.51	MF-2	16	0.500	307LS	ILP-2014	PT UT-45 DEG.	NDT-D-2 NDT-C-2	01-16-01	
252	ILP-2014-08	P-E	C5.51	MF-2	16	0.500	307LS	ILP-2014	PT UT-45 DEG.	NDT-D-2 NDT-C-2	01-16-01	
253	ILP-2014-09	E-P	C5.51	MF-2	16	0.500	307LS	ILP-2014	PT UT-45 DEG.	NDT-D-2 NDT-C-2	01-16-01	

NO.	COMPONENT I.D. NO.	COMP. FIG.	ITEM NO.	WELD TYPE	NOM. PIPE SIZE	NOM. THK.	MATL. SPEC.	DWG. NO.	EXAM TYPE	PROC. NO.	CAL. STD. NO.	NOTES
254	IMS-0025A-01	P-C	C5.51	MF-2	12	0.688	SA-335	GEL-1100	PT UT-45 DEG.	NDT-D-2 NDT-C-2	01-12-08	
255	IMS-0025A-02	P-C	C5.51	MF-2	12	0.688	SA-335	GEL-1100	PT UT-45 DEG.	NDT-D-2 NDT-C-2	01-12-08	
256	IMS-0028A-01	P-C	C5.51	MF-2	12	0.688	SA-335	GEL-1100	PT UT-45 DEG.	NDT-D-2 NDT-C-2	01-12-08	
257	IMS-0028A-02	P-C	C5.51	MF-2	12	0.688	SA-335	GEL-1100	PT UT-45 DEG.	NDT-D-2 NDT-C-2	01-12-08	
258	IMS-2036-01	V-P	C5.51	MF-2	26	0.968 MW	900LS	IMS-2036	PT UT-45 DEG.	NDT-D-2 NDT-C-2	01-26-02	
265	IMS-2036-01LD	LS	C5.52	MF-2	26	0.968 MW	900LS	IMS-2036	PT UT-45 DEG.	NDT-D-2 NDT-C-2	01-26-02	CR-15
282	IMS-2036-06	P-E	C5.51	MF-2	26	0.968 MW	900LS	IMS-2036	PT UT-45 DEG.	NDT-D-2 NDT-C-2	01-26-02	
283	IMS-2036-06LU	LS	C5.52	MF-2	26	0.968 MW	900LS	IMS-2036	PT UT-45 DEG.	NDT-D-2 NDT-C-2	01-26-02	CR-15
284	IMS-2036-07	E-P	C5.51	MF-2	26	0.968 MW	900LS	IMS-2036	PT UT-45 DEG.	NDT-D-2 NDT-C-2	01-26-02	
285	IMS-2036-07LD	LS	C5.52	MF-2	26	0.968 MW	900LS	IMS-2036	PT UT-45 DEG.	NDT-D-2 NDT-C-2	01-26-02	CR-15
259	IMS-2036-15	P-P	C5.51	MF-2	26	0.968 MW	900LS	IMS-2036	PT UT-45 DEG.	NDT-D-2 NDT-C-2	01-26-02	

NO.	COMPONENT I.D. NO.	COMP. FIG.	ITEM NO.	WELD TYPE	NOM. PIPE SIZE	NOM. THK.	MATL. SPEC.	DWG. NO.	EXAM TYPE	PROC. NO.	CAL. STD. NO.	NOTES
260	IMS-2036-15LD	LS	C5.51	MF-2	26	0.968 MW	900LS	IMS-2036	PT UT-45 DEG.	NDT-D-2 NDT-C-2	01-26-02	CR-15
261	IMS-2036-15LU	LS	C5.51	MF-2	26	0.968 MW	900LS	IMS-2036	PT UT-45 DEG.	NDT-D-2 NDT-C-2	01-26-02	CR-15
262	IMS-2036-16	P-P	C5.51	MF-2	26	0.968 MW	900LS	IMS-2036	PT UT-45 DEG.	NDT-D-2 NDT-C-2	01-26-02	
263	IMS-2036-16LD	LS	C5.52	MF-2	26	0.968 MW	900LS	IMS-2036	PT UT-45 DEG.	NDT-D-2 NDT-C-2	01-26-02	CR-15
264	IMS-2036-16LU	LS	C5.52	MF-2	26	0.968 MW	900LS	IMS-2036	PT UT-45 DEG.	NDT-D-2 NDT-C-2	01-26-02	CR-15
266	IMS-2036-20	P-E	C5.51	MF-2	26	0.968 MW	900LS	IMS-2036	PT UT-45 DEG.	NDT-D-2 NDT-C-2	01-26-02	
267	IMS-2036-20LU	L3	C5.52	MF-2	26	0.968 MW	900LS	IMS-2036	PT UT-45 DEG.	NDT-D-2 NDT-C-2	01-26-02	CR-15
268	IMS-2036-22	E-P	C5.51	MF-2	26	0.968 MW	900LS	IMS-2036	PT UT-45 DEG.	NDT-D-2 NDT-C-2	01-26-02	
269	IMS-2036-22LD	LS	C5.52	MF-2	26	0.968 MW	900LS	IMS-2036	PT UT-45 DEG.	NDT-D-2 NDT-C-2	01-26-02	CR-15
270	IMS-2036-25	P-E	C5.51	MF-2	26	0.968 MW	900LS	IMS-2036	PT UT-45 DEG.	NDT-D-2 NDT-C-2	01-26-02	
271	IMS-2036-25LU	LS	C5.52	MF-2	26	0.968 MW	900LS	IMS-2036	PT UT-45 DEG.	NDT-D-2 NDT-C-2	01-26-02	CR-15

NO.	COMPONENT I.D. NO.	COMP. FIG.	ITEM NO.	WELD TYPE	NOM. PIPE SIZE	NOM. THK.	MATL. SPEC.	DWG. NO.	EXAM TYPE	PROC. NO.	CAL. STD. NO.	NOTES
272	IMS-2036-26	E-P	C5.51	MF-2	26	0.968 MW	900LS	IMS-2036	PT UT-45 DEG.	NDT-D-2 NDT-C-2	01-26-02	
273	IMS-2036-26LD	LS	C5.52	MF-2	26	0.968 MW	900LS	IMS-2036	PT UT-45 DEG.	NDT-D-2 NDT-C-2	01-26-02	CR-15
274	IMS-2036-28	P-P	C5.51	MF-2	26	0.968 MW	900LS	IMS-2036	PT UT-45 DEG.	NDT-D-2 NDT-C-2	01-26-02	
275	IMS-2036-28LD	LS	C5.52	MF-2	26	0.968 MW	900LS	IMS-2036	PT UT-45 DEG.	NDT-D-2 NDT-C-2	01-26-02	CR-15
276	IMS-2036-28LU	LS	C5.51	MF-2	26	0.968 MW	900LS	IMS-2036	PT UT-45 DEG.	NDT-D-2 NDT-C-2	01-26-02	
277	IMS-2036-31	P-P	C5.51	MF-2	26	0.968 MW	900LS	IMS-2036	PT UT-45 DEG.	NDT-D-2 NDT-C-2	01-26-02	
278	IMS-2036-31LD	LS	C5.52	MF-2	26	0.968 MW	900LS	IMS-2036	PT UT-45 DEG.	NDT-D-2 NDT-C-2	01-26-02	CR-15
279	IMS-2036-31LU	LS	C5.52	MF-2	26	0.968 MW	900LS	IMS-2036	PT UT-45 DEG.	NDT-D-2 NDT-C-2	01-26-02	CR-15
280	IMS-2036-34	P-P	C5.51	MF-2	26	0.968 MW	900LS	IMS-2036	PT UT-45 DEG.	NDT-D-2 NDT-C-2	01-26-02	
281	IMS-2036-34LU	LS	C5.52	MF-2	26	0.968 MW	900LS	IMS-2036	PT UT-45 DEG.	NDT-D-2 NDT-C-2	01-26-02	CR-15
295	IMS-2037-02	FH-P	C5.51	MF-2	26	0.968 MW	900LS	IMS-2037	PT UT-45 DEG.	NDT-D-2 NDT-C-2	01-26-02	

NO.	COMPONENT I.D. NO.	COMP. FIG.	ITEM NO.	WELD TYPE	NOM. PIPE SIZE	NOM. THK.	MATL. SPEC.	DRG. NO.	EXAM TYPE	PROC. NO.	CAL. STD. NO.	NOTES
304	IMS-2037-02LD	LS	C5.52	MF-2	26	0.968 MW	900LS	IMS-2037	PT UT-45 DEG.	NDT-D-2 NDT-C-2	01-26-02	CR-15
307	IMS-2037-06	P-P	C5.51	MF-2	26	0.968 MW	900LS	IMS-2037	PT UT-45 DEG.	NDT-D-2 NDT-C-2	01-26-02	
308	IMS-2037-06LD	LS	C5.52	MF-2	26	0.968 MW	900LS	IMS-2037	PT UT-45 DEG.	NDT-D-2 NDT-C-2	01-26-02	CR-15
309	IMS-2037-06LU	LS	C5.52	MF-2	26	0.968 MW	900LS	IMS-2037	PT UT-45 DEG.	NDT-D-2 NDT-C-2	01-26-02	CR-15
310	IMS-2037-09	P-P	C5.51	MF-2	26	0.968 MW	900LS	IMS-2037	PT UT-45 DEG.	NDT-D-2 NDT-C-2	01-26-02	
311	IMS-2037-09LD	LS	C5.52	MF-2	26	0.968 MW	900LS	IMS-2037	PT UT-45 DEG.	NDT-D-2 NDT-C-2	01-26-02	CR-15
312	IMS-2037-09LU	LS	C5.52	MF-2	26	0.968 MW	900LS	IMS-2037	PT UT-45 DEG.	NDT-D-2 NDT-C-2	01-26-02	CR-15
286	IMS-2037-11	P-P	C5.51	MF-2	26	0.968 MW	900LS	IMS-2037	PT UT-45 DEG.	NDT-D-2 NDT-C-2	01-26-02	
287	IMS-2037-11LD	LS	C5.52	MF-2	26	0.968 MW	900LS	IMS-2037	PT UT-45 DEG.	NDT-D-2 NDT-C-2	01-26-02	CR-15
288	IMS-2037-11LU	LS	C5.52	MF-2	26	0.968 MW	900LS	IMS-2037	PT UT-45 DEG.	NDT-D-2 NDT-C-2	01-26-02	CR-15
289	IMS-2037-13	P-E	C5.51	MF-2	26	0.968 MW	900LS	IMS-2037	PT UT-45 DEG.	NDT-D-2 NDT-C-2	01-26-02	

NO.	COMPONENT I.D. NO.	COMP. FIG.	ITEM NO.	WELD TYPE	NOM. PIPE SIZE	NOM. THK.	MATL. SPEC.	DWG. NO.	EXAM TYPE	PROC. NO.	CAL. STD. NO.	NOTES
290	IMS-2037-13LU	LS	C5.52	MF-2	26	0.968 MW	900LS	IMS-2037	PT UT-45 DEG.	NDT-D-2 NDT-C-2	01-26-02	CR-15
291	IMS-2037-14	E-P	C5.51	MF-2	26	0.968 MW	900LS	IMS-2037	PT UT-45 DEG.	NDT-D-2 NDT-C-2	01-26-02	
292	IMS-2037-14LD	LS	C5.52	MF-2	26	0.968 MW	900LS	IMS-2037	PT UT-45 DEG.	NDT-D-2 NDT-C-2	01-26-02	CR-15
293	IMS-2037-18	P-E	C5.51	MF-2	26	0.968 MW	900LS	IMS-2037	PT UT-45 DEG.	NDT-D-2 NDT-C-2	01-26-02	
294	IMS-2037-18LU	LS	C5.52	MF-2	26	0.968 MW	900LS	IMS-2037	PT UT-45 DEG.	NDT-D-2 NDT-C-2	01-26-02	CR-15
296	IMS-2037-20	E-P	C5.51	MF-2	26	0.968 MW	900LS	IMS-2037	PT UT-45 DEG.	NDT-D-2 NDT-C-2	01-26-02	
297	IMS-2037-20LD	LS	C5.52	MF-2	26	0.968 MW	900LS	IMS-2037	PT UT-45 DEG.	NDT-D-2 NDT-C-2	01-26-02	CR-15
298	IMS-2037-23	P-P	C5.51	MF-2	26	0.968 MW	900LS	IMS-2037	PT UT-45 DEG.	NDT-D-2 NDT-C-2	01-26-02	
299	IMS-2037-23LD	LS	C5.52	MF-2	26	0.968 MW	900LS	IMS-2037	PT UT-45 DEG.	NDT-D-2 NDT-C-2	01-26-02	CR-15
300	IMS-2037-23LU	LS	C5.52	MF-2	26	0.968 MW	900LS	IMS-2037	PT UT-45 DEG.	NDT-D-2 NDT-C-2	01-26-02	CR-15
301	IMS-2037-25	P-P	C5.51	MF-2	26	0.968 MW	900LS	IMS-2037	PT UT-45 DEG.	NDT-D-2 NDT-C-2	01-26-02	

NO.	COMPONENT I.D. NO.	COMP. FIG.	ITEM NO.	WELD TYPE	NOM. PIPE SIZE	NOM. THK.	MATL. SPEC.	DWG. NO.	EXAM TYPE	PROC. NO.	CAL. STD. NO.	NOTES
302	IMS-2037-25LD	LS	C5.52	MF-2	26	0.968 MW	900LS	IMS-2037	PT UT-45 DEG.	NDT-D-2 NDT-C-2	01-26-02	CR-15
303	IMS-2037-25LU	LS	C5.52	MF-2	26	0.968 MW	900LS	IMS-2037	PT UT-45 DEG.	NDT-D-2 NDT-C-2	01-26-02	CR-15
305	IMS-2037-32	P-P	C5.51	MF-2	26	0.968 MW	900LS	IMS-2037	PT UT-45 DEG.	NDT-D-2 NDT-C-2	01-26-02	
	IMS-2037-32LU	LS	C5.52	MF-2	26	0.968 MW	900LS	IMS-2037	PT UT-45 DEG.	NDT-D-2 NDT-C-2	01-26-02	CR-15
306	IMS-2037-33	P-P	C5.51	MF-2	26	0.968 MW	900LS	IMS-2037	PT UT-45 DEG.	NDT-D-2 NDT-C-2	01-26-02	
313	IMS-2038-01	V-P	C5.51	MF-2	26	0.968 MW	900LS	IMS-2038	PT UT-45 DEG.	NDT-D-2 NDT-C-2	01-26-02	
317	IMS-2038-01LD	LS	C5.52	MF-2	26	0.968 MW	900LS	IMS-2038	PT UT-45 DEG.	NDT-D-2 NDT-C-2	01-26-02	CR-15
333	IMS-2038-06	P-E	C5.51	MF-2	26	0.968 MW	900LS	IMS-2038	PT UT-45 DEG.	NDT-D-2 NDT-C-2	01-26-02	
334	IMS-2038-06LU	LS	C5.52	MF-2	26	0.968 MW	900LS	IMS-2038	PT UT-45 DEG.	NDT-D-2 NDT-C-2	01-26-02	CR-15
335	IMS-2038-07	E-P	C5.51	MF-2	26	0.968 MW	900LS	IMS-2038	PT UT-45 DEG.	NDT-D-2 NDT-C-2	01-26-02	
336	IMS-2038-07LD	LS	C5.52	MF-2	26	0.968 MW	900LS	IMS-2038	PT UT-45 DEG.	NDT-D-2 NDT-C-2	01-26-02	CR-15

NO.	COMPONENT I.D. NO.	COMP. FIG.	ITEM NO.	WELD TYPE	NOM. PIPE SIZE	NOM. THK.	MATL. SPEC.	DWG. NO.	EXAM TYPE	PROC. NO.	CAL. STD. NO.	NOTES
314	IMS-2038-16	P-P	C5.51	MF-2	26	0.968 MW	900LS	IMS-2038	PT UT-45 DEG.	NDT-D-2 NDT-C-2	01-26-02	
315	IMS-2038-16LD	LS	C5.52	MF-2	26	0.968 MW	900LS	IMS-2038	PT UT-45 DEG.	NDT-D-2 NDT-C-2	01-26-02	CR-15
316	IMS-2038-16LU	LS	C5.52	MF-2	26	0.968 MW	900LS	IMS-2038	PT UT-45 DEG.	NDT-D-2 NDT-C-2	01-26-02	CR-15
318	IMS-2038-20	P-P	C5.51	MF-2	26	0.968 MW	900LS	IMS-2038	PT UT-45 DEG.	NDT-D-2 NDT-C-2	01-26 [illegible]	
319	IMS-2038-20LD	LS	C5.52	MF-2	26	0.968 MW	900LS	IMS-2038	PT UT-45 DEG.	NDT-D-2 NDT-C-2	01-26-02	CR-15
320	IMS-2038-20LU	LS	C5.52	MF-2	26	0.968 MW	900LS	IMS-2038	PT UT-45 DEG.	NDT-D-2 NDT-C-2	01-26-02	CR-15
321	IMS-2038-21	P-E	C5.51	MF-2	26	0.968 MW	900LS	IMS-2038	PT UT-45 DEG.	NDT-D-2 NDT-C-2	01-26-02	
322	IMS-2038-21LU	LS	C5.52	MF-2	26	0.968 MW	900LS	IMS-2038	PT UT-45 DEG.	NDT-D-2 NDT-C-2	01-26-02	CR-15
323	IMS-2038-23	E-P	C5.51	MF-2	26	0.968 MW	900LS	IMS-2038	PT UT-45 DEG.	NDT-D-2 NDT-C-2	01-26-02	
324	IMS-2038-23LD	LS	C5.52	MF-2	26	0.968 MW	900LS	IMS-2038	PT UT-45 DEG.	NDT-D-2 NDT-C-2	01-26-02	CR-15
325	IMS-2038-28	P-P	C5.51	MF-2	26	0.968 MW	900LS	IMS-2038	PT UT-45 DEG.	NDT-D-2 NDT-C-2	01-26-02	

NO.	COMPONENT I.D. NO.	COMP. FIG.	ITEM NO.	WELD TYPE	NOM. PIPE SIZE	NOM. THK.	MATL. SPEC.	DWG. NO.	EXAM TYPE	PROC. NO.	CAL. STD. NO.	NOTES
326	IMS-2038-28LD	LS	C5.52	MF-2	26	0.968 MW	900LS	IMS-2038	PT UT-45 DEG.	NDT-D-2 NDT-C-2	01-26-02	CR-15
327	IMS-2038-28LU	LS	C5.52	MF-2	26	0.968 MW	900LS	IMS-2038	PT UT-45 DEG.	NDT-D-2 NDT-C-2	01-26-02	CR-15
328	IMS-2038-31	P-P	C5.51	MF-2	26	0.968 MW	900LS	IMS-2038	PT UT-45 DEG.	NDT-D-2 NDT-C-2	01-26-02	
329	IMS-2038-31LD	LS	C5.52	MF-2	26	0.968 MW	900LS	IMS-2038	PT UT-45 DEG.	NDT-D-2 NDT-C-2	01-26-02	CR-15
330	IMS-2038-31LU	LS	C5.52	MF-2	26	0.968 MW	900LS	IMS-2038	PT UT-45 DEG.	NDT-D-2 NDT-C-2	01-26-02	CR-15
331	IMS-2038-33	LS	C5.52	MF-2	26	0.968 MW	900LS	IMS-2038	PT UT-45 DEG.	NDT-D-2 NDT-C-2	01-26-02	
332	IMS-2038-34	P-P	C5.51	MF-2	26	0.968 MW	900LS	IMS-2038	PT UT-45 DEG.	NDT-D-2 NDT-C-2	01-26-02	
349	IMS-2039-02	P-P	C5.51	MF-2	26	0.968 MW	900LS	IMS-2039	PT UT-45 DEG.	NDT-D-2 NDT-C-2	01-26-02	
358	IMS-2039-03	FH-P	C5.51	MF-2	26	0.968 MW	900LS	IMS-2039	PT UT-45 DEG.	NDT-D-2 NDT-C-2	01-26-02	
360	IMS-2039-03LD	LS	C5.52	MF-2	26	0.968 MW	900LS	IMS-2039	PT UT-45 DEG.	NDT-D-2 NDT-C-2	01-26-02	CR-15
361	IMS-2039-05	P-E	C5.51	MF-2	26	0.968 MW	900LS	IMS-2039	PT UT-45 DEG.	NDT-D-2 NDT-C-2	01-26-02	

NO.	COMPONENT I.D. NO.	COMP. FIG.	ITEM NO.	WELD TYPE	NOM. PIPE SIZE	NOM. THK.	MATL. SPEC.	DWG. NO.	EXAM TYPE	PROC. NO.	CAL. STD. NO.	NOTES
362	IMS-2039-05LU	LS	C5.52	MF-2	26	0.968 MW	900LS	IMS-2039	PT UT-45 DEG.	NDT-D-2 NDT-C-2	01-26-02	CR-15
363	IMS-2039-06	E-P	C5.51	MF-1	26	0.968 MW	900LS	IMS-2039	PT UT-45 DEG.	NDT-D-2 NDT-C-2	01-26-02	
364	IMS-2039-06LD	LS	C5.52	MF-2	26	0.968 MW	900LS	IMS-2039	PT UT-45 DEG.	NDT-D-2 NDT-C-2	01-26-02	CR-15
365	IMS-2039-07	P-E	C5.51	MF-2	26	0.968 MW	900LS	IMS-2039	PT UT-45 DEG.	NDT-D-2 NDT-C-2	01-26-02	
366	IMS-2039-07LU	LS	C5.52	MF-2	26	0.968 MW	900LS	IMS-2039	PT UT-45 DEG.	NDT-D-2 NDT-C-2	01-26-02	CR-15
367	IMS-2039-08	E-P	C5.51	MF-2	26	0.968 MW	900LS	IMS-2039	PT UT-45 DEG.	NDT-D-2 NDT-C-2	01-26-02	
368	IMS-2039-08LD	LS	C5.52	MF-2	26	0.968 MW	900LS	IMS-2039	PT UT-45 DEG.	NDT-D-2 NDT-C-2	01-26-02	CR-15
369	IMS-2039-09	P-P	C5.51	MF-2	26	0.968 MW	900LS	IMS-2039	PT UT-45 DEG.	NDT-D-2 NDT-C-2	01-26-02	
370	IMS-2039-09LD	LS	C5.52	MF-2	26	0.968 MW	900LS	IMS-2039	PT UT-45 DEG.	NDT-D-2 NDT-C-2	01-26-02	CR-15
371	IMS-2039-09LU	LS	C5.52	MF-2	26	0.968 MW	900LS	IMS-2039	PT UT-45 DEG.	NDT-D-2 NDT-C-2	01-26-02	CR-15
337	IMS-2039-12	P-P	C5.51	MF-2	26	0.968 MW	900LS	IMS-2039	PT UT-45 DEG.	NDT-D-2 NDT-C-2	01-26-02	

NO.	COMPONENT I.D. NO.	COMP. FIG.	ITEM NO.	WELD TYPE	NOM. PIPE SIZE	NOM. THK.	MATL. SPEC.	DWG. NO.	EXAM TYPE	PROC. NO.	CAL. STD. NO.	NOTES
338	IMS-2039-12LD	LS	C5.52	MF-2	26	0.968 MW	900LS	IMS-2039	PT UT-45 DEG.	NDT-D-2 NDT-C-2	01-26-02	CR-15
339	IMS-2039-12LU	LS	C5.52	MF-2	26	0.968 MW	900LS	IMS-2039	PT UT-45 DEG.	NDT-D-2 NDT-C-2	01-26-02	CR-15
340	IMS-2039-14	P-P	C5.51	MF-2	26	0.968 MW	900LS	IMS-2039	PT UT-45 DEG.	NDT-D-2 NDT-C-2	01-26-02	
341	IMS-2039-14LD	LS	C5.52	MF-2	26	0.968 MW	900LS	IMS-2039	PT UT-45 DEG.	NDT-D-2 NDT-C-2	01-26-02	CR-15
342	IMS-2039-14LU	LS	C5.52	MF-2	26	0.968 MW	900LS	IMS-2039	PT UT-45 DEG.	NDT-D-2 NDT-C-2	01-26-02	CR-15
343	IMS-2039-16	P-E	C5.51	MF-2	26	0.968 MW	900LS	IMS-2039	PT UT-45 DEG.	NDT-D-2 NDT-C-2	01-26-02	
344	IMS-2039-16LU	LS	C5.52	MF-2	26	0.968 MW	900LS	IMS-2039	PT UT-45 DEG.	NDT-D-2 NDT-C-2	01-26-02	CR-15
345	IMS-2039-17	E-P	C5.51	MF-2	26	0.968 MW	900LS	IMS-2039	PT UT-45 DEG.	NDT-D-2 NDT-C-2	01-26-02	
346	IMS-2039-17LD	LS	C5.52	MF-2	26	0.968 MW	900LS	IMS-2039	PT UT-45 DEG.	NDT-D-2 NDT-C-2	01-26-02	CR-15
347	IMS-2039-19	P-E	C5.51	MF-2	26	0.968 MW	900LS	IMS-2039	PT UT-45 DEG.	NDT-D-2 NDT-C-2	01-26-02	
348	IMS-2039-19LU	LS	C5.52	MF-2	26	0.968 MW	900LS	IMS-2039	PT UT-45 DEG.	NDT-D-2 NDT-C-2	01-26-02	CR-15

NO.	COMPONENT I.D. NO.	COMP. FIG.	ITEM NO.	WELD TYPE	NOM. PIPE SIZE	NOM. THK.	MATL. SPEC.	DRG. NO.	EXAM TYPE	PROC. NO.	CAL. STD. NO.	NOTES
350	IMS-2039-21	E-P	C5.51	MF-2	26	0.968 NW	900LS	IMS-2039	PT UT-45 DEG.	NDT-D-2 NDT-C-2	01-26-02	
351	IMS-2039-21LD	LS	C5.52	MF-2	26	0.968 NW	900LS	IMS-2039	PT UT-45 DEG.	NDT-D-2 NDT-C-2	01-26-02	CR-15
352	IMS-2039-22	P-P	C5.51	MF-2	26	0.968 NW	900LS	IMS-2039	PT UT-45 DEG.	NDT-D-2 NDT-C-2	01-26-02	
353	IMS-2039-22LD	LS	C5.52	MF-2	26	0.968 NW	900LS	IMS-2039	PT UT-45 DEG.	NDT-D-2 NDT-C-2	01-26-02	CR-15
354	IMS-2039-22LU	LS	C5.52	MF-2	26	0.968 NW	900LS	IMS-2039	PT UT-45 DEG.	NDT-D-2 NDT-C-2	01-26-02	CR-15
355	IMS-2039-23	P-P	C5.51	MF-2	26	0.968 NW	900LS	IMS-2039	PT UT-45 DEG.	NDT-D-2 NDT-C-2	01-26-02	
356	IMS-2039-23LD	LS	C5.52	MF-2	26	0.968 NW	900LS	IMS-2039	PT UT-45 DEG.	NDT-D-2 NDT-C-2	01-26-02	CR-15
357	IMS-2039-23LU	LS	C5.52	MF-2	26	0.968 NW	900LS	IMS-2039	PT UT-45 DEG.	NDT-D-2 NDT-C-2	01-26-02	CR-15
359	IMS-2039-30	P-P	C5.51	MF-2	26	0.968 NW	900LS	IMS-2039	PT UT-45 DEG.	NDT-D-2 NDT-C-2	01-26-02	
372	IMS-2040-01	V-P	C5.51	MF-2	26	0.968 NW	900LS	IMS-2040	PT UT-45 DEG.	NDT-D-2 NDT-C-2	01-26-02	
379	IMS-2040-01LD	LS	C5.52	MF-2	26	0.968 NW	900LS	IMS-2040	PT UT-45 DEG.	NDT-D-2 NDT-C-2	01-26-02	CR-15

NO.	COMPONENT I.D. NO.	COMP. FIG.	ITEM NO.	WELD TYPE	NOM. PIPE SIZE	NOM. THK.	MATL. SPEC.	DWG. NO.	EXAM TYPE	PROC. NO.	CAL. STD. NO.	NOTES
396	IMS-2040-07	P-E	C5.51	MF-2	26	0.968 NW	900LS	IMS-2040	PT UT-45 DEG.	NDT-D-2 NDT-C-2	01-26-02	
397	IMS-2040-07LU	LS	C5.52	MF-2	26	0.968 NW	900LS	IMS-2040	PT UT-45 DEG.	NDT-D-2 NDT-C-2	01-26-02	CR-15
398	IMS-2040-08	E-P	C5.51	MF-2	26	0.968 NW	900LS	IMS-2040	PT UT-45 DEG.	NDT-D-2 NDT-C-2	01-26-02	
399	IMS-2040-08LD	LS	C5.52	MF-2	26	0.968 NW	900LS	IMS-2040	PT UT-45 DEG.	NDT-D-2 NDT-C-2	01-26-02	CR-15
373	IMS-2040-15	P-P	C5.51	MF-2	26	0.968 NW	900LS	IMS-2040	PT UT-45 DEG.	NDT-D-2 NDT-C-2	01-26-02	
374	IMS-2040-15LD	LS	C5.52	MF-2	26	0.968 NW	900LS	IMS-2040	PT UT-45 DEG.	NDT-D-2 NDT-C-2	01-26-02	CR-15
375	IMS-2040-15LU	LS	C5.52	MF-2	26	0.968 NW	900LS	IMS-2040	PT UT-45 DEG.	NDT-D-2 NDT-C-2	01-26-02	CR-15
376	IMS-2040-16	P-P	C5.51	MF-2	26	0.968 NW	900LS	IMS-2040	PT UT-45 DEG.	NDT-D-2 NDT-C-2	01-26-02	
377	IMS-2040-16LD	LS	C5.52	MF-2	26	0.968 NW	900LS	IMS-2040	PT UT-45 DEG.	NDT-D-2 NDT-C-2	01-26-02	CR-15
378	IMS-2040-16LU	LS	C5.52	MF-2	26	0.968 NW	900LS	IMS-2040	PT UT-45 DEG.	NDT-D-2 NDT-C-2	01-26-02	CR-15
380	IMS-2040-20	P-E	C5.51	MF-2	26	0.968 NW	900LS	IMS-2040	PT UT-45 DEG.	NDT-D-2 NDT-C-2	01-26-02	

NO.	COMPONENT I.D. NO.	COMP. FIG.	ITEM NO.	WELD TYPE	NOM. PIPE SIZE	NOM. THK.	MATL. SPEC.	DWG. NO.	EXAM TYPE	PROC. NO.	CAL. STD. NO.	NOTES
381	IMS-2040-20LU	LS	C5.52	MF-2	26	0.968 MW	900LS	IMS-2040	PT UT-45 DEG.	NDT-D-2 NDT-C-2	01-26-02	CR-15
382	IMS-2040-22	E-P	C5.51	MF-2	26	0.968 MW	900LS	IMS-2040	PT UT-45 DEG.	NDT-D-2 NDT-C-2	01-26-02	
383	IMS-2040-22LD	LS	C5.52	MF-2	26	0.968 MW	900LS	IMS-2040	PT UT-45 DEG.	NDT-D-2 NDT-C-2	01-26-02	CR-15
384	IMS-2040-23	P-E	C5.51	MF-2	26	0.968 MW	900LS	IMS-2040	PT UT-45 DEG.	NDT-D-2 NDT-C-2	01-26-02	
385	IMS-2040-23LU	LS	C5.52	MF-2	26	0.966 MW	900LS	IMS-2040	PT UT-45 DEG.	NDT-D-2 NDT-C-2	01-26-02	CR-15
386	IMS-2040-24	E-P	C5.51	MF-2	26	0.968 MW	900LS	IMS-2040	PT UT-45 DEG.	NDT-D-2 NDT-C-2	01-26-02	
387	IMS-2040-24LD	LS	C5.52	MF-2	26	0.968 MW	900LS	IMS-2040	PT UT-45 DEG.	NDT-D-2 NDT-C-2	01-26-02	CR-15
388	IMS-2040-27	P-P	C5.51	MF-2	26	0.968 MW	900LS	IMS-2040	PT UT-45 DEG.	NDT-D-2 NDT-C-2	01-26-02	
389	IMS-2040-27LD	LS	C5.52	MF-2	26	0.968 MW	900LS	IMS-2040	PT UT-45 DEG.	NDT-D-2 NDT-C-2	01-26-02	CR-15
390	IMS-2040-27LU	LS	C5.52	MF-2	26	0.968 MW	900LS	IMS-2040	PT UT-45 DEG.	NDT-D-2 NDT-C-2	01-26-02	CR-15
391	IMS-2040-30	P-P	C5.51	MF-2	26	0.968 MW	900LS	IMS-2040	PT UT-45 DEG.	NDT-D-2 NDT-C-2	01-26-02	

NO.	COMPONENT I.D. NO.	COMP. FIG.	ITEM NO.	WELD TYPE	NOM. PIPE SIZE	NOM. THK.	MATL. SPEC.	DWG. NO.	EXAM TYPE	PROC. NO.	CAL. STD. NO.	NOTES
392	IMS-2040-30LD	LS	C5.52	MF-2	26	0.968 MW	900LS	IMS-2040	PT UT-45 DEG.	NDT-D-2 NDT-C-2	01-26-02	CR-15
393	IMS-2040-30LU	LS	C5.52	MF-2	26	0.968 MW	900LS	IMS-2040	PT UT-45 DEG.	NDT-D-2 NDT-C-2	01-26-02	CR-15
394	IMS-2040-32	LS	C5.52	MF-2	26	0.968 MW	900LS	IMS-2040	PT UT-45 DEG.	NDT-D-2 NDT-C-2	01-26-02	CR-15
395	IMS-2040-33	P-P	C5.51	MF-2	26	0.968 MW	900LS	IMS-2040	PT UT-45 DEG.	NDT-D-2 NDT-C-2	01-26-02	
410	IMS-2041-03A	P-FH	C5.51	FH-1	26	0.968 MW	900LS	IMS-2041	PT UT-45 DEG.	NDT-D-2 NDT-C-2	01-26-02	
411	IMS-2041-04	P-P	C5.51	MF-2	26	0.968 MW	900LS	IMS-2041	PT UT-45 DEG.	NDT-D-2 NDT-C-2	01-26-02	
412	IMS-2041-05	P-P	C5.51	MF-2	26	0.968 MW	900LS	IMS-2041	PT UT-45 DEG.	NDT-D-2 NDT-C-2	01-26-02	
413	IMS-2041-05LD	LS	C5.52	MF-2	26	0.968 MW	900LS	IMS-2041	PT UT-45 DEG.	NDT-D-2 NDT-C-2	01-26-02	CR-15
414	IMS-2041-08	P-P	C5.51	MF-2	26	0.968 MW	900LS	IMS-2041	PT UT-45 DEG.	NDT-D-2 NDT-C-2	01-26-02	
415	IMS-2041-08LD	LS	C5.52	MF-2	26	0.968 MW	900LS	IMS-2041	PT UT-45 DEG.	NDT-D-2 NDT-C-2	01-26-02	CR-15
416	IMS-2041-08LU	LS	C5.52	MF-2	26	0.968 MW	900LS	IMS-2041	PT UT-45 DEG.	NDT-D-2 NDT-C-2	01-26-02	CR-15

NO.	COMPONENT I.D. NO.	COMP. FIG.	ITEM NO.	WELD TYPE	NOM. PIPE SIZE	NOM. THK.	MATL. SPEC.	DWG. NO.	EXAM TYPE	PROC. NO.	CAL. STD. NO.	NOTES
417	IMS-2041-09	P-E	C5.51	MF-2	26	0.968 MW	900LS	IMS-2041	PT UT-45 DEG.	NDT-D-2 NDT-C-2	01-26-02	
418	IMS-2041-09LU	LS	C5.52	MF-2	26	0.968 MW	900LS	IMS-2041	PT UT-45 DEG.	NDT-D-2 NDT-C-2	01-26-02	CR-15
400	IMS-2041-11	E-P	C5.51	MF-2	26	0.968 MW	900LS	IMS-2041	PT UT-45 DEG.	NDT-D-2 NDT-C-2	01-26-02	
401	IMS-2041-11LD	LS	C5.52	MF-2	26	0.968 MW	900LS	IMS-2041	PT UT-45 DEG.	NDT-D-2 NDT-C-2	01-26-02	CR-15
402	IMS-2041-13	P-P	C5.51	MF-2	26	0.968 MW	900LS	IMS-2041	PT UT-45 DEG.	NDT-D-2 NDT-C-2	01-26-02	
403	IMS-2041-13LD	LS	C5.52	MF-2	26	0.968 MW	900LS	IMS-2041	PT UT-45 DEG.	NDT-D-2 NDT-C-2	01-26-02	CR-15
404	IMS-2041-13LU	LS	C5.52	MF-2	26	0.968 MW	900LS	IMS-2041	PT UT-45 DEG.	NDT-D-2 NDT-C-2	01-26-02	CR-15
405	IMS-2041-16	P-P	C5.51	MF-2	26	0.968 MW	900LS	IMS-2041	PT UT-45 DEG.	NDT-D-2 NDT-C-2	01-26-02	
406	IMS-2041-16LD	LS	C5.52	MF-2	26	0.968 MW	900LS	IMS-2041	PT UT-45 DEG.	NDT-D-2 NDT-C-2	01-26-02	CR-15
407	IMS-2041-16LU	LS	C5.52	MF-2	26	0.968 MW	900LS	IMS-2041	PT UT-45 DEG.	NDT-D-2 NDT-C-2	01-26-02	CR-15
408	IMS-2041-25	P-P	C5.51	MF-2	26	0.968 MW	900LS	IMS-2041	PT UT-45 DEG.	NDT-D-2 NDT-C-2	01-26-02	

NO.	COMPONENT I.D. NO.	COMP. FIG.	ITEM NO.	WELD TYPE	NOM. PIPE SIZE	NOM. THK.	MATL. SPEC.	DWG. NO.	EXAM TYPE	PROC. NO.	CAL. STD. NO.	NOTES
409	IMS-2041-26LU	LS	C5.52	MF-2	26	0.968 NW	900LS	IMS-2041	PT UT-45 DEG.	NDT-D-2 NDT-C-2	01-26-02	CR-15
419	IMS-2042-01	V-P	C5.51	MF-2	26	0.968 NW	900LS	IMS-2042	PT UT-45 DEG.	NDT-D-2 NDT-C-2	01-26-02	
431	IMS-2042-01LD	LS	C5.52	MF-2	26	0.968 NW	900LS	IMS-2042	PT UT-45 DEG.	NDT-D-2 NDT-C-2	01-26-02	CR-15
443	IMS-2042-08	P-E	C5.51	MF-2	26	0.968 NW	900LS	IMS-2042	PT UT-45 DEG.	NDT-D-2 NDT-C-2	01-26-02	
444	IMS-2042-08LU	LS	C5.52	MF-2	26	0.968 NW	900LS	IMS-2042	PT UT-45 DEG.	NDT-D-2 NDT-C-2	01-26-02	CR-15
445	IMS-2042-09	E-P	C5.51	MF-2	26	0.968 NW	900LS	IMS-2042	PT UT-45 DEG.	NDT-D-2 NDT-C-2	01-26-02	
446	IMS-2042-09LD	LS	C5.52	MF-2	26	0.968 NW	900LS	IMS-2042	PT UT-45 DEG.	NDT-D-2 NDT-C-2	01-26-02	CR-15
420	IMS-2042-15	P-P	C5.51	MF-2	26	0.968 NW	900LS	IMS-2042	PT UT-45 DEG.	NDT-D-2 NDT-C-2	01-26-02	
421	IMS-2042-15LD	LS	C5.52	MF-2	26	0.968 NW	900LS	IMS-2042	PT UT-45 DEG.	NDT-D-2 NDT-C-2	01-26-02	CR-15
422	IMS-2042-15LU	LS	C5.52	MF-2	26	0.968 NW	900LS	IMS-2042	PT UT-45 DEG.	NDT-D-2 NDT-C-2	01-26-02	CR-15
423	IMS-2042-16	P-P	C5.51	MF-2	26	0.968 NW	900LS	IMS-2042	PT UT-45 DEG.	NDT-D-2 NDT-C-2	01-26-02	

NO.	COMPONENT I.D. NO.	COMP. FIG.	ITEM NO.	WELD TYPE	NOM. PIPE SIZE	NOM. THK.	MATL. SPEC.	DWG. NO.	EXAM TYPE	PROC. NO.	CAL. STD. NO.	NOTES
424	IMS-2042-16LD	LS	C5.52	MF-2	26	0.968 MW	900LS	IMS-2042	PT UT-45 DEG.	NDT-D-2 NDT-C-2	01-26-02	CR-15
425	IMS-2042-16LU	LS	C5.52	MF-2	26	0.968 MW	900LS	IMS-2042	PT UT-45 DEG.	NDT-D-2 NDT-C-2	01-26-02	CR-15
426	IMS-2042-17	P-P	C5.51	MF-2	26	0.968 MW	900LS	IMS-2042	PT UT-45 DEG.	NDT-D-2 NDT-C-2	01-26-02	
427	IMS-2042-17LD	LS	C5.52	MF-2	26	0.968 MW	900LS	IMS-2042	PT UT-45 DEG.	NDT-D-2 NDT-C-2	01-26-02	CR-15
428	IMS-2042-17LU	LS	C5.52	MF-2	26	0.968 MW	900LS	IMS-2042	PT UT-45 DEG.	NDT-D-2 NDT-C-2	01-26-02	CR-15
429	IMS-2042-19	P-E	C5.51	MF-2	26	0.968 MW	900LS	IMS-2042	PT UT-45 DEG.	NDT-D-2 NDT-C-2	01-26-02	
430	IMS-2042-19LU	LS	C5.52	MF-2	26	0.968 MW	900LS	IMS-2042	PT UT-45 DEG.	NDT-D-2 NDT-C-2	01-26-02	CR-15
432	IMS-2042-21	E-P	C5.51	MF-2	26	0.968 MW	900LS	IMS-2042	PT UT-45 DEG.	NDT-D-2 NDT-C-2	01-26-02	
433	IMS-2042-21A	P-P	C5.51	MF-2	26	0.968 MW	900LS	IMS-2042	PT UT-45 DEG.	NDT-D-2 NDT-C-2	01-26-02	
434	IMS-2042-22A	P-E	C5.51	MF-2	26	0.968 MW	900LS	IMS-2042	PT UT-45 DEG.	NDT-D-2 NDT-C-2	01-26-02	
435	IMS-2042-23	E-P	C5.51	MF-2	26	0.968 MW	900LS	IMS-2042	PT UT-45 DEG.	NDT-D-2 NDT-C-2	01-26-02	

NO.	COMPONENT I.D. NO.	COMP. FIG.	ITEM NO.	WELD TYPE	NOM. PIPE SIZE	NOM. THK.	MATL. SPEC.	DWG. NO.	EXAM TYPE	PROC. NO.	CAL. STD. NO.	NOTES
436	IMS-2042-23LD	LS	C5.52	MF-2	26	0.968 MW	900LS	IMS-2042	PT UT-45 DEG.	NDT-D-2 NDT-C-2	01-26-02	CR-15
437	IMS-2042-25	P-P	C5.51	MF-2	26	0.968 MW	900LS	IMS-2042	PT UT-45 DEG.	NDT-D-2 NDT-C-2	01-26-02	
438	IMS-2042-25LD	LS	C5.52	MF-2	26	0.968 MW	900LS	IMS-2042	PT UT-45 DEG.	NDT-D-2 NDT-C-2	01-26-02	CR-15
439	IMS-2042-25LU	LS	C5.52	MF-2	26	0.968 MW	900LS	IMS-2042	PT UT-45 DEG.	NDT-D-2 NDT-C-2	01-26-02	CR-15
440	IMS-2042-28	P-P	C5.51	MF-2	26	0.968 MW	900LS	IMS-2042	PT UT-45 DEG.	NDT-D-2 NDT-C-2	01-26-02	
441	IMS-2042-28LD	LS	C5.52	MF-2	26	0.968 MW	900LS	IMS-2042	PT UT-45 DEG.	NDT-D-2 NDT-C-2	01-26-02	CR-15
442	IMS-2042-28LU	LS	C5.52	MF-2	26	0.968 MW	900LS	IMS-2042	PT UT-45 DEG.	NDT-D-2 NDT-C-2	01-26-02	CR-15
447	IMS-2043-01	P-FH	C5.51	MF-2	26	0.968 MW	900LS	IMS-2043	PT UT-45 DEG.	NDT-D-2 NDT-C-2	01-26-02	
451	IMS-2043-01LU	LS	C5.52	MF-2	26	0.968 MW	900LS	IMS-2043	PT UT-45 DEG.	NDT-D-2 NDT-C-2	01-26-02	CR-15
452	IMS-2043-02	P-FH	C5.51	MF-2	26	0.968 MW	900LS	IMS-2043	PT UT-45 DEG.	NDT-D-2 NDT-C-2	01-26-02	
461	IMS-2043-02LD	LS	C5.52	MF-2	26	0.968 MW	900LS	IMS-2043	PT UT-45 DEG.	NDT-D-2 NDT-C-2	01-26-02	CR-15

NO.	COMPONENT I.D. NO.	COMP. FIG.	ITEM NO.	WELD TYPE	NOM. PIPE SIZE	NOM. THK.	MATL. SPEC.	DRG. NO.	EXAM TYPE	PROC. NO.	CAL. STD. NO.	NOTES
466	IMS-2043-06	P-P	C5.51	MF-2	26	0.968 MW	900LS	IMS-2043	PT UT-45 DEG.	NDT-D-2 NDT-C-2	01-26-02	
467	IMS-2043-06LD	LS	C5.52	MF-2	26	0.968 MW	900LS	IMS-2043	PT UT-45 DEG.	NDT-D-2 NDT-C-2	01-26-02	CR-15
468	IMS-2043-06LU	LS	C5.52	MF-2	26	0.968 MW	900LS	IMS-2043	PT UT-45 DEG.	NDT-D-2 NDT-C-2	01-26-02	CR-15
469	IMS-2043-09	P-P	C5.51	MF-2	26	0.968 MW	900LS	IMS-2043	PT UT-45 DEG.	NDT-D-2 NDT-C-2	01-26-02	
470	IMS-2043-09LD	LS	C5.52	MF-2	26	0.968 MW	900LS	IMS-2043	PT UT-45 DEG.	NDT-D-2 NDT-C-2	01-26-02	CR-15
471	IMS-2043-09LU	LS	C5.52	MF-2	26	0.968 MW	900LS	IMS-2043	PT UT-45 DEG.	NDT-D-2 NDT-C-2	01-26-02	CR-15
448	IMS-2043-12	P-E	C5.51	MF-2	26	0.968 MW	900LS	IMS-2043	PT UT-45 DEG.	NDT-D-2 NDT-C-2	01-26-02	
449	IMS-2043-12LU	LS	C5.52	MF-2	26	0.968 MW	900LS	IMS-2043	PT UT-45 DEG.	NDT-D-2 NDT-C-2	01-26-02	CR-15
450	IMS-2043-19	E-E	C5.51	MF-2	26	0.968 MW	900LS	IMS-2043	PT UT-45 DEG.	NDT-D-2 NDT-C-2	01-26-02	
453	IMS-2043-21	E-P	C5.51	MF-2	26	0.968 MW	900LS	IMS-2043	PT UT-45 DEG.	NDT-D-2 NDT-C-2	01-26-02	
454	IMS-2043-21LD	LS	C5.52	MF-2	26	0.968 MW	900LS	IMS-2043	PT UT-45 DEG.	NDT-D-2 NDT-C-2	01-26-02	CR-15

NO.	COMPONENT I.D. NO.	COMP. FIG.	ITEM NO.	WELD TYPE	NOM. PIPE SIZE	NOM. THK.	MATL. SPEC.	DWG. NO.	EXAM TYPE	PROC. NO.	CAL. STD. NO.	NOTES
455	IMS-2043-22	P-P	C5.51	MF-2	26	0.968 MW	900LS	IMS-2043	PT UT-45 DEG.	NDT-D-2 NDT-C-2	01-26-02	
456	IMS-2043-22LD	LS	C5.52	MF-2	26	0.968 MW	900LS	IMS-2043	PT UT-45 DEG.	NDT-D-2 NDT-C-2	01-26-02	CR-15
457	IMS-2043-22LU	LS	C5.52	MF-2	26	0.968 MW	900LS	IMS-2043	PT UT-45 DEG.	NDT-D-2 NDT-C-2	01-26-02	CR-15
458	IMS-2043-26	P-P	C5.51	MF-2	26	0.968 MW	900LS	IMS-2043	PT UT-45 DEG.	NDT-D-2 NDT-C-2	01-26-02	
459	IMS-2043-26LD	LS	C5.52	MF-2	26	0.968 MW	900LS	IMS-2043	PT UT-45 DEG.	NDT-D-2 NDT-C-2	01-26-02	CR-15
460	IMS-2043-26LU	LS	C5.52	MF-2	26	0.968 MW	900LS	IMS-2043	PT UT-45 DEG.	NDT-D-2 NDT-C-2	01-26-02	CR-15
462	IMS-2043-31	P-P	C5.51	MF-2	26	0.968 MW	900LS	IMS-2043	PT UT-45 DEG.	NDT-D-2 NDT-C-2	01-26-02	
463	IMS-2043-31LD	LS	C5.52	MF-2	26	0.968 MW	900LS	IMS-2043	PT UT-45 DEG.	NDT-D-2 NDT-C-2	01-26-02	CR-15
464	IMS-2043-31LU	LS	C5.52	MF-2	26	0.968 MW	900LS	IMS-2043	PT UT-45 DEG.	NDT-D-2 NDT-C-2	01-26-02	CR-15
465	IMS-2043-34	LS	C5.52	MF-2	26	0.968 MW	900LS	IMS-2043	PT UT-45 DEG.	NDT-D-2 NDT-C-2	01-26-02	
472	IMS-2044-01	-R	C5.51	MF-2	36	1.335 MW	900LS	IMS-2044	PT UT-45 DEG.	NDT-D-2 NDT-C-2	01-36-01	

NO.	COMPONENT I.D. NO.	COMP. FIG.	ITEM NO.	WELD TYPE	NOM. PIPE SIZE	NOM. THK.	MATL. SPEC.	DWG. NO.	EXAM TYPE	PROC. NO.	CAL. STD. NO.	NOTES
486	IMS-2044-01LU	LS	C5.52	MF-2	36	1.335 MW	900LS	IMS-2044	PT UT-45 DEG.	NDT-D-2 NDT-C-2	01-36-01	CR-15
487	IMS-2044-02	P-P	C5.51	MF-2	36	1.335 MW	900LS	IMS-2044	PT UT-45 DEG.	NDT-D-2 NDT-C-2	01-36-01	
504	IMS-2044-02LD	LS	C5.52	MF-2	36	1.335 MW	900LS	IMS-2044	PT UT-45 DEG.	NDT-D-2 NDT-C-2	01-36-01	CR-15
505	IMS-2044-02LU	LS	C5.52	MF-2	36	1.335 MW	900LS	IMS-2044	PT UT-45 DEG.	NDT-D-2 NDT-C-2	01-36-01	CR-15
506	IMS-2044-03	P-R	C5.51	MF-2	36	1.335 MW	900LS	IMS-2044	PT UT-45 DEG.	NDT-D-2 NDT-C-2	01-36-01	
519	IMS-2044-03LU	LS	C5.52	MF-2	36	1.335 MW	900LS	IMS-2044	PT UT-45 DEG.	NDT-D-2 NDT-C-2	01-36-01	CR-15
520	IMS-2044-04	P-S	C5.81	SW-1	36	1.335 MW	900LS	IMS-2044	PT	NDT-D-2	N/A	CR-02
535	IMS-2044-05	P-S	C5.51	MF-2	18	0.938 MW	900LS	IMS-2044	PT UT-45 DEG.	NDT-D-2 NDT-C-2	01-18-03	
549	IMS-2044-06	P-V	C5.51	MF-2	18	0.938 MW	900LS	IMS-2044	PT UT-45 DEG.	NDT-D-2 NDT-C-2	01-18-03	
557	IMS-2044-08	P-S	C5.81	SW-1	36	1.335 MW	900LS	IMS-2044	PT	NDT-D-2	N/A	CR-02
558	IMS-2044-09	P-S	C5.51	MF-2	18	0.938 MW	900LS	IMS-2044	PT UT-45 DEG.	NDT-D-2 NDT-C-2	01-18-03	

NO.	COMPONENT I.D. NO.	COMP. FIG.	ITEM NO.	WELD TYPE	NOM. PIPE SIZE	NOM. THK.	MATL. SPEC.	DWG. NO.	EXAM TYPE	PROC. NO.	CAL. STD. NO.	NOTES
473	IMS-2044-10A	S-P	C5.51	MF-2	18	0.938 MW	900LS	IMS-2044	PT UT-45 DEG.	NDT-D-2 NDT-C-2	01-18-03	
474	IMS-2044-11	P-E	C5.51	MF-2	18	0.938 MW	900LS	IMS-2044	PT UT-45 DEG.	NDT-D-2 NDT-C-2	01-18-03	
475	IMS-2044-12	E-P	C5.51	MF-2	18	0.938 MW	900LS	IMS-2044	PT UT-45 DEG.	NDT-D-2 NDT-C-2	01-18-03	
476	IMS-2044-13	P-V	C5.51	MF-2	18	0.938 MW	900LS	IMS-2044	PT UT-45 DEG.	NDT-D-2 NDT-C-2	01-18-03	
477	IMS-2044-15	P-S	C5.81	SW-1	26	0.968 MW	900LS	IMS-2044	PT	NDT-D-2	N/A	CR-02
478	IMS-2044-15LU	LS	C5.52	MF-2	26	0.968 MW	900LS	IMS-2044	PT UT-45 DEG.	NDT-D-2 NDT-C-2	01-26-02	CR-15
479	IMS-2044-16	P-S	C5.81	SW-1	26	0.968 MW	900LS	IMS-2044	PT	NDT-D-2	N/A	CR-02
480	IMS-2044-17	P-S	C5.81	SW-1	26	0.968 MW	900LS	IMS-2044	PT	NDT-D-2	N/A	CR-02
481	IMS-2044-18	P-S	C5.81	SW-1	26	0.968 MW	900LS	IMS-2044	PT	NDT-D-2	N/A	CR-02
482	IMS-2044-18LD	LS	C5.82	MF-2	28	1.041 MW	900LS	IMS-2044	PT	NDT-D-2 NDT-C-2	N/A	CR-02 CR-15
483	IMS-2044-19	P-P	C5.51	MF-2	28	1.041 MW	900LS	IMS-2044	PT UT-45 DEG.	NDT-D-2 NDT-C-2	01-28-01	

...).	COMPONENT I.D. NO.	COMP. FIG.	ITEM NO.	WELD TYPE	NOM. PIPE SIZE	NOM. THK.	MATL. SPEC.	DWG. NO.	EXAM TYPE	PROC. NO.	CAL. STD. NO.	NOTES
484	IMS-2044-19LD	LS	C5.52	MF-2	28	1.041 MW	900LS	IMS-2044	PT UT-45 DEG.	NDT-D-2 NDT-C-2	01-28-01	CR-15
485	IMS-2044-19LU	LS	C5.52	MF-2	28	1.041 MW	900LS	IMS-2044	PT UT-45 DEG.	NDT-D-2 NDT-C-2	01-28-01	CR-15
488	IMS-2044-23	P-E	C5.51	MF-2	28	1.041 MW	900LS	IMS-2044	PT UT-45 DEG.	NDT-D-2 NDT-C-2	01-18-03	
489	IMS-2044-23ALD	IALS	C5.52	MF-2	28	1.041 MW	900LS	IMS-2044	Pf UT-45 DEG.	NDT-D-2 NDT-C-2	01-18-03	CR-15
490	IMS-2044-23BLD	OALS	C5.52	MF-2	28	1.041 MW	900LS	IMS-2044	PT UT-45 DEG.	NDT-D-2 NDT-C-2	01-18-03	CR-15
491	IMS-2044-23LU	LS	C5.52	MF-2	28	1.041 MW	900LS	IMS-2044	PT UT-45 DEG.	NDT-D-2 NDT-C-2	01-28-01	CR-15
492	IMS-2044-24	E-V	C5.51	MF-2	28	1.041 MW	900LS	IMS-2044	PT UT-45 DEG.	NDT-D-2 NDT-C-2	01-18-03	
493	IMS-2044-24ALU	IALS	C5.52	MF-2	28	1.041 MW	900LS	IMS-2044	PT UT-45 DEG.	NDT-D-2 NDT-C-2	01-18-03	CR-15
494	IMS-2044-24BLU	OALS	C5.52	MF-2	28	1.041 MW	900LS	IMS-2044	PT UT-45 DEG.	NDT-D-2 NDT-C-2	01-18-03	CR-15
495	IMS-2044-25	P-S	C5.81	SW-1	26	0.968 MW	900LS	IMS-2044	PT	NDT-D-2	N/A	CR-02
496	IMS-2044-25LU	LS	C5.82	MF-2	26	0.968 MW	900LS	IMS-2044	PT	NDT-D-2	N/A	CR-15

NO.	COMPONENT I.D. NO.	COMP. FIG.	ITEM NO.	WELD TYPE	NOM. PIPE SIZE	NOM. THK.	MATL. SPEC.	DWG. NO.	EXAM TYPE	PROC. NO.	CAL. STD. NO.	NOTES
497	IMS-2044-26	P-S	C5.81	SW-1	26	0.968 MW	900LS	IMS-2044	PT	NDT-D-2	N/A	CR-02
498	IMS-2044-27	P-S	C5.81	SW-1	26	0.968 MW	900LS	IMS-2044	PT	NDT-D-2	N/A	CR-02
499	IMS-2044-28	P-S	C5.81	SW-1	26	0.968 MW	900LS	IMS-2044	PT	NDT-D-2	N/A	CR-02
500	IMS-2044-28LD	LS	C5.82	MF-2	28	1.041 MW	900LS	IMS-2044	PT	NDT-D-2	N/A	CR-02 CR-15
501	IMS-2044-29	P-P	C5.51	MF-2	28	1.041 MW	900LS	IMS-2044	PT UT-45 DEG.	NDT-D-2 NDT-C-2	01-28-01	
502	IMS-2044-29LD	LS	C5.52	MF-2	28	1.041 MW	900LS	IMS-2044	PT UT-45 DEG.	NDT-D-2 NDT-C-2	01-28-01	CR-15
503	IMS-2044-29LU	LS	C5.52	MF-2	28	1.041 MW	900LS	IMS-2044	PT UT-45 DEG.	NDT-D-2 NDT-C-2	01-28-01	CR-15
507	IMS-2044-33	P-E	C5.51	MF-2	28	1.041 MW	900LS	IMS-2044	PT UT-45 DEG.	NDT-D-2 NDT-C-2	01-28-01	
508	IMS-2044-33ALD	IALS	C5.52	MF-2	28	1.041 MW	900LS	IMS-2044	PT UT-45 DEG.	NDT-D-2 NDT-C-2	01-28-01	CR-15
509	IMS-2044-33BLD	OALS	C5.52	MF-2	28	1.041 MW	900LS	IMS-2044	PT UT-45 DEG	NDT-D-2 NDT-C-2	01-28-01	CR-15
510	IMS-2044-33LU	LS	C5.52	MF-2	28	1.041 MW	900LS	IMS-2044	PT UT-45 DEG.	NDT-D-2 NDT-C-2	01-28-01	CR-15

NO.	COMPONENT I.D. NO.	COMP. FIG.	ITEM NO.	WELD TYPE	NOM. PIPE SIZE	NOM. THK.	MATL. SPEC.	DWG. NO.	EXAM TYPE	PROC. NO.	CAL. STD. NO.	NOTES
511	IMS-2044-35	E-V	C5.51	MF-2	28	1.041 NW	900LS	IMS-2044	PT UT-45 DEG.	NDT-D-2 NDT-C-2	01-28-01	
512	IMS-2044-35ALU	IALS	C5.52	MF-2	28	1.041 NW	900LS	IMS-2044	PT UT-45 DEG.	NDT-D-2 NDT-C-2	01-28-01	CR-15
513	IMS-2044-35BLU	OALS	C5.52	MF-2	28	1.041 NW	900LS	IMS-2044	PT UT-45 DEG.	NDT-D-2 NDT-C-2	01-28-01	CR-15
514	IMS-2044-37	P-P	C5.51	MF-2	26	0.968 NW	900LS	IMS-2044	PT UT-45 DEG.	NDT-D-2 NDT-C-2	01-26-02	
515	IMS-2044-37LD	LS	C5.52	MF-2	26	0.968 NW	900LS	IMS-2044	PT UT-45 DEG.	NDT-D-2 NDT-C-2	01-26-02	CR-15
516	IMS-2044-38	P-S	C5.81	SW-1	26	0.968 NW	900LS	IMS-2044	PT	NDT-D-2	N/A	CR-02
517	IMS-2044-38LU	LS	C5.82	MF-2	26	0.968 NW	900LS	IMS-2044	PT	NDT-D-2	N/A	CR-02 CR-15
518	IMS-2044-39	P-S	C5.81	SW-1	26	0.968 NW	900LS	IMS-2044	PT	NDT-D-2	N/A	CR-02
521	IMS-2044-40	P-S	C5.81	SW-1	26	0.968 NW	900LS	IMS-2044	PT	NDT-D-2	N/A	CR-02
522	IMS-2044-41	P-S	C5.81	SW-1	26	0.968 NW	900LS	IMS-2044	PT	NDT-D-2	N/A	CR-02
523	IMS-2044-41LD	LS	C5.82	MF-2	28	1.041 NW	900LS	IMS-2044	PT	NDT-D-2	N/A	CR-02 CR-15

NO.	COMPONENT I.D. NO.	COMP. FIG.	ITEM NO.	WELD TYPE	NOM. PIPE SIZE	NOM. THK.	MATL. SPEC.	DWG. NO.	EXAM TYPE	PROC. NO.	CAL. STD. NO.	NOTES
524	IMS-2044-42	P-P	C5.51	MF-2	28	1.041 NW	900LS	IMS-2044	PT UT-45 DEG.	NDT-D-2 NDT-C-2	01-28-01	
525	IMS-2044-42LD	LS	C5.52	MF-2	28	1.041 NW	900LS	IMS-2044	PT UT-45 DEG.	NDT-D-2 NDT-C-2	01-28-01	CR-15
526	IMS-2044-42LU	LS	C5.52	MF-2	28	1.041 NW	900LS	IMS-2044	PT UT-45 DEG.	NDT-D-2 NDT-C-2	01-28-01	CR-15
527	IMS-2044-46	P-E	C5.51	MF-2	28	1.041 NW	900LS	IMS-2044	PT UT-45 DEG.	NDT-D-2 NDT-C-2	01-28-01	
528	IMS-2044-46ALD	IALS	C5.52	MF-2	28	1.041 NW	900LS	IMS-2044	PT UT-45 DEG.	NDT-D-2 NDT-C-2	01-28-01	CR-15
559	IMS-2044-46BLD	OALS	C5.52	MF-2	28	1.041 NW	900LS	IMS-2044	PT UT-45 DEG.	NDT-D-2 NDT-C-2	01-28-01	CR-15
529	IMS-2044-46LU	LS	C5.52	MF-2	28	1.041 NW	900LS	IMS-2044	PT UT-45 DEG.	NDT-D-2 NDT-C-2	01-28-01	CR-15
530	IMS-2044-48	E-V	C5.51	MF-2	28	1.041 NW	900LS	IMS-2044	PT UT-45 DEG.	NDT-D-2 NDT-C-2	01-28-01	
531	IMS-2044-48ALU	IALS	C5.52	MF-2	28	1.041 NW	900LS	IMS-2044	PT UT-45 DEG.	NDT-D-2 NDT-C-2	01-28-01	CR-15
532	IMS-2044-48BLU	OALS	C5.52	MF-2	28	1.041 NW	900LS	IMS-2044	PT UT-45 DEG.	NDT-D-2 NDT-C-2	01-28-01	CR-15
533	IMS-2044-49	P-P	C5.51	MF-2	28	1.041 NW	900LS	IMS-2044	PT UT-45 DEG.	NDT-D-2 NDT-C-2	01-28-01	

NO.	COMPONENT I.D. NO.	COMP. FIG.	ITEM NO.	WELD TYPE	NOM. PIPE SIZE	NOM. THK.	MATL. SPEC.	DWG. NO.	EXAM TYPE	PROC. NO.	CAL. STD. NO.	NOTES
534	IMS-2044-49LD	LS	C5.52	MF-2	26	0.968 MW	900LS	IMS-2044	PT UT-45 DEG.	NDT-D-2 NDT-C-2	0'-26-02	CR-15
536	IMS-2044-50	P-S	C5.81	SW-1	26	0.968 MW	900LS	IMS-2044	PT	NDT-D-2	N/A	CR-02
537	IMS-2044-50LU	LS	C5.82	MF-2	26	0.968 MW	900LS	IMS-2044	PT	NDT-D-2	N/A	CR-02 CR-15
538	IMS-2044-51	P-S	C5.81	SW-1	26	0.968 MW	900LS	IMS-2044	PT	NDT-D-2	N/A	CR-02
539	IMS-2044-52	P-S	C5.81	SW-1	26	0.968 MW	900LS	IMS-2044	PT	NDT-D-2	N/A	CR-02
540	IMS-2044-53	P-S	C5.81	SW-1	26	0.968 MW	900LS	IMS-2044	PT	NDT-D-2	N/A	CR-02
541	IMS-2044-53LD	LS	C5.82	MF-2	28	1.041 MW	900LS	IMS-2044	PT	NDT-D-2	N/A	CR-02 CR-15
542	IMS-2044-54	P-P	C5.51	MF-2	28	1.041 MW	900LS	IMS-2044	PT UT-45 DEG.	NDT-D-2 NDT-C-2	01-28-01	
543	IMS-2044-54LD	LS	C5.52	MF-2	28	1.041 MW	900LS	IMS-2044	PT UT-45 DEG.	NDT-D-2 NDT-C-2	01-28-01	CR-15
544	IMS-2044-54LU	LS	C5.52	MF-2	28	1.041 MW	900LS	IMS-2044	PT UT-45 DEG.	NDT-D-2 NDT-C-2	01-28-01	CR-15
545	IMS-2044-58	P-E	C5.51	MF-2	28	1.041 MW	900LS	IMS-2044	PT UT-45 DEG.	NDT-D-2 NDT-C-2	01-28-01	

NO.	COMPONENT I.D. NO.	COMP. FIG.	ITEM NO.	WELD TYPE	NOM. PIPE SIZE	NOM. THK.	MATL. SPEC.	DWG. NO.	EXAM TYPE	PROC. NO.	CAL. STD. NO.	NOTES
546	IMS-2044-58ALD	IALS	C5.52	MF-2	28	1.041 MW	900LS	IMS-2044	PT UT-45 DEG.	NDT-D-2 NDT-C-2	01-28-01	CR-15
547	IMS-2044-58BLD	OALS	C5.52	MF-2	28	1.041 MW	900LS	IMS-2044	PT UT-45 DEG.	NDT-D-2 NDT-C-2	01-28-01	CR-15
548	IMS-2044-58LU	LS	C5.52	MF-2	28	1.041 MW	900LS	IMS-2044	PT UT-45 DEG.	NDT-D-2 NDT-C-2	01-28-01	CR-15
550	IMS-2044-60	E-V	C5.51	MF-2	28	1.041 MW	900LS	IMS-2044	PT UT-45 DEG.	NDT-D-2 NDT-C-2	01-28-01	
551	IMS-2044-60ALU	IALS	C5.52	MF-2	28	1.041 MW	900LS	IMS-2044	PT UT-45 DEG.	NDT-D-2 NDT-C-2	01-28-01	CR-15
552	IMS-2044-60BLU	OALS	C5.52	MF-2	28	1.041 MW	900LS	IMS-2044	PT UT-45 DEG.	NDT-D-2 NDT-C-2	01-28-01	CR-15
553	IMS-2044-61	P-P	C5.51	MF-2	28	1.041 MW	900LS	IMS-2044	PT UT-45 DEG.	NDT-D-2 NDT-C-2	01-28-01	
554	IMS-2044-61LD	LS	C5.52	MF-2	28	1.041 MW	900LS	IMS-2044	PT UT-45 DEG.	NDT-D-2 NDT-C-2	01-28-01	CR-15
555	IMS-2044-62	P-P	C5.51	MF-2	28	1.041 MW	900LS	IMS-2044	PT UT-45 DEG.	NDT-D-2 NDT-C-2	01-28-01	
556	IMS-2044-62LD	LS	C5.52	MF-2	28	1.041 MW	900LS	IMS-2044	PT UT-45 DEG.	NDT-D-2 NDT-C-2	01-28-01	CR-15
560	IMS-2045-01	R-E	C5.51	MF-2	18	0.938	900LS	IMS-2045	PT UT-45 DEG.	NDT-D-2 NDT-C-2	01-18-03	

NO.	COMPONENT I.D. NO.	COMP. FIG.	ITEM NO.	WELD TYPE	NOM. PIPE SIZE	NOM. THK.	MATL. SPEC.	DRG. NO.	EXAM TYPE	PROC. NO.	CAL. STD. NO.	NOTES
570	IMS-2045-03	E-P	C5.51	MF-2	18	0.938	900LS	IMS-2045	PT UT-45 DEG.	NDT-D-2 NDT-C-2	01-18-03	
571	IMS-2045-04	P-E	C5.51	MF-2	18	0.938	900LS	IMS-2045	PT UT-45 DEG.	NDT-D-2 NDT-C-2	01-18-03	
572	IMS-2045-05	E-P	C5.51	MF-2	18	0.938	900LS	IMS-2045	PT UT-45 DEG.	NDT-D-2 NDT-C-2	01-18-03	
573	IMS-2045-07	P-E	C5.51	MF-2	18	0.938	900LS	IMS-2045	PT UT-45 DEG.	NDT-D-2 NDT-C-2	01-18-03	
574	IMS-2045-08	E-P	C5.51	MF-2	18	0.938	900LS	IMS-2045	PT UT-45 DEG.	NDT-D-2 NDT-C-2	01-18-03	
561	IMS-2045-10	P-R	C5.51	MF-2	18	0.938	900LS	IMS-2045	PT UT-45 DEG.	NDT-D-2 NDT-C-2	01-18-03	
562	IMS-2045-11	R-E	C5.51	MF-2	18	0.938	900LS	IMS-2045	PT UT-45 DEG.	NDT-D-2 NDT-C-2	01-18-03	
563	IMS-2045-13	E-P	C5.51	MF-2	18	0.938	900LS	IMS-2045	PT UT-45 DEG.	NDT-D-2 NDT-C-2	01-18-03	
564	IMS-2045-14	P-E	C5.51	MF-2	18	0.938	900LS	IMS-2045	PT UT-45 DEG.	NDT-D-2 NDT-C-2	01-18-03	
565	IMS-2045-15	E-P	C5.51	MF-2	18	0.938	900LS	IMS-2045	PT UT-45 DEG.	NDT-D-2 NDT-C-2	01-18-03	
566	IMS-2045-17	P-E	C5.51	MF-2	18	0.938	900LS	IMS-2045	PT UT-45 DEG.	NDT-D-2 NDT-C-2	01-18-03	

NO.	COMPONENT I.D. NO.	COMP. FIG.	ITEM NO.	WELD TYPE	NOM. PIPE SIZE	NOM. THK.	MATL. SPEC.	DWG. NO.	EXAM TYPE	PROC. NO.	CAL. STD. NO.	NOTES
567	IMS-2045-18	E-P	C5.51	MF-2	18	0.938	900LS	IMS-2045	PT UT-45 DEG.	NDT-D-2 NDT-C-2	01-18-03	
568	IMS-2045-18A	P-P	C5.51	MF-2	18	0.938	900LS	IMS-2045	PT UT-45 DEG.	NDT-D-2 NDT-C-2	01-18-03	
569	IMS-2045-20	P-R	C5.51	MF-2	18	0.938	900LS	IMS-2045	PT UT-45 DEG.	NDT-D-2 NDT-C-2	01-18-03	
575	IRD-0022-1-01	P-C	C5.51	MF-2	12	0.688	SA-106	GEL-1112	PT UT-45 DEG.	NDT-D-2 NDT-C-2	01-12-04	
586	IRD-0022-1-02	R-P	C5.51	MF-2	12	0.688	SA-106	GEL-1112	PT UT-45 DEG.	NDT-D-2 NDT-C-2	01-12-04	
597	IRD-0022-1-02A	E-R	C5.51	MF-2	8	0.500	SA-106	GEL-1112	PT UT-45 DEG.	NDT-D-2 NDT-C-2	01-08-04	
598	IRD-0022-1-03	P-E	C5.51	MF-2	8	0.500	SA-106	GEL-1112	PT UT-45 DEG.	NDT-D-2 NDT-C-2	01-08-04	
607	IRD-0022-1-04	E-P	C5.51	MF-2	8	0.500	SA-106	GEL-1112	PT UT-45 DEG.	NDT-D-2 NDT-C-2	01-08-04	
608	IRD-0022-1-05	P-E	C5.51	MF-2	8	0.500	SA-106	GEL-1112	PT UT-45 DEG.	NDT-D-2 NDT-C-2	01-08-04	
609	IRD-0022-1-06	E-P	C5.51	MF-2	8	0.500	SA-106	GEL-1112	PT UT-45 DEG.	NDT-D-2 NDT-C-2	01-08-04	
610	IRD-0022-1-07	T-E	C5.51	MF-2	8	0.500	SA-106	GEL-1112	PT UT-45 DEG.	NDT-D-2 NDT-C-2	01-08-04	

NO.	COMPONENT I.D. NO.	COMP. FIG.	ITEM NO.	WELD TYPE	NOM. PIPE SIZE	NOM. THK.	MATL. SPEC.	DWG. NO.	EXAM TYPE	PROC. NO.	CAL. STD. NO.	NOTES
611	IRD-0022-1-08	P-T	C5.51	MF-2	8	0.500	SA-106	GEL-1112	PT UT-45 DEG.	NDT-D-2 NDT-C-2	01-08-04	
612	IRD-0022-1-09	P-T	C5.51	MF-2	8	0.500	SA-106	GEL-1112	PT UT-45 DEG.	NDT-D-2 NDT-C-2	01-08-04	
576	IRD-0022-1-10	T-P	C5.51	MF-2	8	0.500	SA-106	GEL-1112	PT UT-45 DEG.	NDT-D-2 NDT-C-2	01-08-04	
577	IRD-0022-1-11	P-T	C5.51	MF-2	8	0.500	SA-106	GEL-1112	PT UT-45 DEG.	NDT-D-2 NDT-C-2	01-08-04	
578	IRD-0022-1-12	P-T	C5.51	MF-2	8	0.500	SA-106	GEL-1112	PT UT-45 DEG.	NDT-D-2 NDT-C-2	01-08-04	
579	IRD-0022-1-13	T-P	C5.51	MF-2	8	0.500	SA-106	GEL-1112	PT UT-45 DEG.	NDT-D-2 NDT-C-2	01-08-04	
580	IRD-0022-1-14	P-T	C5.51	MF-2	8	0.500	SA-106	GEL-1112	PT UT-45 DEG.	NDT-D-2 NDT-C-2	01-08-04	
581	IRD-0022-1-15	P-T	C5.51	MF-2	8	0.500	SA-106	GEL-1112	PT UT-45 DEG.	NDT-D-2 NDT-C-2	01-08-04	
582	IRD-0022-1-16	T-P	C5.51	MF-2	8	0.500	SA-106	GEL-1112	PT UT-45 DEG.	NDT-D-2 NDT-C-2	01-08-04	
583	IRD-0022-1-17	P-T	C5.51	MF-2	8	0.500	SA-106	GEL-1112	PT UT-45 DEG.	NDT-D-2 NDT-C-2	01-08-04	
584	IRD-0022-1-18	P-T	C5.51	MF-2	8	0.500	SA-106	GEL-1112	PT UT-45 DEG.	NDT-D-2 NDT-C-2	01-08-04	

NO.	COMPONENT I.D. NO.	COMP. FIG.	ITEM NO.	WELD TYPE	NOM. PIPE SIZE	NOM. THK.	MATL. SPEC.	DWG. NO.	EXAM TYPE	PROC. NO.	CAL. STD. NO.	NOTES
585	IRD-0022-1-19	T-P	C5.51	MF-2	8	0.500	SA-106	GEL-1112	PT UT-45 DEG.	NDT-D-2 NDT-C-2	01-08-04	
587	IRD-0022-1-20	P-T	C5.51	MF-2	8	0.500	SA-106	GEL-1112	PT UT-45 DEG.	NDT-D-2 NDT-C-2	01-08-04	
588	IRD-0022-1-21	P-T	C5.51	MF-2	8	0.500	SA-106	GEL-1112	PT UT-45 DEG.	NDT-D-2 NDT-C-2	01-08-04	
589	IRD-0022-1-22	T-P	C5.51	MF-2	8	0.500	SA-106	GEL-1112	PT UT-45 DEG.	NDT-D-2 NDT-C-2	01-08-04	
590	IRD-0022-1-23	P-T	C5.51	MF-2	8	0.500	SA-106	GEL-1112	PT UT-45 DEG.	NDT-D-2 NDT-C-2	01-08-04	
591	IRD-0022-1-24	P-T	C5.51	MF-2	8	0.500	SA-106	GEL-1112	PT UT-45 DEG.	NDT-D-2 NDT-C-2	01-08-04	
592	IRD-0022-1-25	T-P	C5.51	MF-2	8	0.500	SA-106	GEL-1112	PT UT-45 DEG.	NDT-D-2 NDT-C-2	01-08-04	
593	IRD-0022-1-26	P-T	C5.51	MF-2	8	0.500	SA-106	GEL-1112	PT UT-45 DEG.	NDT-D-2 NDT-C-2	01-08-04	
594	IRD-0022-1-27	P-T	C5.51	MF-2	8	0.500	SA-106	GEL-1112	PT UT-45 DEG.	NDT-D-2 NDT-C-2	01-08-04	
595	IRD-0022-1-28	E-P	C5.51	MF-2	8	0.500	SA-106	GEL-1112	PT UT-45 DEG.	NDT-D-2 NDT-C-2	01-08-04	
596	IRD-0022-1-29	P-E	C5.51	MF-2	8	0.500	SA-106	GEL-1112	PT UT-45 DEG.	NDT-D-2 NDT-C-2	01-08-04	

NO.	COMPONENT I.D. NO.	COMP. FIG.	ITEM NO.	WELD TYPE	NOM. PIPE SIZE	NOM. THK.	MATL. SPEC.	DWG. NO.	EXAM TYPE	PROC. NO.	CAL. STD. NO.	NOTES
599	IRD-0022-1-30	F-P	C5.51	MF-2	8	0.500	SA-106	GEL-1112	PT UT-45 DEG.	NDT-D-2 NDT-C-2	01-08-04	
600	IRD-0022-1-31	F-P	C5.51	MF-2	8	0.500	SA-106	GEL-1112	PT UT-45 DEG.	NDT-D-2 NDT-C-2	01-08-04	
601	IRD-0022-1-32	F-P	C5.51	MF-2	8	0.500	SA-106	GEL-1112	PT UT-45 DEG.	NDT-D-2 NDT-C-2	01-08-04	
602	IRD-0022-1-33	F-P	C5.51	MF-2	8	0.500	SA-106	GEL-1112	PT UT-45 DEG.	NDT-D-2 NDT-C-2	01-08-04	
603	IRD-0022-1-34	F-P	C5.51	MF-2	8	0.500	SA-106	GEL-1112	PT UT-45 DEG.	NDT-D-2 NDT-C-2	01-08-04	
604	IRD-0022-1-35	F-P	C5.51	MF-2	8	0.500	SA-106	GEL-1112	PT UT-45 DEG.	NDT-D-2 NDT-C-2	01-08-04	
605	IRD-0022-1-36	F-P	C5.51	MF-2	8	0.500	SA-106	GEL-1112	PT UT-45 DEG.	NDT-D-2 NDT-C-2	01-08-04	
606	IRD-0022-1-37	F-P	C5.51	MF-2	8	0.500	SA-106	GEL-1112	PT UT-45 DEG.	NDT-D-2 NDT-C-2	01-08-04	
613	IRD-0022-2-01	P-C	C5.51	MF-2	12	0.688	SA-106	GEL-1105	PT UT-45 DEG.	NDT-D-2 NDT-C-2	01-12-04	
624	IRD-0022-2-02	R-P	C5.51	MF-2	12	0.688	SA-106	GEL-1105	PT UT-45 DEG.	NDT-D-2 NDT-C-2	01-12-04	
636	IRD-0022-2-02A	E-R	C5.51	MF-2	8	0.500	SA-106	GEL-1105	PT UT-45 DEG.	NDT-D-2 NDT-C-2	01-08-04	

NO.	COMPONENT I.D. NO.	COMP. FIG.	ITEM NO.	WELD TYPE	NOM. PIPE SIZE	NOM. THK.	MATL. SPEC.	DWG. NO.	EXAM TYPE	PROC. NO.	CAL. STD. NO.	NOTES
637	IRD-0022-2-03	P-E	C5.51	MF-2	8	0.500	SA-106	GEL-1105	PT UT-45 DEG.	NDT-D-2 NDT-C-2	01-08-04	
649	IRD-0022-2-04	E-P	C5.51	MF-2	8	0.500	SA-106	GEL-1105	PT UT-45 DEG.	NDT-D-2 NDT-C-2	01-08-04	
652	IRD-0022-2-05	P-E	C5.51	MF-2	8	0.500	SA-106	GEL-1105	PT UT-45 DEG.	NDT-D-2 NDT-C-2	01-08-04	
653	IRD-0022-2-06	T-P	C5.51	MF-2	8	0.500	SA-106	GEL-1105	PT UT-45 DEG.	NDT-D-2 NDT-C-2	01-08-04	
654	IRD-0022-2-07	P-T	C5.51	MF-2	8	0.500	SA-106	GEL-1105	PT UT-45 DEG.	NDT-D-2 NDT-C-2	01-08-04	
655	IRD-0022-2-08	P-T	C5.51	MF-2	8	0.500	SA-106	GEL-1105	PT UT-45 DEG.	NDT-D-2 NDT-C-2	01-08-04	
656	IRD-0022-2-09	T-P	C5.51	MF-2	8	0.500	SA-106	GEL-1105	PT UT-45 DEG.	NDT-D-2 NDT-C-2	01-08-04	
614	IRD-0022-2-10	P-T	C5.51	MF-2	8	0.500	SA-106	GEL-1105	PT UT-45 DEG.	NDT-D-2 NDT-C-2	01-08-04	
615	IRD-0022-2-11	T-T	C5.51	MF-2	8	0.500	SA-106	GEL-1105	PT UT-45 DEG.	NDT-D-2 NDT-C-2	01-08-04	
616	IRD-0022-2-12	P-T	C5.51	MF-2	8	0.500	SA-106	GEL-1105	PT UT-45 DEG.	NDT-D-2 NDT-C-2	01-08-04	
617	IRD-0022-2-13	P-T	C5.51	MF-2	8	0.500	SA-106	GEL-1105	PT UT-45 DEG.	NDT-D-2 NDT-C-2	01-08-04	

NO.	COMPONENT I.D. NO.	COMP. FIG.	ITEM NO.	WELD TYPE	NOM. PIPE SIZE	NOM. THK.	MATL. SPEC.	DWG. NO.	EXAM TYPE	PROC. NO.	CAL. STD. NO.	NOTES
618	IRD-0022-2-14	E-P	C5.51	MF-2	8	0.500	SA-106	GEL-1105	PT UT-45 DEG.	NDT-D-2 NDT-C-2	01-08-04	
619	IRD-0022-2-15	P-E	C5.51	MF-2	8	0.500	SA-106	GEL-1105	PT UT-45 DEG.	NDT-D-2 NDT-C-2	01-08-04	
620	IRD-0022-2-16	E-P	C5.51	MF-2	8	0.500	SA-106	GEL-1105	PT UT-45 DEG.	NDT-D-2 NDT-C-2	01-08-04	
621	IRD-0022-2-17	P-E	C5.51	MF-2	8	0.500	SA-106	GEL-1105	PT UT-45 DEG.	NDT-D-2 NDT-C-2	01-08-04	
622	IRD-0022-2-18	T-P	C5.51	MF-2	8	0.500	SA-106	GEL-1105	PT UT-45 DEG.	NDT-D-2 NDT-C-2	01-08-04	
623	IRD-0022-2-19	P-T	C5.51	MF-2	8	0.500	SA-106	GEL-1105	PT UT-45 DEG.	NDT-D-2 NDT-C-2	01-08-04	
625	IRD-0022-2-20	P-T	C5.51	MF-2	8	0.500	SA-106	GEL-1105	PT UT-45 DEG.	NDT-D-2 NDT-C-2	01-08-04	
626	IRD-0022-2-21	T-P	C5.51	MF-2	8	0.500	SA-106	GEL-1105	PT UT-45 DEG.	NDT-D-2 NDT-C-2	01-08-04	
627	IRD-0022-2-22	P-T	C5.51	MF-2	8	0.500	SA-106	GEL-1105	PT UT-45 DEG.	NDT-D-2 NDT-C-2	01-08-04	
628	IRD-0022-2-23	P-T	C5.51	MF-2	8	0.500	SA-106	GEL-1105	PT UT-45 DEG.	NDT-D-2 NDT-C-2	01-08-04	
629	IRD-0022-2-24	E-P	C5.51	MF-2	8	0.500	SA-106	GEL-1105	PT UT-45 DEG.	NDT-D-2 NDT-C-2	01-08-04	

NO.	COMPONENT I.D. NO.	COMP. FIG.	ITEM NO.	WELD TYPE	NOM. PIPE SIZE	NOM. THK.	MATL. SPEC.	DRG. NO.	EXAM TYPE	PROC. NO.	CAL. STD. NO.	NOTES
630	IRD-0022-2-25	P-E	C5.51	MF-2	8	0.500	SA-106	GEL-1105	PT UT-45 DEG.	NDT-D-2 NDT-C-2	01-08-04	
631	IRD-0022-2-26	T-P	C5.51	MF-2	8	0.500	SA-106	GEL-1105	PT UT-45 DEG.	NDT-D-2 NDT-C-2	01-08-04	
632	IRD-0022-2-27	P-T	C5.51	MF-2	8	0.500	SA-106	GEL-1105	PT UT-45 DEG.	NDT-D-2 NDT-C-2	01-08-04	
633	IRD-0022-2-28	P-T	C5.51	MF-2	8	0.500	SA-106	GEL-1105	PT UT-45 DEG.	NDT-D-2 NDT-C-2	01-08-04	
634	IRD-0022-2-28A	P-P	C5.51	MF-2	8	0.500	SA-106	GEL-1105	PT UT-45 DEG.	NDT-D-2 NDT-C-2	01-08-04	
635	IRD-0022-2-29	T-P	C5.51	MF-2	8	0.500	SA-106	GEL-1105	PT UT-45 DEG.	NDT-D-2 NDT-C-2	01-08-04	
638	IRD-0022-2-30	P-T	C5.51	MF-2	8	0.500	SA-106	GEL-1105	PT UT-45 DEG.	NDT-D-2 NDT-C-2	01-08-04	
639	IRD-0022-2-30A	P-P	C5.51	MF-2	8	0.500	SA-106	GEL-1105	PT UT-45 DEG.	NDT-D-2 NDT-C-2	01-08-04	
640	IRD-0022-2-31	P-T	C5.51	MF-2	8	0.500	SA-106	GEL-1105	PT UT-45 DEG.	NDT-D-2 NDT-C-2	01-08-04	
641	IRD-0022-2-32	E-P	C5.51	MF-2	8	0.500	SA-106	GEL-1105	PT UT-45 DEG.	NDT-D-2 NDT-C-2	01-08-04	
642	IRD-0022-2-33	P-E	C5.51	MF-2	8	0.500	SA-106	GEL-1105	PT UT-45 DEG.	NDT-D-2 NDT-C-2	01-08-04	

NO.	COMPONENT I.D. NO.	COMP. FIG.	ITEM NO.	WELD TYPE	NOM. PIPE SIZE	NOM. THK.	MATL. SPEC.	DWG. NO.	EXAM TYPE	PROC. NO.	CAL. STD. NO.	NOTES
643	IRD-0022-2-34	F-P	C5.51	MF-2	8	0.500	SA-106	GEL-1105	PT UT-45 DEG.	NDT-D-2 NDT-C-2	01-08-04	
644	IRD-0022-2-35	F-P	C5.51	MF-2	8	0.500	SA-106	GEL-1105	PT UT-45 DEG.	NDT-D-2 NDT-C-2	01-08-04	
645	IRD-0022-2-36	F-P	C5.51	MF-2	8	0.500	SA-106	GEL-1105	PT UT-45 DEG.	NDT-D-2 NDT-C-2	01-08-04	
646	IRD-0022-2-37	F-P	C5.51	MF-2	8	0.500	SA-106	GEL-1105	PT UT-45 DEG.	NDT-D-2 NDT-C-2	01-08-04	
647	IRD-0022-2-38	F-P	C5.51	MF-2	8	0.500	SA-106	GEL-1105	PT UT-45 DEG.	NDT-D-2 NDT-C-2	01-08-04	
648	IRD-0022-2-39	F-P	C5.51	MF-2	8	0.500	SA-106	GEL-1105	PT UT-45 DEG.	NDT-D-2 NDT-C-2	01-08-04	
650	IRD-0022-2-40	F-P	C5.51	MF-2	8	0.500	SA-106	GEL-1105	PT UT-45 DEG.	NDT-D-2 NDT-C-2	01-08-04	
651	IRD-0022-2-41	F-P	C5.51	MF-2	8	0.500	SA-106	GEL-1105	PT UT-45 DEG.	NDT-D-2 NDT-C-2	01-08-04	
657	IRD-0022-33A	P-P	C5.51	MF-2	8	0.500	SA-106	GEL-1105	PT UT-45 DEG.	NDT-D-2 NDT-C-2	01-08-04	
658	IRH-2003-01	E-V	C5.51	MF-2	12	0.406	307LS	IRH-2003	PT UT-45 DEG.	NDT-D-2 NDT-C-2	01-12-01	
659	IRH-2005-01	E-V	C5.51	MF-2	12	0.406	307LS	IRH-2005	PT UT-45 DEG.	NDT-D-2 NDT-C-2	01-12-01	

NO.	COMPONENT I.D. NO.	COMP. FIG.	ITEM NO.	WELD TYPE	NOM. PIPE SIZE	NOM. THK.	MATL. SPEC.	DWG. NO.	EXAM TYPE	PROC. NO.	CAL. STD. NO.	NOTES
660	IRH-2006-01	E-T	C5.51	MF-2	12	0.406	307LS	IRH-2005	PT UT-45 DEG.	NDT-D-2 NDT-C-2	01-12-01	
661	IRH-2006-01	E-T	C5.51	MF-2	18	0.562	307LS	IRH-2006	PT UT-45 DEG.	NDT-D-2 NDT-C-2	01-18-01	
668	IRH-2006-02	T-P	C5.51	MF-2	18	0.562	307LS	IRH-2006	PT UT-45 DEG.	NDT-D-2 NDT-C-2	01-18-01	
685	IRH-2006-06B	P-E	C5.51	MF-2	18	0.562	307LS	IRH-2006	PT UT-45 DEG.	NDT-D-2 NDT-C-2	01-18-01	
686	IRH-2006-07	E-P	C5.51	MF-2	18	0.562	307LS	IRH-2006	PT UT-45 DEG.	NDT-D-2 NDT-C-2	01-18-01	
687	IRH-2006-09	P-E	C5.51	MF-2	18	0.562	307LS	IRH-2006	PT UT-45 DEG.	NDT-D-2 NDT-C-2	01-18-01	
662	IRH-2006-12	E-T	C5.51	MF-2	18	0.562	307LS	IRH-2006	PT UT-45 DEG.	NDT-D-2 NDT-C-2	01-18-01	
663	IRH-2006-14	T-R	C5.51	MF-2	18	0.562	307LS	IRH-2006	PT UT-45 DEG.	NDT-D-2 NDT-C-2	01-18-01	
664	IRH-2006-15	R-P	C5.51	MF-2	12	0.406	307LS	IRH-2006	PT UT-45 DEG.	NDT-D-2 NDT-C-2	01-12-01	
665	IRH-2006-17	P-E	C5.51	MF-2	12	0.406	307LS	IRH-2006	PT UT-45 DEG.	NDT-D-2 NDT-C-2	01-12-01	
666	IRH-2006-18	E-P	C5.51	MF-2	12	0.406	307LS	IRH-2006	PT UT-45 DEG.	NDT-D-2 NDT-C-2	01-12-01	

NO.	COMPONENT I.D. NO.	COMP. FIG.	ITEM NO.	WELD TYPE	NOM. PIPE SIZE	NOM. THK.	MATL. SPEC.	DWG. NO.	EXAM TYPE	PROC. NO.	CAL. STD. NO.	NOTES
667	IRH-2006-19	P-E	C5.51	MF-2	12	0.406	307LS	IRH-2006	PT UT-45 DEG.	NDT-D-2 NDT-C-2	01-12-01	
669	IRH-2006-20	E-P	C5.51	MF-2	12	0.406	307LS	IRH-2006	PT UT-45 DEG.	NDT-D-2 NDT-C-2	01-12-01	
670	IRH-2006-21	P-E	C5.51	MF-2	12	0.406	307LS	IRH-2006	PT UT-45 DEG.	NDT-D-2 NDT-C-2	01-12-01	
671	IRH-2006-22	E-P	C5.51	MF-2	12	0.406	307LS	IRH-2006	PT UT-45 DEG.	NDT-D-2 NDT-C-2	01-12-01	
672	IRH-2006-25	P-V	C5.51	MF-2	12	0.406	307LS	IRH-2006	PT UT-45 DEG.	NDT-D-2 NDT-C-2	01-12-01	
673	IRH-2006-26	T-P	C5.51	MF-2	12	0.406	307LS	IRH-2006	PT UT-45 DEG.	NDT-D-2 NDT-C-2	01-12-01	
674	IRH-2006-30	P-E	C5.51	MF-2	12	0.406	307LS	IRH-2006	PT UT-45 DEG.	NDT-D-2 NDT-C-2	01-12-01	
675	IRH-2006-37	E-P	C5.51	MF-2	12	0.406	307LS	IRH-2006	PT UT-45 DEG.	NDT-D-2 NDT-C-2	01-12-01	
676	IRH-2006-38	T-P	C5.51	MF-2	12	0.406	307LS	IRH-2006	PT UT-45 DEG.	NDT-D-2 NDT-C-2	01-12-01	
677	IRH-2006-39	P-E	C5.51	MF-2	12	0.406	307LS	IRH-2006	PT UT-45 DEG.	NDT-D-2 NDT-C-2	01-12-01	
678	IRH-2006-40	E-P	C5.51	MF-2	12	0.406	307LS	IRH-2006	PT UT-45 DEG.	NDT-D-2 NDT-C-2	01-12-01	

NO.	COMPONENT I.D. NO.	COMP. FIG.	ITEM NO.	WELD TYPE	NOM. PIPE SIZE	NOM. THK.	MATL. SPEC.	DWG. NO.	EXAM TYPE	PROC. NO.	CAL. STD. NO.	NOTES
679	IRH-2006-41	P-E	C5.51	MF-2	12	0.406	307LS	IRH-2006	PT UT-45 DEG.	NDT-D-2 NDT-C-2	01-12-01	
680	IRH-2006-42	E-P	C5.51	MF-2	12	0.406	307LS	IRH-2006	PT UT-45 DEG.	NDT-D-2 NDT-C-2	01-12-01	
681	IRH-2006-42E	P-V	C5.51	MF-2	12	0.406	307LS	IRH-2006	PT UT-45 DEG.	NDT-D-2 NDT-C-2	01-12-01	
682	IRH-2006-43E	V-E	C5.51	MF-2	12	0.406	307LS	IRH-2006	PT UT-45 DEG.	NDT-D-2 NDT-C-2	01-12-01	
683	IRH-2006-46A	E-P	C5.51	MF-2	12	0.406	307LS	IRH-2006	PT UT-45 DEG.	NDT-D-2 NDT-C-2	01-12-01	
684	IRH-2006-48A	P-F	C5.51	MF-2	12	0.406	307LS	IRH-2006	PT UT-45 DEG.	NDT-D-2 NDT-C-2	01-12-01	
690	IRH-2007-02	F-E	C5.51	MF-2	14	0.438	307LS	IRH-2007	PT UT-45 DEG.	NDT-D-2 NDT-C-2	01-14-03	
696	IRH-2007-03	E-P	C5.51	MF-2	18	0.562	307LS	IRH-2007	PT UT-45 DEG.	NDT-D-2 NDT-C-2	01-18-01	
702	IRH-2007-05	P-W	C5.51	MF-2	18	0.562	307LS	IRH-2007	PT UT-45 DEG.	NDT-D-2 NDT-C-2	01-18-01	
707	IRH-2007-06	W-P	C5.51	MF-2	8	0.322	307LS	IRH-2007	N/A	N/A	N/A	INCLUDED IN POPULATION BUR NOT EXAMINED DUE TO WALL THICK <3/8"
711	IRH-2007-07	P-E	C5.51	MF-2	8	0.322	307LS	IRH-2007	N/A	N/A	N/A	INCLUDED IN POPULATION BUT NOT EXAMINED DUE TO WALL THICK. < 3/8"

NO.	COMPONENT I.D. NO.	COMP. FIG.	ITEM NO.	WELD TYPE	NOM. PIPE SIZE	NOM. THK.	MATL. SPEC.	DWG. NO.	EXAM TYPE	PROC. NO.	CAL. STD. NO.	NOTES
688	IRH-2007-16	P-V	C5.51	MF-2	18	0.562	307LS	IRH-2007	PT UT-45 DEG.	NDT-D-2 NDT-C-2	01-18-01	
689	IRH-2007-19	V-E	C5.51	MF-2	18	0.562	307LS	IRH-2007	PT UT-45 DEG.	NDT-D-2 NDT-C-2	01-18-01	
691	IRH-2007-24	E-P	C5.51	MF-2	18	0.562	307LS	IRH-2007	PT UT-45 DEG.	NDT-D-2 NDT-C-2	01-18-01	
692	IRH-2007-25	P-E	C5.51	MF-2	18	0.562	307LS	IRH-2007	PT UT-45 DEG.	NDT-D-2 NDT-C-2	01-18-01	
693	IRH-2007-26	E-P	C5.51	MF-2	18	0.562	307LS	IRH-2007	PT UT-45 DEG.	NDT-D-2 NDT-C-2	01-18-01	
694	IRH-2007-27	P-V	C5.51	MF-2	18	0.562	307LS	IRH-2007	PT UT-45 DEG.	NDT-D-2 NDT-C-2	01-18-01	
695	IRH-2007-28	V-E	C5.51	MF-2	18	0.562	307LS	IRH-2007	PT UT-45 DEG.	NDT-D-2 NDT-C-2	01-18-01	
697	IRH-2007-32	E-P	C5.51	MF-2	18	0.562	307LS	IRH-2007	PT UT-45 DEG.	NDT-D-2 NDT-C-2	01-18-01	
698	IRH-2007-45	P-E	C5.51	MF-2	18	0.562	307LS	IRH-2007	PT UT-45 DEG.	NDT-D-2 NDT-C-2	01-18-01	
699	IRH-2007-47	E-P	C5.51	MF-2	18	0.562	307LS	IRH-2007	PT UT-45 DEG.	NDT-D-2 NDT-C-2	01-18-01	
700	IRH-2007-48	P-T	C5.51	MF-2	18	0.562	307LS	IRH-2007	PT UT-45 DEG.	NDT-D-2 NDT-C-2	01-18-01	

NO.	COMPONENT I.D. NO.	COMP. FIG.	ITEM NO.	WELD TYPE	NOM. PIPE SIZE	NOM. THK.	MATL. SPEC.	DWG. NO.	EXAM TYPE	PROC. NO.	CAL. STD. NO.	NOTES
701	IRH-2007-49	T-P	C5.51	MF-2	18	0.562	307LS	IRH-2007	PT UT-45 DEG.	NDT-D-2 NDT-C-2	01-18-01	
703	IRH-2007-51	P-V	C5.51	MF-2	18	0.562	307LS	IRH-2007	PT UT-45 DEG.	NDT-D-2 NDT-C-2	01-18-01	
704	IRH-2007-52	V-T	C5.51	MF-2	18	0.562	307LS	IRH-2007	PT UT-45 DEG.	NDT-D-2 NDT-C-2	01-18-01	
705	IRH-2007-55	P-T	C5.51	MF-2	18	0.562	307LS	IRH-2007	PT UT-45 DEG.	NDT-D-2 NDT-C-2	01-18-01	
706	IRH-2007-56	E-T	C5.51	MF-2	18	0.562	307LS	IRH-2007	PT UT-45 DEG.	NDT-D-2 NDT-C-2	01-18-01	
708	IRH-2007-60	T-P	C5.51	MF-2	18	0.562	307LS	IRH-2007	PT UT-45 DEG.	NDT-D-2 NDT-C-2	01-18-01	
709	IRH-2007-66	P-E	C5.51	MF-2	18	0.562	307LS	IRH-2007	PT UT-45 DEG.	NDT-D-2 NDT-C-2	01-18-01	
710	IRH-2007-67	E-P	C5.51	MF-2	18	0.562	307LS	IRH-2007	PT UT-45 DEG.	NDT-D-2 NDT-C-2	01-18-01	
712	IRH-2007-72	P-E	C5.51	MF-2	18	0.562	307LS	IRH-2007	PT UT-45 DEG.	NDT-D-2 NDT-C-2	01-18-01	
713	IRH-2007-76	E-N	C5.51	MF-2	18	0.562	307LS	IRH-2007	PT UT-45 DEG.	NDT-D-2 NDT-C-2	01-18-01	
714	IRH-2007-77	T-P	C5.51	MF-2	18	0.562	307LS	IRH-2007	PT UT-45 DEG.	NDT-D-2 NDT-C-2	01-18-01	

NO.	COMPONENT I.D. NO.	COMP. FIG.	ITEM NO.	WELD TYPE	NOM. PIPE SIZE	NOM. THK.	MATL. SPEC.	DWG. NO.	EXAM TYPE	PROC. NO.	CAL. STD. NO.	NOTES
715	IRH-2007-79	P-E	C5.51	MF-2	18	0.562	307LS	IRH-2007	PT UT-45 DEG.	NDT-D-2 NDT-C-2	01-18-01	
716	IRH-2007-80	E-P	C5.51	MF-2	18	0.562	307LS	IRH-2007	PT UT-45 DEG.	NDT-D-2 NDT-C-2	01-18-01	
717	IRH-2007-81	P-P	C5.51	MF-2	18	0.562	307LS	IRH-2007	PT UT-45 DEG.	NDT-D-2 NDT-C-2	01-18-01	
718	IRH-2007-81E	P-P	C5.51	MF-2	18	0.562	307LS	IRH-2007	PT UT-45 DEG.	NDT-D-2 NDT-C-2	01-18-01	
719	IRH-2007-82	P-E	C5.51	MF-2	18	0.562	307LS	IRH-2007	PT UT-45 DEG.	NDT-D-2 NDT-C-2	01-18-01	
720	IRH-2007-84	E-V	C5.51	MF-2	18	0.562	307LS	IRH-2007	PT UT-45 DEG.	NDT-D-2 NDT-C-2	01-18-01	
721	IRH-2008-01	P-E	C5.51	MF-2	16	0.500	307LS	IRH-2008	PT UT-45 DEG.	NDT-D-2 NDT-C-2	01-16-01	
727	IRH-2008-02	E-P	C5.51	MF-2	16	0.500	307LS	IRH-2008	PT UT-45 DEG.	NDT-D-2 NDT-C-2	01-16-01	
733	IRH-2008-03	P-T	C5.51	MF-2	16	0.500	307LS	IRH-2008	PT UT-45 DEG.	NDT-D-2 NDT-C-2	01-16-01	
738	IRH-2008-04	T-P	C5.51	MF-2	16	0.500	307LS	IRH-2008	PT UT-45 DEG.	NDT-D-2 NDT-C-2	01-16-01	
749	IRH-2008-06	P-R	C5.51	MF-2	16	0.500	307LS	IRH-2008	PT UT-45 DEG.	NDT-D-2 NDT-C-2	01-16-01	

NO.	COMPONENT I.D. NO.	COMP. FIG.	ITEM NO.	WELD TYPE	NOM. PIPE SIZE	NOM. THK.	MATL. SPEC.	DWG. NO.	EXAM TYPE	PROC. NO.	CAL. STD. NO.	NOTES
750	IRH-2008-08	R-E	C5.51	MF-2	12	0.406	307LS	IRH-2008	PT UT-45 DEG.	NDT-D-2 NDT-C-2	01-12-01	
751	IRH-2008-09	E-P	C5.51	MF-2	12	0.406	307LS	IRH-2008	PT UT-45 DEG.	NDT-D-2 NDT-C-2	01-12-01	
722	IRH-2008-10	P-E	C5.51	MF-2	12	0.406	307LS	IRH-2008	PT UT-45 DEG.	NDT-D-2 NDT-C-2	01-12-01	
723	IRH-2008-11	E-P	C5.51	MF-2	12	0.406	307LS	IRH-2008	PT UT-45 DEG.	NDT-D-2 NDT-C-2	01-12-01	
724	IRH-2008-15	P-E	C5.51	MF-2	12	0.406	307LS	IRH-2008	PT UT-45 DEG.	NDT-D-2 NDT-C-2	01-12-01	
725	IRH-2008-16	E-V	C5.51	MF-2	12	0.406	307LS	IRH-2008	PT UT-45 DEG.	NDT-D-2 NDT-C-2	01-12-01	
726	IRH-2008-17	T-P	C5.51	MF-2	16	0.500	307LS	IRH-2008	PT UT-45 DEG.	NDT-D-2 NDT-C-2	01-16-01	
728	IRH-2008-20	P-E	C5.51	MF-2	16	0.500	307LS	IRH-2008	PT UT-45 DEG.	NDT-D-2 NDT-C-2	01-16-01	
729	IRH-2008-22	E-P	C5.51	MF-2	16	0.500	307LS	IRH-2008	PT UT-45 DEG.	NDT-D-2 NDT-C-2	01-16-01	
730	IRH-2008-24	P-E	C5.51	MF-2	16	0.500	307LS	IRH-2008	PT UT-45 DEG.	NDT-D-2 NDT-C-2	01-16-01	
731	IRH-2008-25	E-V	C5.51	MF-2	16	0.500	307LS	IRH-2008	PT UT-45 DEG.	NDT-D-2 NDT-C-2	01-16-01	

NO.	COMPONENT I.D. NO.	COMP. FIG.	ITEM NO.	WELD TYPE	NOM. PIPE SIZE	NOM. THK.	MATL. SPEC.	DWG. NO.	EXAM TYPE	PROC. NO.	CAL. STD. NO.	NOTES
732	IRH-2008-26	V-P	C5.51	MF-2	16	0.500	307LS	IRH-2008	PT UT-45 DEG.	NDT-D-2 NDT-C-2	01-16-01	
734	IRH-2008-30	P-W	C5.81	MF-2	16	0.500	307LS	IRH-2008	PT	NDT-D-2	N/A	
735	IRH-2008-31	W-F	C5.51	MF-2	16	0.500	307LS	IRH-2008	PT UT-45 DEG.	NDT-D-2 NDT-C-2	01-16-01	
736	IRH-2008-37	P-V	C5.51	MF-2	16	0.500	307LS	IRH-2008	PT UT-45 DEG.	NDT-D-2 NDT-C-2	01-16-01	
737	IRH-2008-38	V-P	C5.51	MF-2	16	0.500	307LS	IRH-2008	PT UT-45 DEG.	NDT-D-2 NDT-C-2	01-16-01	
739	IRH-2008-41	P-E	C5.51	MF-2	16	0.500	307LS	IRH-2008	PT UT-45 DEG.	NDT-D-2 NDT-C-2	01-16-01	
740	IRH-2008-44	E-P	C5.51	MF-2	16	0.500	307LS	IRH-2008	PT UT-45 DEG.	NDT-D-2 NDT-C-2	01-16-01	
741	IRH-2008-45	P-P	C5.51	MF-2	16	0.500	307LS	IRH-2008	PT UT-45 DEG.	NDT-D-2 NDT-C-2	01-16-01	
742	IRH-2008-45	P-P	C5.51	MF-2	16	0.500	307LS	IRH-2008	PT UT-45 DEG.	NDT-D-2 NDT-C-2	01-16-01	
743	IRH-2008-51	P-E	C5.51	MF-2	16	0.500	307LS	IRH-2008	PT UT-45 DEG.	NDT-D-2 NDT-C-2	01-16-01	
744	IRH-2008-52	E-P	C5.51	MF-2	16	0.500	307LS	IRH-2008	PT UT-45 DEG.	NDT-D-2 NDT-C-2	01-16-01	

NO.	COMPONENT I.D. NO.	COMP. FIG.	ITEM NO.	WELD TYPE	NOM. PIPE SIZE	NOM. THK.	MATL. SPEC.	DWG. NO.	EXAM TYPE	PROC. NO.	CAL. STD. NO.	NOTES
745	IRH-2008-53	P-E	C5.51	MF-2	16	0.500	307LS	IRH-2008	PT UT-45 DEG.	NDT-D-2 NDT-C-2	01-16-01	
746	IRH-2008-54	E-T	C5.51	MF-2	16	0.500	307LS	IRH-2008	PT UT-45 DEG.	NDT-D-2 NDT-C-2	01-16-01	
747	IRH-2008-55	T-R	C5.51	MF-2	16	0.500	307LS	IRH-2008	PT UT-45 DEG.	NDT-D-2 NDT-C-2	01-16-01	
748	IRH-2008-56	T-R	C5.51	MF-2	16	0.500	307LS	IRH-2008	PT UT-45 DEG.	NDT-D-2 NDT-C-2	01-16-01	
752	IRH-2009-01	P-E	C5.51	MF-2	16	0.500	307LS	IRH-2009	PT UT-45 DEG.	NDT-D-2 NDT-C-2	01-16-01	
760	IRH-2009-02	E-P	C5.51	MF-2	16	0.500	307LS	IRH-2009	PT UT-45 DEG.	NDT-D-2 NDT-C-2	01-16-01	
761	IRH-2009-03	P-E	C5.51	MF-2	16	0.500	307LS	IRH-2009	PT UT-45 DEG.	NDT-D-2 NDT-C-2	01-16-01	
762	IRH-2009-04	E-P	C5.51	MF-2	16	0.500	307LS	IRH-2009	PT UT-45 DEG.	NDT-D-2 NDT-C-2	01-16-01	
763	IRH-2009-04A	P-P	C5.51	MF-2	16	0.500	307LS	IRH-2009	PT UT-45 DEG.	NDT-D-2 NDT-C-2	01-16-01	
764	IRH-2009-04C	P-P	C5.51	MF-2	16	0.500	307LS	IRH-2009	PT UT-45 DEG.	NDT-D-2 NDT-C-2	01-16-01	
765	IRH-2009-04E	P-P	C5.51	MF-2	16	0.500	307LS	IRH-2009	PT UT-45 DEG.	NDT-D-2 NDT-C-2	01-16-01	

NO.	COMPONENT I.D. NO.	COMP. FIG.	ITEM NO.	WELD TYPE	NOM. PIPE SIZE	NOM. THK.	MATL. SPEC.	DWG. NO.	EXAM TYPE	PROC. NO.	CAL. STD. NO.	NOTES
766	IRH-2009-04H	P-P	C5.51	MF-2	16	0.500	307LS	IRH-2009	PT UT-45 DEG.	NDT-D-2 NDT-C-2	01-16-01	
767	IRH-2009-05	P-E	C5.51	MF-2	16	0.500	307LS	IRH-2009	PT UT-45 DEG.	NDT-D-2 NDT-C-2	01-16-01	
768	IRH-2009-06D	E-P	C5.51	MF-2	16	0.500	307LS	IRH-2009	PT UT-45 DEG.	NDT-D-2 NDT-C-2	01-16-01	
769	IRH-2009-07	P-E	C5.51	MF-2	16	0.500	307LS	IRH-2009	PT UT-45 DEG.	NDT-D-2 NDT-C-2	01-16-01	
770	IRH-2009-08	E-E	C5.51	MF-2	16	0.500	307LS	IRH-2009	PT UT-45 DEG.	NDT-D-2 NDT-C-2	01-16-01	
771	IRH-2009-09	E-P	C5.51	MF-2	16	0.500	307LS	IRH-2009	PT UT-45 DEG.	NDT-D-2 NDT-C-2	01-16-01	
753	IRH-2009-10	P-E	C5.51	MF-2	16	0.500	307LS	IRH-2009	PT UT-45 DEG.	NDT-D-2 NDT-C-2	01-16-01	
754	IRH-2009-11	E-P	C5.51	MF-2	16	0.500	307LS	IRH-2009	PT UT-45 DEG.	NDT-D-2 NDT-C-2	01-16-01	
755	IRH-2009-12	P-E	C5.51	MF-2	16	0.500	307LS	IRH-2009	PT UT-45 DEG.	NDT-D-2 NDT-C-2	01-16-01	
756	IRH-2009-13	E-P	C5.51	MF-2	16	0.500	307LS	IRH-2009	PT UT-45 DEG.	NDT-D-2 NDT-C-2	01-16-01	
757	IRH-2009-13A	P-P	C5.51	MF-2	16	0.500	307LS	IRH-2009	PT UT-45 DEG.	NDT-D-2 NDT-C-2	01-16-01	

NO.	COMPONENT I.D. NO.	COMP. FIG.	ITEM NO.	WELD TYPE	NOM. PIPE SIZE	NOM. THK.	MATL. SPEC.	DWG. NO.	EXAM TYPE	PROC. NO.	CAL. STD. NO.	NOTES
758	IRH-2009-14	P-E	C5.51	MF-2	16	0.500	307LS	IRH-2009	PT UT-45 DEG.	NDT-D-2 NDT-C-2	01-16-01	
759	IRH-2009-15	E-P	C5.51	MF-2	16	0.500	307LS	IRH-2009	PT UT-45 DEG.	NDT-D-2 NDT-C-2	01-16-01	
781	IRH-2010-02	F-E	C5.51	MF-2	24	0.375	105LS	IRH-2010	PT UT-45 DEG.	NDT-D-2 NDT-C-2	01-24-03	
790	IRH-2010-05C	E-P	C5.51	MF-2	24	0.375	105LS	IRH-2010	PT UT-45 DEG.	NDT-D-2 NDT-C-2	01-24-03	
791	IRH-2010-08A	P-V	C5.51	MF-2	24	0.688	105LS/ 307LS	IRH-2010	PT UT-45 DEG.	NDT-D-2 NDT-C-2	01-24-02 *01-24-03	
792	IRH-2010-09A	V-E	C5.51	MF-2	24	0.688	307LS	IRH-2010	PT UT-45 DEG.	NDT-D-2 NDT-C-2	01-24-02	
772	IRH-2010-12B	E-P	C5.51	MF-2	24	0.688	307LS	IRH-2010	PT UT-45 DEG.	NDT-D-2 NDT-C-2	01-24-02	
773	IRH-2010-14	P-P	C5.51	MF-2	24	0.688	307LS	IRH-2010	PT UT-45 DEG.	NDT-D-2 NDT-C-2	01-24-02	
774	IRH-2010-18	P-T	C5 51	MF-2	24	0.688	307LS	IRH-2010	PT UT-45 DEG.	NDT-D-2 NDT-C-2	01-24-02	
775	IRH-2010-19	T-E	C5.51	MF-2	24	0.688	307LS	IRH-2010	PT UT-45 DEG.	NDT-D-2 NDT-C-2	01-24-02	
776	IRH-2010-20	T-E	C5.51	MF-2	24	0.688	307LS	IRH-2010	PT UT-45 DEG.	NDT-D-2 NDT-C-2	01-24-02	

NO.	COMPONENT I.D. NO.	COMP. FIG.	ITEM NO.	WELD TYPE	NOM. PIPE SIZE	NOM. THK.	MATL. SPEC.	DWG. NO.	EXAM TYPE	PROC. NO.	CAL. STD. NO.	NOTES
777	IRH-2010-22	E-F	C5.51	MF-2	24	0.688	307LS	IRH-2010	PT UT-45 DEG.	NDT-D-2 NDT-C-2	01-24-02	
778	IRH-2010-25	E-P	C5.51	MF-2	24	0.688	307LS	IRH-2010	PT UT-45 DEG.	NDT-D-2 NDT-C-2	01-24-02	
779	IRH-2010-27	P-E	C5.51	MF-2	24	0.688	307LS	IRH-2010	PT UT-45 DEG.	NDT-D-2 NDT-C-2	01-24-02	
780	IRH-2010-29	E-E	C5.51	MF-2	24	0.688	307LS	IRH-2010	PT UT-45 DEG.	NDT-D-2 NDT-C-2	01-24-02	
782	IRH-2010-30	E-E	C5.51	MF-2	24	0.688	307LS	IRH-2010	PT UT-45 DEG.	NDT-D-2 NDT-C-2	01-24-02	
783	IRH-2010-32	E-P	C5.51	MF-2	24	0.688	307LS	IRH-2010	PT UT-45 DEG.	NDT-D-2 NDT-C-2	01-24-02	
784	IRH-2010-33	P-T	C5.51	MF-2	24	0.688	307LS	IRH-2010	PT UT-45 DEG.	NDT-D-2 NDT-C-2	01-24-02	
785	IRH-2010-36	T-P	C5.51	MF-2	24	0.688	307LS	IRH-2010	PT UT-45 DEG.	NDT-D-2 NDT-C-2	01-24-02	
786	IRH-2010-37A	T-V	C5.51	MF-2	18	0.562	307LS	IRH-2010	PT UT-45 DEG.	NDT-D-2 NDT-C-2	01-18-03	
787	IRH-2010-42	P-F	C5.51	MF-2	24	0.688	307LS	IRH-2010	PT UT-45 DEG.	NDT-D-2 NDT-C-2	01-24-02	
788	IRH-2010-45	P-F	C5.51	MF-2	24	0.688	307LS	IRH-2010	PT UT-45 DEG.	NDT-D-2 NDT-C-2	01-24-02	

NO.	COMPONENT I.D. NO.	COMP. FIG.	ITEM NO.	WELD TYPE	NOM. PIPE SIZE	NOM. THK.	MATL. SPEC.	DWG. NO.	EXAM TYPE	PROC. NO.	CAL. STD. NO.	NOTES
789	IRH-2010-48	P-F	C5.51	MF-2	24	0.688	307LS	IRH-2010	PT UT-45 DEG.	NDT-D-2 NDT-C-2	01-24-02	
799	IRH-2011-02A	F-E	C5.51	MF-2	24	0.375	105LS	IRH-2011	PT UT-45 DEG.	NDT-D-2	01-24-03	
814	IRH-2011-07	E-P	C5.51	MF-2	24	0.375	105LS	IRH-2011	PT UT-45 DEG.	NDT-D-2 NDT-C-2	01-24-03	
793	IRH-2011-14	P-V	C5.51	MF-2	24	0.688	105LS/ 307LS	IRH-2011	PT UT-45 DEG.	NDT-D-2 NDT-C-2	01-24-03	
794	IRH-2011-15	V-E	C5.51	MF-2	24	0.688	307LS	IRH-2011	PT UT-45 DEG.	NDT-D-2 NDT-C-2	01-24-02	
795	IRH-2011-17	E-P	C5.51	MF-2	24	0.688	307LS	IRH-2011	PT UT-45 DEG.	NDT-D-2 NDT-C-2	01-24-02	
796	IRH-2011-26	P-T	C5.51	MF-2	24	0.688	307LS	IRH-2011	PT UT-45 DEG.	NDT-D-2 NDT-C-2	01-24-02	
797	IRH-2011-27	T-E	C5.51	MF-2	24	0.688	307LS	IRH-2011	PT UT-45 DEG.	NDT-D-2 NDT-C-2	01-24-02	
798	IRH-2011-29	E-P	C5.51	MF-2	24	0.688	307LS	IRH-2011	PT UT-45 DEG.	NDT-D-2 NDT-C-2	01-24-02	
800	IRH-2011-31	P-E	C5.51	MF-2	24	0.688	307LS	IRH-2011	PT UT-45 DEG.	NDT-D-2 NDT-C-2	01-24-02	
801	IRH-2011-32	E-E	C5.51	MF-2	24	0.688	307LS	IRH-2011	PT UT-45 DEG.	NDT-D-2 NDT-C-2	01-24-02	

NO.	COMPONENT I.D. NO.	COMP. FIG.	ITEM NO.	WELD TYPE	NOM. PIPE SIZE	NOM. THK.	MATL. SPEC.	DRG. NO.	EXAM TYPE	PROC. NO.	CAL. STD. NO.	NOTES
802	IRH-2011-37	E-T	C5.51	MF-2	24	0.688	307LS	IRH-2011	PT UT-45 DEG.	NDT-D-2 NDT-C-2	01-24-02	
803	IRH-2011-39	T-V	C5.51	MF-2	18	0.562	307LS	IRH-2011	PT UT-45 DEG.	NDT-D-2 NDT-C-2	01-18-01	
804	IRH-2011-40	T-P	C5.51	MF-2	24	0.688	307LS	IRH-2011	PT UT-45 DEG.	NDT-D-2 NDT-C-2	01-24-02	
805	IRH-2011-43	P-F	C5.51	MF-2	24	0.688	307LS	IRH-2011	PT UT-45 DEG.	NDT-D-2 NDT-C-2	01-24-02	
806	IRH-2011-45A	F-P	C5.51	MF-2	24	0.688	307LS	IRH-2011	PT UT-45 DEG.	NDT-D-2 NDT-C-2	01-24-02	
807	IRH-2011-49A	P-F	C5.51	MF-2	24	0.688	307LS	IRH-2011	PT UT-45 DEG.	NDT-D-2 NDT-C-2	01-24-02	
808	IRH-2011-52	F-V	C5.51	MF-2	24	0.688	307LS	IRH-2011	PT UT-45 DEG.	NDT-D-2 NDT-C-2	01-24-02	
809	IRH-2011-53	V-E	C5.51	MF-2	20	0.594	307LS	IRH-2011	PT UT-45 DEG.	NDT-D-2 NDT-C-2	01-20-01	
810	IRH-2011-54	E-P	C5.51	MF-2	20	0.594	307LS	IRH-2011	PT UT-45 DEG.	NDT-D-2 NDT-C-2	01-20-01	
811	IRH-2011-56	P-E	C5.51	MF-2	20	0.594	307LS	IRH-2011	PT UT-45 DEG.	NDT-D-2 NDT-C-2	01-20-01	
812	IRH-2011-57	E-P	C5.51	MF-2	20	0.594	307LS	IRH-2011	PT UT-45 DEG.	NDT-D-2 NDT-C-2	01-20-01	

NO.	COMPONENT I.D. NO.	COMP. FIG.	ITEM NO.	WELD TYPE	NOM. PIPE SIZE	NOM. THK.	MATL. SPEC.	DWG. NO.	EXAM TYPE	PROC. NO.	CAL. STD. NO.	NOTES
813	IRH-2011-59	P-T	C5.51	MF-2	20	0.594	307LS	IRH-2011	PT UT-45 DEG.	NDT-D-2 NDT-C-2	01-20-01	
818	IRH-2012-02	F-E	C5.51	MF-2	14	0.438	307LS	IRH-2012	PT UT-45 DEG.	NDT-D-2 NDT-C-2	01-14-03	
827	IRH-2012-05	E-P	C5.51	MF-2	18	0.562	307LS	IRH-2012	PT UT-45 DEG.	NDT-D-2 NDT-C-2	01-18-01	
828	IRH-2012-08	P-W	C5.51	MF-2	18	0.562	307LS	IRH-2012	PT UT-45 DEG.	NDT-D-2	01-18-01	
815	IRH-2012-11	P-E	C5.51	MF-2	18	0.562	307LS	IRH-2012	PT UT-45 DEG.	NDT-D-2 NDT-C-2	01-18-01	
816	IRH-2012-13	E-P	C5.51	MF-2	18	0.562	307LS	IRH-2012	PT UT-45 DEG.	NDT-D-2 NDT-C-2	01-18-01	
817	IRH-2012-19	P-F	C5.51	MF-2	18	0.562	307LS	IRH-2012	PT UT-45 DEG.	NDT-D-2 NDT-C-2	01-18-01	
819	IRH-2012-21	F-P	C5.51	MF-2	18	0.562	307LS	IRH-2012	PT UT-45 DEG.	NDT-D-2 NDT-C-2	01-18-01	
820	IRH-2012-27	P-E	C5.51	MF-2	18	0.562	307LS	IRH-2012	PT UT-45 DEG.	NDT-D-2 NDT-C-2	01-18-01	
821	IRH-2012-29	E-P	C5.51	MF-2	18	0.562	307LS	IRH-2012	PT UT-45 DEG.	NDT-D-2 NDT-C-2	01-18-01	
822	IRH-2012-31	P-E	C5.51	MF-2	18	0.562	307LS	IRH-2012	PT UT-45 DEG.	NDT-D-2 NDT-C-2	01-18-01	

NO.	COMPONENT I.D. NO.	COMP. FIG.	ITEM NO.	WELD TYPE	NOM. PIPE SIZE	NOM. THK.	MATL. SPEC.	DRG. NO.	EXAM TYPE	PROC. NO.	CAL. STD. NO.	NOTES
823	IRH-2012-32	E-P	C5.51	MF-2	18	0.562	307LS	IRH-2012	PT UT-45 DEG.	NDT-D-2 NDT-C-2	01-18-01	
824	IRH-2012-35	P-E	C5.51	MF-2	18	0.562	307LS	IRH-2012	PT UT-45 DEG.	NDT-D-2 NDT-C-2	01-18-01	
825	IRH-2012-36	E-P	C5.51	MF-2	18	0.562	307LS	IRH-2012	PT UT-45 DEG.	NDT-D-2 NDT-C-2	01-18-01	
826	IRH-2012-40	P-V	C5.51	MF-2	18	0.562	307LS	IRH-2012	PT UT-45 DEG.	NDT-D-2 NDT-C-2	01-18-01	
829	IRH-2013-01	N-P	C5.51	MF-2	18	0.562	307LS	IRH-2013	PT UT-45 DEG.	NDT-D-2 NDT-C-2	01-18-01	
843	IRH-2013-08	P-T	C5.51	MF-2	18	0.562	307LS	IRH-2013	PT UT-45 DEG.	NDT-D-2 NDT-C-2	01-18-01	
830	IRH-2013-11	T-V	C5.51	MF-2	18	0.562	307LS	IRH-2013	PT UT-45 DEG.	NDT-D-2 NDT-C-2	01-18-01	
831	IRH-2013-12A	P-P	C5.51	MF-2	18	0.562	307LS	IRH-2013	PT UT-45 DEG.	NDT-D-2 NDT-C-2	01-18-01	
832	IRH-2013-12B	V-P	C5.51	MF-2	18	0.562	307LS	IRH-2013	PT UT-45 DEG.	NDT-D-2 NDT-C-2	01-18-01	
833	IRH-2013-15	P-T	C5.51	MF-2	18	0.562	307LS	IRH-2013	PT UT-45 DEG.	NDT-D-2 NDT-C-2	01-18-01	
834	IRH-2013-16	T-P	C5.51	MF-2	18	0.562	307LS	IRH-2013	PT UT-45 DEG.	NDT-D-2 NDT-C-2	01-18-01	

NO.	COMPONENT I.D. NO.	COMP. FIG.	ITEM NO.	WELD TYPE	NOM. PIPE SIZE	NOM. THK.	MATL. SPEC.	DWG. NO.	EXAM TYPE	PROC. NO.	CAL. STD. NO.	NOTES
835	IRH-2013-21	P-E	C5.51	MF-2	18	0.562	307LS	IRH-2013	PT UT-45 DEG.	NDT-D-2 NDT-C-2	01-18-01	
836	IRH-2013-22	E-P	C5.51	MF-2	18	0.562	307LS	IRH-2013	PT UT-45 DEG.	NDT-D-2 NDT-C-2	01-18-01	
837	IRH-2013-23	P-E	C5.51	MF-2	18	0.562	307LS	IRH-2013	PT UT-45 DEG.	NDT-D-2 NDT-C-2	01-18-01	
838	IRH-2013-24	E-E	C5.51	MF-2	18	0.562	307LS	IRH-2013	PT UT-45 DEG.	NDT-D-2 NDT-C-2	01-18-01	
839	IRH-2013-33	E-N	C5.51	MF-2	18	0.562	307LS	IRH-2013	PT UT-45 DEG.	NDT-D-2 NDT-C-2	01-18-01	
840	IRH-2013-34	T-P	C5.51	MF-2	18	0.562	307LS	IRH-2013	PT UT-45 DEG.	NDT-D-2 NDT-C-2	01-18-01	
841	IRH-2013-39	P-V	C5.51	MF-2	18	0.562	307LS	IRH-2013	PT UT-45 DEG.	NDT-D-2 NDT-C-2	01-18-01	
842	IRH-2013-40	V-E	C5.51	MF-2	18	0.562	307LS	IRH-2013	PT UT-45 DEG.	NDT-D-2 NDT-C-2	01-18-01	
844	IRH-2014-01	P-P	C5.51	MF-2	18	0.562	307LS	IRH-2014	PT UT-45 DEG.	NDT-D-2 NDT-C-2	01-18-01	
854	IRH-2014-01A	N-P	C5.51	MF-2	18	0.562	307LS	IRH-2014	PT UT-45 DEG.	NDT-D-2 NDT-C-2	01-18-01	
859	IRH-2014-07	P-E	C5.51	MF-2	18	0.562	307LS	IRH-2014	PT UT-45 DEG.	NDT-D-2 NDT-C-2	01-18-01	

NO.	COMPONENT I.D. NO.	COMP. FIG.	ITEM NO.	WELD TYPE	NOM. PIPE SIZE	NOM. THK.	MATL. SPEC.	DWG. NO.	EXAM TYPE	PROC. NO.	CAL. STD. NO.	NOTES
860	IRH-2014-08	E-P	C5.51	MF-2	18	0.562	307LS	IRH-2014	PT UT-45 DEG.	NDT-D-2 NDT-C-2	01-18-01	
861	IRH-2014-09	P-E	C5.51	MF-2	18	0.562	307LS	IRH-2014	PT UT-45 DEG.	NDT-D-2 NDT-C-2	01-18-01	
845	IRH-2014-10	E-P	C5.51	MF-2	18	0.562	307LS	IRH-2014	PT UT-45 DEG.	NDT-D-2 NDT-C-2	01-18-01	
846	IRH-2014-12	P-V	C5.51	MF-2	18	0.562	307LS	IRH-2014	PT UT-45 DEG.	NDT-D-2 NDT-C-2	01-18-01	
847	IRH-2014-13	V-E	C5.51	MF-2	18	0.562	307LS	IRH-2014	PT UT-45 DEG.	NDT-D-2 NDT-C-2	01-18-01	
848	IRH-2014-14	E-P	C5.51	MF-2	18	0.562	307LS	IRH-2014	PT UT-45 DEG.	NDT-D-2 NDT-C-2	01-18-01	
849	IRH-2014-15	P-T	C5.51	MF-2	18	0.562	307LS	IRH-2014	PT UT-45 DEG.	NDT-D-2 NDT-C-2	01-18-01	
850	IRH-2014-16	T-P	C5.51	MF-2	18	0.562	307LS	IRH-2014	PT UT-45 DEG.	NDT-D-2 NDT-C-2	01-18-01	
851	IRH-2014-18	P-F	C5.51	MF-2	18	0.562	307LS	IRH-2014	PT UT-45 DEG.	NDT-D-2 NDT-C-2	01-18-01	
852	IRH-2014-18A	P-P	C5.51	MF-2	18	0.562	307LS	IRH-2014	PT UT-45 DEG.	NDT-D-2 NDT-C-2	01-18-01	
853	IRH-2014-18B	P-P	C5.51	MF-2	18	0.562	307LS	IRH-2014	PT UT-45 DEG.	NDT-D-2 NDT-C-2	01-18-01	

NO.	COMPONENT I.D. NO.	COMP. FIG.	ITEM NO.	WELD TYPE	NOM. PIPE SIZE	NOM. THK.	MATL. SPEC.	DRG. NO.	EXAM TYPE	PROC. NO.	CAL. STD. NO.	NOTES
855	IRH-2014-20	E-P	C5.51	MF-2	18	0.562	307LS	IRH-2014	PT UT-45 DEG.	NDT-D-2 NDT-C-2	01-18-01	
856	IRH-2014-21	P-E	C5.51	MF-2	18	0.562	307LS	IRH-2014	PT UT-45 DEG.	NDT-D-2 NDT-C-2	01-18-01	
857	IRH-2014-22	E-P	C5.51	MF-2	18	0.562	307LS	IRH-2014	PT UT-45 DEG.	NDT-D-2 NDT-C-2	01-18-01	
858	IRH-2014-24	P-T	C5.51	MF-2	18	0.562	307LS	IRH-2014	PT UT-45 DEG.	NDT-D-2 NDT-C-2	01-18-01	
869	IRH-2015-02	F-P	C5.51	MF-2	18	0.562	307LS	IRH-2015	PT UT-45 DEG.	NDT-D-2 NDT-C-2	01-18-01	
871	IRH-2015-03	P-E	C5.51	MF-2	18	0.562	307LS	IRH-2015	PT UT-45 DEG.	NDT-D-2 NDT-C-2	01-18-01	
872	IRH-2015-04	E-P	C5.51	MF-2	18	0.562	307LS	IRH-2015	PT UT-45 DEG.	NDT-D-2 NDT-C-2	01-18-01	
873	IRH-2015-07	P-E	C5.51	MF-2	18	0.562	307LS	IRH-2015	PT UT-45 DEG.	NDT-D-2 NDT-C-2	01-18-01	
874	IRH-2015-09	E-T	C5.51	MF-2	18	0.562	307LS	IRH-2015	PT UT-45 DEG.	NDT-D-2 NDT-C-2	01-18-01	
862	IRH-2015-10	T-P	C5.51	MF-2	18	0.562	307LS	IRH-2015	PT UT-45 DEG.	NDT-D-2 NDT-C-2	01-18-01	
863	IRH-2015-12	P-V	C5.51	MF-2	18	0.562	307LS	IRH-2015	PT UT-45 DEG.	NDT-D-2 NDT-C-2	01-18-01	

NO.	COMPONENT I.D. NO.	COMP. FIG.	ITEM NO.	WELD TYPE	NOM. PIPE SIZE	NOM. THK.	MATL. SPEC.	DWG. NO.	EXAM TYPE	PROC. NO.	CAL. STD. NO.	NOTES
864	IRH-2015-13	T-P	C5.51	MF-2	18	0.562	307LS	IRH-2015	PT UT-45 DEG.	NDT-D-2 NDT-C-2	01-18-01	
865	IRH-2015-14	P-W	C5.81	MF-2	18	0.562	307LS	IRH-2015	PT	NDT-D-2	N/A	
866	IRH-2015-17	P-R	C5.51	MF-2	18	0.562	307LS	IRH-2015	PT UT-45 DEG.	NDT-D-2 NDT-C-2	01-18-01	
867	IRH-2015-18	R-E	C5.51	MF-2	16	0.500	307LS	IRH-2015	PT UT-45 DEG.	NDT-D-2 NDT-C-2	01-16-01	
868	IRH-2015-19	E-P	C5.51	MF-2	16	0.500	307LS	IRH-2015	PT UT-45 DEG.	NDT-D-2 NDT-C-2	01-16-01	
870	IRH-2015-20	P-E	C5.51	MF-2	16	0.500	307LS	IRH-2015	PT UT-45 DEG.	NDT-D-2 NDT-C-2	01-16-01	
886	IRH-2016-02A	F-E	C5.51	MF-2	24	0.375	105LS	IRH-2016	PT UT-45 DEG.	NDT-D-2 NDT-C-2	01-24-03	
891	IRH-2016-03A	E-P	C5.51	MF-2	24	0.375	105LS	IRH-2016	PT UT-45 DEG.	NDT-D-2 NDT-C-2	01-24-03	
897	IRH-2016-04A	P-P	C5.51	MF-2	24	0.375	105LS	IRH-2016	PT UT-45 DEG.	NDT-D-2 NDT-C-2	01-24-03	
875	IRH-2016-10A	P-V	C5.51	MF-2	24	0.375	105LS	IRH-2016	PT UT-45 DEG.	NDT-D-2 NDT-C-2	01-24-03	
876	IRH-2016-11	V-E	C5.51	MF-2	24	0.375	105LS	IRH-2016	PT UT-45 DEG.	NDT-D-2 NDT-C-2	01-24-03	

NO.	COMPONENT I.D. NO.	COMP. FIG.	ITEM NO.	WELD TYPE	NOM. PIPE SIZE	NOM. THK.	MATL. SPEC.	DWG. NO.	EXAM TYPE	PROC. NO.	CAL. STD. NO.	NOTES
877	IRH-2016-14	E-P	C5.51	MF-2	24	0.375	105LS	IRH-2016	PT UT-45 DEG.	NDT-D-2 NDT-C-2	01-24-03	
878	IRH-2016-15	P-W	C5.81	MF-2	24	0.375	105LS	IRH-2016	PT	NDT-D-2	N/A	
879	IRH-2016-18	P-E	C5.51	MF-2	24	0.375	105LS	IRH-2016	PT UT-45 DEG.	NDT-D-2 NDT-C-2	01-24-03	
880	IRH-2016-19	E-P	C5.51	MF-2	24	0.375	105LS	IRH-2016	PT UT-45 DEG.	NDT-D-2 NDT-C-2	01-24-03	
881	IRH-2016-20	P-E	C5.51	MF-2	24	0.375	105LS	IRH-2016	PT UT-45 DEG.	NDT-D-2 NDT-C-2	01-24-03	
882	IRH-2016-22	E-E	C5.51	MF-2	24	0.375	105LS	IRH-2016	PT UT-45 DEG.	NDT-D-2 NDT-C-2	01-24-03	
883	IRH-2016-25	E-T	C5.51	MF-2	24	0.375	105LS	IRH-2016	PT UT-45 DEG.	NDT-D-2 NDT-C-2	01-24-03	
884	IRH-2016-28	T-V	C5.51	MF-2	18	0.375	105LS	IRH-2016	PT UT-45 DEG.	NDT-D-2 NDT-C-2	01-18-05	
885	IRH-2016-29	T-P	C5.51	MF-2	24	0.375	105LS	IRH-2016	PT UT-45 DEG.	NDT-D-2 NDT-C-2	01-24-03	
887	IRH-2016-30	P-W	C5.51	MF-2	24	0.375	105LS	IRH-2016	PT UT-45 DEG.	NDT-D-2 NDT-C-2	01-24-03	
888	IRH-2016-32	P-F	C5.51	MF-2	24	0.375	105LS	IRH-2016	PT UT-45 DEG.	NDT-D-2 NDT-C-2	01-24-03	

NO.	COMPONENT I.D. NO.	CORP. FIG.	ITEM NO.	WELD TYPE	NOM. PIPE SIZE	NOM. THK.	MATL. SPEC.	DRG. NO.	EXAM TYPE	PROC. NO.	CAL. STD. NO.	NOTES
889	IRH-2016-36	F-P	C5.51	MF-2	24	0.375	105LS	IRH-2016	PT UT-45 DEG.	NDT-D-2 NDT-C-2	01-24-03	
890	IRH-2016-37A	P-F	C5.51	MF-2	24	0.375	105LS	IRH-2016	PT UT-45 DEG.	NDT-D-2 NDT-C-2	01-24-03	
892	IRH-2016-41	W-P	C5.51	MF-2	14	0.375	105LS	IRH-2016	PT UT-45 DEG.	NDT-D-2 NDT-C-2	01-14-01	
893	IRH-2016-43	P-E	C5.51	MF-2	14	0.375	105LS	IRH-2016	PT UT-45 DEG.	NDT-D-2 NDT-C-2	01-14-01	
894	IRH-2016-44	E-P	C5.51	MF-2	14	0.375	105LS	IRH-2016	PT UT-45 DEG.	NDT-D-2 NDT-C-2	01-14-01	
895	IRH-2016-48	P-V	C5.51	MF-2	14	0.375	105LS	IRH-2016	PT UT-45 DEG.	NDT-D-2 NDT-C-2	01-14-01	
896	IRH-2016-49	V-F	C5.51	MF-2	14	0.375	105LS	IRH-2016	PT UT-45 DEG.	NDT-D-2 NDT-C-2	01-14-01	
898	IRH-2016-51	W-E	C5.51	MF-2	14	0.375	105LS	IRH-2016	PT UT-45 DEG.	NDT-D-2 NDT-C-2	01-14-01	
899	IRH-2016-52A	E-P	C5.51	MF-2	14	0.375	105LS	IRH-2016	PT UT-45 DEG.	NDT-D-2 NDT-C-2	01-14-01	
900	IRH-2016-53A	P-E	C5.51	MF-2	14	0.375	105LS	IRH-2016	PT UT-45 DEG.	NDT-D-2 NDT-C-2	01-14-01	
901	IRH-2016-54	E-P	C5.51	MF-2	14	0.375	105LS	IRH-2016	PT UT-45 DEG.	NDT-D-2 NDT-C-2	01-14-01	

NO.	COMPONENT I.D. NO.	COMP. FIG.	ITEM NO.	WELD TYPE	NOM. PIPE SIZE	NOM. THK.	MATL. SPEC.	DWG. NO.	EXAM TYPE	PROC. NO.	CAL. STD. NO.	NOTES
902	IRH-2016-57A	P-V	C5.51	MF-2	14	0.375	105LS	IRH-2016	PT UT-45 DEG.	NDT-D-2 NDT-C-2	01-14-01	
903	IRH-2016-58	V-E	C5.51	MF-2	14	0.375	105LS	IRH-2016	PT UT-45 DEG.	NDT-D-2 NDT-C-2	01-14-01	
904	IRH-2016-59	E-P	C5.51	MF-2	14	0.375	105LS	IRH-2016	PT UT-45 DEG.	NDT-D-2 NDT-C-2	01-14-01	
905	IRH-2016-59B	P-F	C5.51	MF-2	14	0.375	105LS	IRH-2016	PT UT-45 DEG.	NDT-D-2 NDT-C-2	01-14-01	
906	IRH-2017-01	E-P	C5.51	MF-2	16	0.500	307LS	IRH-2017	PT UT-45 DEG.	NDT-D-2 NDT-C-2	01-16-01	
911	IRH-2017-01A	P-P	C5.51	MF-2	16	0.500	307LS	IRH-2017	PT UT-45 DEG.	NDT-D-2 NDT-C-2	01-16-01	
912	IRH-2017-02	P-E	C5.51	MF-2	16	0.500	307LS	IRH-2017	PT UT-45 DEG.	NDT-D-2 NDT-C-2	01-16-01	
913	IRH-2017-03	E-P	C5.51	MF-2	16	0.500	307LS	IRH-2017	PT UT-45 DEG.	NDT-D-2 NDT-C-2	01-16-01	
914	IRH-2017-04	P-E	C5.51	MF-2	16	0.500	307LS	IRH-2017	PT UT-45 DEG.	NDT-D-2 NDT-C-2	01-16-01	
915	IRH-2017-05	E-P	C5.51	MF-2	16	0.500	307LS	IRH-2017	PT UT-45 DEG.	NDT-D-2 NDT-C-2	01-16-01	
916	IRH-2017-07	P-T	C5.51	MF-2	16	0.500	307LS	IRH-2017	PT UT-45 DEG.	NDT-D-2 NDT-C-2	01-16-01	

NO.	COMPONENT I.D. NO.	COMP. FIG.	ITEM NO.	WELD TYPE	NOM. PIPE SIZE	NOM. THK.	MATL. SPEC.	DWG. NO.	EXAM TYPE	PROC. NO.	CAL. STD. NO.	NOTES
917	IRH-2017-08	T-R	C5.51	MF-2	16	0.500	307LS	IRH-2017	PT UT-45 DEG.	NDT-D-2 NDT-C-2	01-16-01	
918	IRH-2017-09	R-P	C5.51	MF-2	12	0.406	307LS	IRH-2017	PT UT-45 DEG.	NDT-D-2 NDT-C-2	01-12-01	
907	IRH-2017-10	P-E	C5.51	MF-2	12	0.406	307LS	IRH-2017	PT UT-45 DEG.	NDT-D-2 NDT-C-2	01-12-01	
908	IRH-2017-11	E-P	C5.51	MF-2	12	0.406	307LS	IRH-2017	PT UT-45 DEG.	NDT-D-2 NDT-C-2	01-12-01	
909	IRH-2017-11L	P-P	C5.51	MF-2	12	0.406	307LS	IRH-2017	PT UT-45 DEG.	NDT-D-2 NDT-C-2	01-12-01	
910	IRH-2017-12	P-E	C5.51	MF-2	12	0.406	307LS	IRH-2017	PT UT-45 DEG.	NDT-D-2 NDT-C-2	01-12-01	
919	IRH-2018-01	E-P	C5.51	MF-2	12	0.406	307LS	IRH-2018	PT UT-45 DEG.	NDT-D-2 NDT-C-2	01-12-01	
921	IRH-2018-02	P-E	C5.51	MF-2	12	0.406	307LS	IRH-2018	PT UT-45 DEG.	NDT-D-2 NDT-C-2	01-12-01	
922	IRH-2018-03	E-P	C5.51	MF-2	12	0.406	307LS	IRH-2018	PT UT-45 DEG.	NDT-D-2 NDT-C-2	01-12-01	
923	IRH-2018-04	P-F	C5.51	MF-2	12	0.406	307LS	IRH-2018	PT UT-45 DEG.	NDT-D-2 NDT-C-2	01-12-01	
924	IRH-2018-05	E-P	C5.51	MF-2	12	0.406	307LS	IRH-2018	PT UT-45 DEG.	NDT-D-2 NDT-C-2	01-12-01	

NO.	COMPONENT I.D. NO.	COMP. FIG.	ITEM NO.	WELD TYPE	NOM. PIPE SIZE	NOM. THK.	MATL. SPEC.	DRG. NO.	EXAM TYPE	PROC. NO.	CAL. STD. NO.	NOTES
925	IRH-2018-05C	P-P	C5.51	MF-2	12	0.406	307LS	IRH-2018	PT UT-45 DEG.	NDT-D-2 NDT-C-2	01-12-01	
926	IRH-2018-08	P-E	C5.51	MF-2	12	0.406	307LS	IRH-2018	PT UT-45 DEG.	NDT-D-2 NDT-C-2	01-12-01	
927	IRH-2018-09	E-E	C5.51	MF-2	12	0.406	307LS	IRH-2018	PT UT-45 DEG.	NDT-D-2 NDT-C-2	01-12-01	
920	IRH-2018-10	E-P	C5.51	MF-2	12	0.406	307LS	IRH-2018	PT UT-45 DEG.	NDT-D-2 NDT-C-2	01-12-01	
928	IRH-2019-01	P-P	C5.51	MF-2	12	0.406	307LS	IRH-2019	PT UT-45 DEG.	NDT-D-2 NDT-C-2	01-12-01	
929	IRH-2019-01B	P-F	C5.51	MF-2	12	0.406	307LS	IRH-2019	PT UT-45 DEG.	NDT-D-2 NDT-C-2	01-12-01	
931	IRH-2019-01E	P-F	C5.51	MF-2	12	0.406	307LS	IRH-2019	PT UT-45 DEG.	NDT-D-2 NDT-C-2	01-12-01	
932	IRH-2019-01G	F-P	C5.51	MF-2	12	0.406	307LS	IRH-2019	PT UT-45 DEG.	NDT-D-2 NDT-C-2	01-12-01	
933	IRH-2019-01H	P-P	C5.51	MF-2	12	0.406	307LS	IRH-2019	PT UT-45 DEG.	NDT-D-2 NDT-C-2	01-12-01	
934	IRH-2019-02	P-E	C5.51	MF-2	12	0.406	307LS	IRH-2019	PT UT-45 DEG.	NDT-D-2 NDT-C-2	01-12-01	
935	IRH-2019-03	E-P	C5.51	MF-2	12	0.406	307LS	IRH-2019	PT UT-45 DEG.	NDT-D-2 NDT-C-2	01-12-01	

NO.	COMPONENT I.D. NO.	COMP. FIG.	ITEM NO.	WELD TYPE	NOM. PIPE SIZE	NOM. THK.	MATL. SPEC.	DWG. NO.	EXAM TYPE	PROC. NO.	CAL. STD. NO.	NOTES
936	IRH-2019-04	P-E	C5.51	MF-2	12	0.406	307LS	IRH-2019	PT UT-45 DEG.	NDT-D-2 NDT-C-2	01-12-01	
937	IRH-2019-05	E-E	C5.51	MF-2	12	0.406	307LS	IRH-2019	PT UT-45 DEG.	NDT-D-2 NDT-C-2	01-12-01	
938	IRH-2019-06	E-P	C5.51	MF-2	12	0.406	307LS	IRH-2019	PT UT-45 DEG.	NDT-D-2 NDT-C-2	01-12-01	
939	IRH-2019-08	P-E	C5.51	MF-2	12	0.406	307LS	IRH-2019	PT UT-45 DEG.	NDT-D-2 NDT-C-2	01-12-01	
940	IRH-2019-09	E-E	C5.51	MF-2	12	0.406	307LS	IRH-2019	PT UT-45 DEG.	NDT-D-2 NDT-C-2	01-12-01	
930	IRH-2019-1D	F-P	C5.51	MF-2	12	0.406	307LS	IRH-2019	PT UT-45 DEG.	NDT-D-2 NDT-C-2	01-12-01	
941	IRH-2020-01	T-P	C5.51	MF-2	16	0.500	307LS	IRH-2020	PT UT-45 DEG.	NDT-D-2 NDT-C-2	01-16-01	
948	IRH-2020-03	P-E	C5.51	MF-2	16	0.500	307LS	IRH-2020	PT UT-45 DEG.	NDT-D-2 NDT-C-2	01-16-01	
949	IRH-2020-04	E-P	C5.51	MF-2	16	0.500	307LS	IRH-2020	PT UT-45 DEG.	NDT-D-2 NDT-C-2	01-16-01	
950	IRH-2020-05B	P-P	C5.51	MF-2	16	0.500	307LS	IRH-2020	PT UT-45 DEG.	NDT-D-2 NDT-C-2	01-16-01	
951	IRH-2020-07	P-E	C5.51	MF-2	16	0.500	307LS	IRH-2020	PT UT-45 DEG.	NDT-D-2 NDT-C-2	01-16-01	

NO.	COMPONENT I.D. NO.	COMP. FIG.	ITEM NO.	WELD TYPE	NOM. PIPE SIZE	NOM. THK.	MATL. SPEC.	DWG. NO.	EXAM TYPE	PROC. NO.	CAL. STD. NO.	NOTES
952	IRH-2020-08	E-P	C5.51	MF-2	16	0.500	307LS	IRH-2020	PT UT-45 DEG.	NDT-D-2 NDT-C-2	01-16-01	
942	IRH-2020-10	P-V	C5.51	MF-2	16	0.500	307LS	IRH-2020	PT UT-45 DEG.	NDT-D-2 NDT-C-2	01-16-01	
943	IRH-2020-11	V-P	C5.51	MF-2	16	0.500	307LS	IRH-2020	PT UT-45 DEG.	NDT-D-2 NDT-C-2	01-16-01	
944	IRH-2020-13	P-W	C5.81	MF-2	16	0.500	307LS	IRH-2020	PT	NDT-D-2	N/A	
945	IRH-2020-14	W-F	C5.51	MF-2	10	0.365	307LS	IRH-2020	N/A	N/A	N/A	INCLUDED IN POPULATION BUT NOT EXAMINED DUE TO WALL THICK. < 3/8"
946	IRH-2020-18	P-E	C5.51	MF-2	16	0.500	307LS	IRH-2020	PT UT-45 DEG.	NDT-D-2 NDT-C-2	01-16-01	
947	IRH-2020-20A	E-V	C5.51	MF-2	16	0.500	307LS	IRH-2020	PT UT-45 DEG.	NDT-D-2 NDT-C-2	01-16-01	
953	IRH-2021-01	V-P	C5.51	MF-2	16	0.500	307LS	IRH-2021	PT UT-45 DEG.	NDT-D-2 NDT-C-2	01-16-01	
956	IRH-2021-02	P-E	C5.51	MF-2	16	0.500	307LS	IRH-2021	PT UT-45 DEG.	NDT-D-2 NDT-C-2	01-16-01	
957	IRH-2021-03	E-P	C5.51	MF-2	16	0.500	307LS	IRH-2021	PT UT-45 DEG.	NDT-D-2 NDT-C-2	01-16-01	
958	IRH-2021-04	P-E	C5.51	MF-2	16	0.500	307LS	IRH-2021	PT UT-45 DEG.	NDT-D-2 NDT-C-2	01-16-01	

NO.	COMPONENT I.D. NO.	COMP. FIG.	ITEM NO.	WELD TYPE	NOM. PIPE SIZE	NOM. THK.	MATL. SPEC.	DWG. NO.	EXAM TYPE	PROC. NO.	CAL. STD. NO.	NOTES
959	IRH-2021-05	E-P	C5.51	MF-2	16	0.500	307LS	IRH-2021	PT UT-45 DEG.	NDT-D-2 NDT-C-2	01-16-01	
961	IRH-2021-06A	P-E	C5.51	MF-2	16	0.500	307LS	IRH-2021	PT UT-45 DEG.	NDT-D-2 NDT-C-2	01-16-01	
962	IRH-2021-07	E-P	C5.51	MF-2	16	0.500	307LS	IRH-2021	PT UT-45 DEG.	NDT-D-2 NDT-C-2	01-16-01	
963	IRH-2021-08	P-T	C5.51	MF-2	16	0.500	307LS	IRH-2021	PT UT-45 DEG.	NDT-D-2 NDT-C-2	01-16-01	
954	IRH-2021-11	T-R	C5.51	MF-2	16	0.500	307LS	IRH-2021	PT UT-45 DEG.	NDT-D-2 NDT-C-2	01-16-01	
955	IRH-2021-12	T-R	C5.51	MF-2	16	0.500	307LS	IRH-2021	PT UT-45 DEG.	NDT-D-2 NDT-C-2	01-16-01	
960	IRH-2021-5A	P-P	C5.51	MF-2	16	0.500	307LS	IRH-2021	PT UT-45 DEG.	NDT-D-2 NDT-C-2	01-16-01	
964	IRH-2022-01	T-P	C5.51	MF-2	12	0.406	307LS	IRH-2022	PT UT-45 DEG.	NDT-D-2 NDT-C-2	01-12-01	
977	IRH-2022-04	P-E	C5.51	MF-2	12	0.406	307LS	IRH-2022	PT UT-45 DEG.	NDT-D-2 NDT-C-2	01-12-01	
978	IRH-2022-05	E-P	C5.51	MF-2	12	0.406	307LS	IRH-2022	PT UT-45 DEG.	NDT-D-2 NDT-C-2	01-12-01	
979	IRH-2022-06	P-W	C5.81	MF-2	12	0.406	307LS	IRH-2022	PT	NDT-D-2	N/A	

NO.	COMPONENT I.D. NO.	COMP. FIG.	ITEM NO.	WELD TYPE	NOM. PIPE SIZE	NOM. THK.	MATL. SPEC.	DRG. NO.	EXAM TYPE	PROC. NO.	CAL. STD. NO.	NOTES
980	IRH-2022-07	P-P	C5.51	MF-2	12	0.406	307LS	IRH-2022	PT UT-45 DEG.	NDT-D-2 NDT-C-2	01-12-01	
965	IRH-2022-10	P-E	C5.51	MF-2	12	0.406	307LS	IRH-2022	PT UT-45 DEG.	NDT-D-2 NDT-C-2	01-12-01	
966	IRH-2022-11	E-E	C5.51	MF-2	12	0.406	307LS	IRH-2022	PT UT-45 DEG.	NDT-D-2 NDT-C-2	01-12-01	
967	IRH-2022-12	W-E	C5.51	MF-2	6	0.280	307LS	IRH-2022	N/A	N/A	N/A	INCLUDED IN POPULATION BUT NOT EXAMINED DUE TO WALL THICK. < 3/8"
968	IRH-2022-14	E-P	C5.51	MF-2	6	0.280	307LS	IRH-2022	N/A	N/A	N/A	INCLUDED IN POPULATION BUT NOT EXAMINED DUE TO WALL THICK. < 3/8"
969	IRH-2022-16	P-F	C5.51	MF-2	6	0.280	307LS	IRH-2022	N/A	N/A	N/A	INCLUDED IN POPULATION BUT NOT EXAMINED DUE TO WALL THICK. < 3/8"
970	IRH-2022-18	F-P	C5.51	MF-2	6	0.280	307LS	IRH-2022	N/A	N/A	N/A	INCLUDED IN POPULATION BUT NOT EXAMINED DUE TO WALL THICK. < 3/8"
971	IRH-2022-19	P-E	C5.51	MF-2	6	0.280	307LS	IRH-2022	N/A	N/A	N/A	INCLUDED IN POPULATION BUT NOT EXAMINED DUE TO WALL THICK. < 3/8"
972	IRH-2022-20	E-P	C5.51	MF-2	6	0.280	307LS	IRH-2022	N/A	N/A	N/A	INCLUDED IN POPULATION BUT NOT EXAMINED DUE TO WALL THICK. < 3/8"
973	IRH-2022-21A	P-T	C5.51	MF-2	6	0.280	307LS	IRH-2022	N/A	N/A	N/A	INCLUDED IN POPULATION BUT NOT EXAMINED DUE TO WALL THICK. < 3/8"
974	IRH-2022-24	T-P	C5.51	MF-2	6	0.280	307LS	IRH-2022	N/A	N/A	N/A	INCLUDED IN POPULATION BUT NOT EXAMINED DUE TO WALL THICK. < 3/8"

NO.	COMPONENT I.D. NO.	COMP. FIG.	ITEM NO.	WELD TYPE	NOM. PIPE SIZE	NOM. THK.	MATL. SPEC.	DRG. NO.	EXAM TYPE	PROC. NO.	CAL. STD. NO.	NOTES
975	IRH-2022-26	P-E	C5.51	MF-2	6	0.280	307LS	IRH-2022	N/A	N/A	N/A	INCLUDED IN POPULATION BUT NOT EXAMINED DUE TO WALL THICK. < 3/8"
976	IRH-2022-27	E-V	C5.51	MF-2	6	0.280	307LS	IRH-2022	N/A	N/A	N/A	INCLUDED IN POPULATION BUT NOT EXAMINED DUE TO WALL THICK. < 3/8"
981	IRH-2023-01	P-E	C5.51	MF-2	18	0.375	105LS	IRH-2023	PT UT-45 DEG.	NDT-D-2 NDT-C-2	01-18-05	
989	IRH-2023-03	E-P	C5.51	MF-2	18	0.375	105LS	IRH-2023	PT UT-45 DEG.	NDT-D-2 NDT-C-2	01-18-05	
982	IRH-2023-10	P-E	C5.51	MF-2	18	0.375	105LS	IRH-2023	PT UT-45 DEG.	NDT-D-2 NDT-C-2	01-18-05	
983	IRH-2023-11	E-P	C5.51	MF-2	18	0.375	105LS	IRH-2023	PT UT-45 DEG.	NDT-D-2 NDT-C-2	01-18-05	
984	IRH-2023-13	P-E	C5.51	MF-2	18	0.375	105LS	IRH-2023	PT UT-45 DEG.	NDT-D-2 NDT-C-2	01-18-05	
985	IRH-2023-18	E-P	C5.51	MF-2	18	0.375	105LS	IRH-2023	PT UT-45 DEG.	NDT-D-2 NDT-C-2	01-18-05	
986	IRH-2023-21	P-P	C5.51	MF-2	18	0.375	105LS	IRH-2023	PT UT-45 DEG.	NDT-D-2 NDT-C-2	01-18-05	
987	IRH-2023-25	P-P	C5.51	MF-2	18	0.375	105LS	IRH-2023	PT UT-45 DEG.	NDT-D-2 NDT-C-2	01-18-05	
988	IRH-2023-26	P-E	C5.51	MF-2	18	0.375	105LS	IRH-2023	PT UT-45 DEG.	NDT-D-2 NDT-C-2	01-18-05	

NO.	COMPONENT I.D. NO.	COMP. FIG.	ITEM NO.	WELD TYPE	NOM. PIPE SIZE	NOM. THK.	MATL. SPEC.	DRG. NO.	EXAM TYPE	PROC. NO.	CAL. STD. NO.	NOTES
993	IRH-2024-01A	P-P	C5.51	MF-2	18	0.375	105LS	IRH-2024	PT UT-45 DEG.	NDT-D-2 NDT-C-2	01-18-05	
994	IRH-2024-01B	E-P	C5.51	MF-2	18	0.375	105LS	IRH-2024	PT UT-45 DEG.	NDT-D-2 NDT-C-2	01-18-05	
995	IRH-2024-05A	P-P	C5.51	MF-2	18	0.375	105LS	IRH-2024	PT UT-45 DEG.	NDT-D-2 NDT-C-2	01-18-05	
996	IRH-2024-06A	P-V	C5.51	MF-2	18	0.375	105LS	IRH-2024	PT UT-45 DEG.	NDT-D-2 NDT-C-2	01-18-05	
997	IRH-2024-09A	V-P	C5.51	MF-2	18	0.375	105LS	IRH-2024	PT UT-45 DEG.	NDT-D-2 NDT-C-2	01-18-05	
990	IRH-2024-12	P-E	C5.51	MF-2	18	0.375	105LS	IRH-2024	PT UT-45 DEG.	NDT-D-2 NDT-C-2	01-18-05	
991	IRH-2024-13	E-P	C5.51	MF-2	18	0.375	105LS	IRH-2024	PT UT-45 DEG.	NDT-D-2 NDT-C-2	01-18-05	
992	IRH-2024-16	P-P	C5.51	MF-2	18	0.375	105LS	IRH-2024	PT UT-45 DEG.	NDT-D-2 NDT-C-2	01-18-05	
998	IRH-2025-01	P-E	C5.51	MF-2	18	0.375	105LS	IRH-2025	PT UT-45 DEG.	NDT-D-2 NDT-C-2	01-18-05	
1005	IRH-2025-03	E-P	C5.51	MF-2	18	0.375	105LS	IRH-2025	PT UT-45 DEG.	NDT-D-2 NDT-C-2	01-18-05	
1007	IRH-2025-05	P-E	C5.51	MF-2	18	0.375	105LS	IRH-2025	PT UT-45 DEG.	NDT-D-2 NDT-C-2	01-18-05	

NO.	COMPONENT I.D. NO.	COMP. FIG.	ITEM NO.	WELD TYPE	NOM. PIPE SIZE	NOM. THK.	MATL. SPEC.	DWG. NO.	EXAM TYPE	PROC. NO.	CAL. STD. NO.	NOTES
1008	IRH-2025-08	E-P	C5.51	MF-2	18	0.375	105LS	IRH-2025	PT UT-45 DEG.	NDT-D-2 NDT-C-2	01-18-05	
999	IRH-2025-14	P-E	C5.51	MF-2	18	0.375	105LS	IRH-2025	PT UT-45 DEG.	NDT-D-2 NDT-C-2	01-18-05	
1000	IRH-2025-15	E-P	C5.51	MF-2	18	0.375	105LS	IRH-2025	PT UT-45 DEG.	NDT-D-2 NDT-C-2	01-18-05	
1001	IRH-2025-20	P-E	C5.51	MF-2	18	0.375	105LS	IRH-2025	PT UT-45 DEG.	NDT-D-2 NDT-C-2	01-18-05	
1002	IRH-2025-21	E-P	C5.51	MF-2	18	0.375	105LS	IRH-2025	PT UT-45 DEG.	NDT-D-2 NDT-C-2	01-18-05	
1003	IRH-2025-25	P-E	C5.51	MF-2	18	0.375	105LS	IRH-2025	PT UT-45 DEG.	NDT-D-2 NDT-C-2	01-18-05	
1004	IRH-2025-29	E-P	C5.51	MF-2	18	0.375	105LS	IRH-2025	PT UT-45 DEG.	NDT-D-2 NDT-C-2	01-18-05	
1006	IRH-2025-35	P-T	C5.51	MF-2	18	0.375	105LS	IRH-2025	PT UT-45 DEG.	NDT-D-2 NDT-C-2	01-18-05	
1009	IRH-2027-01	V-P	C5.51	MF-2	18	0.375	105LS	IRH-2027	PT UT-45 DEG.	NDT-D-2 NDT-C-2	01-18-05	
1017	IRH-2027-03	P-P	C5.51	MF-2	18	0.375	105LS	IRH-2027	PT UT-45 DEG.	NDT-D-2 NDT-C-2	01-18-05	
1010	IRH-2027-12	P-T	C5.51	MF-2	18	0.375	105LS	IRH-2027	PT UT-45 DEG.	NDT-D-2 NDT-C-2	01-18-05	

NO.	COMPONENT I.D. NO.	COMP. FIG.	ITEM NO.	WELD TYPE	NOM. PIPE SIZE	NOM. THK.	MATL. SPEC.	DWG. NO.	EXAM TYPE	PROC. NO.	CAL. STD. NO.	NOTES
1011	IRH-2027-13	T-P	C5.51	MF-2	18	0.375	105LS	IRH-2027	PT UT-45 DEG.	NDT-D-2 NDT-C-2	01-18-05	
1012	IRH-2027-18	P-E	C5.51	MF-2	18	0.375	105LS	IRH-2027	PT UT-45 DEG.	NDT-D-2 NDT-C-2	01-18-05	
1013	IRH-2027-19	E-P	C5.51	MF-2	18	0.375	105LS	IRH-2027	PT UT-45 DEG.	NDT-D-2 NDT-C-2	01-18-05	
1014	IRH-2027-20	P-E	C5.51	MF-2	18	0.375	105LS	IRH-2027	PT UT-45 DEG.	NDT-D-2 NDT-C-2	01-18-05	
1015	IRH-2027-21	E-P	C5.51	MF-2	18	0.375	105LS	IRH-2027	PT UT-45 DEG.	NDT-D-2 NDT-C-2	01-18-05	
1016	IRH-2027-27	T-E	C5.51	MF-2	14	0.375	105LS	IRH-2027	PT UT-45 DEG.	NDT-D-2 NDT-C-2	01-14-01	
1018	IRH-2027-30	E-V	C5.51	MF-2	14	0.375	105LS	IRH-2027	PT UT-45 DEG.	NDT-D-2 NDT-C-2	01-14-01	
1019	IRH-2027-31	V-F	C5.51	MF-2	14	0.375	105LS	IRH-2027	PT UT-45 DEG.	NDT-D-2 NDT-C-2	01-14-01	
1020	IRH-2028-01	P-E	C5.51	MF-2	18	0.375	105LS	IRH-2028	PT UT-45 DEG.	NDT-D-2 NDT-C-2	01-18-05	
1025	IRH-2028-03	E-E	C5.51	MF-2	18	0.375	105LS	IRH-2028	PT UT-45 DEG.	NDT-D-2 NDT-C-2	01-18-05	
1026	IRH-2028-05	E-P	C5.51	MF-2	18	0.375	105LS	IRH-2028	PT UT-45 DEG.	NDT-D-2 NDT-C-2	01-18-05	

NO.	COMPONENT I.D. NO.	COMP. FIG.	ITEM NO.	WELD TYPE	NOM. PIPE SIZE	NOM. THK.	MATL. SPEC.	DWG. NO.	EXAM TYPE	PROC. NO.	CAL. STD. NO.	NOTES
1027	IRH-2028-06	W-P	C5.81	MF-2	18	0.375	105LS	IRH-2028	PT	NDT-D-2	N/A	
1028	IRH-2028-07	P-W	C5.51	MF-2	8	0.322	105LS	IRH-2028	N/A	N/A	N/A	INCLUDED IN POPULATION BUT NOT EXAMINED DUE TO WALL THICK. < 3/8"
1029	IRH-2028-08	V-P	C5.51	MF-2	8	0.322	105LS	IRH-2028	N/A	N/A	N/A	INCLUDED IN POPULATION BUT NOT EXAMINED DUE TO WALL THICK. < 3/8"
1021	IRH-2028-12	P-E	C5.51	MF-2	18	0.375	105LS	IRH-2028	PT UT-45 DEG.	NDT-D-2 NDT-C-2	01-18-05	
1022	IRH-2028-13	E-P	C5.51	MF-2	18	0.375	105LS	IRH-2028	PT UT-45 DEG.	NDT-D-2 NDT-C-2	01-18-05	
1023	IRH-2028-14	P-E	C5.51	MF-2	18	0.375	105LS	IRH-2028	PT UT-45 DEG.	NDT-D-2 NDT-C-2	01-18-05	
1024	IRH-2028-15	E-P	C5.51	MF-2	18	0.375	105LS	IRH-2028	PT UT-45 DEG.	NDT-D-2 NDT-C-2	01-18-05	
1030	IRH-2029-01	P-E	C5.51	MF-2	18	0.375	105LS	IRH-2029	PT UT-45 DEG.	NDT-D-2 NDT-C-2	01-18-05	
1037	IRH-2029-02	E-E	C5.51	MF-2	18	0.375	105LS	IRH-2029	PT UT-45 DEG.	NDT-D-2 NDT-C-2	01-18-05	
1038	IRH-2029-03	E-P	C5.51	MF-2	18	0.375	105LS	IRH-2029	PT UT-45 DEG.	NDT-D-2 NDT-C-2	01-18-05	
1039	IRH-2029-05	P-P	C5.51	MF-2	18	0.375	105LS	IRH-2029	PT UT-45 DEG.	NDT-D-2 NDT-C-2	01-18-05	

NO.	COMPONENT I.D. NO.	COMP. FIG.	ITEM NO.	WELD TYPE	NOM. PIPE SIZE	NOM. THK.	MATL. SPEC.	DRG. NO.	EXAM TYPE	PROC. NO.	CAL. STD. NO.	NOTES
1040	IRH-2029-08	P-E	C5.51	MF-2	18	0.375	105LS	IRH-2029	PT UT-45 DEG.	NDT-D-2 NDT-C-2	01-18-05	
1041	IRH-2029-09	E-P	C5.51	MF-2	18	0.375	105LS	IRH-2029	PT UT-45 DEG.	NDT-D-2 NDT-C-2	01-18-05	
1031	IRH-2029-10	P-E	C5.51	MF-2	18	0.375	105LS	IRH-2029	PT UT-45 DEG.	NDT-D-2 NDT-C-2	01-18-05	
1032	IRH-2029-11	E-P	C5.51	MF-2	18	0.375	105LS	IRH-2029	PT UT-45 DEG.	NDT-D-2 NDT-C-2	01-18-05	
1033	IRH-2029-15	P-E	C5.51	MF-2	18	0.375	105LS	IRH-2029	PT UT-45 DEG.	NDT-D-2 NDT-C-2	01-18-05	
1034	IRH-2029-16	E-P	C5.51	MF-2	18	0.375	105LS	IRH-2029	PT UT-45 DEG.	NDT-D-2 NDT-C-2	01-18-05	
1035	IRH-2029-17	P-E	C5.51	MF-2	18	0.375	105LS	IRH-2029	PT UT-45 DEG.	NDT-D-2 NDT-C-2	01-18-05	
1036	IRH-2029-18	E-P	C5.51	MF-2	18	0.375	105LS	IRH-2029	PT UT-45 DEG.	NDT-D-2 NDT-C-2	01-18-05	
1042	IRH-2030-01	P-E	C5.51	MF-2	18	0.375	105LS	IRH-2030	PT UT-45 DEG.	NDT-D-2 NDT-C-2	01-18-05	
1050	IRH-2030-04	E-P	C5.51	MF-2	18	0.375	105LS	IRH-2030	PT UT-45 DEG.	NDT-D-2 NDT-C-2	01-18-05	
1051	IRH-2030-05	P-E	C5.51	MF-2	18	0.375	105LS	IRH-2030	PT UT-45 DEG.	NDT-D-2 NDT-C-2	01-18-05	

NO.	COMPONENT I.D. NO.	COMP. FIG.	ITEM NO.	WELD TYPE	NOM. PIPE SIZE	NOM. THK.	MATL. SPEC.	DRG. NO.	EXAM TYPE	PROC. NO.	CAL. STD. NO.	NOTES
1052	IRH-2030-06	E-P	C5.51	MF-2	18	0.375	105LS	IRH-2030	PT UT-45 DEG.	NDT-D-2 NDT-C-2	01-18-05	
1053	IRH-2030-07	P-E	C5.51	MF-2	18	0.375	105LS	IRH-2030	PT UT-45 DEG.	NDT-D-2 NDT-C-2	01-18-05	
1054	IRH-2030-09	E-P	C5.51	MF-2	18	0.375	105LS	IRH-2030	PT UT-45 DEG.	NDT-D-2 NDT-C-2	01-18-05	
1043	IRH-2030-12	P-E	C5.51	MF-2	18	0.375	105LS	IRH-2030	PT UT-45 DEG.	NDT-D-2 NDT-C-2	01-18-05	
1044	IRH-2030-13	E-P	C5.51	MF-2	18	0.375	105LS	IRH-2030	PT UT-45 DEG.	NDT-D-2 NDT-C-2	01-18-05	
1045	IRH-2030-17	P-E	C5.51	MF-2	18	0.375	105LS	IRH-2030	PT UT-45 DEG.	NDT-D-2 NDT-C-2	01-18-05	
1046	IRH-2030-18	E-R	C5.51	MF-2	18	0.375	105LS	IRH-2030	PT UT-45 DEG.	NDT-D-2 NDT-C-2	01-18-05	
1047	IRH-2030-19	R-P	C5.51	MF-2	16	0.375	105LS	IRH-2030	PT UT-45 DEG.	NDT-D-2 NDT-C-2	01-14-01	
1048	IRH-2030-23	P-E	C5.51	MF-2	16	0.375	105LS	IRH-2030	PT UT-45 DEG.	NDT-D-2 NDT-C-2	01-14-01	
1049	IRH-2030-28	E-P	C5.51	MF-2	16	0.375	105LS	IRH-2030	PT UT-45 DEG.	NDT-D-2 NDT-C-2	01-14-01	
1055	IRH-2032-01	T-P	C5.51	MF-2	8	0.322	307LS	IRH-2032	N/A	N/A	N/A	INCLUDED IN POPULATION BUT NOT EXAMINED DUE TO WALL THICK. < 3/8"

NO.	COMPONENT I.D. NO.	COMP. FIG.	ITEM NO.	WELD TYPE	NOM. PIPE SIZE	NOM. THK.	MATL. SPEC.	DWG. NO.	EXAM TYPE	PROC. NO.	CAL. STD. NO.	NOTES
1063	IRH-2032-03	P-E	C5.51	MF-2	8	0.322	307LS	IRH-2032	N/A	N/A	N/A	INCLUDED IN POPULATION BUT NOT EXAMINED DUE TO WALL THICK. < 3/8"
1068	IRH-2032-04	E-R	C5.51	MF-2	8	0.322	307LS	IRH-2032	N/A	N/A	N/A	INCLUDED IN POPULATION BUT NOT EXAMINED DUE TO WALL THICK. < 3/8"
1069	IRH-2032-09	R-F	C5.51	MF-2	8	0.322	307LS	IRH-2032	N/A	N/A	N/A	INCLUDED IN POPULATION BUT NOT EXAMINED DUE TO WALL THICK. < 3/8"
1056	IRH-2032-11	F-P	C5.51	MF-2	8	0.322	307LS	IRH-2032	N/A	N/A	N/A	INCLUDED IN POPULATION BUT NOT EXAMINED DUE TO WALL THICK. < 3/8"
1057	IRH-2032-15	P-E	C5.51	MF-2	8	0.322	307LS	IRH-2032	N/A	N/A	N/A	INCLUDED IN POPULATION BUT NOT EXAMINED DUE TO WALL THICK. < 3/8"
1058	IRH-2032-16	E-F	C5.51	MF-2	8	0.322	307LS	IRH-2032	N/A	N/A	N/A	INCLUDED IN POPULATION BUT NOT EXAMINED DUE TO WALL THICK. < 3/8"
1059	IRH-2032-18	F-P	C5.51	MF-2	8	0.322	307LS	IRH-2032	N/A	N/A	N/A	INCLUDED IN POPULATION BUT NOT EXAMINED DUE TO WALL THICK. < 3/8"
1060	IRH-2032-21	P-E	C5.51	MF-2	8	0.322	307LS	IRH-2032	N/A	N/A	N/A	INCLUDED IN POPULATION BUT NOT EXAMINED DUE TO WALL THICK. < 3/8"
1061	IRH-2032-24	E-P	C5.51	MF-2	8	0.322	307LS	IRH-2032	N/A	N/A	N/A	INCLUDED IN POPULATION BUT NOT EXAMINED DUE TO WALL THICK. < 3/8"
1062	IRH-2032-29	P-E	C5.51	MF-2	8	0.322	307LS	IRH-2032	N/A	N/A	N/A	INCLUDED IN POPULATION BUT NOT EXAMINED DUE TO WALL THICK. < 3/8"
1064	IRH-2032-30	E-P	C5.51	MF-2	8	0.322	307LS	IRH-2032	N/A	N/A	N/A	INCLUDED IN POPULATION BUT NOT EXAMINED DUE TO WALL THICK. < 3/8"

NO.	COMPONENT I.D. NO.	COMP. FIG.	ITEM NO.	WELD TYPE	NOM. PIPE SIZE	NOM. THK.	MATL. SPEC.	DWG. NO.	EXAM TYPE	PROC. NO.	CAL. STD. NO.	NOTES
1065	IRH-2032-31B	P-E	C5.51	MF-2	8	0.322	307LS	IRH-2032	N/A	N/A	N/A	INCLUDED IN POPULATION BUT NOT EXAMINED DUE TO WALL THICK. < 3/8"
1066	IRH-2032-32	E-P	C5.51	MF-2	8	0.322	307LS	IRH-2032	N/A	N/A	N/A	INCLUDED IN POPULATION BUT NOT EXAMINED DUE TO WALL THICK. < 3/8"
1067	IRH-2032-34	P-V	C5.51	MF-2	8	0.322	307LS	IRH-2032	N/A	N/A	N/A	INCLUDED IN POPULATION BUT NOT EXAMINED DUE TO WALL THICK. < 3/8"
1070	IRH-2033-01	V-E	C5.51	MF-2	20	0.594	307LS	IRH-2033	PT UT-45 DEG.	NDT-D-2 NDT-C-2	01-20-01	
1071	IRH-2036-01	V-P	C5.51	MF-2	18	0.375	105LS	IRH-2036	PT UT-45 DEG.	NDT-D-2 NDT-C-2	01-18-05	
1083	IRH-2036-04	P-E	C5.51	MF-2	18	0.375	105LS	IRH-2036	PT UT-45 DEG.	NDT-D-2 NDT-C-2	01-18-05	
1084	IRH-2036-05	E-P	C5.51	MF-2	18	0.375	105LS	IRH-2036	PT UT-45 DEG.	NDT-D-2 NDT-C-2	01-18-05	
1085	IRH-2036-06B	P-P	C5.51	MF-2	18	0.375	105LS	IRH-2036	PT UT-45 DEG.	NDT-D-2 NDT-C-2	01-18-05	
1072	IRH-2036-10	P-E	C5.51	MF-2	18	0.375	105LS	IRH-2036	PT UT-45 DEG.	NDT-D-2 NDT-C-2	01-18-05	
1073	IRH-2036-11	E-E	C5.51	MF-2	18	0.375	105LS	IRH-2036	PT UT-45 DEG.	NDT-D-2 NDT-C-2	01-18-05	
1074	IRH-2036-15	E-P	C5.51	MF-2	18	0.375	105LS	IRH-2036	PT UT-45 DEG.	NDT-D-2 NDT-C-2	01-18-05	

NO.	COMPONENT I.D. NO.	COMP. FIG.	ITEM NO.	WELD TYPE	NOM. PIPE SIZE	NOM. THK.	MATL. SPEC.	DRG. NO.	EXAM TYPE	PROC. NO.	CAL. STD. NO.	NOTES
1075	IRH-2036-16	P-T	C5.51	MF-2	18	0.375	105LS	IRH-2036	PT UT-45 DEG.	NDT-D-2 NDT-C-2	01-18-05	
1076	IRH-2036-16A	T-P	C5.51	MF-2	18	0.375	105LS	IRH-2036	PT UT-45 DEG.	NDT-D-2 NDT-C-2	01-18-05	
1077	IRH-2036-17	T-P	C5.51	MF-2	18	0.375	105LS	IRH-2036	PT UT-45 DEG.	NDT-D-2 NDT-C-2	01-18-05	
1078	IRH-2036-18	P-W	C5.81	MF-2	18	0.375	105LS	IRH-2036	PT	NDT-D-2	N/A	
1079	IRH-2036-25	P-E	C5.51	MF-2	18	0.375	105LS	IRH-2036	PT UT-45 DEG.	NDT-D-2 NDT-C-2	01-18-05	
1080	IRH-2036-26	E-P	C5.51	MF-2	18	0.375	105LS	IRH-2036	PT UT-45 DEG.	NDT-D-2 NDT-C-2	01-18-05	
1081	IRH-2036-27	P-E	C5.51	MF-2	18	0.375	105LS	IRH-2036	PT UT-45 DEG.	NDT-D-2 NDT-C-2	01-18-05	
1082	IRH-2036-28	E-P	C5.51	MF-2	18	0.375	105LS	IRH-2036	PT UT-45 DEG.	NDT-D-2 NDT-C-2	01-18-05	
1086	IRH-2037-01	P-E	C5.51	MF-2	18	0.375	105LS	IRH-2037	PT UT-45 DEG.	NDT-D-2 NDT-C-2	01-18-05	
1090	IRH-2037-02	P-E	C5.51	MF-2	18	0.375	105LS	IRH-2037	PT UT-45 DEG.	NDT-D-2 NDT-C-2	01-18-05	
1091	IRH-2037-04	P-E	C5.51	MF-2	18	0.375	105LS	IRH-2037	PT UT-45 DEG.	NDT-D-2 NDT-C-2	01-18-05	

NO.	COMPONENT I.D. NO.	COMP. FIG.	ITEM NO.	WELD TYPE	NOM. PIPE SIZE	NOM. THK.	MATL. SPEC.	DWG. NO.	EXAM TYPE	PROC. NO.	CAL. STD. NO.	NOTES
1092	IRH-2037-06	P-E	C5.51	MF-2	18	0.375	105LS	IRH-2037	PT UT-45 DEG.	NDT-D-2 NDT-C-2	01-18-05	
1093	IRH-2037-07	P-P	C5.51	MF-2	18	0.375	105LS	IRH-2037	PT UT-45 DEG.	NDT-D-2 NDT-C-2	01-18-05	
1094	IRH-2037-08	P-E	C5.51	MF-2	18	0.375	105LS	IRH-2037	PT UT-45 DEG.	NDT-D-2 NDT-C-2	01-18-05	
1095	IRH-2037-09	P-E	C5.51	MF-2	18	0.375	105LS	IRH-2037	PT UT-45 DEG.	NDT-D-2 NDT-C-2	01-18-05	
1087	IRH-2037-13	P-E	C5.51	MF-2	18	0.375	105LS	IRH-2037	PT UT-45 DEG.	NDT-D-2 NDT-C-2	01-18-05	
1088	IRH-2037-14	P-E	C5.51	MF-2	18	0.375	105LS	IRH-2037	PT UT-45 DEG.	NDT-D-2 NDT-C-2	01-18-05	
1089	IRH-2037-16	P-R	C5.51	MF-2	18	0.375	105LS	IRH-2037	PT UT-45 DEG.	NDT-D-2 NDT-C-2	01-18-05	
1096	IRH-2038-01	R-E	C5.51	MF-2	16	0.375	105LS	IRH-2038	PT UT-45 DEG.	NDT-D-2 NDT-C-2	01-14-01	
1101	IRH-2038-05	E-P	C5.51	MF-2	16	0.375	105LS	IRH-2038	PT UT-45 DEG.	NDT-D-2 NDT-C-2	01-14-01	
1102	IRH-2038-06	P-E	C5.51	MF-2	16	0.375	105LS	IRH-2038	PT UT-45 DEG.	NDT-D-2 NDT-C-2	01-14-01	
1103	IRH-2038-07	E-P	C5.51	MF-2	16	0.375	105LS	IRH-2038	PT UT-45 DEG.	NDT-D-2 NDT-C-2	01-14-01	

NO.	COMPONENT I.D. NO.	COMP. FIG.	ITEM NO.	WELD TYPE	NOM. PIPE SIZE	NOM. THK.	MATL. SPEC.	DWG. NO.	EXAM TYPE	PROC. NO.	CAL. STD. NO.	NOTES
1097	IRH-2038-11	P-E	C5.51	MF-2	16	0.375	105LS	IRH-2038	PT UT-45 DEG.	NDT-D-2 NDT-C-2	01-14-01	
1098	IRH-2038-13	E-P	C5.51	MF-2	16	0.375	105LS	IRH-2038	PT UT-45 DEG.	NDT-D-2 NDT-C-2	01-14-01	
1099	IRH-2038-19	P-E	C5.51	MF-2	16	0.375	105LS	IRH-2038	PT UT-45 DEG.	NDT-D-2 NDT-C-2	01-14-01	
1100	IRH-2038-20	E-F	C5.51	MF-2	16	0.375	105LS	IRH-2038	PT UT-45 DEG.	NDT-D-2 NDT-C-2	01-14-01	
1106	IRH-2039-02	F-E	C5.51	MF-2	14	0.438	307LS	IRH-2039	PT UT-45 DEG.	NDT-D-2 NDT-C-2	01-14-01	
1112	IRH-2039-03	E-P	C5.51	MF-2	18	0.562	307LS	IRH-2039	PT UT-45 DEG.	NDT-D-2 NDT-C-2	01-18-01	
1114	IRH-2039-04	P-W	C5.81	MF-2	8	0.322	307LS	IRH-2039	N/A	N/A	N/A	INCLUDED IN POPLULATION BUT NOT EXAMINED DUE TO WALL THICK. < 3/8"
1115	IRH-2039-05	W-P	C5.51	MF-2	8	0.322	307LS	IRH-2039	N/A	N/A	N/A	INCLUDED IN POPLULATION BUT NOT EXAMINED DUE TO WALL THICK. < 3/8"
1116	IRH-2039-06	P-E	C5.51	MF-2	8	0.322	307LS	IRH-2039	N/A	N/A	N/A	INCLUDED IN POPULATION BUT NOT EXAMINED DUE TO WALL THICK. < 3/8"
1104	IRH-2039-14	P-F	C5.51	MF-2	18	0.562	307LS	IRH-2039	PT UT-45 DEG.	NDT-D-2 NDT-C-2	01-18-01	
1105	IRH-2039-15	F-E	C5.51	MF-2	18	0.562	307LS	IRH-2039	PT UT-45 DEG.	NDT-D-2 NDT-C-2	01-18-01	

NO.	COMPONENT I.D. NO.	COMP. FIG.	ITEM NO.	WELD TYPE	NOM. PIPE SIZE	NOM. THK.	MATL. SPEC.	DWG. NO.	EXAM TYPE	PROC. NO.	CAL. STD. NO.	NOTES
1107	IRH-2039-22	E-P	C5.51	MF-2	18	0.562	307LS	IRH-2039	PT UT-45 DEG.	NDT-D-2 NDT-C-2	01-18-01	
1108	IRH-2039-23	P-E	C5.51	MF-2	18	0.562	307LS	IRH-2039	PT UT-45 DEG.	NDT-D-2 NDT-C-2	01-18-01	
1109	IRH-2039-24	E-P	C5.51	MF-2	18	0.562	307LS	IRH-2039	PT UT-45 DEG.	NDT-D-2 NDT-C-2	01-18-01	
1110	IRH-2039-28A	P-V	C5.51	MF-2	18	0.562	307LS	IRH-2039	PT UT-45 DEG.	NDT-D-2 NDT-C-2	01-18-01	
1111	IRH-2039-29	V-P	C5.51	MF-2	18	0.562	307LS	IRH-2039	PT UT-45 DEG.	NDT-D-2 NDT-C-2	01-18-01	
1113	IRH-2039-39	P-P	C5.51	MF-2	18	0.562	307LS	IRH-2039	PT UT-45 DEG.	NDT-D-2 NDT-C-2	01-18-01	
1117	IRH-2040-01	P-E	C5.51	MF-2	18	0.562	307LS	IRH-2040	PT UT-45 DEG.	NDT-D-2 NDT-C-2	01-18-01	
1133	IRH-2040-07	E-P	C5.51	MF-2	18	0.562	307LS	IRH-2040	PT UT-45 DEG.	NDT-D-2 NDT-C-2	01-18-01	
1118	IRH-2040-12	P-E	C5.51	MF-2	18	0.562	307LS	IRH-2040	PT UT-45 DEG.	NDT-D-2 NDT-C-2	01-18-01	
1119	IRH-2040-13	E-P	C5.51	MF-2	18	0.562	307LS	IRH-2040	PT UT-45 DEG.	NDT-D-2 NDT-C-2	01-18-01	
1120	IRH-2040-15	P-E	C5.51	MF-2	18	0.562	307LS	IRH-2040	PT UT-45 DEG.	NDT-D-2 NDT-C-2	01-18-01	

NO.	COMPONENT I.D. NO.	COMP. FIG.	ITEM NO.	WELD TYPE	NOM. PIPE SIZE	NOM. THK.	MATL. SPEC.	DWG. NO.	EXAM TYPE	PROC. NO.	CAL. STD. NO.	NOTES
1121	IRH-2040-16	E-P	C5.51	MF-2	18	0.562	307LS	IRH-2040	PT UT-45 DEG.	NDT-D-2 NDT-C-2	01-18-01	
1122	IRH-2040-22	P-E	C5.51	MF-2	18	0.562	307LS	IRH-2040	PT UT-45 DEG.	NDT-D-2 NDT-C-2	01-18-01	
1123	IRH-2040-23	E-P	C5.51	MF-2	18	0.562	307LS	IRH-2040	PT UT-45 DEG.	NDT-D-2 NDT-C-2	01-18-01	
1124	IRH-2040-25	P-E	C5.51	MF-2	18	0.562	307LS	IRH-2040	PT UT-45 DEG.	NDT-D-2 NDT-C-2	01-18-01	
1125	IRH-2040-26	E-P	C5.51	MF-2	18	0.562	307LS	IRH-2040	PT UT-45 DEG.	NDT-D-2 NDT-C-2	01-18-01	
1126	IRH-2040-30	P-E	C5.51	MF-2	18	0.562	307LS	IRH-2040	PT UT-45 DEG.	NDT-D-2 NDT-C-2	01-18-01	
1127	IRH-2040-36	F-P	C5.51	MF-2	18	0.562	307LS	IRH-2040	PT UT-45 DEG.	NDT-D-2 NDT-C-2	01-18-01	
1128	IRH-2040-37	P-E	C5.51	MF-2	18	0.562	307LS	IRH-2040	PT UT-45 DEG.	NDT-D-2 NDT-C-2	01-18-01	
1129	IRH-2040-38	E-P	C5.51	MF-2	18	0.562	307LS	IRH-2040	PT UT-45 DEG.	NDT-D-2 NDT-C-2	01-18-01	
1130	IRH-2040-39	P-E	C5.51	MF-2	18	0.562	307LS	IRH-2040	PT UT-45 DEG.	NDT-D-2 NDT-C-2	01-18-01	
1131	IRH-2040-40	E-P	C5.51	MF-2	18	0.562	307LS	IRH-2040	PT UT-45 DEG.	NDT-D-2 NDT-C-2	01-18-01	

NO.	COMPONENT I.D. NO.	COMP. FIG.	ITEM NO.	WELD TYPE	NOM. PIPE SIZE	NOM. THK.	MATL. SPEC.	DWG. NO.	EXAM TYPE	PROC. NO.	CAL. STD. NO.	NOTES
1132	IRH-2040-40A	P-P	C5.51	MF-2	18	0.562	307LS	IRH-2040	PT UT-45 DEG.	NDT-D-2 NDT-C-2	01-18-01	
1134	IRH-2041-01	P-P	C5.51	MF-2	18	0.562	307LS	IRH-2041	PT UT-45 DEG.	NDT-D-2 NDT-C-2	01-18-01	
1141	IRH-2041-01A	P-P	C5.51	MF-2	18	0.562	307LS	IRH-2041	PT UT-45 DEG.	NDT-D-2 NDT-C-2	01-18-01	
1148	IRH-2041-04	P-E	C5.51	MF-2	18	0.562	307LS	IRH-2041	PT UT-45 DEG.	NDT-D-2 NDT-C-2	01-18-01	
1149	IRH-2041-05	E-P	C5.51	MF-2	18	0.562	307LS	IRH-2041	PT UT-45 DEG.	NDT-D-2 NDT-C-2	01-18-01	
1150	IRH-2041-06	P-P	C5.51	MF-2	18	0.562	307LS	IRH-2041	PT UT-45 DEG.	NDT-D-2 NDT-C-2	01-18-01	
1151	IRH-2041-08	P-P	C5.51	MF-2	18	0.562	307LS	IRH-2041	PT UT-45 DEG.	NDT-D-2 NDT-C-2	01-18-01	
1135	IRH-2041-11	P-P	C5.51	MF-2	18	0.562	307LS	IRH-2041	PT UT-45 DEG.	NDT-D-2 NDT-C-2	01-18-01	
1136	IRH-2041-14	P-P	C5.51	MF-2	18	0.562	307LS	IRH-2041	PT UT-45 DEG.	NDT-D-2 NDT-C-2	01-18-01	
1137	IRH-2041-15	P-E	C5.51	MF-2	18	0.562	307LS	IRH-2041	PT UT-45 DEG.	NDT-D-2 NDT-C-2	01-18-01	
1138	IRH-2041-17	E-P	C5.51	MF-2	18	0.562	307LS	IRH-2041	PT UT-45 DEG.	NDT-D-2 NDT-C-2	01-18-01	

NO.	COMPONENT I.D. NO.	COMP. FIG.	ITEM NO.	WELD TYPE	NOM. PIPE SIZE	NOM. THK.	MATL. SPEC.	DWG. NO.	EXAM TYPE	PROC. NO.	CAL. STD. NO.	NOTES
1139	IRH-2041-18	P-E	C5.51	MF-2	18	0.562	307LS	IRH-2041	PT UT-45 DEG.	NDT-D-2 NDT-C-2	01-18-01	
1140	IRH-2041-19	E-P	C5.51	MF-2	18	0.562	307LS	IRH-2041	PT UT-45 DEG.	NDT-D-2 NDT-C-2	01-18-01	
1142	IRH-2041-24	T-R	C5.51	MF-2	18	0.562	307LS	IRH-2041	PT UT-45 DEG.	NDT-D-2 NDT-C-2	01-18-01	
1143	IRH-2041-25	R-E	C5.51	MF-2	12	0.406	307LS	IRH-2041	PT UT-45 DEG.	NDT-D-2 NDT-C-2	01-12-01	
1144	IRH-2041-27	E-P	C5.51	MF-2	12	0.406	307LS	IRH-2041	PT UT-45 DEG.	NDT-D-2 NDT-C-2	01-12-01	
1145	IRH-2041-31	P-V	C5.51	MF-2	12	0.406	307LS	IRH-2041	PT UT-45 DEG.	NDT-D-2 NDT-C-2	01-12-01	
1146	IRH-2041-33	T-P	C5.51	MF-2	18	0.562	307LS	IRH-2041	PT UT-45 DEG.	NDT-D-2 NDT-C-2	01-18-01	
1147	IRH-2041-35	P--P	C5.51	MF-2	18	0.562	307LS	IRH-2041	PT UT-45 DEG.	NDT-D-2 NDT-C-2	01-18-01	
1152	IRH-2042-01	V-P	C5.51	MF-2	10	0.719	903LS	IRH-2042	PT UT-45 DEG.	NDT-D-2 NDT-C-2	01-18-01	
1160	IRH-2042-03	P-T	C5.51	MF-2	10	0.719	903LS	IRH-2042	PT UT-45 DEG.	NDT-D-2 NDT-C-2	01-10-01	
1165	IRH-2042-04	T-E	C5.51	MF-2	10	0.719	903LS	IRH-2042	PT UT-45 DEG.	NDT-D-2 NDT-C-2	01-10-01	

NO.	COMPONENT I.D. NO.	COMP. FIG.	ITEM NO.	WELD TYPE	NOM. PIPE SIZE	NOM. THK.	MATL. SPEC.	DWG. NO.	EXAM TYPE	PROC. NO.	CAL. STD. NO.	NOTES
1169	IRH-2042-04A	E-F	C5.51	MF-2	10	0.719	903LS	IRH-2042	PT UT-45 DEG.	NDT-D-2 NDT-C-2	01-10-01	
1172	IRH-2042-07	F-R	C5.51	MF-2	10	0.719	903LS	IRH-2042	PT UT-45 DEG.	NDT-D-2 NDT-C-2	01-10-01	
1173	IRH-2042-08	R-V	C5.51	MF-2	6	0.562	903LS	IRH-2042	PT UT-45 DEG.	NDT-D-2 NDT-C-2	01-06-02	
1174	IRH-2042-09	V-R	C5.51	MF-2	6	0.562	903LS	IRH-2042	PT UT-45 DEG.	NDT-D-2 NDT-C-2	01-06-01	
1153	IRH-2042-10A	R-R	C5.51	MF-2	10	0.719	903LS/ 307LS	IRH-2042	PT UT-45 DEG.	NDT-D-2 NDT-C-2	01-18-01	
1154	IRH-2042-11	R-F	C5.51	MF-2	18	0.562	307LS	IRH-2042	PT UT-45 DEG.	NDT-D-2 NDT-C-2	01-10-01	
1155	IRH-2042-13	F-T	C5.51	MF-2	18	0.562	307LS	IRH-2042	PT UT-45 DEG.	NDT-D-2 NDT-C-2	01-10-02	
1156	IRH-2042-15	T-E	C5.51	MF-2	18	0.562	307LS	IRH-2042	PT UT-45 DEG.	NDT-D-2 NDT-C-2	01-18-01	
1157	IRH-2042-16	E-F	C5.51	MF-2	18	0.562	307LS	IRH-2042	PT UT-45 DEG.	NDT-D-2 NDT-C-2	01-18-01	
1158	IRH-2042-26A	F-T	C5.51	MF-2	18	0.562	307LS	IRH-2042	PT UT-45 DEG.	NDT-D-2 NDT-C-2	01-18-01	
1159	IRH-2042-27	T-F	C5.51	MF-2	10	0.719	903LS	IRH-2042	PT UT-45 DEG.	NDT-D-2 NDT-C-2	01-10-01	

NO.	COMPONENT I.D. NO.	COMP. FIG.	ITEM NO.	WELD TYPE	NOM. PIPE SIZE	NOM. THK.	MATL. SPEC.	DRG. NO.	EXAM TYPE	PROC. NO.	CAL. STD. NO.	NOTES
1161	IRH-2042-36	P-E	C5.51	MF-2	10	0.719	903LS	IRH-2042	PT UT-45 DEG.	NDT-D-2 NDT-C-2	01-10-01	
1162	IRH-2042-37	E-P	C5.51	MF-2	10	0.719	903LS	IRH-2042	PT UT-45 DEG.	NDT-D-2 NDT-C-2	01-10-01	
1163	IRH-2042-38	P-E	C5.51	MF-2	10	0.719	903LS	IRH-2042	PT UT-45 DEG.	NDT-D-2 NDT-C-2	01-10-01	
1164	IRH-2042-39	E-P	C5.51	MF-2	10	0.719	903LS	IRH-2042	PT UT-45 DEG.	NDT-D-2 NDT-C-2	01-10-01	
1166	IRH-2042-45	P-V	C5.51	MF-2	10	0.719	903LS	IRH-2042	PT UT-45 DEG.	NDT-D-2 NDT-C-2	01-10-01	
1167	IRH-2042-46	V-R	C5.51	MF-2	10	0.719	903LS/ 307LS	IRH-2042	PT UT-45 DEG.	NDT-D-2 NDT-C-2	01-10-01	
1168	IRH-2042-48	V-E	C5.51	MF-2	18	0.562	307LS	IRH-2042	PT UT-45 DEG.	NDT-D-2 NDT-C-2	01-10-01	
1170	IRH-2042-50	E-P	C5.51	MF-2	18	0.562	307LS	IRH-2042	PT UT-45 DEG.	NDT-D-2 NDT-C-2	01-18-01	
1171	IRH-2042-60	P-T	C5.51	MF-2	18	0.562	307LS	IRH-2042	PT UT-45 DEG.	NDT-D-2 NDT-C-2	01-18-01	
1182	IRH-2043-01A	V-T	C5.51	MF-2	10	0.719	903LS	IRH-2043	PT UT-45 DEG.	NDT-D-2 NDT-C-2	01-10-01	
1183	IRH-2043-02	T-P	C5.51	MF-2	10	0.719	903LS	IRH-2043	PT UT-45 DEG.	NDT-D-2 NDT-C-2	01-10-01	

NO.	COMPONENT I.D. NO.	COMP. FIG.	ITEM NO.	WELD TYPE	NOM. PIPE SIZE	NOM. THK.	MATL. SPEC.	DWG. NO.	EXAM TYPE	PROC. NO.	CAL. STD. NO.	NOTES
1188	IRH-2043-03	P-E	C5.51	MF-2	10	0.719	903LS	IRH-2043	PT UT-45 DEG.	NDT-D-2 NDT-C-2	01-10-01	
1190	IRH-2043-04	E-P	C5.51	MF-2	10	0.719	903LS	IRH-2043	PT UT-45 DEG.	NDT-D-2 NDT-C-2	01-10-01	
1192	IRH-2043-05	P-R	C5.51	MF-2	10	0.719	903LS	IRH-2043	PT UT-45 DEG.	NDT-D-2 NDT-C-2	01-10-01	
1193	IRH-2043-06	R-V	C5.51	MF-2	6	0.562	903LS	IRH-2043	PT UT-45 DEG.	NDT-D-2 NDT-C-2	01-16-02	
1194	IRH-2043-07	V-R	C5.51	MF-2	6	0.562	903LS	IRH-2043	PT UT-45 DEG.	NDT-D-2 NDT-C-2	01-16-01	
1195	IRH-2043-08	R-R	C5.51	MF-2	10	0.719	903LS/ 307LS	IRH-2043	PT UT-45 DEG.	NDT-D-2 NDT-C-2	01-10-02	
1175	IRH-2043-11	R-P	C5.51	MF-2	18	0.562	903LS	IRH-2043	PT UT-45 DEG.	NDT-D-2 NDT-C-2	01-18-01	
1176	IRH-2043-13	P-T	C5.51	MF-2	18	0.562	903LS	IRH-2043	PT UT-45 DEG.	NDT-D-2 NDT-C-2	01-18-01	
1177	IRH-2043-14A	T-P	C5.51	MF-2	10	0.719	903LS	IRH-2043	PT UT-45 DEG.	NDT-D-2 NDT-C-2	01-10-01	
1178	IRH-2043-15	P-E	C5.51	MF-2	10	0.719	903LS	IRH-2043	PT UT-45 DEG.	NDT-D-2 NDT-C-2	01-10-01	
1179	IRH-2043-16	E-P	C5.51	MF-2	10	0.719	903LS	IRH-2043	PT UT-45 DEG.	NDT-D-2 NDT-C-2	01-10-01	

NO.	COMPONENT I.D. NO.	COMP. FIG.	ITEM NO.	WELD TYPE	NOM. PIPE SIZE	NOM. THK.	MATL. SPEC.	DWG. NO.	EXAM TYPE	PROC. NO.	CAL. STD. NO.	NOTES
1180	IRH-2043-17	P-E	C5.51	MF-2	10	0.719	903LS	IRH-2043	PT UT-45 DEG.	NDT-D-2 NDT-C-2	01-10-01	
1181	IRH-2043-18	E-P	C5.51	MF-2	10	0.719	903LS	IRH-2043	PT UT-45 DEG.	NDT-D-2 NDT-C-2	01-10-01	
1184	IRH-2043-23	P-V	C5.51	MF-2	10	0.719	903LS	IRH-2043	PT UT-45 DEG.	NDT-D-2 NDT-C-2	01-10-01	
1185	IRH-2043-24	VC-R	C5.51	MF-2	10	0.719	903LS/ 307LS	IRH-2043	PT UT-45 DEG.	NDT-D-2 NDT-C-2	01-10-02	
1186	IRH-2043-26	R-E	C5.51	MF-2	18	0.562	307LS	IRH-2043	PT UT-45 DEG.	NDT-D-2 NDT-C-2	01-18-01	
1187	IRH-2043-27	E-P	C5.51	MF-2	18	0.562	307LS	IRH-2043	PT UT-45 DEG.	NDT-D-2 NDT-C-2	01-18-01	
1189	IRH-2043-39	P-T	C5.51	MF-2	18	0.562	307LS	IRH-2043	PT UT-45 DEG.	NDT-D-2 NDT-C-2	01-18-01	
1191	IRH-2043-43	T-E	C5.51	MF-2	18	0.562	307LS	IRH-2043	PT UT-45 DEG.	NDT-D-2 NDT-C-2	01-18-01	
1196	IRH-2047-01	P-V	C5.51	MF-2	8	0.322	307LS	IRH-2047	N/A	N/A	N/A	INCLUDED IN POPULATION BUT NOT EXAMINED DUE TO WALL THICK. < 3/8"
1197	IRH-2047-02	V-P	C5.51	MF-2	8	0.322	307LS	IRH-2047	N/A	N/A	N/A	INCLUDED IN POPULATION BUT NOT EXAMINED DUE TO WALL THICK. < 3/8"
1208	IRH-2047-04	R-F	C5.51	MF-2	3	0.322	307LS	IRH-2047	N/A	N/A	N/A	INCLUDED IN POPULATION BUT NOT EXAMINED DUE TO WALL THICK. < 3/8"

NO.	COMPONENT I.D. NO.	COMP. FIG.	ITEM NO.	WELD TYPE	NOM. PIPE SIZE	NOM. THK.	MATL. SPEC.	DWG. NO.	EXAM TYPE	PROC. NO.	CAL. STD. NO.	NOTES
1225	IRH-2047-08A	F-P	C5.51	MF-2	8	0.322	307LS	IRH-2047	N/A	N/A	N/A	INCLUDED IN POPULATION BUT NOT EXAMINED DUE TO WALL THICK. < 3/8"
1198	IRH-2047-20	P-V	C5.51	MF-2	8	0.322	307LS	IRH-2047	N/A	N/A	N/A	INCLUDED IN POPULATION BUT NOT EXAMINED DUE TO WALL THICK. < 3/8"
1199	IRH-2047-21	V-P	C5.51	MF-2	8	0.322	307LS	IRH-2047	N/A	N/A	N/A	INCLUDED IN POPULATION BUT NOT EXAMINED DUE TO WALL THICK. < 3/8"
1200	IRH-2047-24	P-E	C5.51	MF-2	8	0.322	307LS	IRH-2047	N/A	N/A	N/A	INCLUDED IN POPULATION BUT NOT EXAMINED DUE TO WALL THICK. < 3/8"
1201	IRH-2047-26	E-V	C5.51	MF-2	8	0.322	307LS	IRH-2047	N/A	N/A	N/A	INCLUDED IN POPULATION BUT NOT EXAMINED DUE TO WALL THICK. < 3/8"
1202	IRH-2047-27	V-P	C5.51	MF-2	8	0.322	307LS/ 105LS	IRH-2047	N/A	N/A	N/A	INCLUDED IN POPULATION BUT NOT EXAMINED DUE TO WALL THICK. < 3/8"
1203	IRH-2047-28	P-E	C5.51	MF-2	8	0.322	105LS	IRH-2047	N/A	N/A	N/A	INCLUDED IN POPULATION BUT NOT EXAMINED DUE TO WALL THICK. < 3/8"
1204	IRH-2047-29	E-P	C5.51	MF-2	8	0.322	105LS	IRH-2047	N/A	N/A	N/A	INCLUDED IN POPULATION BUT NOT EXAMINED DUE TO WALL THICK. < 3/8"
1205	IRH-2047-33	P-E	C5.51	MF-2	8	0.322	105LS	IRH-2047	N/A	N/A	N/A	INCLUDED IN POPULATION BUT NOT EXAMINED DUE TO WALL THICK. < 3/8"
1206	IRH-2047-34	E-P	C5.51	MF-2	8	0.322	105LS	IRH-2047	N/A	N/A	N/A	INCLUDED IN POPULATION BUT NOT EXAMINED DUE TO WALL THICK. < 3/8"
1207	IRH-2047-39	P-T	C5.51	MF-2	8	0.322	105LS	IRH-2047	N/A	N/A	N/A	INCLUDED IN POPULATION BUT NOT EXAMINED DUE TO WALL THICK. < 3/8"

NO.	COMPONENT I.D. NO.	COMP. FIG.	ITEM NO.	WELD TYPE	NOM. PIPE SIZE	NOM. THK.	MATL. SPEC.	DWG. NO.	EXAM TYPE	PROC. NO.	CAL. STD. NO.	NOTES
1209	IRH-2047-41A	T-P	C5.51	MF-2	8	0.322	105LS	IRH-2047	N/A	N/A	N/A	INCLUDED IN POPULATION BUT NOT EXAMINED DUE TO WALL THICK. < 3/8"
1210	IRH-2047-42	P-E	C5.51	MF-2	8	0.322	105LS	IRH-2047	N/A	N/A	N/A	INCLUDED IN POPULATION BUT NOT EXAMINED DUE TO WALL THICK. < 3/8"
1211	IRH-2047-43	E-P	C5.51	MF-2	8	0.322	105LS	IRH-2047	N/A	N/A	N/A	INCLUDED IN POPULATION BUT NOT EXAMINED DUE TO WALL THICK. < 3/8"
1212	IRH-2047-45	P-W	C5.51	MF-2	8	0.322	105LS	IRH-2047	N/A	N/A	N/A	INCLUDED IN POPULATION BUT NOT EXAMINED DUE TO WALL THICK. < 3/8"
1213	IRH-2047-46	P-V	C5.51	MF-2	8	0.322	105LS	IRH-2047	N/A	N/A	N/A	INCLUDED IN POPULATION BUT NOT EXAMINED DUE TO WALL THICK. < 3/8"
1214	IRH-2047-47	V-P	C5.51	MF-2	8	0.322	105LS	IRH-2047	N/A	N/A	N/A	INCLUDED IN POPULATION BUT NOT EXAMINED DUE TO WALL THICK. < 3/8"
1215	IRH-2047-49	R-F	C5.51	MF-2	8	0.322	105LS	IRH-2047	N/A	N/A	N/A	INCLUDED IN POPULATION BUT NOT EXAMINED DUE TO WALL THICK. < 3/8"
1216	IRH-2047-52	F-P	C5.51	MF-2	8	0.322	307LS	IRH-2047	N/A	N/A	N/A	INCLUDED IN POPULATION BUT NOT EXAMINED DUE TO WALL THICK. < 3/8"
1217	IRH-2047-52A	P-P	C5.51	MF-2	8	0.322	105LS	IRH-2047	N/A	N/A	N/A	INCLUDED IN POPULATION BUT NOT EXAMINED DUE TO WALL THICK. < 3/8"
1218	IRH-2047-52B	P-P	C5.51	MF-2	8	0.322	105LS	IRH-2047	N/A	N/A	N/A	INCLUDED IN POPULATION BUT NOT EXAMINED DUE TO WALL THICK. < 3/8"
1219	IRH-2047-64A	P-V	C5.51	MF-2	8	0.322	307LS	IRH-2047	N/A	N/A	N/A	INCLUDED IN POPULATION BUT NOT EXAMINED DUE TO WALL THICK. < 3/8"

NO.	COMPONENT I.D. NO.	COMP. FIG.	ITEM NO.	WELD TYPE	NOM. PIPE SIZE	NOM. THK.	MATL. SPEC.	DWG. NO.	EXAM TYPE	PROC. NO.	CAL. STD. NO.	NOTES
1220	IRH-2047-65	V-P	C5.51	MF-2	8	0.322	307LS	IRH-2047	N/A	N/A	N/A	INCLUDED IN POPULATION BUT NOT EXAMINED DUE TO WALL THICK. < 3/8"
1221	IRH-2047-69	P-E	C5.51	MF-2	8	0.322	307LS	IRH-2047	N/A	N/A	N/A	INCLUDED IN POPULATION BUT NOT EXAMINED DUE TO WALL THICK. < 3/8"
1222	IRH-2047-70	E-V	C5.51	MF-2	8	0.322	307LS	IRH-2047	N/A	N/A	N/A	INCLUDED IN POPULATION BUT NOT EXAMINED DUE TO WALL THICK. < 3/8"
1223	IRH-2047-71	V-P	C5.51	MF-2	8	0.322	307LS/ 105LS	IRH-2047	N/A	N/A	N/A	INCLUDED IN POPULATION BUT NOT EXAMINED DUE TO WALL THICK. < 3/8"
1224	IRH-2047-72	P-T	C5.51	MF-2	8	0.322	307LS	IRH-2047	N/A	N/A	N/A	INCLUDED IN POPULATION BUT NOT EXAMINED DUE TO WALL THICK. < 3/8"
1226	IRH-2058-01	R-P	C5.51	MF-2	10	0.365	307LS	IRH-2058	N/A	N/A	N/A	INCLUDED IN POPULATION BUT NOT EXAMINED DUE TO WALL THICK. < 3/8"
1227	IRH-2058-17	P-P	C5.51	MF-2	10	0.365	307LS	IRH-2058	N/A	N/A	N/A	INCLUDED IN POPULATION BUT NOT EXAMINED DUE TO WALL THICK. < 3/8"
1228	IRH-2058-21A	P-P	C5.51	MF-2	10	0.365	307LS	IRH-2058	N/A	N/A	N/A	INCLUDED IN POPULATION BUT NOT EXAMINED DUE TO WALL THICK. < 3/8"
1229	IRH-2059-01	P-P	C5.51	MF-2	10	0.365	307LS	IRH-2059	N/A	N/A	N/A	INCLUDED IN POPULATION BUT NOT EXAMINED DUE TO WALL THICK. < 3/8"
1230	IRH-2059-12C	P-P	C5.51	MF-2	10	0.365	307LS	IRH-2059	N/A	N/A	N/A	INCLUDED IN POPULATION BUT NOT EXAMINED DUE TO WALL THICK. < 3/8"
1231	IRH-2059-21B	P-P	C5.51	MF-2	10	0.365	307LS	IRH-2059	N/A	N/A	N/A	INCLUDED IN POPULATION BUT NOT EXAMINED DUE TO WALL THICK. < 3/8"

NO.	COMPONENT I.D. NO.	COMP. FIG.	ITEM NO.	WELD TYPE	NOM. PIPE SIZE	NOM. THK.	MATL. SPEC.	DRG. NO.	EXAM TYPE	PROC. NO.	CAL. STD. NO.	NOTES
1232	IRH-2059-28A	P-P	C5.51	MF-2	10	0.365	307LS	IRH-2059	N/A	N/A	N/A	INCLUDED IN POPULATION BUT NOT EXAMINED DUE TO WALL THICK. < 3/8"
1233	IRH-2060-01	P-P	C5.51	MF-2	10	0.365	307LS	IRH-2060	N/A	N/A	N/A	INCLUDED IN POPULATION BUT NOT EXAMINED DUE TO WALL THICK. < 3/8"
1235	IRH-2060-06A	P-P	C5.51	MF-2	10	0.365	307LS	IRH-2060	N/A	N/A	N/A	INCLUDED IN POPULATION BUT NOT EXAMINED DUE TO WALL THICK. < 3/8"
1234	IRH-2060-21	P-P	C5.51	MF-2	10	0.365	307LS	IRH-2060	N/A	N/A	N/A	INCLUDED IN POPULATION BUT NOT EXAMINED DUE TO WALL THICK. < 3/8"
1236	IRH-2061-01	R-P	C5.51	MF-2	10	0.365	307LS	IRH-2061	N/A	N/A	N/A	INCLUDED IN POPULATION BUT NOT EXAMINED DUE TO WALL THICK. < 3/8"
1237	IRH-2061-18	P-P	C5.51	MF-2	10	0.365	307LS	IRH-2061	N/A	N/A	N/A	INCLUDED IN POPULATION BUT NOT EXAMINED DUE TO WALL THICK. < 3/8"
1238	IRH-2061-22B	P-P	C5.51	MF-2	10	0.365	307LS	IRH-2061	N/A	N/A	N/A	INCLUDED IN POPULATION BUT NOT EXAMINED DUE TO WALL THICK. < 3/8"
1239	IRH-2065-01	R-P	C5.51	MF-2	10	0.365	307LS	IRH-2065	N/A	N/A	N/A	INCLUDED IN POPULATION BUT NOT EXAMINED DUE TO WALL THICK. < 3/8"
1243	IRH-2065-08	P-P	C5.51	MF-2	10	0.365	307LS	IRH-2065	N/A	N/A	N/A	INCLUDED IN POPULATION BUT NOT EXAMINED DUE TO WALL THICK. < 3/8"
1240	IRH-2065-12D	P-P	C5.51	MF-2	10	0.365	307LS	IRH-2065	N/A	N/A	N/A	INCLUDED IN POPULATION BUT NOT EXAMINED DUE TO WALL THICK. < 3/8"
1241	IRH-2065-14C	P-P	C5.51	MF-2	10	0.365	307LS	IRH-2065	N/A	N/A	N/A	INCLUDED IN POPULATION BUT NOT EXAMINED DUE TO WALL THICK. < 3/8"

NO.	COMPONENT I.D. NO.	COMP. FIG.	ITEM NO.	WELD TYPE	NOM. PIPE SIZE	NOM. THK.	MATL. SPEC.	DWG. NO.	EXAM TYPE	PROC. NO.	CAL. STD. NO.	NOTES
1242	IRH-2065-18A	P-P	C5.51	MF-2	10	0.365	307LS	IRH-2065	N/A	N/A	N/A	INCLUDED IN POPULATION BUT NOT EXAMINED DUE TO WALL THICK. < 3/8"
1245	IRH-2066-01A	P-P	C5.51	MF-2	10	0.365	307LS	IRH-2066	N/A	N/A	N/A	INCLUDED IN POPULATION BUT NOT EXAMINED DUE TO WALL THICK. < 3/8"
1244	IRH-2066-14	P-P	C5.51	MF-2	10	0.365	307LS	IRH-2066	N/A	N/A	N/A	INCLUDED IN POPULATION BUT NOT EXAMINED DUE TO WALL THICK. < 3/8"
1246	IRH-2066-22A	P-P	C5.51	MF-2	10	0.365	307LS	IRH-2066	N/A	N/A	N/A	INCLUDED IN POPULATION BUT NOT EXAMINED DUE TO WALL THICK. < 3/8"
1247	IRH-2067-01	P-P	C5.51	MF-2	10	0.365	307LS	IRH-2067	N/A	N/A	N/A	INCLUDED IN POPULATION BUT NOT EXAMINED DUE TO WALL THICK. < 3/8"
1248	IRH-2067-12	P-P	C5.51	MF-2	10	0.365	307LS	IRH-2067	N/A	N/A	N/A	INCLUDED IN POPULATION BUT NOT EXAMINED DUE TO WALL THICK. < 3/8"
1249	IRH-2067-20A	P-P	C5.51	MF-2	10	0.365	307LS	IRH-2067	N/A	N/A	N/A	INCLUDED IN POPULATION BUT NOT EXAMINED DUE TO WALL THICK. < 3/8"
1250	IRH-2067-31A	P-P	C5.51	MF-2	10	0.365	307LS	IRH-2067	N/A	N/A	N/A	INCLUDED IN POPULATION BUT NOT EXAMINED DUE TO WALL THICK. < 3/8"
1251	IRH-2068-01	P-P	C5.51	MF-2	10	0.365	307LS	IRH-2068	N/A	N/A	N/A	INCLUDED IN POPULATION BUT NOT EXAMINED DUE TO WALL THICK. < 3/8"
1255	IRH-2068-09	P-P	C5.51	MF-2	10	0.365	307LS	IRH-2068	N/A	N/A	N/A	INCLUDED IN POPULATION BUT NOT EXAMINED DUE TO WALL THICK. < 3/8"
1252	IRH-2068-17A	P-P	C5.51	MF-2	10	0.365	307LS	IRH-2068	N/A	N/A	N/A	INCLUDED IN POPULATION BUT NOT EXAMINED DUE TO WALL THICK. < 3/8"

NO.	COMPONENT I.D. NO.	COMP. FIG.	ITEM NO.	WELD TYPE	NOM. PIPE SIZE	NOM. THK.	MATL. SPEC.	DWG. NO.	EXAM TYPE	PROC. NO.	CAL. STD. NO.	NOTES
1253	IRH-2068-30A	P-P	C5.51	MF-2	10	0.365	307LS	IRH-2068	N/A	N/A	N/A	INCLUDED IN POPULATION BUT NOT EXAMINED DUE TO WALL THICK. < 3/8"
1254	IRH-2068-42	R-P	C5.51	MF-2	10	0.365	307LS	IRH-2068	N/A	N/A	N/A	INCLUDED IN POPULATION BUT NOT EXAMINED DUE TO WALL THICK. < 3/8"
1260	IRH-2077-01A	N-P	C5.51	MF-2	18	0.562	307LS	IRH-2077	PT UT-45 DEG.	NDT-D-2 NDT-C-2	01-18-01	
1256	IRH-2077-11	P-E	C5.51	MF-2	18	0.562	307LS	IRH-2077	PT UT-45 DEG.	NDT-D-2 NDT-C-2	01-18-01	INCLUDED IN POPULATION BUT NOT EXAMINED DUE TO WALL THICK. < 3/8"
1257	IRH-2077-13	E-P	C5.51	MF-2	18	0.562	307LS	IRH-2077	PT UT-45 DEG.	NDT-D-2 NDT-C-2	01-18-01	
1258	IRH-2077-15	P-E	C5.51	MF-2	18	0.562	307LS	IRH-2077	PT UT-45 DEG.	NDT-D-2 NDT-C-2	01-18-01	
1259	IRH-2077-16	E-P	C5.51	MF-2	18	0.562	307LS	IRH-2077	PT UT-45 DEG.	NDT-D-2 NDT-C-2	01-18-01	
1261	IRH-2077-22	P-V	C5.51	MF-2	18	0.562	307LS	IRH-2077	PT UT-45 DEG.	NDT-D-2 NDT-C-2	01-18-01	
1262	IRH-2077-23A	V-E	C5.51	MF-2	18	0.562	307LS	IRH-2077	PT UT-45 DEG.	NDT-D-2 NDT-C-2	01-18-01	
1263	IRH-2077-25	E-T	C5.51	MF-2	18	0.562	307LS	IRH-2077	PT UT-45 DEG.	NDT-D-2 NDT-C-2	01-18-01	
1264	IRH-2077-26	P-T	C5.51	MF-2	18	0.562	307LS	IRH-2077	PT UT-45 DEG.	NDT-D-2 NDT-C-2	01-18-01	

NO.	COMPONENT I.D. NO.	COMP. FIG.	ITEM NO.	WELD TYPE	NOM. PIPE SIZE	NOM. THK.	MATL. SPEC.	DRG. NO.	EXAM TYPE	PROC. NO.	CAL. STD. NO.	NOTES
1265	IRH-2077-27	V-P	C5.51	MF-2	18	0.562	307LS	IRH-2077	PT UT-45 DEG.	NDT-D-2 NDT-C-2	01-18-01	
1266	IRH-2077-28	T-P	C5.51	MF-2	18	0.562	307LS	IRH-2077	PT UT-45 DEG.	NDT-D-2 NDT-C-2	01-18-01	
1267	IRH-2077-28A	P-P	C5.51	MF-2	18	0.562	307LS	IRH-2077	PT UT-45 DEG.	NDT-D-2 NDT-C-2	01-18-01	
1268	IRH-2077-31	P-F	C5.51	MF-2	18	0.562	307LS	IRH-2077	PT UT-45 DEG.	NDT-D-2 NDT-C-2	01-18-01	
1269	IRH-2077-33	F-P	C5.51	MF-2	18	0.562	307LS	IRH-2077	PT UT-45 DEG.	NDT-D-2 NDT-C-2	01-18-01	
1270	IRH-2077-34	P-E	C5.51	MF-2	18	0.562	307LS	IRH-2077	PT UT-45 DEG.	NDT-D-2 NDT-C-2	01-18-01	
1271	IRH-2077-36	E-P	C5.51	MF-2	18	0.562	307LS	IRH-2077	PT UT-45 DEG.	NDT-D-2 NDT-C-2	01-18-01	
1272	IRH-2077-37	P-T	C5.51	MF-2	18	0.562	307LS	IRH-2077	PT UT-45 DEG.	NDT-D-2 NDT-C-2	01-18-01	
1273	IRH-2077-38	T-P	C5.51	MF-2	18	0.562	307LS	IRH-2077	PT UT-45 DEG.	NDT-D-2 NDT-C-2	01-18-01	
1274	IRH-2077-39	P-E	C5.51	MF-2	18	0.562	307LS	IRH-2077	PT UT-45 DEG.	NDT-D-2 NDT-C-2	01-18-01	
1275	IRH-2077-40	E-V	C5.51	MF-2	18	0.562	307LS	IRH-2077	PT UT-45 DEG.	NDT-D-2 NDT-C-2	01-18-01	

NO.	COMPONENT I.D. NO.	COMP. FIG.	ITEM NO.	WELD TYPE	NOM. PIPE SIZE	NOM. THK.	MATL. SPEC.	DWG. NO.	EXAM TYPE	PROC. NO.	CAL. STD. NO.	NOTES
1276	IRH-2077-41	T-P	C5.51	MF-2	18	0.562	307LS	IRH-2077	PT UT-45 DEG.	NDT-D-2 NDT-C-2	01-18-01	
1277	IRH-2077-42	P-E	C5.51	MF-2	18	0.562	307LS	IRH-2077	PT UT-45 DEG.	NDT-D-2 NDT-C-2	01-18-01	

UNIT 2
EXAM CATEGORY D-C
CLASS C INTEGRAL ATTACHMENTS

ITEM NO.	TYPE	RESTRAINT NUMBER	M-799 SHEET	M. DRAWING NUMBER/ SHEET	PIPE SIZE	BUILDING	ELEVATION	ROW	COLUMN
D3.20	A	2FC03PA	FP EMERG MAKE UP PUMP						
D3.20	A	2FC03PB	FP EMERG MAKE UP PUMP						
D3.20	A	2FC01AA	FP HEAT EXCHANGER						
D3.20	A	2FC01AB	FP HEAT EXCHANGER						
D3.20	A	2FC01PA	FP COOLING PUMP						
D3.20	A	2FC01PB	FP COOLING PUMP						
D3.20	A	2FC01DA	FP COOLING FILTER/DEMIN						
D3.20	A	2FC01DB	FP COOLING FILTER/DEMIN						
D3.20	R	FC02-2010R	10	941/9	12				
D3.20	R	FC02-2011R	10	941/9	12				
D3.20	R	FC02-2012R	10	941/9	12				
D3.20	R	FC02-2013R	10	941/9	12				
D3.20	R	FC02-2014R	10	941/9	12				
D3.20	R	FC02-2024R	6	941/9	12				
D3.20	R	FC02-2025R	6	941/9	12				
D3.20	R	FC02-2026R	6	941/9	12				
D3.20	R	FC02-2028R	6	941/9	12				
D3.20	R	FC02-2029R	6	941/9	12				
D3.20	R	FC02-2030R	6	941/9	12				
D3.20	R	FC03-2018R	10	841/9	12				
D3.20	R	FC03-2026R	6	941/9	12				
D3.20	R	FC03-2027R	5		12				
D3.20	R	FC03-2029R	6	941/9	12				
D3.20	R	FC03-2030R	6	941/9	12				
D3.20	R	FC03-2817R	42	814/9	12				
D3.20	R	FC03-2818R	42	814/9	12				

UNIT 2
EXAM CATEGORY D-C
CLASS C INTEGRAL ATTACHMENTS

ITEM NO.	TYPE	RESTRAINT NUMBER	M-799 SHEET	M. DRAWING NUMBER/ SHEET	PIPE SIZE	BUILDING	ELEVATION	ROW	COLUMN
D3.20	R	FC03-2819R	42	814/9	12				
D3.20	R	FC03-2820R	42	814/9	12				
D3.20	R	FC04-2806R	34	941/9	8				
D3.20	R	FC04-2810R	22		8				
D3.20	R	FC04-2817R	22		8				
D3.20	R	FC04-2830R	34	941/9	8				
D3.20	R	FC08-2811R	39	941/7	12				
D3.20	R	FC08-2812R	39	941/7	12				
D3.20	X	FC11-2802X	35	2043/1	6				
D3.20	X	FC11-2804X	35	2043/1	6				
D3.20	X	FC11-2823X	35	2043/3	14				
D3.20	X	FC27-2827X	39	941/6	20				
D3.20	X	FC27-2828X	35	941/4	20				
D3.20	X	FC27-2829X	35	941/4	20				
D3.20	X	FC27-2835X	34	941/5	20				
D3.20	R	FC27-2836R	34	2043/3	20				
D3.20	A	FC27-2842A	39	941/2	20				
D3.20	X	FC28-2815X	40	2043/8	16				
D3.20	A	FC28-2819A	39	239	16				
D3.20	R	FC29-2010R	14	830/3	6				
D3.20	R	FC29-2011R	18	830/3	6				
D3.20	X	FC30-2003X	9	930/5	6				
D3.20	X	FC30-2006X	37	2005	6				
D3.20	X	FC30-2019X	9	930/3	6				
D3.20	X	FC30-2027X	15	930/3	6				
D3.20	X	FC30-2028X	40	2005/23	6				
D3.20	X	FC30-2034X	15	930/3	6				
D3.20	X	FC30-2090X	25	930/7	6				
D3.20	X	FC30-2095X	37	2005/26	6				
D3.20	X	FC30-2097X	26	930/7	6				
D3.20	X	FC30-2100X	27	930/7	6				
D3.20	X	FC30-2107X	25	930/7	6				
D3.20	X	FC30-2110X	33	930/7	6				
D3.20	X	FC30-2115X	26	930/7	6				
D3.20	X	FC30-2167X	34	930/7	6				
D3.20	X	FC30-2170X	25	930/7	6				

UNIT 2
EXAM CATEGORY D-C
CLASS C INTEGRAL ATTACHMENTS

ITEM NO.	TYPE	RESTRAINT NUMBER	M-799 SHEET	M. DRAWING NUMBER/ SHEET	PIPE SIZE	BUILDING	ELEVATION	ROW	COLUMN
D3.20	X	FC30-2173X	25	930/7	6				
D3.20	X	FC30-2175X	25	930/7	6				
D3.20	X	FC30-2176X	25	930/7	6				
D3.20	X	FC30-2184X	25	930/7	6				
D3.20	R	FC33-2002R	24	941/8	8				
D3.20	R	FC33-2005R	20	941/8	8				
D3.20	R	FC35-2003R	18	841/8	6				
D3.20	R	FC66-2802R	34		12				
D3.20	R	FC66-2803R	34	941/7	12				
D3.20	R	FC66-2804R	30	941	12				
D3.20	R	FC66-2805R	34	941/7	12				
D3.20	R	FC87-2800R	34	941/1&2	12				
D3.40	V	FC01-2805V	34	2043/3	14				
D3.40	V	FC02-2807V	38	941/2	12				
D3.40	V	FC02-2808V	38	941/2	12				
D3.40	V	FC08-2809V	30	940	12				
D3.40	V	FC28-2817V	31	2043/8	16				
D3.40	V	FC30-2105V	12	930/7	6				

NO.	COMPONENT I.D. NO.	COMP. FIG.	ITEM NO.	WELD TYPE	NOM. PIPE SIZE	NOM. THK.	MATL. SPEC.	DWG. NO.	EXAM TYPE	PROC. NO.	CAL. STD. NO.	NOTES
1	IHP-PU2-01	E-F	C6.10	GE-2	12	1.312	A234 WPB A350 GR. LF1/LF2	GEL-2049	PT	NDT-D-2	N/A	
2	IHP-PU2-02	P-E	C6.10	GE-2	6	1.25	A350 GR. LI1/LI2 A234 WPB	GEL-2049	PT	NDT-D-2	N/A	
3	IHP-PU2-03	PL-E	C6.10	GE-2	14	1.312	A516 GR.70 A234 WPB	GEL-2049	PT	NDT-D-2	N/A	
4	IHP-PU2-04	PL-SH	C6.10	GE-2	54	0.75	A516 GR.70	GEL-2049	PT	NDT-D-2	N/A	
5	IHP-PU2-05	P-SH	C6.10	GE-2	24	0.688	A333 GR.6 A516 GR.70	GEL-2049	PT	NDT-D-2	N/A	
6	IHP-PU2-06	P-F	C6.10	GE-2	24	0.688	A333 GR.6 A516 GR.70	GEL-2049	PT	NDT-D-2	N/A	
7	IHP-PU2-07A	PULS	C6.10	GE-2	54	0.75	A516 GR.70	GEL-2049	PT	NDT-D-2	N/A	
8	IHP-PU2-07B	PULS	C6.10	GE-2	54	0.75	A516 GR.70	GEL-2049	PT	NDT-D-2	N/A	
9	IHP-PU2-07C	PULS	C6.10	GE-2	54	0.75	A516 GR.70	GEL-2049	PT	NDT-D-2	N/A	
10	IHP-PU2-08A	SH-SH	C6.10	GE-2	54	0.75	A516 GR.70	GEL-2049	PT	NDT-D-2	N/A	
11	IHP-PU2-08B	SH-SH	C6.10	GE-2	54	0.75	A516 GR.70	GEL-2049	PT	NDT-D-2	N/A	

NO.	COMPONENT I.D. NO.	COMP. FIG.	ITEM NO.	WELD TYPE	NOM. PIPE SIZE	NOM. THK.	MATL. SPEC.	DWG. NO.	EXAM TYPE	PROC. NO.	CAL. STD. NO.	NOTES
12	IHP-PU2-08C	HD-SH	C6.10	GE-2	54	0.75	A516 GR.70	GEL-2049	PT	NDT-D-2	N/A	
13	IHP-PU2-09	HD-SP	C6.10	GE-2	6	0.75	A516 GR.70 A350 GR. FL1/LF2	GEL-2049	PT	NDT-D-2	N/A	
14	ILP-PU2-01	P-F	C6.10	GE-2	14	0.438	A234 WPB A350 GR. LF1/LF2	GEL-2050	PT	NDT-D-2	N/A	
15	ILP-PU2-02	P-E	C6.10	GE-2	6	0.438	A350 GR. LF1/LF2 A234 WPB	GEL-2050	PT	NDT-D-2	N/A	
16	ILP-PU2-03	PL-E	C6.10	GE-2	14	0.438	A516 GR.70 A234 WPB	GEL-2050	PT	NDT-D-2	N/A	
17	ILP-PU2-04	PL-SH	C6.10	GE-2	36	0.75	A516 GR.70	GEL-2050	PT	NDT-D-2	N/A	
18	ILP-PU2-05	P-SH	C6.10	GE-2	24	0.688	A333 GR.6 A516 GR.70	GEL-2050	PT	NDT-D-2	N/A	
19	ILP-PU2-06	P-F	C6.10	GE-2	24	0.688	A333 GR.6 A516 GR.70	GEL-2050	PT	NDT-D-2	N/A	
20	ILP-PU2-07	SH-SH	C6.10	GE-2	36	0.75	A516 GR.70	GEL-2050	PT	NDT-D-2	N/A	
21	ILP-PU2-08	SH-HD	C6.10	GE-2	36	0.75	A516 GR.70	GEL-2050	PT	NDT-D-2	N/A	
22	ILP-PU-09	HD-SP	C6.10	GE-2	6	0.75	A516 GR.70 A350 GR.LF1/LF2	GEL-2050	PT	NDT-D-2	N/A	

NO.	COMPONENT I.D. NO.	COMP. FIG.	ITEM NO.	WELD TYPE	NOM. PIPE SIZE	NOM. THK.	MATL. SPEC.	DWG. NO.	EXAM TYPE	PROC. NO.	CAL. STD. NO.	NOTES
23	IRH-PU2A-01	E-F	C6.10	GE-2	14	0.438	A234 WPB A350 GR. LF1/LF2	GEL-1108	PT	NDT-D-2	N/A	
24	IRH-PU2A-02	P-E	C6.10	GE-2	6	0.438	A350 GR.LF1/LF2 A234 WPB	GEL-1108	PT	NDT-D-2	N/A	
25	IRH-PU2A-03	PL-E	C6.10	GE-2	14	0.438	A516 GR.70 A234 WPB	GEL-1108	PT	NDT-D-2	N/A	
26	IRH-PU2A-04	PL-SH	C6.10	GE-2	36	0.75	A516 GR.70	GEL-1108	PT	NDT-D-2	N/A	
27	IRH-PU2A-05	P-SH	C6.10	GE-2	24	0.688	A333 GR.6 A516 GR.70	GEL-1108	PT	NDT-D-2	N/A	
28	IRH-PU2A-06	P-F	C6.10	GE-2	24	0.688	A516 GR.70	GEL-1108	PT	NDT-D-2	N/A	
29	IRH-PU2A-07A	PULS	C6.10	GE-2	36	0.75	A516 GR.70	GEL-1108	PT	NDT-D-2	N/A	
30	IRH-PU2A-07B	PULS	C6.10	GE-2	36	0.75	A516 GR.70	GEL-1108	PT	NDT-D-2	N/A	
31	IRH-PU2A-07C	PULS	C6.10	GE-2	36	0.75	A516 GR.70	GEL-1108	PT	NDT-D-2	N/A	
32	IRH-PU2A-08A	SH-SH	C6.10	GE-2	36	0.75	A516 GR.70	GEL-1108	PT	NDT-L-2	N/A	
33	IRH-PU2A-08B	SH-SH	C6.10	GE-2	36	0.75	A516 GR.70	GEL-1108	PT	NDT-D-2	N/A	

NO.	COMPONENT I.D. NO.	COMP. FIG.	ITEM NO.	WELD TYPE	NOM. PIPE SIZE	NOM. THK.	MATL. SPEC.	DWG. NO.	EXAM TYPE	PROC. NO.	CAL. STD. NO.	NOTES
34	IRH-PU2A-08C	HD-SH	C6.10	GE-2	36	0.75	A516 GR.70	GEL-1108	PT	NDT-D-2	N/A	
35	IRH-PU2A-09	HD-SP	C6.10	GE-2	6	0.75	A516 GR.70 A350 GR.LF1/LF2	GEL-1108	PT	NDT-D-2	N/A	
36	IRH-PU2B-01	E-F	C6.10	GE-2	14	0.438	A234 WPB A350 GR. LF1/LF2	GEL-1108	PT	NDT-D-2	N/A	
37	IRH-PU2B-02	P-E	C6.10	GE-2	6	0.438	A234 WPB A350 GR. LF1/LF2	GEL-1108	PT	NDT-D-2	N/A	
38	IRH-PU2B-03	PL-E	C6.10	GE-2	14	0.438	A516 GR.70 A234 WPB	GEL-1108	PT	NDT-D-2	N/A	
39	IRH-PU2B-04	PL-SH	C6.10	GE-2	36	0.75	A516 GR.70	GEL-1108	PT	NDT-D-2	N/A	
40	IRH-PU2B-05	P-SH	C6.10	GE-2	24	0.688	A333 GR.6 A516 GR.70	GEL-1108	PT	NDT-D-2	N/A	
41	IRH-PU2B-06	P-F	C6.10	GE-2	24	0.688	A333 GR.6 A516 GR.70	GEL-1108	PT	NDT-D-2	N/A	
42	IRH-PU2B-07A	PULS	C6.10	GE-2	36	0.75	A516 GR.70	GEL-1108	PT	NDT-D-2	N/A	
43	IRH-PU2B-07B	PULS	C6.10	GE-2	36	0.75	A516 GR.70	GEL-1108	PT	NDT-D-2	N/A	
44	IRH-PU2B-07C	PULS	C6.10	GE-2	36	0.75	A516 GR.70	GEL-1108	PT	NDT-D-2	N/A	

NO.	COMPONENT I.D. NO.	COMP. FIG.	ITEM NO.	WELD TYPE	NOM. PIPE SIZE	NOM. THK.	MATL. SPEC.	DWG. NO.	EXAM TYPE	PROC. NO.	CAL. STD. NO.	NOTES
45	IRH-PU2B-08A	SH-SH	C6.10	GE-2	36	0.75	A516 GR.70	GEL-1108	PT	NDT-D-2	N/A	
46	IRH-PU2B-08B	SH-SH	C6.10	GE-2	36	0.75	A516 GR.70	GEL-1108	PT	NDT-D-2	N/A	
47	IRH-PU2B-08C	HD-SH	C6.10	GE-2	36	0.75	A516 GR.70	GEL-1108	PT	NDT-D-2	N/A	
48	IRH-PU2B-09	HD-SP	C6.10	GE-2	6	0.75	A516 GR.70 A350 GR. LF1/LF2	GEL-1108	PT	NDT-D-2	N/A	
49	IRH-PU2C-01	E-F	C6.10	GE-2	14	0.438	A234 WPB A350 GR. LF1/LF2	GEL-1108	PT	NDT-D-2	N/A	
50	IRH-PU2C-02	P-E	C6.10	GE-2	6	0.438	A234 WPB A350 GR. LF1/LF2	GEL-1108	PT	NDT-D-2	N/A	
51	IRH-PU2C-03	PL-E	C6.10	GE-2	14	0.438	A516 GR.70 A234 WPB	GEL-1108	PT	NDT-D-2	N/A	
52	IRH-PU2C-04	PL-SH	C6.10	GE-2	36	0.75	A516 GR.70	GEL-1108	PT	NDT-D-2	N/A	
53	IRH-PU2C-05	P-SH	C6.10	GE-2	24	0.688	A333 GR.6 A516 GR.70	GEL-1108	PT	NDT-D-2	N/A	
54	IRH-PU2C-06	P-FL	C6.10	GE-2	24	0.688	A333 GR.6 A516 GR.70	GEL-1108	PT	NDT-D-2	N/A	
55	IRH-PU2C-07A	PULS	C6.10	GE-2	36	0.75	A516 GR.70	GEL-1108	PT	NDT-D-2	N/A	

NO.	COMPONENT I.D. NO.	COMP. FIG.	ITEM NO.	WELD TYPE	NOM. PIPE SIZE	NOM. THK.	MATL. SPEC.	DWG. NO.	EXAM TYPE	PROC. NO.	CAL. STD. NO.	NOTES
56	IRH-PU2C-07B	PULS	C6.10	GE-2	36	0.75	A516 GR.70	GEL-1108	PT	NDT-D-2	N/A	
57	IRH-PU2C-07C	PULS	C6.10	GE-2	36	0.75	A516 GR.70	GEL-1108	PT	NDT-D-2	N/A	
58	IRH-PU2C-08A	SH-SH	C6.10	GE-2	36	0.75	A516 GR.70	GEL-1108	PT	NDT-D-2	N/A	
59	IRH-PU2C-08B	SH-SH	C6.10	GE-2	36	0.75	A516 GR.70	GEL-1108	PT	NDT-D-2	N/A	
60	IRH-PU2C-08C	HD-SH	C6.10	GE-2	36	0.75	A516 GR.70	GEL-1108	PT	NDT-D-2	N/A	
61	IRH-PU2C-09	HD-SP	C6.10	GE-2	6	0.75	A516 GR.70 A350 GR. LF1/LF2	GEL-1108	PT	NDT-D-2	N/A	

UNIT 2
EXAM CATEGORY D-A
CLASS C INTEGRAL ATTACHMENTS

ITEM NO.	TYPE	RESTRAINT NUMBER	M-799 SHEET	M. DRAWING NUMBER/ SHEET	PIPE SIZE	BUILDING	ELEVATION	ROW	COLUMN
D1.20	A	2DG01P	DG COOLING WATER PUMP						
D1.20	A	2E22-C002	HPCS DG COOLING WATER PUMP						
D1.20	A	2E22-S001	HPCS DIESEL GENERATOR COOLER						
D1.20	A	2DG01A	DIESEL GENERATOR COOLER						
D1.20	A	DR-9		1225/1	10				
D1.20	X	DG02-2002X	21	930/3	10				
D1.20	X	DG03-2001X	31		8				
D1.20	X	DG03-2002X	9	930/3	8				
D1.20	R	DG03-2009R	8	930/3	10				
D1.20	R	DG03-2800R	31	930/4	8				
D1.20	X	DG04-2005X	21	930/3	8				
D1.20	X	DG04-2008X	11	930/4	8				
D1.20	X	DG04-2009X	11	930/4	8				
D1.20	X	DG04-2011X	11	930/4	8				
D1.20	R	DG04-2013R	22	930/3	8				
D1.20	X	DG14-2029X	40	930/1	6				
D1.20	X	DG14-2030X	26	930/1	6				
D1.20	X	DG14-2036X	37	930/2	6				
D1.20	R	DG16-2010R	8	925	24				
D1.20	R	DG16-2014R	15	925	24				
D1.20	X	DG23-2003X	40	930/1	6				
D1.20	X	DG23-2015X	10	930/2	6				
D1.20	X	DG23-2800X	37	930/1	6				
D1.20	X	HP51-2002X	31	930/3	10				
D1.20	X	HP52-2001X	9	930/4	8				
D1.20	X	HP52-2002X	9	930/4	8				
D1.20	X	HP52-2007X	8	930/5	8				
D1.20	X	HP52-2009X	8	930/5	10				
D1.20	R	HP53-2003R	8	930/3	8				
D1.20	X	HP53-2004X	9	930/3	8				
D1.20	X	HP53-2009X	9	930/3	8				
D1.20	X	HP73-2001X	22	925	24				
D1.20	R	HP73-2003R	8	925	24				

UNIT 2
EXAM CATEGORY D-A
CLASS C INTEGRAL ATTACHMENTS

D1.20	X	MS04-2606X	37	900/10	12				
D1.20	X	MS04-2611X	37	900/10	12				
D1.20	X	MS04-2612X	37						
D1.20	X	MS04-2623X	40	900/10	12				
D1.20	X	MS04-2644X	40	900/18	12				
D1.20	X	MS04-2645X	40	900/10	12				
D1.20	X	MS04-2662X	40	900/10	12				
D1.20	X	MS04-2672X	40	900/20	12				
D1.20	X	MS04-2690X	40	900/20	12				
D1.20	X	MS04-2704X	40	900/20	12				
D1.20	X	MS04-2718X	40	900/10	12				
D1.20	X	MS04-2730X	38	900/9	12				
D1.20	X	MS04-2736X	31	900/8	12				
D1.20	X	MS04-2737X	31	900/8	12				
D1.20	X	MS04-2757X	31	900/9	12				
D1.20	X	MS04-2777X	31	900/9	12				
D1.20	X	MS04-2807X	33		12				
D1.20	X	MS04-2810X	38	900/8	12				
D1.20	X	MS04-2833X	40	900/17	12				
D1.20	X	MS04-2843X	40	900/16	12				
D1.20	X	MS04-2852X	40	900/15	12				
D1.20	X	MS04-2855X	33	900/8	12				
D1.20	X	MS04-2863X	40	900/8	12				
D1.20	X	MS04-2876X	33		12				
D1.20	X	MS04-2881X	32	900/17	12	C	718	+	3
D1.20	X	MS04-2882X	31	900/17	12				
D1.20	X	MS04-2883X	31	900/17	12				
D1.20	X	MS04-2884X	31	900/17	12				
D1.20	X	MS04-2885X	31	900/17	12				
D1.20	X	MS04-2887X	38	900/10	12				
D1.20	X	MS04-2888X	38	900/24	12				
D1.20	X	MS04-2889X	38	900/18	12				
D1.20	X	MS04-2890X	38	900/18	12				
D1.20	X	MS04-2891X	38	900/18	12				
D1.20	X	MS04-2892X	38	900/24	12				
D1.20	X	MS04-2894X	38	900/17	12				
D1.20	X	MS04-2895X	38	900/17	12				
D1.20	X	MS04-2896X	38	900/17	12				
D1.20	X	MS04-2897X	38	900/17	12				
D1.20	X	MS04-2898X	38	900/17	12				
D1.20	X	MS04-2899X	38	900/17	12				
D1.20	X	MS04-2900X	38	900/17	12				
D1.20	X	MS04-2901X	38	900/17	12				
D1.20	X	MS04-2902X	38	900/17	12				
D1.20	X	MS04-2903X	32	900/19	12	C	718	+	1

UNIT 2
EXAM CATEGORY D-A
CLASS C INTEGRAL ATTACHMENTS

D1.20	X	MS04-2904X	31	900/19	12				
D1.20	X	MS04-2905X	31	900/19	12				
D1.20	X	MS04-2906X	31	900/19	12				
D1.20	X	MS04-2907X	31	900/19	12				
D1.20	X	MS04-2908X	38	900/15	12				
D1.20	X	MS04-2912X	38	900/15	12				
D1.20	X	MS04-2913X	38	900/15	12				
D1.20	X	MS04-2914X	38	900/18	12				
D1.20	X	MS04-2915X	38	900/18	12				
D1.20	X	MS04-2916X	38	900/18	12				
D1.20	X	MS04-2917X	38	900/18	12				
D1.20	X	MS04-2918X	38	900/18	12				
D1.20	X	MS04-2919X	38	900/18	12				
D1.20	X	MS04-2920X	38	900/18	12				
D1.20	X	MS04-2921X	37	900/18	12				
D1.20	X	MS04-2923X	32	900/16	12	C	718	+	3
D1.20	X	MS04-2924X	37	900/16	12				
D1.20	X	MS04-2925X	37	900/16	12				
D1.20	X	MS04-2926X	37	900/16	12				
D1.20	X	MS04-2927X	37	900/16	12				
D1.20	X	MS04-2928X	32	900/24	12	C	728	+	2
D1.20	X	MS04-2930X	32	900/20	12	C	718	+	2
D1.20	X	MS04-2933X	37	900/20	12				
D1.20	X	MS04-2934X	37	900/20	12				
D1.20	X	MS04-2935X	37	900/24	12				
D1.20	X	MS04-2936X	37	900/20	12				
D1.20	X	MS04-2937X	38	900/15	12				
D1.20	X	MS04-2938X	37	900/15	12				
D1.20	X	MS04-2939X	37	900/15	12				
D1.20	X	MS04-2940X	37	900/15	12				
D1.20	X	MS04-2941X	37	900/15	12				
D1.20	X	MS04-2942X	38	900/20	12				
D1.20	X	MS04-2943X	37	900/23	12				
D1.20	X	MS04-2944X	37	900/23	12				
D1.20	X	MS04-2945X	37	900/23	12				
D1.20	X	MS04-2946X	37	900/23	12				
D1.20	X	MS04-2947X	38	900/16	12				
D1.20	X	MS04-2948X	38	900/16	12				
D1.20	X	MS04-2949X	38	900/16	12				
D1.20	X	MS04-2950X	38	900/16	12				
D1.20	X	MS04-2951X	38	900/16	12				
D1.20	X	MS04-2953X	38	900/24	12				
D1.20	X	MS04-2954X	37	900/19	12				
D1.20	X	MS04-2955X	37	900/19	12				
D1.20	X	MS04-2956X	37	900/19	12				

UNIT 2
EXAM CATEGORY D-A
CLASS C INTEGRAL ATTACHMENTS

D1.20	X	MS04-2957X	37	900/19	12				
D1.20	X	MS04-2958X	32	900/15	12	C	728	+	4
D1.20	X	MS04-2959X	31	900/15	12				
D1.20	X	MS04-2960X	31	900/15	12				
D1.20	X	MS04-2961X	31	900/15	12				
D1.20	X	MS04-2962X	31	900/15	12				
D1.20	X	MS04-2963X	38	900/24	12				
D1.20	X	MS04-2964X	38	900/24	12				
D1.20	X	MS04-2965X	38	900/24	12				
D1.20	X	MS04-2966X	38	900/24	12				
D1.20	X	MS04-2967X	38	900/24	12				
D1.20	X	MS04-2969X	32	900/17	12	C	718	+	3
D1.20	X	MS04-2970X	31	900/17	12				
D1.20	X	MS04-2971X	31	900/17	12				
D1.20	X	MS04-2972X	31	900/17	12				
D1.20	X	MS04-2973X	31	900/17	12				
D1.20	X	MS04-2974X	38	800/24	12				
D1.20	X	MS04-2975X	37	900/18	12				
D1.20	X	MS04-2976X	37	900/18	12				
D1.20	X	MS04-2977X	37	900/18	12				
D1.20	X	MS04-2978X	37	900/18	12				
D1.20	X	MS04-2979X	32	900/23	12	C	718	+	4
D1.20	X	MS04-2980X	37	900/23	12				
D1.20	X	MS04-2981X	37	900/23	12				
D1.20	X	MS04-2982X	37	900/23	12				
D1.20	X	MS04-2983X	37	900/23	12				
D1.20	X	MSO4-2033X	5	900/8	12				
D1.20	R	RT44-2001R	12	940/1	6				
D1.30	S	MS04--2784S	33	900/8	12				
D1.30	S	MS04-2608S	37	900/10	12				
D1.30	S	MS04-2609S	37	900/10	12				
D1.30	S	MS04-2612S	35	900/10	12				
D1.30	S	MS04-2620S	40	900/10	12				
D1.30	S	MS04-2622S	40	900/10	12				
D1.30	S	MS04-2641S	40	900/10	12				
D1.30	S	MS04-2648S	40	900/10	12				
D1.30	S	MS04-2661S	40	900/10	12				
D1.30	S	MS04-2666S	40	900/19	12				
D1.30	S	MS04-2679S	40	900/20	12				
D1.30	S	MS04-2680S	40	900/11	12				
D1.30	S	MS04-2685S	40	900/20	12				
D1.30	S	MS04-2689S	40	900/20	12				
D1.30	S	MS04-2691S	40	900/20	12				
D1.30	S	MS04-2700S	40	900/19	12				

UNIT 2
EXAM CATEGORY D-A
CLASS C INTEGRAL ATTACHMENTS

D1.30	S	MS04-2702S	40	900/20	12				
D1.30	S	MS04-2711S	40	900/20	12				
D1.30	S	MS04-2714S	40		12				
D1.30	S	MS04-2739S	38	900/8	12				
D1.30	S	MS04-2745S	38	900/8	12				
D1.30	S	MS04-2756S	31	900/9	12				
D1.30	S	MS04-2762S	38	900/8	12				
D1.30	S	MS04-2780S	31	900/9	12				
D1.30	S	MS04-2782S	31	900/9	12				
D1.30	S	MS04-2786S	38	900/8	12				
D1.30	S	MS04-2789S	38	900/8	12				
D1.30	S	MS04-2794S	31	900/9	12				
D1.30	S	MS04-2798S	38	900/18	12				
D1.30	S	MS04-2804S	38	900/8	12				
D1.30	S	MS04-2808S	31	900/9	12				
D1.30	S	MS04-2826S	40	900/16	12				
D1.30	S	MS04-2834S	40	900/17	12				
D1.30	S	MS04-2836S	40	900/17	12				
D1.30	S	MS04-2854S	40	900/15	12				
D1.30	S	MS04-2877S	40	900/15	12				
D1.40	V	DG01-2014V	14	930/3	14				
D1.40	V	DG03-2006V	37	2005/63	6				
D1.40	V	MS04-2719V	37	900/8	12				
D1.40	V	MS04-2721V	38	900/8	12				
D1.50	C	HP75-2008C	8	925	30				
D1.50	C	MS04-2601C	37	900/10	12				
D1.50	C	MS04-2603C	37	900/18	12				
D1.50	C	MS04-2605C	37	900/19	12				
D1.50	C	MS04-2651C	39	900/19	12				
D1.50	C	MS04-2653C	39	900/19	12				
D1.50	C	MS04-2655C	40	900/20	12				
D1.50	C	MS04-2657C	39	900/20	12				
D1.50	C	MS04-2658C	38	900/20	12				
D1.50	C	MS04-2659C	39	900/20	12				
D1.50	C	MS04-2724C	30	900/17	12				
D1.50	C	MS04-2811C	33		12				
D1.50	C	MS04-2816C	38	900/17	12				
D1.50	C	MS04-2817C	39	900/16	12				

UNIT 2
EXAM CATEGORY D-B
CLASS C INTEGRAL ATTACHMENTS

ITEM NO.	TYPE	RESTRAINT NUMBER	M-799 SHEET	M. DRAWING NUMBER/ SHEET	PIPE SIZE	BUILDING	ELEVATION	ROW	COLUMN
D2.20	A	2E12-C300A	RHR SERVICE WATER PUMP						
D2.20	A	2E12-C300B	RHR SERVICE WATER PUMP						
D2.20	A	2E12-C300C	RHR SERVICE WATER PUMP						
D2.20	A	2E12-C300D	RHR SERVICE WATER PUMP						
D2.20	A	2DR-2		M-1215 S1	20				
D2.20	A	2DR-4		M-1215 S1	36				
D2.20	A	2DR-6		M-1215 S1	30				
D2.20	A	2DR-7		M-1215 S1	20				
D2.20	A	2DR-8		M-1215 S1	6				
D2.20	A	2RB-1		M-1214 S1	20				
D2.20	A	2RB-26		M-1214 S1	24				
D2.20	A	2RB-27		M-1214 S1	20				
D2.20	A	2RB-41		M-1214 S1	20				
D2.20	A	2RB-76		M-1214 S1	24				
D2.20	R	RH80-2002R	32	930/3	36	D	676	J	22
D2.20	R	RH80-2010R	38	930/3	30				
D2.20	X	RH81-2003X	31	930/3	20				
D2.20	R	RH81-2005R	7	930/3	16				
D2.20	R	RH81-2006R	7	930/3	16				
D2.20	X	RH82-2047X	26	930/1	20				
D2.20	X	RH82-2048X	26	930/1	20				
D2.20	X	RH82-2057X	26	930/1	20				
D2.20	X	RH82-2061X	26	930/1	20				
D2.20	X	RH83-2018X	40	930/1	20				
D2.20	X	RH83-2019X	40	930/1	20				
D2.20	A	VG02-2800A	39		24				
D2.20	X	VG04-2023X	23	932/2	20				
D2.20	X	VG04-2025X	23	932/2	20				

UNIT 2
EXAM CATEGORY D-B
CLASS C INTEGRAL ATTACHMENTS

ITEM NO.	TYPE	RESTRAINT NUMBER	M-799 SHEET	M. DRAWING NUMBER/ SHEET	PIPE SIZE	BUILDING	ELEVATION	ROW	COLUMN
D2.20	X	VG04-2030X	40	932/2	20				
D2.20	X	VG04-2031X	23	932/2	20				
D2.20	X	VG04-2032X	40	932/2	20				
D2.20	X	VG04-2034X	23	932/1	20				
D2.20	X	VG04-2036X	37	2032/1	20				
D2.20	X	VG04-2800X	40	2032/1	20				
D2.20	A	VG04-2801A	39	931/1	20				
D2.40	V	RH81-2800V	37	2005/2	20				
D2.40	V	RH82-2046V	38	930/1	20				
D2.40	V	VG04-2033V	14	932/1	20				