

133

clock

LAW OFFICES OF
BISHOP, LIBERMAN, COOK, PURCELL & REYNOLDS

1200 SEVENTEENTH STREET, N. W.
WASHINGTON, D. C. 20036
(202) 857-9800
TELEX 440574 INTLAW U1

DOCKETED
JULY 10, 1984
NEW YORK
BISHOP, LIBERMAN & COOK
26 BROADWAY
NEW YORK NEW YORK 10004
(212) 248-6900
TELEX 222767

July 5, 1984

Peter B. Bloch, Esq.
Atomic Safety and Licensing
Board
U.S. Nuclear Regulatory
Commission
Washington, D.C. 20555

Dr. Walter H. Jordan
881 West Outer Drive
Oak Ridge, Tennessee 37830

Dr. Kenneth A. McCollom
Division of Engineering,
Architecture & Technology
Oklahoma State University
Stillwater, Oklahoma 74078

Subj: Texas Utilities Electric Company, et al.
(Comanche Peak Steam Electric Station,
Units 1 and 2); Docket Nos. 50-445 and 50-446

Gentlemen:

Attached for your information is the fourth biweekly
update of the schedule for the loading of fuel at Comanche
Peak Unit 1.

Sincerely,

Nicholas S. Reynolds
Counsel for Applicants

Attachment

cc: Service List

8407100601 840705
PDR ADOCK 09000445
PDR

DS03

TEXAS UTILITIES GENERATING COMPANY

SKYWAY TOWER * 400 NORTH OLIVE STREET, L.I.D. 81 * DALLAS, TEXAS 75201

JOE B. GEORGE
VICE PRESIDENT

July 2, 1984

Mr. Darrell G. Eisenhut, Director
Division of Licensing
Office of Nuclear Reactor Regulation
U. S. Nuclear Regulatory Commission
Washington, D.C. 20555

Mr. John T. Collins,
Regional Administrator
Region IV
U. S. Nuclear Regulatory
Commission
611 Ryan Plaza Drive, Suite 100
Arlington, TX 76012

Gentlemen:

The following information represents our fourth biweekly update on the status of important schedule related issues for Comanche Peak fuel load in late September 1984. Information contained in the attachments is the status through June 23, 1984.

Critical Path

Refurbishment of the diesel generators remains as our primary critical path. We are now scheduled to complete Train B operability checks by June 26, 1984, some nine days behind our target. In response to a TDI Owner Group request, we will be conducting special tests to collect block stress data which may have further impact on our schedule.

The Containment Spray Response Time and Chemical Addition Test and subsequent Safeguards Actuation Relay Test has recovered lost time as work resequencing is implemented and application of additional overtime is utilized. This work no longer impacts our targets.

The chemical and volume control system preop testing schedule is responding to overtime efforts as indicated by its current impact to the target schedule which is an additional two day improvement from our previous report.

Mr. Darrell G. Eisenhut
Mr. John T. Collins
July 2, 1984
Page 2

Other Issues

1. The following is the status for submitting Comanche Peak deferred preoperational testing items to be conducted after fuel load:

A. Items Submitted

Main Steam Isolation Valves	05/16/84
Safety Injection Check Valve Leakage	05/29/84
Containment Cooling Ssystem	05/29/84
Reactor Coolant Pump/Seal Performance	06/05/84
Turbine Driven Aux. Feed Pump	06/05/84
Thermal Expansion	06/08/84
Control Room Air Balance	06/15/84

B. Schedule for Submitting Remaining Items

<u>Projected Transmittal Date</u>	<u>Quantity</u>
N/A	0

At this time all known deferred preoperational testing items have been submitted.

2. We are continuing to make good progress on our engineering review and analysis of the fire damper issue. This item has the potential for scheduling impact. We should be in a position to advise you of this impact in our Fire Protection meeting tentatively scheduled for the week of August 6.

Mr. Darrell G. Eisenhut
Mr. John T. Collins
June 26, 1984
Page 3

3. Present Craft Work Effort for Unit 1:


	<u>Manpower</u> <u>Unit 1</u>
Building/Labor	178
Rigging	45
Paint	654
Pipe	113
Insulation	50
Millwright	28
Fab/Hgrs	61
Electrical	338
Instrumentation	<u>15</u>
TOTAL	1,482

Attachments

Startup/Testing	Appendix A - D
Master Data Base Status	Appendix E
Paint Manhours - % Complete	Appendix F
Thermolag	Appendix G & H

In conclusion, we continue to make good progress though we are experiencing some slippage (8 to 10 days) in the overall schedule as was noted in the critical path due primarily to the diesel generator. We are committed to work these critical items seven days a week with anticipation we can recover some of the negativity.

Very truly yours,



Joe B. George

JBG/jb

Enclosure(s)

cc: T. Ippolito
N. Reynolds

STARTUP

Status Week Ending: June 23, 1984

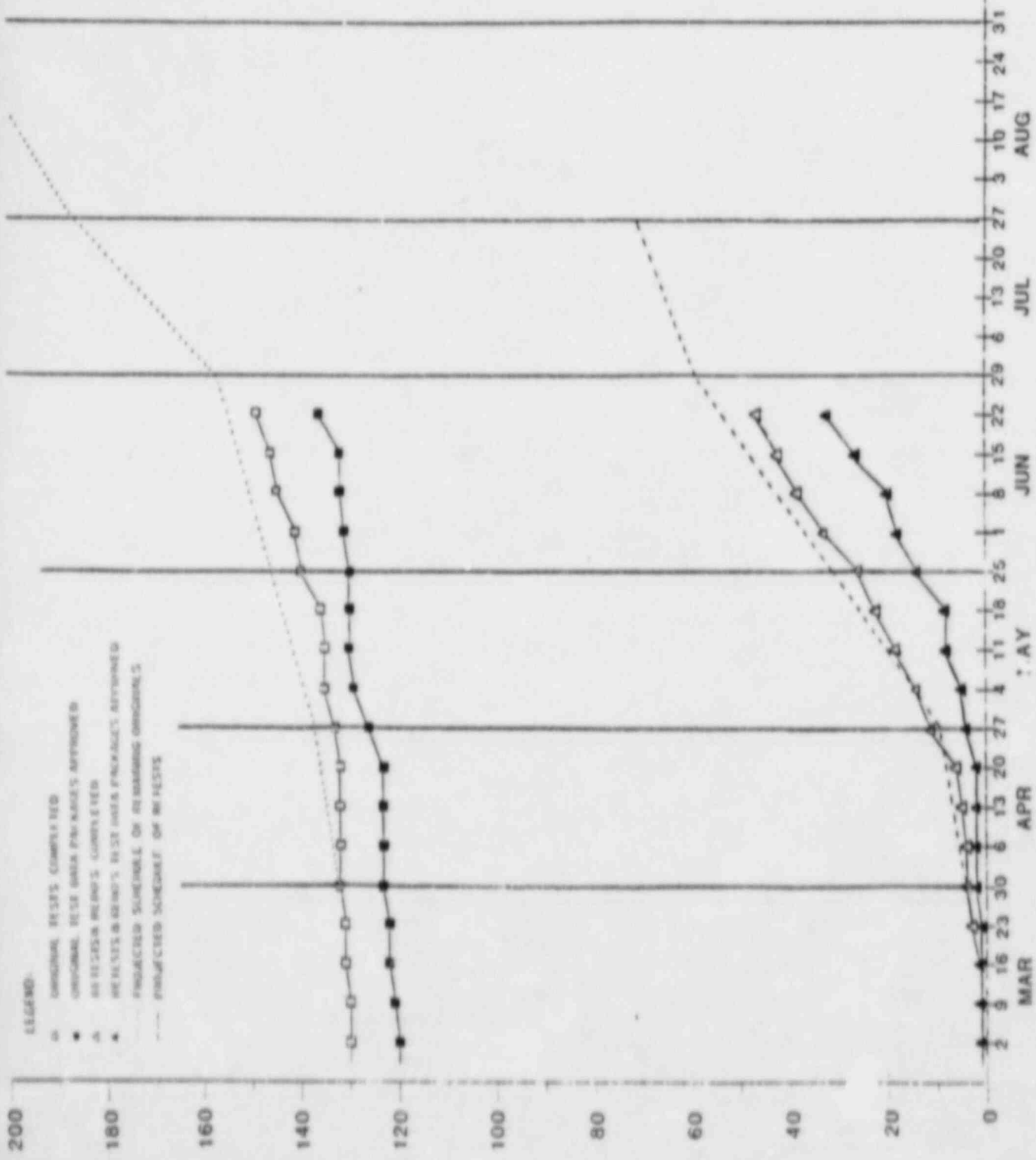
TURNOVERS:

	<u>Last Report</u>		<u>This Report</u>	
	<u>Total</u>	<u>Accepted</u>	<u>Total</u>	<u>Accepted</u>
Subsystems	333	319	333	322

REMAINING TURNOVERS:

Date Accepted

Fire Detection Panel, Detectors and Cables	
Control Building Tornado Dampers and Blowout Panels	
Misc. Signal Control Panel, Telephone Interface, Emergency Tone Gen. and Emergency Alert Circuits	
S.G. Building Tornado Dampers and Blowout Panels	
Turbine Building Elevator	06/15/84
Containment Elevator	
Auxiliary Building Elevator	
N-16 Cables and Detectors	
ERF Computer System	06/11/84
Containment Access Rotating Platform	
Security Fence	06/11/84
Co-Current Waste	
Low Volume Waste	
Solid Waste Disposal Hoist	



- LEGEND:
- ORIGINAL TESTS COMPLETED
 - ORIGINAL TEST AREA PACKAGES APPROVED
 - △ ORIGINAL TEST AREA PACKAGES CURTAILED
 - ▲ ORIGINAL TEST AREA PACKAGES RETURNED
 - PROJECTED SCHEDULE OF RETURNING ORIGINALS
 - PROJECTED SCHEDULE OF REQUESTS

PREOPERATIONAL B
ACCEPTANCE TESTING

Scope:

ORIGINAL	418	50	122
REQUESTS	31	7	36
TOTALS	202	73	275

TESTING SUMMARY

(Last Report: JUNE 09, 1984)

	<u>TOTAL</u>	<u>FIELD TESTING</u>		<u>RESULTS APPROVED</u>
		<u>IN-PROGRESS</u>	<u>COMPLETE</u>	
PREOPERATIONAL:				
ORIGINAL	150	15	101	90
RETEST	31	2	15	6
REPERFORM	22	1	8	3
ACCEPTANCE:				
ORIGINAL	50	1	44	42
RETEST	7	0	6	3
REPERFORM	16	4	9	8
	<hr/>	<hr/>	<hr/>	<hr/>
TOTALS	276	23	183	152

TESTING SUMMARY

(This Report: JUNE 23, 1984)

	<u>TOTAL</u>	<u>FIELD TESTING</u>		<u>RESULTS APPROVED</u>
		<u>IN-PROGRESS</u>	<u>COMPLETE</u>	
PREOPERATIONAL:				
ORIGINAL	150	17	104	93
RETEST	31	4	18	11
REPERFORM	22	1	10	7
ACCEPTANCE:				
ORIGINAL	50	1	45	43
RETEST	7	1	6	5
REPERFORM	16	0	12	10
	<hr/>	<hr/>	<hr/>	<hr/>
TOTALS	276	24	195	169

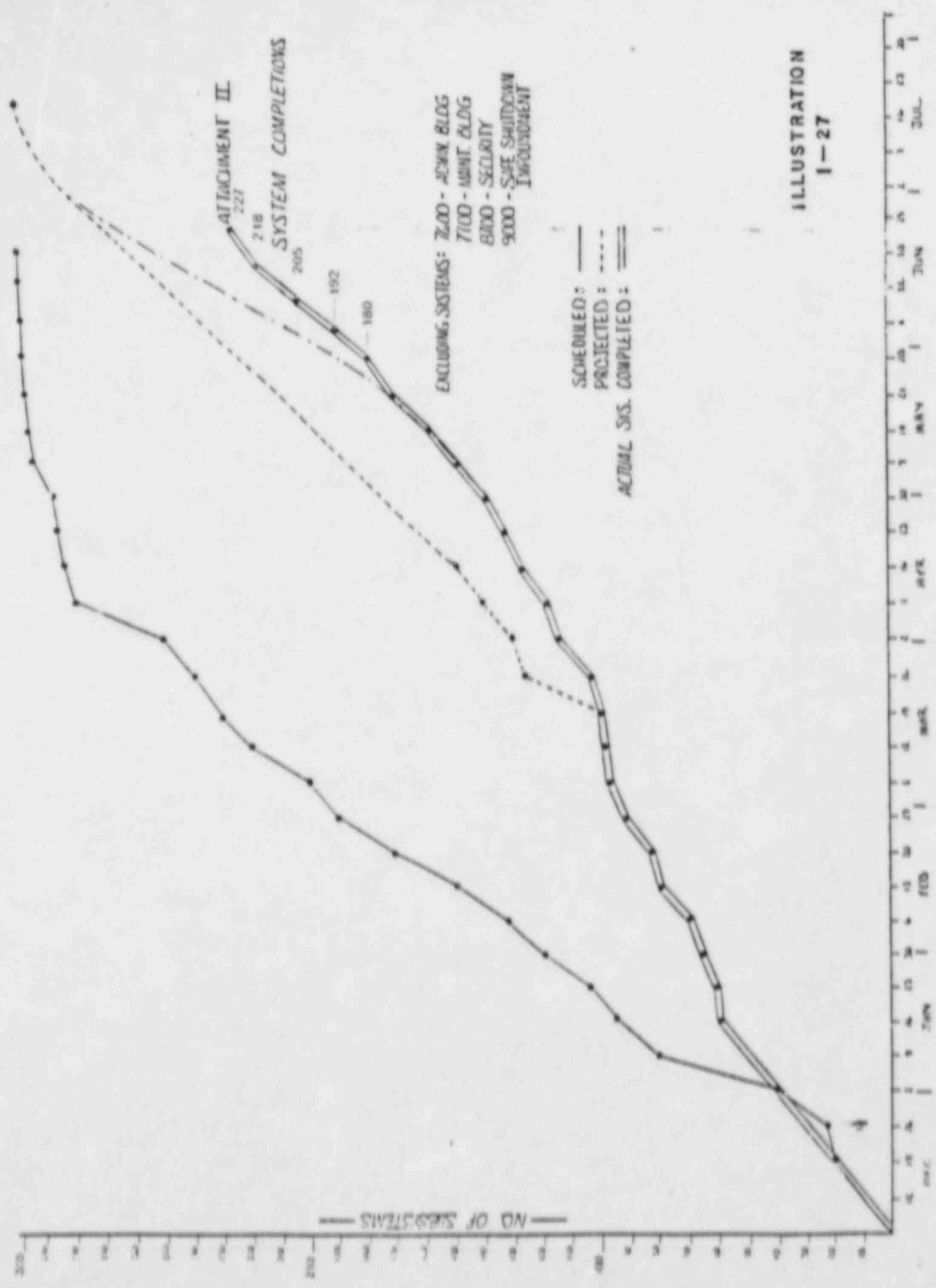


ILLUSTRATION I-27

MASTER DATA BASE STATUS:

	<u>Last Report</u>	<u>This Report</u>
Unit 1 and Common Total	6600 (Reported) 7600 (Actual)	6356

NOTE: The above tabulation includes Unit 1 and Unit 2 work items remaining within the security boundary established for Unit 1 operation.

The number of items reported in our last report (6600 items) was in error. The actual number was 7600 items.

We have completed our initial effort to prioritize all Master Data Base items remaining to be completed within the Unit 1 security boundary. We will continue this evaluation process on an on-going basis as new items are added and decisions are made to defer completion of certain work items until after Unit 1 fuel load. The following tabulation provides an overview of remaining Master Data Base items.

	<u>To Be Completed</u>	<u>No. of Items</u>
A.	Pre-Fuel Load	3593
B.	Under Review	2763
C.	Post-Fuel Load	<u>0</u>
	TOTAL	6356

Item A above, Pre-Fuel Load - the item count 3593 is the summation of the DO IT, SU-REL, OP-NEED and PRE-FL items as identified in Appendix E-1.

Item B above, Under Review - the item count 2763 is the summation of the PRO POST and EXCEPT Items as identified in Appendix E-1.

Since the Master Data Base is important to Unit 1 completion, I have included two additional attachments used by the site which I hope will provide you a better feel for the remaining work and in which area this work is being performed.

- 1) By System, Appendix E-1.
- 2) By Building, Appendix E-2.
- 3) Glossary of Abbreviations, Appendix E-3

(TOTAL OF OPEN ITEMS PER SYSTEM/RFP)

SYSTEM	LINE	TYPE	QTY	CONST	OC	SUB	IF	STF	TUCCO	SP/TP	PMG	MISC	TOTAL
DU IT	50		25	49	11	0	7	202	75	0	21	0	404
SU-RFL	0		4	53	12	0	5	03	11	0	4	1	157
OP-WFLD	1		0	2	0	0	0	5	12	0	2	0	22
PHF-FL	08		05	1228	355	2	26	565	201	13	01	206	2990
PROPOST	5		52	1110	305	0	30	191	150	335	01	9	2371
EXCEPT	7		22	207	76	0	1	60	14	0	2	3	402
GRAND-SPC.	167		198	2693	839	2	69	1074	552	308	111	303	6356
GRAND-WHITE-SPC.													

	DU	RT	OP-RFI	OP-NEFD	OP-FI	PROPOS	FIRST-FL	EXCEPT	TOTAL
REACTOR	36	28	0	022	216	0	02	740	
SAFEGUARD	93	10	2	505	60	0	78	761	
ELECT/CONTROL	174	28	17	1,093	1,276	0	252	2,040	
AUXILIARY	74	50	1	608	605	0	50	1,037	
TUGCO	0	0	0	1	21	0	2	20	
MISC. BLDG	67	3	2	321	130	0	10	550	
TOTAL	494	137	22	2,990	2,321	0	002	6,356	

GRAND-TOTAL-SPC. = 1029

GLOSSARY OF ABBREVIATIONS

DO-IT	Items required to be completed to support completion of Startup Prerequisite and Preoperational testing activities.
SU-REL	Items required to be completed to support Startup release and Operations acceptance of systems per CP-SAP-3.
OP-NEED	Items required to be completed to support Operations fuel load preparation activities.
PRE-FL	Items not assigned to the above categories that are required to be complete prior to fuel load.
PRO POST	Items not assigned to the above categories that <u>may</u> be completed after fuel load.
POST-FL	Items that will be completed after fuel load as agreed by Operations, construction and Startup.
EXCEPT	Items that are under review for identification in the above six (6) categories.
TNE	TUGCO Nuclear Engineering
CPPE	Comanche Peak Project Engineering
CONST	Construction disciplines, including pipe, electrical, millwright and hanger.
QC	Quality Assurance, Quality Control, Quality Engineering ASME, Non-ASME
SUB	Subcontract
TF	Completions Group
STE	System Test Engineer (Startup)
TUGCO	TUGCO Operations
SP/TP	Special Projects (Startup)
PMG	Purchasing/Procurement
MISC	Responsibilities that do not fall in the above categories

PAINT MANHOURS AND MANPOWER: REACTOR CONTAINMENT BUILDING #1

BASELINE MANHOURS (APR 28, 1984) TO COMPLETE

CONCRETE: 60,500 MHS

STEEL: 232,500 MHS

<u>EXPENDED WEEK (MAY 5)</u>	<u>EXP. TO DATE</u>	<u>% TO DATE</u>	<u>MANPOWER</u>
------------------------------	---------------------	------------------	-----------------

CONCRETE: 2363 MHS	2363 MHS	3.9	415
STEEL: 19149 MHS	19149 MHS	8.2	

<u>EXPENDED WEEK (MAY 12)</u>	<u>EXP. TO DATE</u>	<u>% TO DATE</u>	<u>MANPOWER</u>
-------------------------------	---------------------	------------------	-----------------

CONCRETE: 2860 MHS	5223 MHS	8.6	450
STEEL: 18060 MHS	37209 MHS	16.0	

<u>EXPENDED WEEK (MAY 19)</u>	<u>EXP. TO DATE</u>	<u>% TO DATE</u>	<u>MANPOWER</u>
-------------------------------	---------------------	------------------	-----------------

CONCRETE: 2098 MHS	7321 MHS	12.1	450
STEEL: 23289 MHS	60498 MHS	26.0	

<u>EXPENDED WEEK (MAY 26)</u>	<u>EXP. TO DATE</u>	<u>% TO DATE</u>	<u>MANPOWER</u>
-------------------------------	---------------------	------------------	-----------------

CONCRETE: 1869 MHS	9190 MHS	15.2	520
STEEL: 21457 MHS	81955 MHS	35.2	

<u>EXPENDED WEEK (JUNE 2)</u>	<u>EXP. TO DATE</u>	<u>% TO DATE</u>	<u>MANPOWER</u>
-------------------------------	---------------------	------------------	-----------------

CONCRETE: 1709 MHS	10899 MHS	18.0	530
STEEL: 21085 MHS	103040 MHS	44.3	

<u>EXPENDED WEEK (JUNE 9)</u>	<u>EXP. TO DATE</u>	<u>% TO DATE</u>	<u>MANPOWER</u>
-------------------------------	---------------------	------------------	-----------------

CONCRETE: 2620 MHS	13519 MHS	22.3	520
STEEL: 24909 MHS	127949 MHS	55.0	

PAINT MANHOURS AND MANPOWER: REACTOR CONTAINMENT BUILDING #1

<u>EXPENDED WEEK (JUNE 16)</u>	<u>EXP. TO DATE</u>	<u>% TO DATE</u>	<u>MANPOWER</u>
CONCRETE: 1809 MHS	15328 MHS	25.3	495
STEEL: 21531 MHS	149480 MHS	64.3	

<u>EXPENDED WEEK (JUNE 23)</u>	<u>EXP. TO DATE</u>	<u>% TO DATE</u>	<u>MANPOWER</u>
CONCRETE: 3168 MHS	18496 MHS	30.6	500
STEEL: 22557 MHS	172037 MHS	74.0	

THERMOLAG

BASELINE (MAY 26, 1984) TO COMPLETE

REMAINING: 13,285 SQUARE FEET

MANPOWER: 166 PEOPLE

STATUS WEEK ENDING (JUNE 9, 1984

REMAINING: 7,069 SQUARE FEET

MANPOWER: 108 PEOPLE

STATUS WEEK ENDING (JUNE 22, 1984)

REMAINING: 1,800 SQUARE FEET

MANPOWER: 49 PEOPLE

