

ROBERT E. DENTON
Vice President
Nuclear Energy

Baltimore Gas and Electric Company
Calvert Cliffs Nuclear Power Plant
1650 Calvert Cliffs Parkway
Lusby, Maryland 20657
410 586-2200 Ext. 4455 Local
410 260-4455 Baltimore



September 11, 1995

U. S. Nuclear Regulatory Commission
Washington, DC 20555

ATTENTION: Document Control Desk

SUBJECT: Calvert Cliffs Nuclear Power Plant
Unit No. 1; Docket No. 50-317
Supplemental Information; Request for Temporary Relief from ASME Boiler &
Pressure Vessel Code Section XI Requirement IAW-5250

REFERENCES: (a) Letter from Mr. R. E. Denton (BGE) to NRC Document Control Desk,
dated March 23, 1995, Request for Temporary Relief from ASME B&PV
Code Section XI Requirement IAW-5250

(b) Letter from Mr. R. E. Denton (BGE) to NRC Document Control Desk,
dated August 8, 1995, same subject

During the ultrasonic inspection of the leaking half-coupling on the Saltwater System discharge header, we discovered that the flaw on the half-coupling had degraded. Because of the continued degradation of the flaw, we want to have the option to install a temporary non-Code repair on the half-coupling in accordance with Generic Letter 90-05. Therefore, we amend our previous request for Code relief (References a and b) to allow the use of a temporary non-Code repair on the affected component.

DESCRIPTION

A description of the leaking half-coupling was provided in Reference (a). The additional degradation was discovered by the team performing the follow-up ultrasonic examination of the saltwater pipe in the area of the half coupling. The half-coupling now has a visible through-wall hole at the location of the previous flaw. The flow of water from the hole has not changed substantially because as the flaw has continued to degrade, the resultant hole has become clogged with biological growth.

9509150004 950911
PDR ADOCK 05000317
Q PDR

A047
11

In order to prevent leakage into the service water room from the continued degradation of the half-coupling, we plan to install a rubber-lined pipe clamp around the flawed portion of the half-coupling (see Attachment 1) should the leakage significantly increase. The clamp will have no effect on the structural integrity of the 36" saltwater pipe, and is a reversible leakage limiting device.

EVALUATION

We provided the analyses required by Generic Letter 90-05 in Reference (b). The proposed pipe clamp will not affect the results of any of those analyses.

AUGMENTED INSPECTION

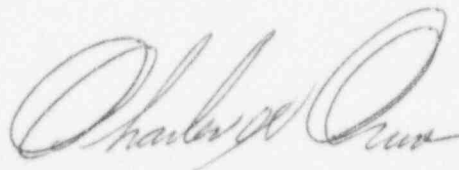
In accordance with the guidance in Generic Letter 90-05, five other half-coupling locations believed to be susceptible to the same degradation mechanism will be selected and will be visually examined at the time we install the pipe clamp. In the meantime, we are performing periodic walkdowns of the system which would identify serious degradation in similar locations.

SCHEDULE

We have not installed the pipe clamp on the half-coupling because there is little leakage from the flaw. However, we plan to install it if the leakage from the flaw significantly increases. Because biological growth at the flaw location is a contributing factor, we are uncertain when the pipe clamp might be needed. Therefore, we request approval of its use as soon as possible.

Should you have questions regarding this matter, we will be pleased to discuss them with you.

Very truly yours,

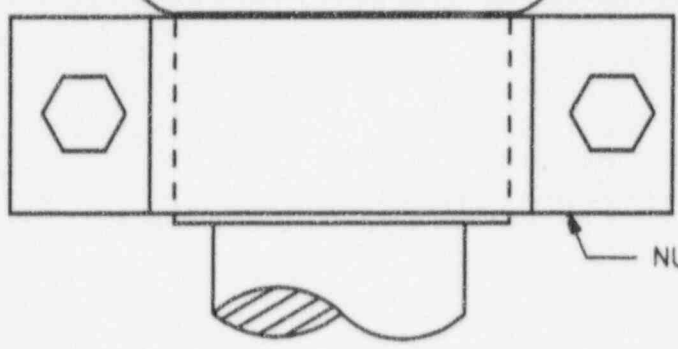


for

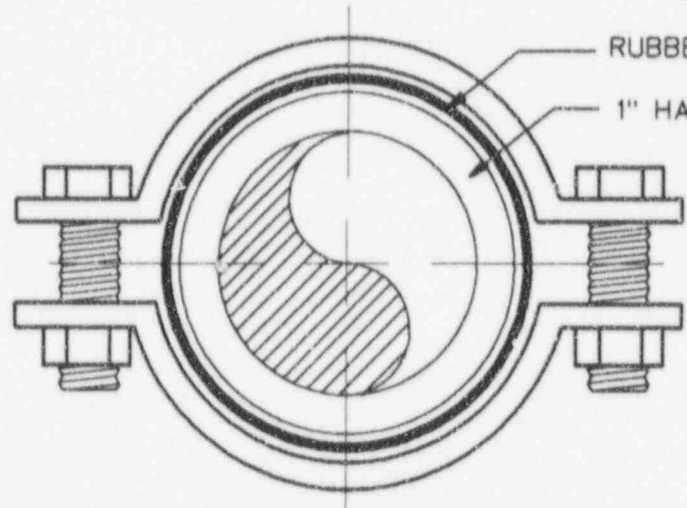
R. E. Denton
Vice President - Nuclear Energy

CHC/PSF/dlm

cc: D. A. Brane, Esquire
J. E. Silberg, Esquire
L. B. Marsh, NRC
D. G. McDonald, Jr., NRC
T. T. Martin, NRC
P. R. Wilson, NRC
R. I. McLean, DNR
J. H. Walter, PSC



GRINNELL CLAMP FIGURE
NUMBER 212 OR EQUIVALENT
FOR 1/2" PIPE



RUBBER SLEEVE
1" HALF COUPLING

SECTION "A-A"

REV	DATE	DESCRIPTION	DWN	DSGN	DE	IR	APPROVED

DRAWN	LOCKHART
DESIGNED	JAK
CIVIL ENGR.	---
ELECT. ENGR.	---
I & C ENGR.	---
MECH. ENGR.	---
DESIGN ENGR.	---
APPROVED	---
DATE	---

BALTIMORE GAS AND ELECTRIC COMPANY		CAT.	NA
NUCLEAR ENGINEERING DEPARTMENT			
CALVERT CLIFFS UNIT			
ELECTRIC PRODUCTION PLANT			
SCALE	NA	VENDOR DWG. NO.	NA
ENTER NO.	30194 .DCN	DWG. NO.	NA
			REV. NA

COUPLING THROUGH
WALL NON CODE REPAIR

BALTIMORE GAS AND ELECTRIC COMPANY
NUCLEAR ENGINEERING DEPARTMENT
CALVERT CLIFFS UNIT
ELECTRIC PRODUCTION PLANT
SCALE NA VENDOR DWG. NO. NA
ENTER NO. 30194 .DCN DWG. NO. NA
REV. NA