

DMB

PRINCIPAL STAFF	
RA	has
D/RA	DE
A/RA	DRMSP
RC	DRMA
PAO	SCS
SGA	PM
ENF	File has

long 3

DOCUMENTATION TRANSMITTAL

To: Stone & Webster - CIO  
 PO Box 1963  
 Midland, MI 48640

Transmittal No: CIO- 0067  
 Date: June 6, 1984

50-329  
 50-330

Attention: Dave Holt

The documentation listed below \_\_\_ is provided herewith, . X was previously provided on 6-6-84 ; as requested by Dave Holt .

Documentation Description: Nonconformance Report - A-00081

CIO \_\_\_ has X has not been placed on routine transmittal for the described documentation.

*Jeanne Kinne*  
 Signature

- CC RJCook, NRC Site (w/a, unless voluminous)
- JJHarrison, NRC Region III (w/a, unless voluminous)
- DDJohnson, SMO (w/o)
- JGKeppler, NRC Region III (w/a, unless voluminous)
- BHPeck, SMO (w/o)
- NIRichel, SMO (w/o)
- RAWells, MPQAD (w/o)
- CMThompson - File 24.2 (w/a, unless voluminous)

JUN 11 1984

1201  
 11

MI0384-0001A-QL06

8406150057 840606  
 PDR ADOCK 05000329  
 S PDR

NONCONFORMANCE REPORT

**HISTORICAL ORIGINAL**

16 NCR NO. A-00081  
 17 DATE ISSUED 10-11-83 18 REV 0  
 19 PAGE 1 OF 5

1 ITEM LOCATION Auxiliary Building, El. 64'-0" Rm. — 614,356 & 359

2 ITEM DRAWING/PART NO. N/A 3 ITEM PART NAME Channel Embeds 4 ITEM SERIAL NO. N/A

5 ITEM DESCRIPTION  
Items in Proximity to Channel Embeds with items attached to Channel Embeds.

6 ITEM STARTUP SYSTEM NO. 2-17-84 7 REFERENCE DOCUMENT C-305 (a) REV 16  
A-140A, A-210A, A-210C N/A C-306 (a) REV 10 8 ASME A.N.I. REQUIRED  YES  NO

9 INSPECTION RECORD NO. N/A LOG NO. N/A REV NO. N/A 10 RESPONSIBLE ORGANIZATION CONSTRUCTION

11 NONCONFORMANCE DISCOVERED DURING:  
 DESIGN  RECEIVING  CONST  RELEASE FOR INSPECT  
 POST INSPECT  TURNOVER  POST TURNOVER  PRE-OP TEST  FINAL TURNOVER  OVERINSPECT

12 REQUIREMENT  
Spec C-305(Q) Appendix C, Table 4.2, Note C, and Spec C-306(Q) Appendix B; Table B-3, Note 3, state in part, "...The full capacity of the anchor in the proximity of the Embedded Channel may be used, provided no other loads are attached to the Embedded Channel or Plate within a radius, R=6" +E (where E= embedment length of anchor in inches...)"

13 NONCONFORMANCE  
Contrary to the above, various items are within the proximity of R=6" +E to Channel Embeds with attached loads. See pages 2 THRU 5

14 NCR ORIGINATED BY (PERSON)  
HARRY BROWN 10-11-83  
 DATE  
 15 NCR ORIGINATED BY (DISCIPLINE)  
CIVIL ENG DRILL TECH.

20 NUMBER OF HOLD TAGS (IF APPLIED) 5 TAGS 21 LOCATION OF HOLD TAGS See pg. 2 thru 5 (pg. 2-1 TAG, PG. 3-1 TAG, PG. 4-1 TAG, PG. 5-2 TAGS)

22 POTENTIAL 50.55(a)  YES  NO 24 ACTION ITEM NO. 504008 26 ITEM PRIORITY CODE NO. 4 28 NCR REVIEWED BY: A.C. Schwartz

23 REPORTED TO MPQA MANAGER DATE NA 25 DISCIPLINE: S 27 TREND CODE A-2 DNT DATE: 2-17-84

150

30 PROCESS CORRECTIVE ACTION

YES  NO QAR NO. \_\_\_\_\_

31 RECOMMENDED DISPOSITION

REWORK  SCRAP/REJECT  REPAIR  USE AS IS

32 CONDITIONAL RELEASE

YES  NO

31A ADDITIONAL INFORMATION

33 DISTRIBUTION FOR ACTION

34 DISPOSITION CONCURRENCE

PROJECT FIELD ENGINEER DATE

MPQAD CONCURRENCE DATE

PFQCE (ASME) DATE

PQAE (ASME) DATE

LEAD DESIGN ORG DATE

CP Co SMO (for turned over systems) DATE

A.N.I. (ASME) DATE

35 DISPOSITION ACTION TAKEN

36 METHOD OF DISPOSITION ACTION VERIFICATION

RESULT OF DISPOSITION ACTION VERIFICATION

ACCEPTABLE  UNACCEPTABLE

IF UNACCEPTABLE, REFERENCE SUPERCEDING NCR NUMBER \_\_\_\_\_

37 NCR CLOSED BY

MPQAD DATE

A.N.I. (ASME) DATE

**ORIGINAL**

NCR NO. A-00081 DD 10/17/83

DATE ISSUED 10-11-83

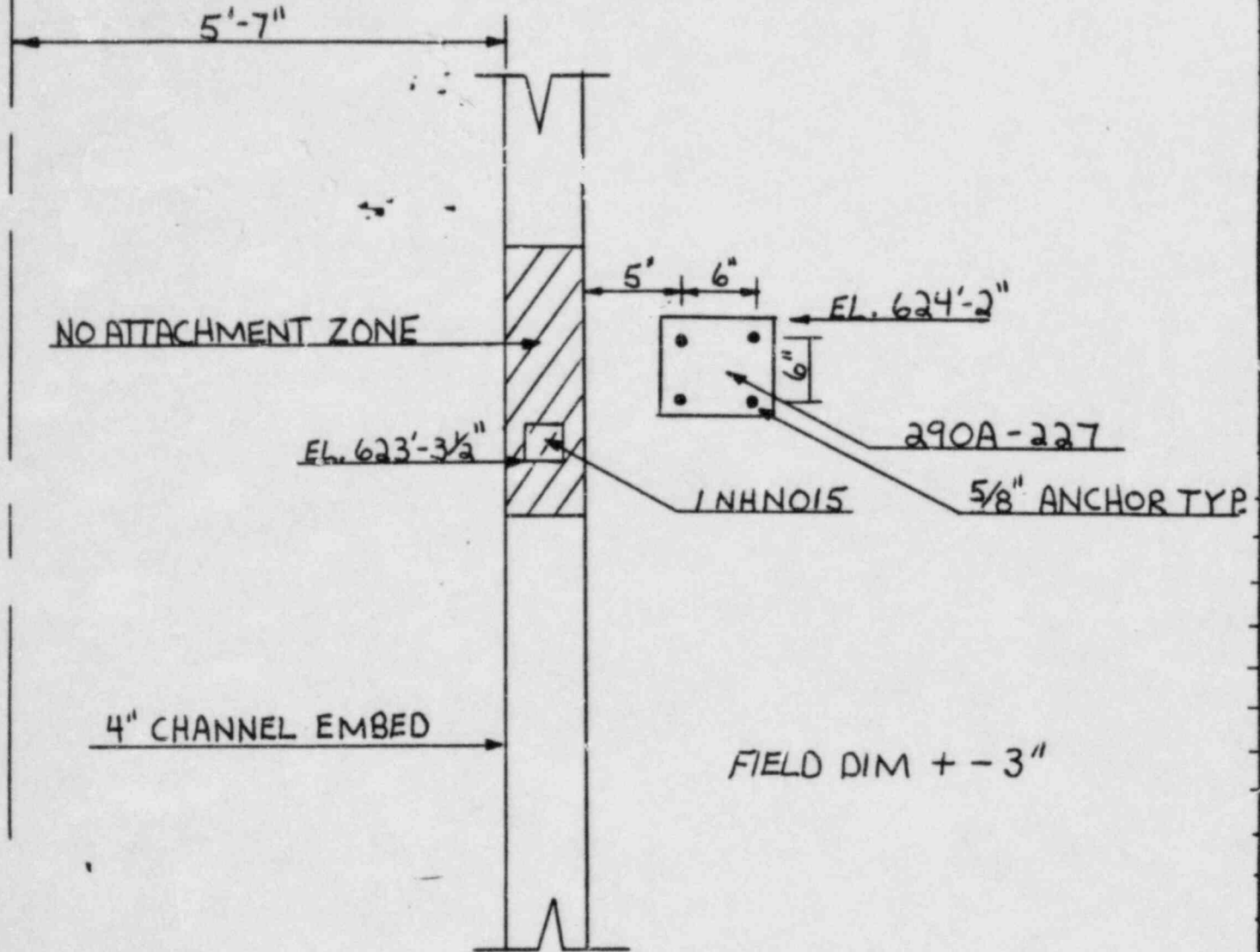
REV 0

NONCONFORMANCE REPORT

CONTINUATION SHEET

PAGE 2 OF 5

(H)



LOOKING EAST @ WEST FACE @ 5.3 LINE WALL

A-140A

**ORIGINAL**

NCR NO. *A-00081* *10/11/83*

DATE ISSUED *10-11-83*

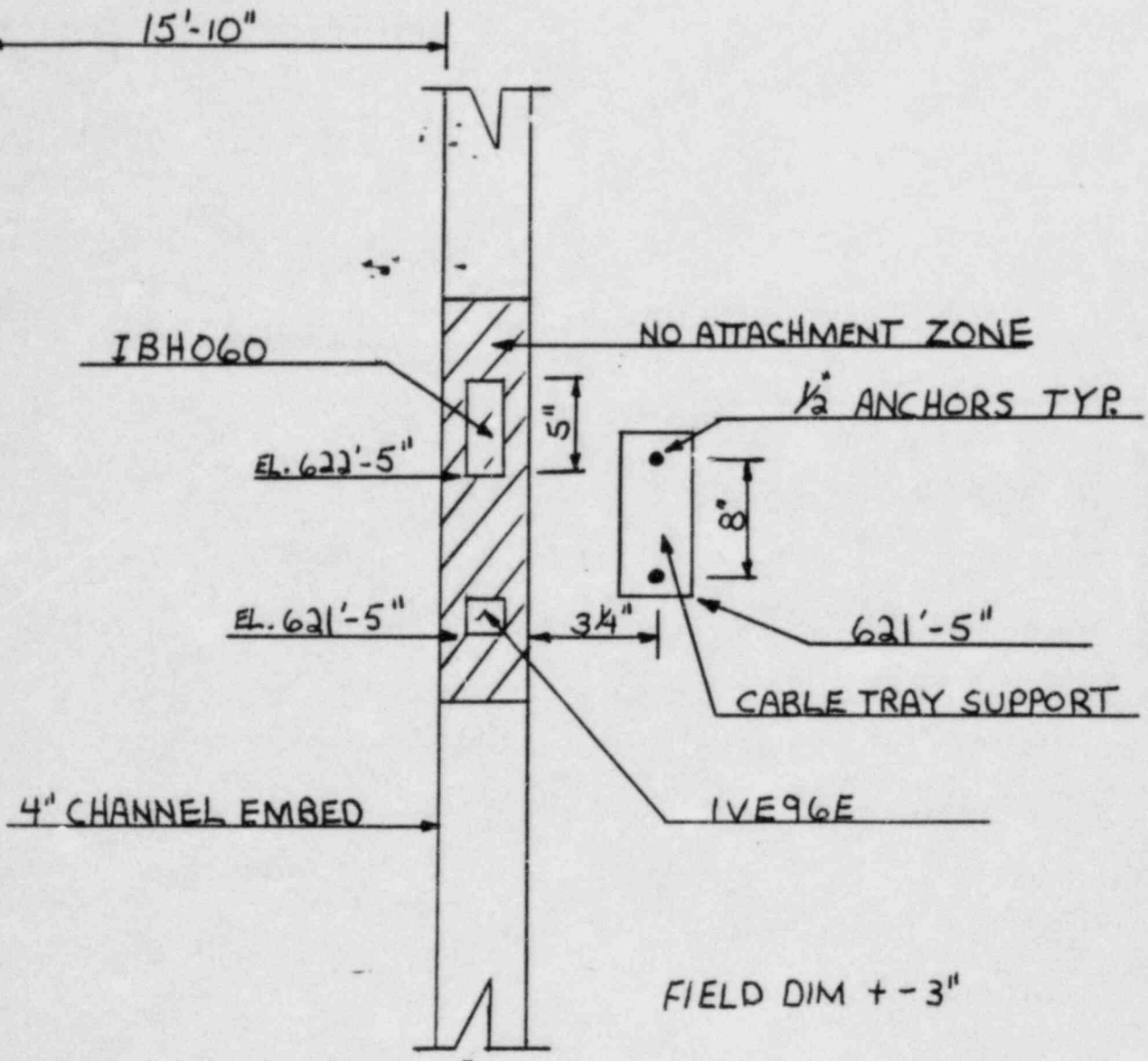
REV *0*

NONCONFORMANCE REPORT

CONTINUATION SHEET

PAGE 3 OF 5

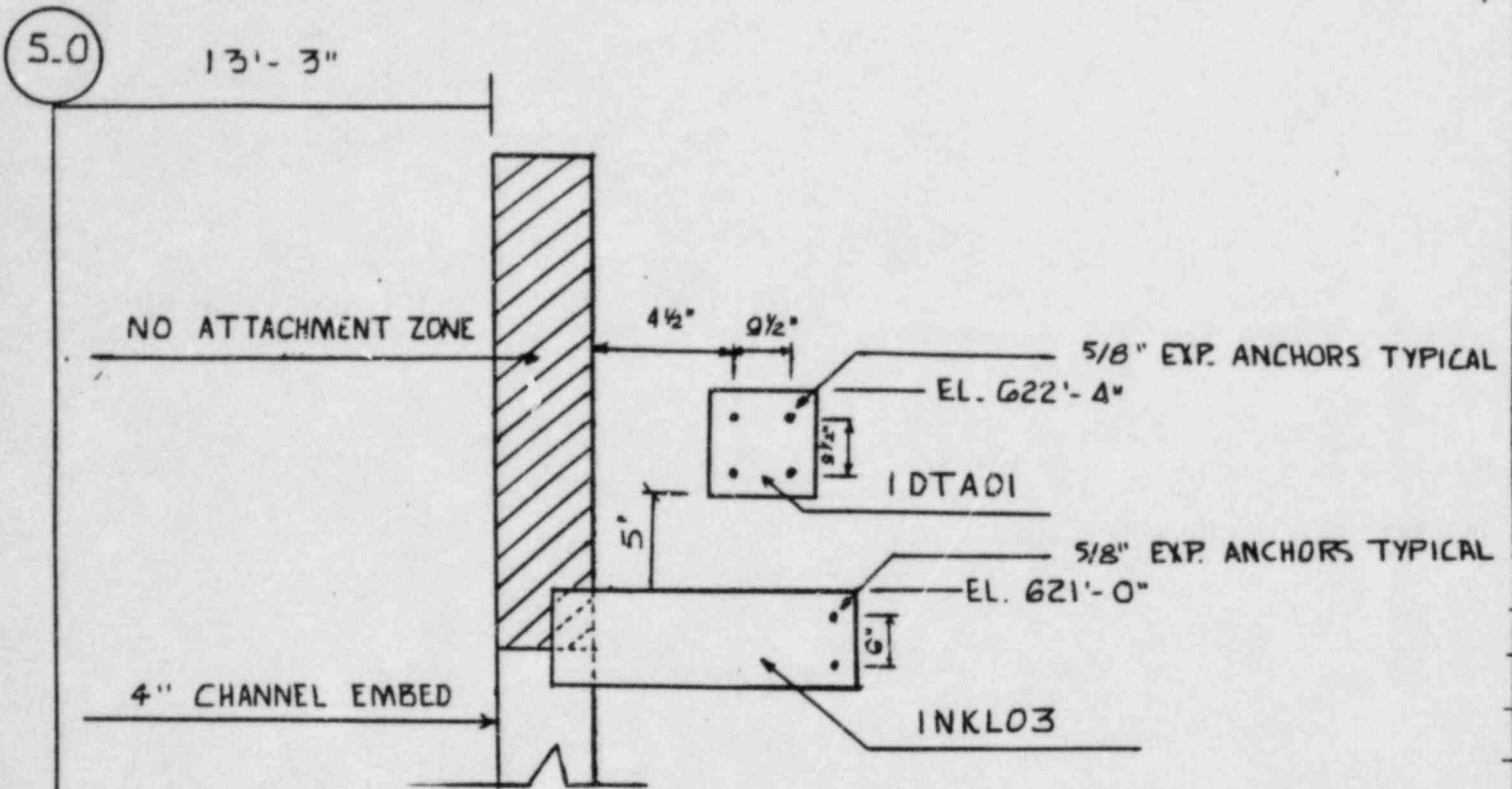
5.3



LOOKING SOUTH @ NORTH FACE APPROX. 4'-8" S/HK

*A-210A*

NONCONFORMANCE REPORT  
CONTINUATION SHEET



5.0

LOOKING SOUTH, ~ 9'-2" SOUTH OF "HK"  
@ NORTH FACE OF WALL  
FIELD DIM. + - 3

A-210A

**ORIGINAL**

NCR NO. A-00081 <sup>DU</sup> 10/17/83

DATE ISSUED 10-11-83

REV 0

NONCONFORMANCE REPORT

CONTINUATION SHEET

PAGE 5 OF 5

ALL FIELD DIMENSIONS ± 5"

HISTORICAL

