

NUREG/CR-6328
ORNL/TM-12970

Adequacy of the 123-Group Cross-Section Library for Criticality Analyses of Water-Moderated Uranium Systems

Prepared by
C. F. Baker, Jr. & R. Wright, W. C. Jordan

Oak Ridge National Laboratory

Prepared for
U.S. Nuclear Regulatory Commission

9508300310 950831
PDR NUREG
CR-6328 R PDR

AVAILABILITY NOTICE

Availability of Records Relating to Cases of NRC Violations

Many documents used in NRC violations are available from one of the following sources:

1. The NRC Public Document Room, 2112 L Street, NW, Lower Level, Washington, DC 20540-0001
2. The Superintendent of Documents, U.S. Government Printing Office, P.O. Box 37250, Washington, DC 20540-0026
3. The National Technical Information Service, Springfield, VA 22161-0002

Although this notice lists several sources, the majority of documents used in NRC violations will not be listed in its entirety.

Reference documents available for inspection and copying for a fee from the NRC Public Document Room include NRC correspondence and items of NRC interest such as NRC orders, orders of enforcement, orders of suspension and/or revocation, orders of license suspension, orders of license revocation, orders of license suspension and/or revocation, Commission orders, and orders of license suspension and/or revocation.

The following documents from the NRC files are available for inspection from the Government Printing Office: NRC staff and contractor reports, NRC-authorized hearing proceedings, Commission enforcement reports, orders of enforcement, and NRC orders and notices. Also available are Commission orders, NRC violations in the Code of Federal Regulations, and Nuclear Regulatory Commission documents.

Documents available from the National Technical Information Service include NRC orders, orders of enforcement, orders of license suspension and/or revocation, orders of license suspension and/or revocation, orders of license suspension and/or revocation, Commission orders, and orders of license suspension and/or revocation.

Documents available from public and media terminals located at both of our offices, as well as other terminals, articles, and transactions. Federal Technical Services, Federal and State Agencies, and Congressional Reports can usually be obtained from these sources.

Documents such as orders, orders of enforcement, orders of license suspension and/or revocation, orders of license suspension and/or revocation, orders of license suspension and/or revocation, Commission orders, and orders of license suspension and/or revocation.

Documents such as orders, orders of enforcement, orders of license suspension and/or revocation, orders of license suspension and/or revocation, orders of license suspension and/or revocation, Commission orders, and orders of license suspension and/or revocation.

Documents such as orders, orders of enforcement, orders of license suspension and/or revocation, orders of license suspension and/or revocation, orders of license suspension and/or revocation, Commission orders, and orders of license suspension and/or revocation.

DISCLAIMER

This report was prepared as an account of work sponsored by an agency of the United States Government. Neither the United States Government nor any agency thereof, nor any of its employees, makes any warranty, expressed or implied, or assumes any legal liability or responsibility for the accuracy or completeness of the results of the work described hereon, or represents that its use would not infringe upon privately owned rights.

NUREG/CR-6328
ORNL/TM-12970

Adequacy of the 123-Group Cross-Section Library for Criticality Analyses of Water-Moderated Uranium Systems

Prepared by
C. V. Parks, R. Q. Wright, W. C. Jordon

Oak Ridge National Laboratory

Prepared for
U.S. Nuclear Regulatory Commission

9508300310 950831
PDR NUREG
CR-6328 R PDR

AVAILABILITY NOTICE

Availability of Reference Materials Cited in NRC Publications

Most documents cited in NRC publications will be available from one of the following sources:

1. The NRC Public Document Room, 2120 L Street, NW., Lower Level, Washington, DC 20555-0001
2. The Superintendent of Documents, U.S. Government Printing Office, P. O. Box 37082, Washington, DC 20402-9328
3. The National Technical Information Service, Springfield, VA 22161-0002

Although the listing that follows represents the majority of documents cited in NRC publications, it is not intended to be exhaustive.

Referenced documents available for inspection and copying for a fee from the NRC Public Document Room include NRC correspondence and internal NRC memoranda; NRC bulletins, circulars, information notices, inspection and investigation notices; licensee event reports; vendor reports and correspondence; Commission papers; and applicant and licensee documents and correspondence.

The following documents in the NUREG series are available for purchase from the Government Printing Office: formal NRC staff and contractor reports, NRC-sponsored conference proceedings, international agreement reports, grantee reports, and NRC booklets and brochures. Also available are regulatory guides, NRC regulations in the *Code of Federal Regulations*, and *Nuclear Regulatory Commission Issuances*.

Documents available from the National Technical Information Service include NUREG-series reports and technical reports prepared by other Federal agencies and reports prepared by the Atomic Energy Commission, forerunner agency to the Nuclear Regulatory Commission.

Documents available from public and special technical libraries include all open literature items, such as books, journal articles, and transactions. *Federal Register* notices, Federal and State legislation, and congressional reports can usually be obtained from these libraries.

Documents such as theses, dissertations, foreign reports and translations, and non-NRC conference proceedings are available for purchase from the organization sponsoring the publication cited.

Single copies of NRC draft reports are available free, to the extent of supply, upon written request to the Office of Administration, Distribution and Mail Services Section, U.S. Nuclear Regulatory Commission, Washington, DC 20555-0001.

Copies of industry codes and standards used in a substantive manner in the NRC regulatory process are maintained at the NRC Library, Two White Flint North, 11545 Rockville Pike, Rockville, MD 20852-2738, for use by the public. Codes and standards are usually copyrighted and may be purchased from the originating organization or, if they are American National Standards, from the American National Standards Institute, 1430 Broadway, New York, NY 10018-3308.

DISCLAIMER NOTICE

This report was prepared as an account of work sponsored by an agency of the United States Government. Neither the United States Government nor any agency thereof, nor any of their employees, makes any warranty, expressed or implied, or assumes any legal liability or responsibility for any third party's use, or the results of such use, of any information, apparatus, product, or process disclosed in this report, or represents that its use by such third party would not infringe privately owned rights.

Adequacy of the 123-Group Cross-Section Library for Criticality Analyses of Water-Moderated Uranium Systems

Manuscript Completed: June 1995
Date Published: August 1995

Prepared by
C. V. Parks, R. Q. Wright, W. C. Jordan

Oak Ridge National Laboratory
Managed by Lockheed Martin Energy Systems
Oak Ridge National Laboratory
Oak Ridge, TN 37831-6370

Prepared for
Spent Fuel Office
Office of Nuclear Material Safety and Safeguards
U.S. Nuclear Regulatory Commission
Washington, DC 20555-0001
NRC Job Code B0009

ABSTRACT

In a recent criticality analysis for an array of water-moderated packages containing highly enriched uranium, the 123-group cross-section library in the SCALE system was observed to have a nonconservative discrepancy of approximately 3 to 3.5% when compared with more recently developed libraries. A simple representative system of $\text{UO}_2\text{F}_2 \cdot \text{H}_2\text{O}$ was used to identify that the problem results from a lack of resonance data for ^{235}U . Only a single set of self-shielded cross sections, most likely corresponding to a water-moderated infinite dilute system, was provided with the original data. The $\text{UO}_2\text{F}_2 \cdot \text{H}_2\text{O}$ study indicates that this limitation may cause nonconservative discrepancies as high as 5.5% for some water-moderated, highly enriched uranium systems. Characteristics of the systems where the discrepancy is evident are identified and discussed.

CONTENTS

	<u>Page</u>
ABSTRACT	iii
LIST OF FIGURES	vi
LIST OF TABLES	vii
ACKNOWLEDGMENTS	ix
1 BACKGROUND	1
2 INITIAL SCOPING EFFORTS	2
3 IDENTIFICATION OF THE PROBLEM	3
4 APPLICATION TO REAL SYSTEMS	12
5 CONCLUSIONS AND RECOMMENDATIONS	14
6 REFERENCES	16

LIST OF FIGURES

<u>Figure</u>	<u>Page</u>
3.1 XSDRNPM k_{∞} calculations for $UO_2F_2 \cdot H_2O$ systems	5
3.2 ^{235}U fission cross section, $UO_2F_2 \cdot H_2O$ at an $H/X = 10$	6
3.3 ^{235}U fission cross section, $UO_2F_2 \cdot H_2O$ at an $H/X = 10$	7
3.4 Flux using group data for highly enriched $UO_2F_2 \cdot H_2O$ systems at an $H/X = 10$	8
3.5 Fission rate using group data for highly enriched $UO_2F_2 \cdot H_2O$ systems at an $H/X = 10$	9
3.6 XSDRNPM k_{∞} calculations for $UO_2F_2 \cdot H_2O$ systems, 100% and 5% enrichment	11
4.1 SCALE 123-group validation results for highly enriched uranium cases	13

LIST OF TABLES

<u>Table</u>		<u>Page</u>
2.1	CSAS25/KENO-V.a results with the 123-group cross-section library for a set of low-enriched lattice criticals of varying separation	2
3.1	k_{∞} values for $UO_2F_2 \cdot H_2O$ system with 99.99 wt % ^{235}U	4
3.2	k_{∞} values for $UO_2F_2 \cdot H_2O$ system with 5.0 wt % ^{235}U	4
3.3	k_{∞} values for $UO_2F_2 \cdot H_2O$ highly enriched uranium system using revised 123-group library	10
4.1	Values of k_{eff} for the NRC model of the highly enriched package array	12
5.1	Correlation of H/X to σ_p $UO_2F_2 \cdot H_2O$ with 99.99 wt % ^{235}U	15

ACKNOWLEDGMENTS

The authors are grateful for the consultation of L. M. Petrie and R. M. Westfall, who assisted in identification of data characteristics that could impact the adequacy of the 123-group library. S. M. Bowman's work to analyze selected critical experiments for trends with separation distance is also appreciated. This work was performed under the direction of M. G. Bailey of the Office of Nuclear Material Safety and Safeguards of the U.S. Nuclear Regulatory Commission.

1 BACKGROUND

The 123-group neutron cross-section library¹ has been included within the SCALE code system² since the initial release of the system in 1980. The library originates from pre-ENDF (Evaluated Nuclear Data Files) data as provided with the GAM-II³ and THERMOS⁴ codes. The group structure is a combination of the 99 groups (93 fast groups) used by GAM and the 30 thermal groups (below 1.86 eV) used by THERMOS. The library was created circa 1970 at the request of the now-defunct Reactor Division at Oak Ridge National Laboratory (ORNL) for use in the analysis of water-moderated reactor lattices. In the early 1970s when ORNL began supporting the cask certification staff at the U.S. Atomic Energy Commission (AEC), the 16-group Hansen-Roach library (originally developed for the analysis of fast systems) and the 123-group library were the only multigroup libraries that were both readily available and accepted for criticality safety analyses. At the request of the certification staff, ORNL processed ENDF/B-IV data to provide a few additional light-element nuclides to the 123-group library (e.g., calcium for use in concrete mixtures) and included the library in the data base for the SCALE code system.

Development of the 27-group library¹ based on ENDF/B-IV data was completed by ORNL in the late 1970s and was also included in the initial release of the SCALE code system. Although seldom used at ORNL after 1980, the 123-group library had become accepted by industry because of its solid performance in the analysis of thermal criticality systems⁵⁻⁷ and the

large number of nuclides available in the library. Reduced use at ORNL was based on the age and pedigree of the cross-section data, not because of any specific indication of poor results against measured data. In the early 1990s ORNL processed a 238-group⁸ library from ENDF/B-V data and used a light-water-reactor (LWR) fuel pin flux to collapse the 238-group data into a 44-group library.⁹

In the fall of 1994, the cask certification staff at the U.S. Nuclear Regulatory Commission (NRC) performed a series of analyses on an array of optimally moderated packages containing highly enriched ²³⁵U. The analyses showed that the 123-group library gave k_{eff} results that were 3 to 3.5% lower than results obtained both with the 27-group library and the recently developed 44-group library. The analyses were all performed with SCALE-4.2 using the CSAS25/ KENO-V a sequence. Independent analyses using the MONK code and data¹⁰ were performed by certification staff in the United Kingdom and indicated similar results to those obtained by the NRC staff with the 27- and 44-group libraries. Because the package safety analysis had been performed with the 123-group data, the NRC staff requested that ORNL investigate this discrepancy (1) to determine the reason for the discrepancy and (2) to provide guidance on the type(s) of systems where the discrepancy could result in a safety concern. The next three sections review the work in chronological order, and the last section provides a summary of the findings and recommendations for consideration by the NRC staff and the user community.

2 INITIAL SCOPING EFFORTS

After being notified of the analytical discrepancies by the NRC staff, the initial assumption by the ORNL staff was that there was a deficiency in the hydrogen-scattering cross section that yielded discrepancies in calculated k_{eff} values for systems with a large number of mean-free paths between fissile units. Thus the staff began a search for measured critical systems that would enable this assumption to be tested. A set of highly enriched criticals that appeared to have the requisite separation between units were located, but calculational models for the systems were not readily available. Therefore a set of readily available, low-enriched critical arrays with varying unit separation distances were analyzed using models developed as part of the validation effort of the 44-group library.⁹ As the results in Table 2.1 demonstrate, these analyses show no consistent trend with separation distance and indicate generally good agreement with the measured condition.

The results obtained by the NRC staff, as well as the validation used by the licensee, were reviewed at ORNL. The criticals used by the licensee appeared sufficient to validate the presence of interstitial moderator between array units, and the validation results had acceptable agreement with measured results. This situation, together with the ORNL results to investigate the effect of unit separation, indicated that the discrepancy resulted more from the particle interaction physics within the fissile material than from the radiation transport between units. It was determined that a simple system should be used to help isolate the cause of the discrepancy and help characterize systems where the discrepancy would appear.

Table 2.1 CSAS25/KENO-V.a results with the 123-group cross-section library for a set of low-enriched lattice criticals of varying separation

Case identifier ^a	k_{eff} value	Unit separation (cm)
baw1484a	0.9986 (0.0010)	1.636
baw1484b	0.9830 (0.0013)	6.544
baw1484c	1.0003 (0.0014)	1.636
baw1484d	0.9815 (0.0014)	1.636
p2438x05	0.9981 (0.0014)	8.39
p2438x17	0.9979 (0.0010)	5.05
p2438x28	0.9996 (0.0014)	6.88
p2615x14	0.9920 (0.0014)	8.58
p2615x31	0.9956 (0.0015)	6.72
p282712a	0.9997 (0.0014)	13.72
p282712b	1.0022 (0.0008)	20.78
p2827non	0.9964 (0.0014)	8.31
p2827u2a	0.9990 (0.0013)	14.11
p2827u2b	0.9956 (0.0014)	15.32
p3314a	0.9997 (0.0016)	2.83/3.60
p3314b	1.0026 (0.0011)	2.83/4.94
p3602b4	0.9968 (0.0015)	8.30
p3602n2	1.0026 (0.0013)	11.20
p3602non	0.9996 (0.0017)	15.84
p3602s4	0.9980 (0.0015)	9.83
p392612a	0.9929 (0.0015)	10.11
p392614a	0.9967 (0.0016)	18.18
p3926n2	0.9930 (0.0015)	6.59
p3926nob	0.9903 (0.0016)	12.91
p3926u2a	0.9974 (0.0013)	9.50
p3926u4a	0.9943 (0.0015)	19.24

^aThe case identifier is the same as used in Ref. 4.

3 IDENTIFICATION OF THE PROBLEM

The NRC model of the packaging system was used to define a simple, yet representative, system. An infinite system of $\text{UO}_2\text{F}_2\text{-H}_2\text{O}$ was selected for study because of its simplicity and the significant amount of knowledge available on its neutronic behavior (a number of $\text{UO}_2\text{F}_2\text{-H}_2\text{O}$ critical systems have been analyzed and used in parameter studies¹⁰). The oxygen and fluorine are scattering materials that provide little thermalization and very small capture cross sections. Thus this system has the essential neutronic elements of a flooded fissile uranium package without the complexity of an actual package. The approach was to analyze the system using both the 123-group library and the new ENDF/B-V libraries for a range of hydrogen-to-fissile material ratios (H/X) and for ^{235}U enrichment values of 99.99 wt % and 5.0 wt %. The variation in H/X values provided a change in the system spectrum from thermal (H/X > 200) to fast (H/X < 10), whereas the enrichment variation was needed to assess whether the discrepancy even occurred for low-enriched systems. The k_{∞} values calculated for the $\text{UO}_2\text{F}_2\text{-H}_2\text{O}$ systems using the CSAS1/XSDRNPM sequence of SCALE are provided in Tables 3.1 and 3.2.

The results for the highly enriched cases in Table 3.1 indicate that for well-thermalized systems (H/X > 200) the SCALE 123-group library yields k_{∞} values that are approximately 0.5% lower than values obtained with both the ENDF/B-V libraries. However, as H/X decreases and the spectrum hardens, the difference in k_{∞} results between the 123-group library and the ENDF/B-V libraries increases. A discrepancy between 5.5 and 6% is observed for H/X values in the range of 5 to 10. The highly enriched uranium package modeled by the NRC had an H/X value of 21. At this H/X value the results of Table 3.1 show a 4% discrepancy, which is of the same magnitude seen by the NRC with the actual package system.

For the low-enriched system, the results of Table 3.2 indicate that the 238- and 123-group results generally agree to within about 0.5% for all but the very lowest H/X values. However, comparison of the 44- and 123-group results seems to indicate a discrepancy similar to that observed for the highly enriched system, but with a maximum difference of only 2%. Since the

238-group library is the parent fine-group library for the 44-group data, any bias in the 123-group library is more accurately defined by comparison with the 238-group results. Thus the ORNL staff concludes that the discrepancy between the 123-group and 44-group results in the low H/X range is due to the fact that the 44-group library was collapsed from the 238-group library using a thermal flux representative of a LWR fuel pin. This collapsing flux is not representative of the $\text{UO}_2\text{F}_2\text{-H}_2\text{O}$ systems with low H/X values and can lead to inaccurate treatment of the ^{238}U resonances. Thus for these hard-spectra, low-enriched systems where the effects of ^{238}U resonances dominate, the 44-group library appears to have a bias that increases with decreasing H/X.

A summary of the 44- and 123-group results provided in Tables 3.1 and 3.2 are shown in Figure 3.1, where the k_{∞} values are plotted as a function of the average energy causing fission (AEF). Figure 3.1 shows that for the highly enriched systems the AEF obtained in the 123-group calculations is slightly higher than that obtained with the 44-group library, whereas for the low-enriched systems, the AEF is the same or slightly lower than that obtained with the 44-group library. The conclusions drawn from Figure 3.1 and the data of Tables 3.1 and 3.2 are that the discrepancy of concern with the 123-group library (1) is significant for highly enriched systems with H/X < 100, and (2) appears to result from a problem with the ^{235}U cross-section data because the discrepancy is only apparent for highly enriched systems.

To help confirm the proposed cause for the discrepancy in k_{∞} , the ^{235}U fission cross sections in each ENDF/B-V library were compared with the 123-group library, as shown in the plots of Figures 3.2 and 3.3. Although the energy group boundaries are not identical, it is obvious that the 123-group cross sections are generally higher in the resonance energy range between 1 and 100 eV. The higher ^{235}U absorption that results from these higher cross sections causes the flux below the resonance range to be too low (see Figure 3.4). The low flux reduces the number of fissions (see Figure 3.5) and provides an underprediction of k_{∞} for the cases with H/X < 100.

Table 3.1 k_{∞} values for $\text{UO}_2\text{F}_2\text{-H}_2\text{O}$ system with 99.99 wt % ^{235}U

H/X	123-group k_{∞}	44-group k_{∞}	$\frac{k_{123} - k_{44}}{k_{44}}$, %	238-group k_{∞}	$\frac{k_{123} - k_{238}}{k_{238}}$, %
0	2.0443	2.0756	-1.51	2.0852	-1.98
5	1.7046	1.8080	-5.72	1.8038	-5.50
10	1.7035	1.8086	-5.81	1.8034	-5.54
20	1.7672	1.8436	-4.14	1.8399	-3.95
50	1.8608	1.8921	-1.81	1.8939	-1.75
100	1.8815	1.8987	-0.91	1.8984	-0.89
200	1.8341	1.8441	-0.54	1.8441	-0.54
300	1.7676	1.7758	-0.46	1.7759	-0.46
500	1.6362	1.6432	-0.43	1.6435	-0.44
700	1.5188	1.5256	-0.45	1.5259	-0.47

Table 3.2 k_{∞} values for $\text{UO}_2\text{F}_2\text{-H}_2\text{O}$ system with 5.0 wt % ^{235}U

H/X	123-group k_{∞}	44-group k_{∞}	$\frac{k_{123} - k_{44}}{k_{44}}$, %	238-group k_{∞}	$\frac{k_{123} - k_{238}}{k_{238}}$, %
5	0.9074	0.9133	-0.65	0.8964	1.22
10	0.9734	0.9916	-1.84	0.9736	-0.02
20	1.0843	1.1070	-2.05	1.0909	-0.61
50	1.2722	1.2885	-1.27	1.2792	-0.55
100	1.3921	1.4026	-0.75	1.3979	-0.41
200	1.4499	1.4575	-0.52	1.4557	-0.40
300	1.4435	1.4504	-0.48	1.4497	-0.43
500	1.3847	1.3913	-0.47	1.3914	-0.48
700	1.3128	1.3192	-0.49	1.3196	-0.52
1000	1.2084	1.2146	-0.51	1.2152	-0.56
1500	1.0600	1.0659	-0.55	1.0666	-0.62
2000	0.9415	0.9471	-0.59	0.9477	-0.59

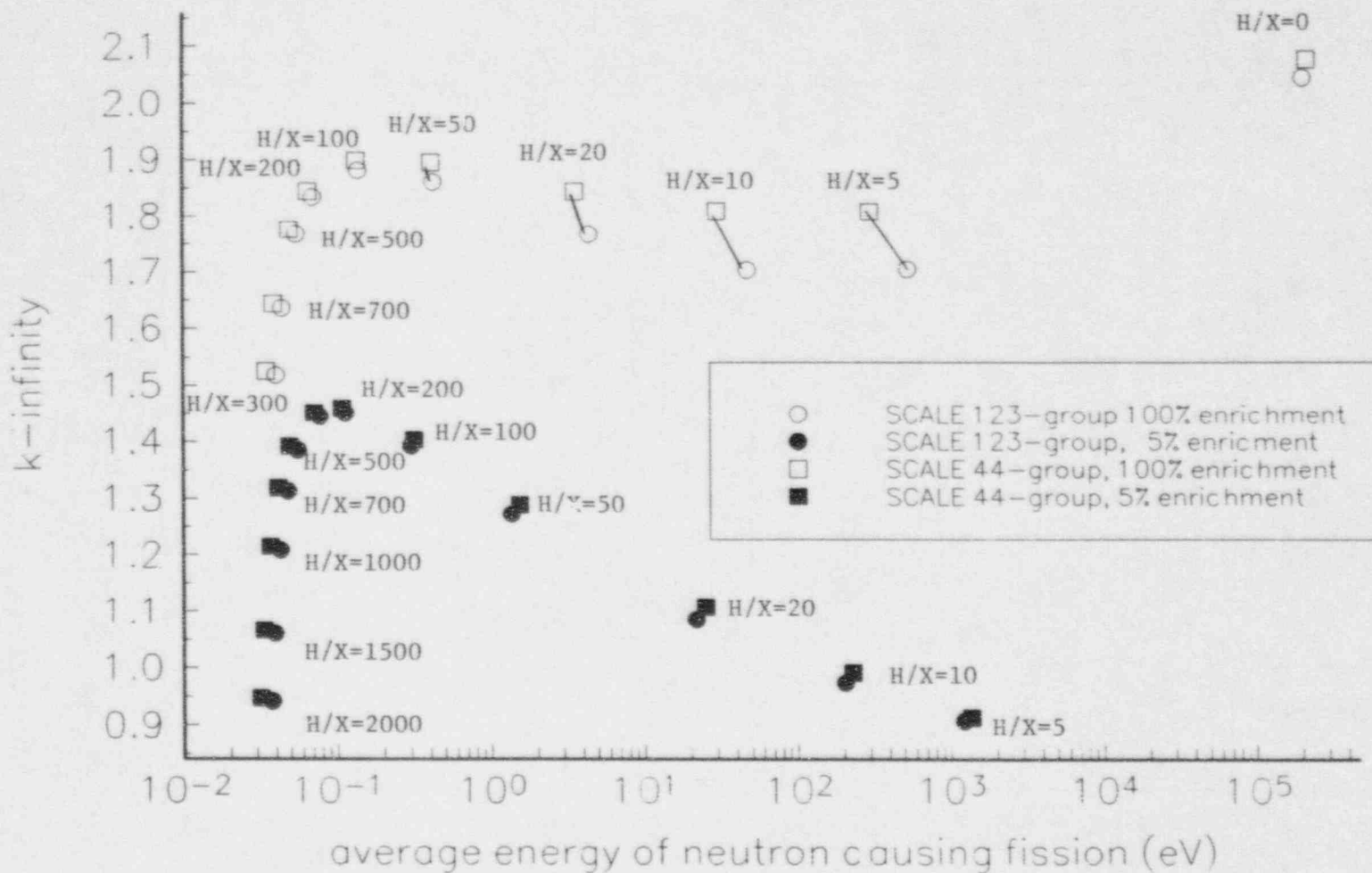


Figure 3.1 XSDRNPM k_{∞} calculations for $\text{UO}_2\text{F}_2\text{-H}_2\text{O}$ systems

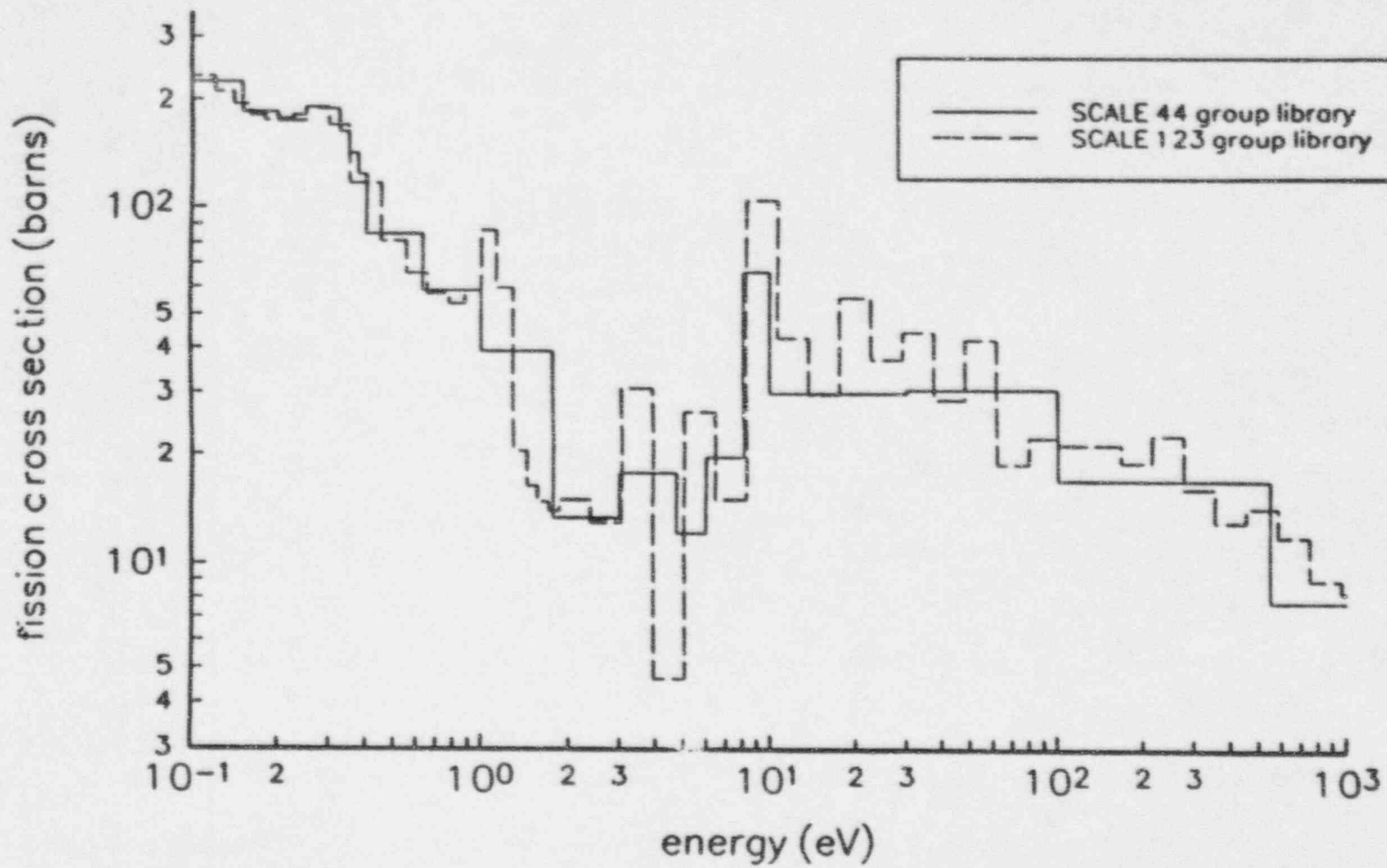


Figure 3.2 ^{235}U fission cross section, $\text{UO}_2\text{F}_2\text{-H}_2\text{O}$ at an $\text{H/X} = 10$

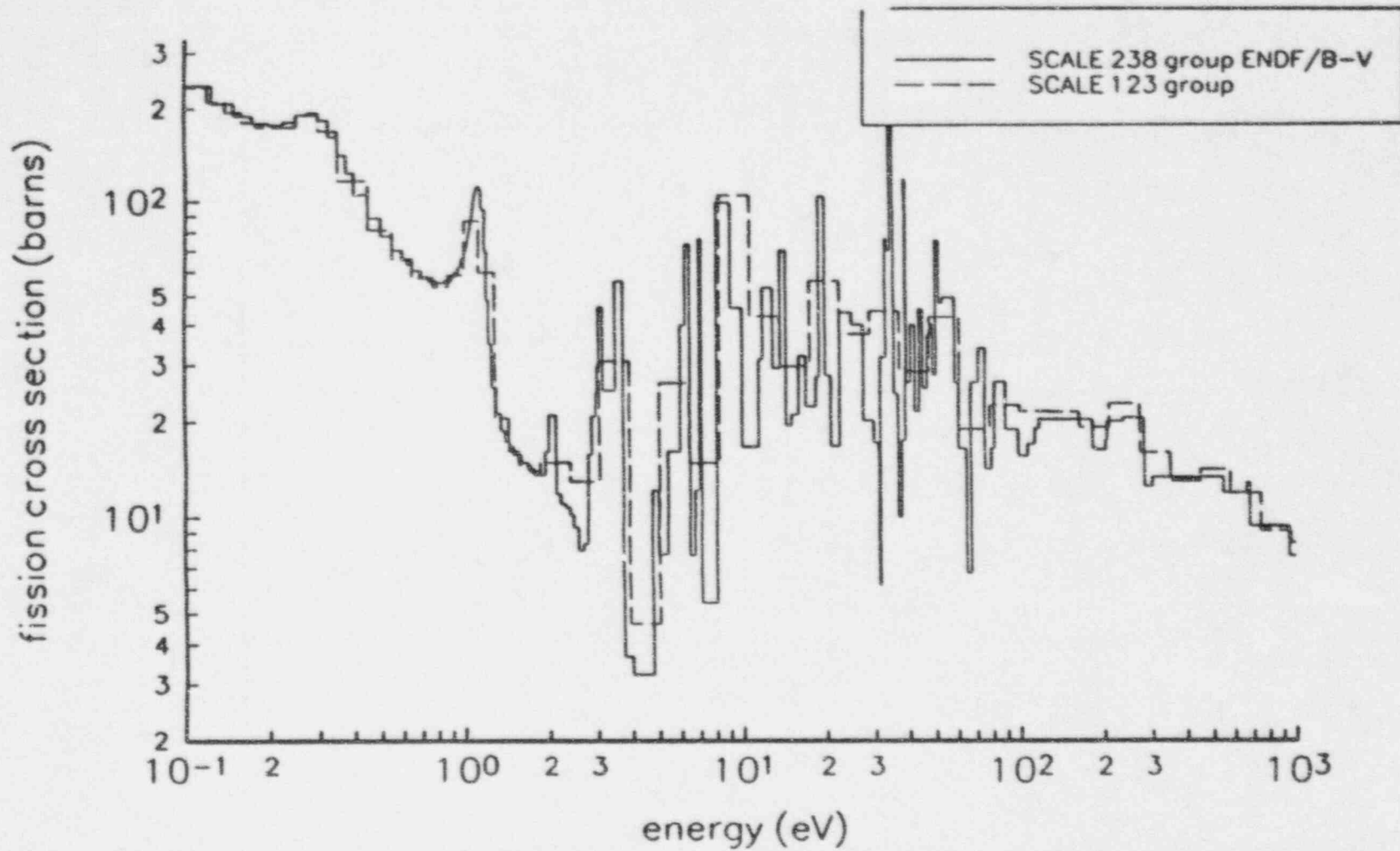


Figure 3.3 ^{235}U fission cross section, $\text{UO}_2\text{F}_2\cdot\text{H}_2\text{O}$ at an $\text{H}/\text{X} = 10$

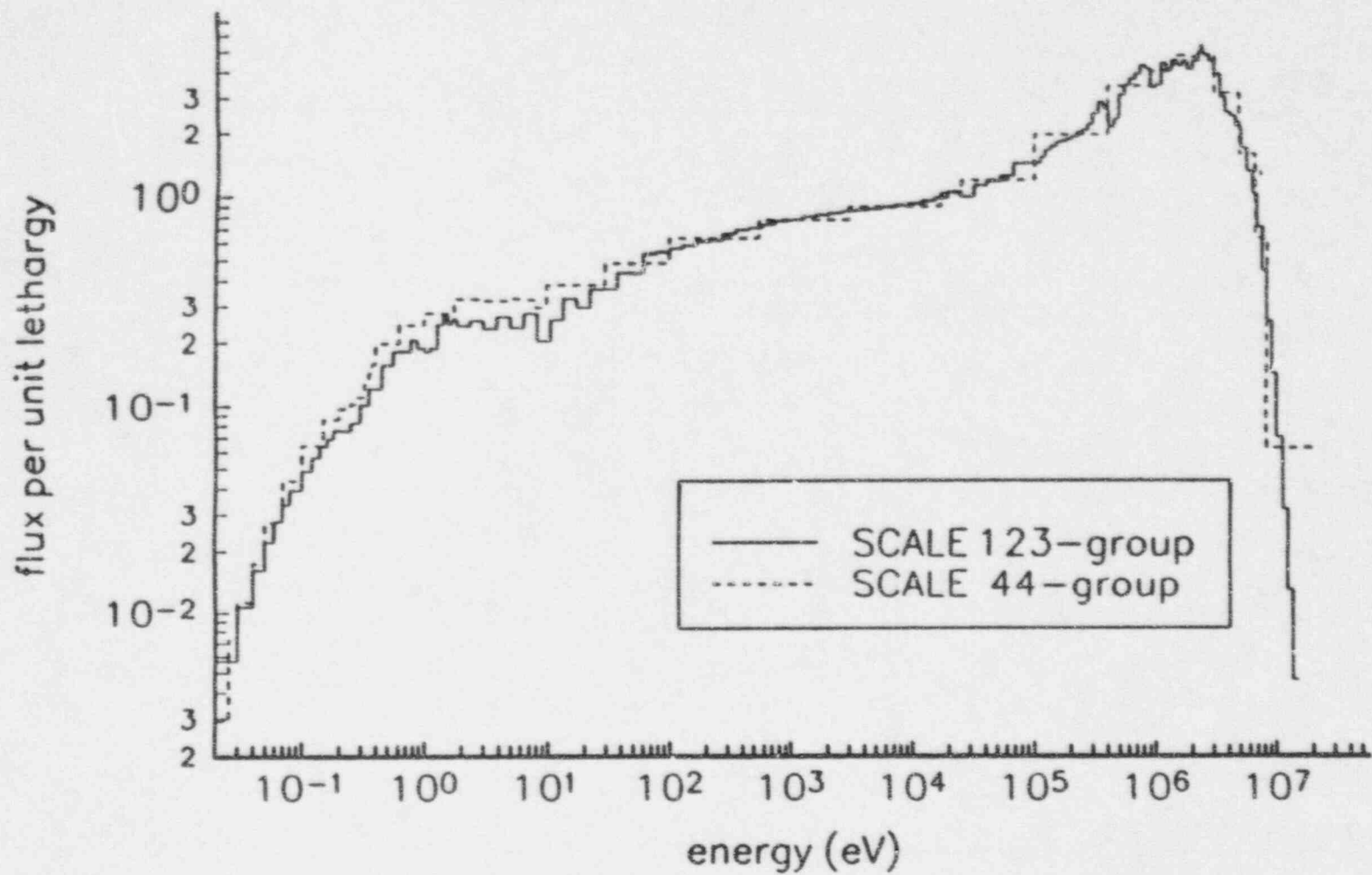


Figure 3.4 Flux using group data for highly enriched $\text{UO}_2\text{F}_2\text{-H}_2\text{O}$ systems at an $\text{H/X} = 10$

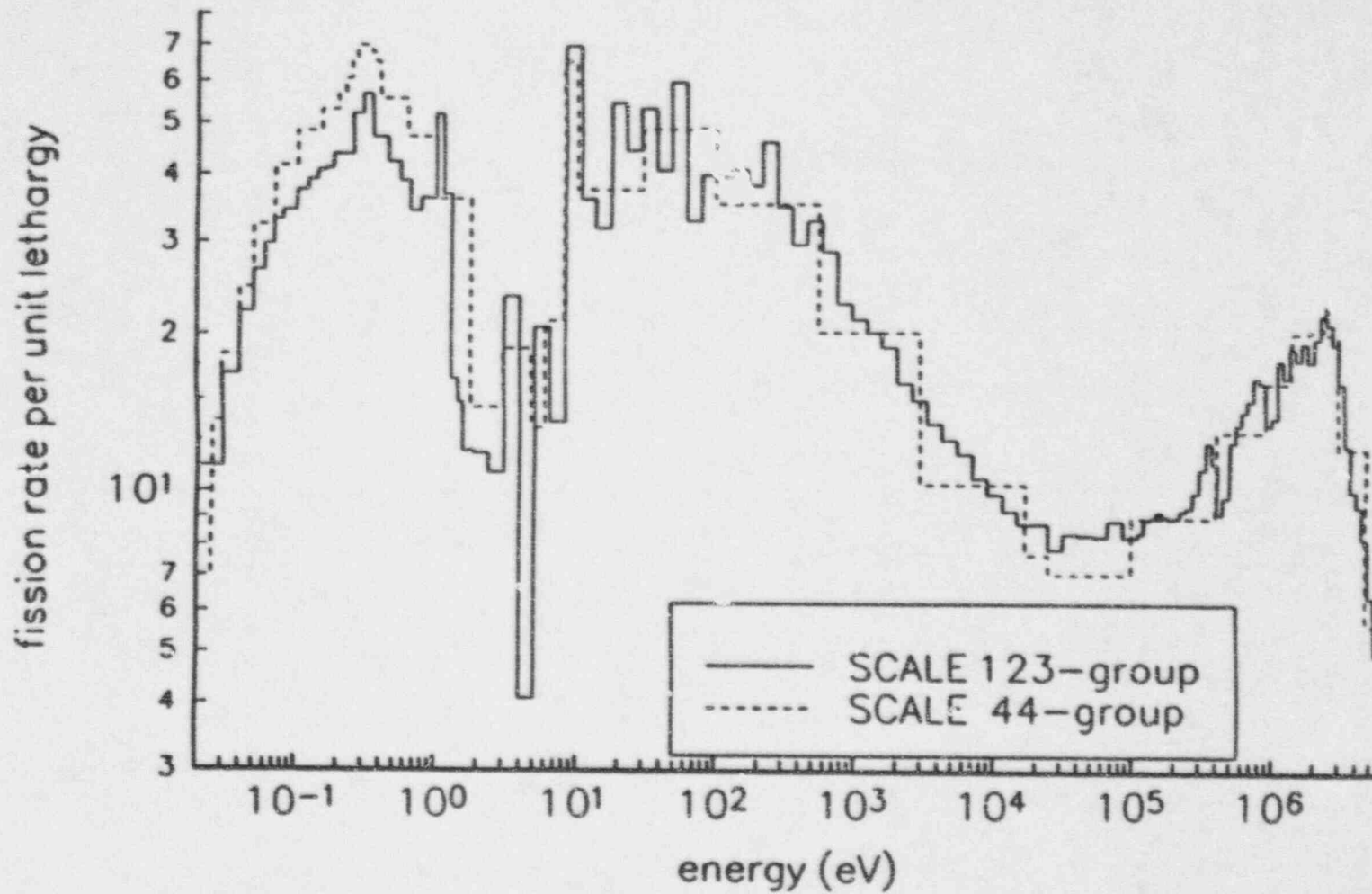


Figure 3.5 Fission rate using group data for highly enriched $\text{UO}_2\text{F}_2\text{-H}_2\text{O}$ systems at an $\text{H/X} = 10$

The reason for the high cross sections in the resonance region can be traced back to a lack of resonance parameters for ^{235}U in the 123-group library. The ^{235}U data were preshielded for LWR applications or correspond to nearly infinite dilution (i.e., $H/X = \infty$). Thus the same ^{235}U cross sections are used for all cases. This methodology is incorrect in general, but is especially bad for the highly enriched cases with low H/X values. Figure 3.6 shows a modification of Figure 3.1 with additional data provided for the highly enriched cases using the 44-group library with ^{235}U processed at $H/X = 0$ and $H/X = \infty$. Note that using a fixed value of $H/X = \infty$ for ^{235}U resonance processing in the 44-group library causes the 44- and 123-group results to be in much better agreement for the low H/X cases.

A final confirmation of the cause of the discrepancy was obtained by generating a new set of ^{235}U cross-section data for the 123-group library. The data were generated from ENDF/B-V data into the 123-group energy structure using the AMPX-77 code system. The k_{∞} values shown in Table 3.3 indicate that the revised 123-group library provides excellent agreement with the 238-group library for all the highly enriched $\text{UO}_2\text{F}_2\text{-H}_2\text{O}$ systems.

The last columns of Tables 3.1 and 3.2 also indicate that results with the 123-group library **increase** relative to results with the 238-group library for systems with **very low** H/X . This trend explains why the 123-group library has performed reasonably well in calculating fast criticals and thermal criticals even though a significant bias appears to exist between these extremes. The cause for this discrepancy at very low H/X values appears to be differences in the ^{235}U cross-section data at high energies. The high energy of these very low H/X systems is far beyond the current area of concern, and a detailed investigation of the differences in data was not performed. However, the excellent agreement shown in Table 3.3 with the modified 123-group ^{235}U data confirms that the cause of the discrepancy in k_{∞} is due to differences in ^{235}U data.

Table 3.3 k_{∞} values for $\text{UO}_2\text{F}_2\text{-H}_2\text{O}$ highly enriched uranium system using revised 123-group library

H/X	Revised 123-group k_{∞}	238-group k_{∞}
0	2.0852	2.0852
5	1.7969	1.8038
10	1.8022	1.8034
20	1.8415	1.8399
50	1.8963	1.8939
100	1.9006	1.8984
200	1.8458	1.8441
300	1.7771	1.7759
500	1.6439	1.6435
700	1.5258	1.5259

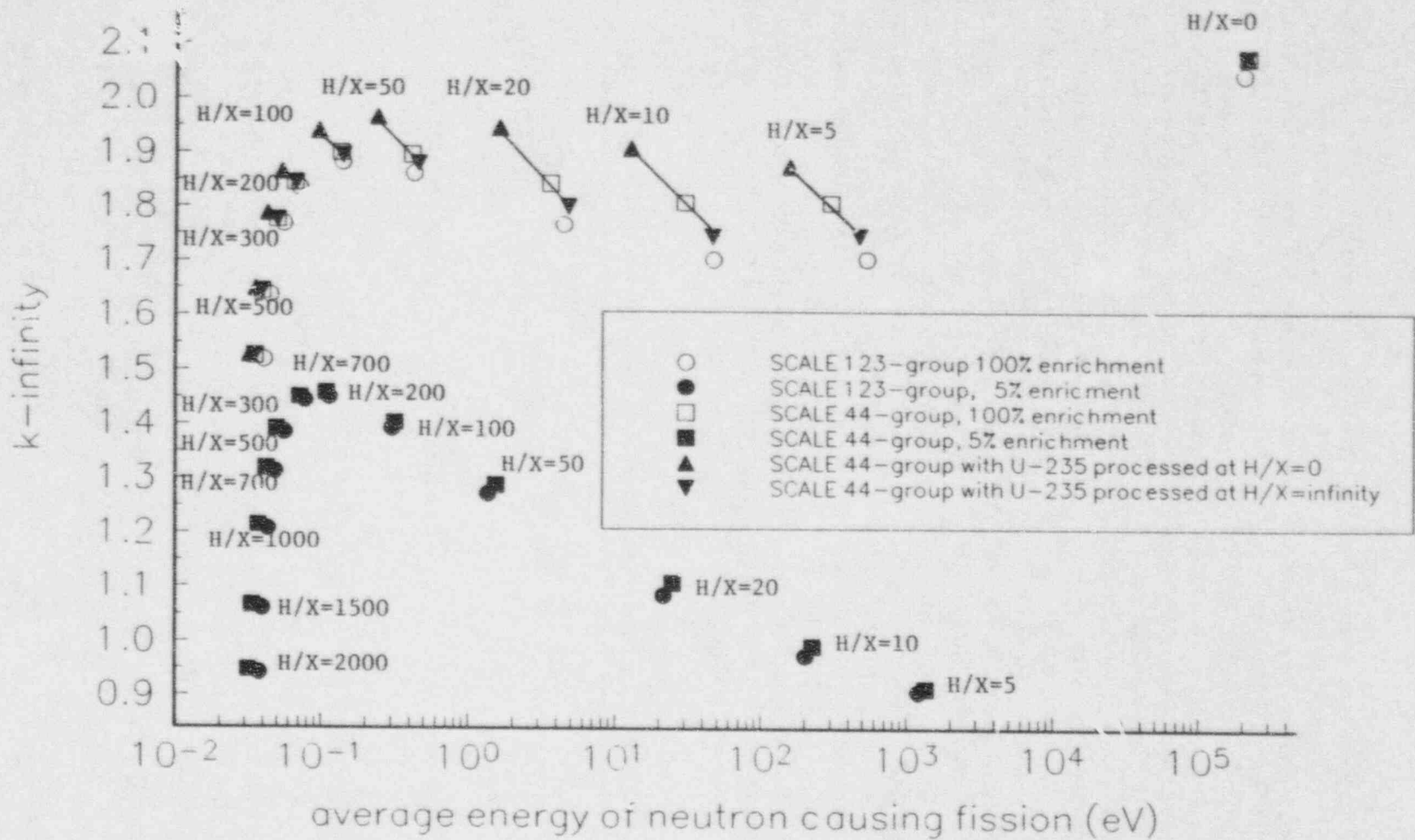


Figure 3.6 XSDRNPM k_{∞} calculations for $\text{UO}_2\text{F}_2\cdot\text{H}_2\text{O}$ systems, 100% and 5% enrichment

4 APPLICATION TO REAL SYSTEMS

The revised 123-group library was used to analyze the NRC model of the packaging system where the discrepancy was originally observed. The k_{eff} results obtained with the revised 123-group library, the standard 123-group library, the 27-group library, and the 238-group library are shown in Table 4.1. All the analyses were performed with the CSAS25/KENO-V sequence of SCALE. Table 4.1 also shows the k_{eff} values obtained using the P_0 scattering approximation. Note that although the calculated k_{eff} values change significantly from P_3 to P_0 , the discrepancy between the libraries does not change which reinforces the conclusion that hydrogen scattering does not play a significant role in the discrepancy under investigation.

As indicated early in this report, ORNL had shown in the late 1970s that the 123-group library agreed well with measured low-enriched uranium criticals. Figure 7 in ref. 12 shows the results of CSAS25/KENO-V calculations performed on a set of highly enriched criticals. Four of the criticals used by the licensee for analysis validation of the packaging system under

study are included in Figure 7 and are designated as "J. T. Thomas metal cylinder arrays." Note that these criticals have an AEF that is several orders of magnitude higher than that obtained with the NRC model of the packaging system under study. Also, one can observe that there is a broad range of AEF not covered by these criticals or any other criticals that are readily known to the ORNL staff. Adding to this lack of data is the apparent trend for k_{eff} (1) to decrease with increasing AEF based on the thermal system data and (2) to decrease with decreasing AEF based on the fast system data. This bias trend is also seen in the plot of the bias between the 123-group and 44-group libraries for the $UO_2F_2 \cdot H_2O$ system discussed above. This anomalous trend is caused by the fact that the ^{235}U data for the standard 123-group library is preshielded to a fixed value. This fixed resonance self-shielded value is adequate for thermal systems and has little or no consequence for fast systems; however, in the intermediate range an accurate self-shielded value is important, and the preshielded value is inadequate.

Table 4.1 Values of k_{eff} for the NRC model of the highly enriched package array

<u>Library</u>	<u>Model identifier</u>	
	<u>ann 6ao</u>	<u>ann 7ao</u>
<u>27-group</u>		
P_0 scatter	1.1303 (0.0036)	1.1291 (0.0038)
P_3 scatter	0.9628 (0.0036)	0.9550 (0.0039)
<u>123-group</u>		
P_0 scatter	1.0878 (0.0036)	1.0817 (0.0036)
P_3 scatter	0.9316 (0.0039)	0.9194 (0.0035)
<u>Revised 123-group</u>		
P_0 scatter	1.1180 (0.0041)	1.1245 (0.0040)
P_3 scatter	0.9558 (0.0037)	0.9485 (0.0035)
<u>238-group</u>		
P_3 scatter	0.9631 (0.0035)	0.9539 (0.0036)

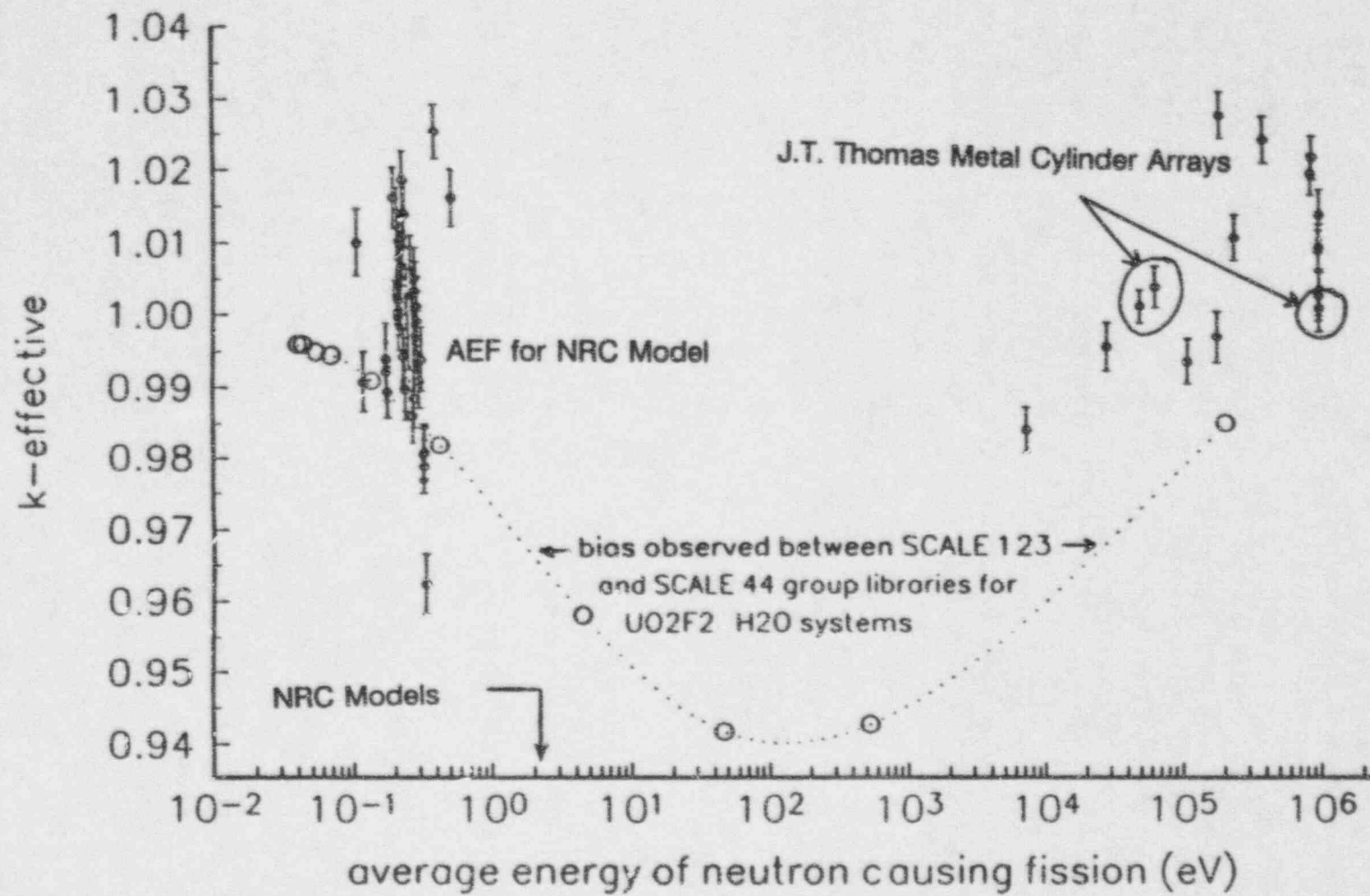


Figure 4.1 SCALE 123-group validation results for highly enriched uranium cases

5 CONCLUSIONS AND RECOMMENDATIONS

The SCALE 123-group library does not contain resonance data for ^{235}U . A fixed resonance self-shielding value, corresponding apparently to an infinite dilute system, is provided by the original GAM-THERMOS data. This situation can cause unacceptable, nonconservative discrepancies between k_{eff} values calculated with the 123-group library and libraries that provide for a more rigorous treatment of the resonance region. Based on this study, the nonconservative bias is insignificant in low-enriched systems but can be as large as 5.5% for highly enriched systems with intermediate AEF values between thermal and fast.

In general situations where the AEF has not been calculated, it is recommended that the σ_p value for ^{235}U be examined to determine if the calculation might have been influenced by the ^{235}U cross-section deficiency in the 123-group library. The σ_p value for nuclide j may be estimated by

$$\sigma_{pj} = \left[\sum_{i \neq j} N_i \sigma_{si} + \frac{1.0 - C}{\bar{l}} \right] / N_j$$

where

σ_{si} = effective scatter cross section of admixed nuclide i

N_i = number density of admixed nuclide i

$\frac{1.0 - C}{\bar{l}}$ = represents the effects of external moderators

where

C = Dancoff factor and

\bar{l} = mean chord length for the fuel lump
 $[= (4 \cdot \text{volume of lump}) / (\text{surface area of lump})]$

Although the H/X value is a good initial indicator of the thermalization of a system, the σ_p value is better for general characterization purposes because it allows consideration of the effects of nonhydrogen moderators and/or external moderators. Table 5.1 gives the correlation of H/X to σ_p for the high

enrichment $\text{UO}_2\text{F}_2\text{-H}_2\text{O}$ cases of Table 3.2. Any 123-group calculation of a highly enriched uranium system could have a significant nonconservative bias if the ^{235}U σ_p value is in the range of approximately 15 to 2000.

Unfortunately, there is no means to validate any library for systems where the intermediate-energy range is significant because there is an almost nonexistent data base of pertinent measured criticals. For real systems in this region the practitioner is left with little choice but to rely on corroborative agreement between independent analyses with various cross-section libraries and data processing schemes, together with development of trends with AEF indicated by available criticals in order to develop an appropriate calculational bias. Work to develop guidelines for defining the range beyond which validation trends should not be extended has been proposed. The DOE also has intermediate-energy criticals listed as a high priority for future experimental programs. Acquisition of intermediate-energy critical data from the countries of the former Soviet Union is also a possibility.

In summary, the ORNL staff recommends that the 123-group library not be used for analysis of highly enriched systems because of the deficiency of the ^{235}U data. In fact, any calculations performed with the 123-group library should be considered biased until demonstrated otherwise. Careful consideration should be given to the range of validation and applicability of the validation to the systems at hand. Libraries such as the recently developed 44-group and 238-group libraries enable rigorous treatment of the well-tested ENDF/B-V data and should be better libraries (validation by the user is still required) for use with highly enriched systems. Similarly, the SCALE 27-group library has been demonstrated to perform well for highly enriched systems. For systems with an AEF outside the range of available critical data, independent analyses with other codes and data should be investigated and trends in k_{eff} as a function of AEF should be carefully studied.

Table 5.1 Correlation of H/X to σ_p $\text{UO}_2\text{F}_2 \cdot \text{H}_2\text{O}$ with 99.99 wt % ^{235}U

H/X	σ_p^a	Bias, ^b %
0	15	-1.98
5	124	-5.50
10	233	-5.54
20	452	-3.95
50	1,107	-1.75
100	2,200	-0.89
200	4,385	-0.54
300	6,570	-0.46
500	10,940	-0.44
700	15,310	-0.46

^a $\sigma_p = 4 * (3.7) + \text{H/X} * (20 + 3.7/2)$, assuming $\sigma_T(\text{H}) = 20.0$,
 $\sigma_T(\text{O}) = 3.70$, $\sigma_T(\text{F}) = 3.70$

^b Bias = $(k_{123} - k_{239}) / k_{238}$

6 REFERENCES

1. W. C. Jordan, "SCALE Cross-Section Libraries," Sect. M4 of *SCALE: A Modular Code System for Performing Standardized Computer Analyses for Licensing Evaluation*, NUREG/CR-0200, Rev. 4 (ORNL/NUREG/CSD-2/R4), Vols. I, II, and III (February 1995). Available from Radiation Shielding Information Center as CCC-545.
2. *SCALE: A Modular Code System for Performing Standardized Computer Analyses for Licensing Evaluation*, NUREG/CR-0200, Rev. 4 (ORNL/NUREG/CSD-2/R4), Vols. I, II, and III (February 1995). Available from Radiation Shielding Information Center as CCC-545.
3. G. D. Joanou and J. S. Dudek, *GAM-II: A B₃ Code for the Calculation of Fast Neutron Spectra and Associated Multigroup Constants*, GA-4265, General Atomic, La Jolla, Calif., September 1963.
4. H. C. Honeck, *THERMOS: A Thermalization Transport Theory Code for Reactor Lattice Calculations*, BNL-5826, Brookhaven National Laboratory, Upton, New York, September 1961.
5. A. M. Hathout, R. M. Westfall, H. L. Dodds, *Validation of Three Cross-Section Libraries Used with the SCALE System for Criticality Safety Analysis*, NUREG/CR-1917 (ORNL/NUREG/CSD/TM-19), U.S. Nuclear Regulatory Commission, 1981.
6. R. M. Westfall and J. R. Knight, "SCALF System Cross-Section Validation with Shipping Cask Critical Experiments," *Trans. Am. Nucl. Soc.* **33**, 368 (1979).
7. H. R. Dyer and R. M. Westfall, "KENO V.a Validation of Fuel Pin Experiments," *Trans. Am. Nucl. Soc.* **55**, 382-385 (1987).
8. N. M. Greene, J. W. Arwood, R. Q. Wright, and C. V. Parks, *The LAW Library - A Multigroup Cross-Section Library for Use in Radioactive Waste Analysis Calculations*, ORNL/TM-12370, Martin Marietta Energy Systems, Inc., Oak Ridge Natl. Lab., Oak Ridge, Tenn., August 1994.
9. M. D. DeHart and S. M. Bowman, *Validation of the SCALE Broad Structure 44-Group ENDF/B-V Cross-Section Library for Use in Criticality Safety Analysis*, NUREG/CR-6102 (ORNL/TM-12460), U.S. Nuclear Regulatory Commission, September 1994.
10. AEA Technology UK-ANSWERS Service, "MONK6: A Monte Carlo Code for Criticality Calculations," *ANSWERS/MONK6*.
11. W. C. Jordan and J. C. Turner, *Estimated Critical Conditions for UO₂F₂-H₂O Systems in Fully Water-Reflected Spherical Geometry*, ORNL/TM-12292, Martin Marietta Energy Systems, Inc., Oak Ridge Natl. Lab., Oak Ridge, Tenn., December 1992.
12. W. C. Jordan, N. F. Landers, and L. M. Petrie, *Validation of KENO V.a Comparison with Critical Experiments*, ORNL/CSD/TM-238, Martin Marietta Energy Systems, Inc., Oak Ridge Natl. Lab., December 1986.

INTERNAL DISTRIBUTION


- | | | | |
|--------|---------------------|--------|--|
| 1. | C. W. Alexander | 25. | L. F. Norris |
| 2. | W. D. Baltimore | 26-29. | C. V. Parks |
| 3. | S. M. Bowman | 30. | L. M. Petrie |
| 4. | B. L. Broadhead | 31. | R. T. Primm |
| 5. | J. A. Bucholz | 32. | D. A. Reed |
| 6. | R. D. Dabbs | 33. | V. Risner |
| 7. | J. C. Dean | 34. | R. C. Robinson |
| 8. | H. L. Dodds | 35. | R. W. Roussin |
| 9. | H. R. Dyer | 36. | C. H. Shappert |
| 10. | M. B. Emmett | 37. | J. S. Tang |
| 11. | N. M. Greene | 38. | R. G. Taylor |
| 12. | T. Henson | 39. | D. A. Tollefson |
| 13. | O. W. Hermann | 40. | R. M. Westfall |
| 14. | D. F. Hollenbach | 41-44. | R. Q. Wright |
| 15. | C. M. Hopper | 45. | Central Research Library |
| 16. | J. C. Ingram | 46-47. | ORNL Y-12 Research Library
Document Reference Section |
| 17-20. | W. C. Jordan | 48. | Laboratory Records Department |
| 21. | M. Kuliasha | 49. | Laboratory Records, ORNL (RC) |
| 22. | J. J. Lichtenwalter | 50. | ORNL Patent Office |
| 23. | R. Maue | | |
| 24. | J. Mincey | | |

EXTERNAL DISTRIBUTION

51. F. M. Alcorn, Manager, Nuclear Criticality Safety, Babcock & Wilcox Co., Naval Nuclear Fuel Division, P.O. Box 785, MS MC-46, Lynchburg, VA 24505
52. D. D'Aquila, Martin Marietta Utilities Services, P.O. Box 628, MS 5023, Piketon, OH 45661
- 53-57. M. G. Bailey, Office of Nuclear Material Safety & Safeguards, U.S. Nuclear Regulatory Commission, MS TWFN 8F5, Washington, DC 20555
58. G. Bidinger, 17016 Cashell Road, Rockville, MD 20853-1011
59. R. Carlson, Lawrence Livermore National Laboratory, P.O. Box 808, Livermore, CA 94550
60. C. R. Chappell, U.S. Nuclear Regulatory Commission, Office of Nuclear Materials Safety and Safeguards, TWFN 8F5, Washington, DC 20555
61. J. Conde, Consejo de Seguridad Nuclear, Justo Dorado, 11, 28040 Madrid, Spain
62. E. Easton, U.S. Nuclear Regulatory Commission, Office of Nuclear Materials Safety and Safeguards, Washington, DC 20555
63. K. J. Hardin, U.S. Nuclear Regulatory Commission, Division of Fuel Cycle Safety and Safeguards, Licensing Branch, MS TA D-14, Washington, DC 20555
64. C. Harmon, U.S. Nuclear Regulatory Commission, Division of Fuel Cycle Safety and Safeguards, MS TA D-14, Washington, DC 20555
65. J. Harris, Martin Marietta Utilities Services, P.O. Box 628, MS 5023, Piketon, OH 45661
66. C. Haughney, U.S. Nuclear Regulatory Commission, Office of Nuclear Materials Safety and Safeguards, TWFN 8F5, Washington, DC 20555

67. C. Haight, Martin Marietta Utilities Services, P.O. Box 628, MS 5023, Piketon, OH 45661
68. L. Hassler, Babcock & Wilcox, P.O. Box 10935, Lynchburg, VA 24506-0935
69. T. Jones, U.S. Nuclear Regulatory Commission, Division of Fuel Cycle Safety and Safeguards, MS TA D-14, Washington, DC 20555
70. M. Klasky, U.S. Nuclear Regulatory Commission, Division of Fuel Cycle Safety and Safeguards, Licensing Branch, MS TA D-14, Washington, DC 20555
71. R. Lemming, Martin Marietta Utilities Services, P.O. Box 628, MS 5023, Piketon, OH 45661
72. L. Lessler, U.S. Nuclear Regulatory Commission, Division of Fuel Cycle Safety and Safeguards, MS TA D-14, Washington, DC 20555
73. H. Lutz, Lawrence Livermore National Laboratory, P.O. Box 808, L-634, Livermore, CA 94551
74. H. Manaktala, Center for Nuclear Waste Regulatory Analyses, Southwest Research Institute, 6220 Culebra Road, San Antonio, TX 78238-5166
75. C. Marotta, 1504 Columbia Ave., Rockville, MD 20850
76. M. Mason, Transnuclear, Two Skyline Drive, Hawthorne, NY 10532-2120
77. D. Napolitano, Nuclear Assurance Corp., 5720 Peachtree Parkway, Norcross, GA 30092
78. C. W. Nilsen, Office of Nuclear Material Safety and Safeguards, U.S. Nuclear Regulatory Commission, MS TWFN-9F29, Washington, DC 20555
- 79-80. Office of Scientific and Technical Information, U.S. Department of Energy, P.O. Box 62, Oak Ridge, TN 378312
81. Office of the Assistant Manager for Energy Research and Development, Department of Energy Oak Ridge Operations (DOE-ORO), P.O. Box 2008, Oak Ridge, TN 37831
82. N. Osgood, U.S. Nuclear Regulatory Commission, Office of Nuclear Materials Safety and Safeguards, TWFN 8F5, Washington, DC 20555
83. R. Oxenham, Martin Marietta Utilities Services, P.O. Box 628, MS 5023, Piketon, OH 45661
84. P. Pacquin, General Nuclear Systems, Inc., 220 Stoneridge Dr., Columbia, SC 29210
85. F. C. Sturz, Office of Nuclear Material Safety & Safeguards, U.S. Nuclear Regulatory Commission, MS TWFN 8F5, Washington, DC 20555
86. R. Tayloe, Battelle, 505 King Avenue, Room 11-10-070, Columbus, OH 43201
87. T. Taylor, INEL, P.O. Box 4000, MS 3428, Idaho Falls, ID 83403
88. B. Thomas, VECTRA Technologies, Inc., 6203 San Ignacio Ave., Suite 100, San Jose, CA 95119
89. J. R. Thornton, TRW Environmental Safety Systems, 2650 Park Tower Dr., Suite 800, Vienna, VA 22180
90. H. Toffer, Westinghouse Hanford Co., P.O. Box 1970, Richland, WA 99352
91. G. Walden, Duke Power Co., P.O. Box 33189, Charlotte, NC 28242
92. M. E. Wangler, U.S. Department of Energy, EH-33.2, Washington, DC 20585-0002
93. R. Weller, U. S. Nuclear Regulatory Commission, TWFN 7J9, Washington, DC 20555
94. A. Wells, 2846 Peachtree Walk, Duluth, GA 30136
95. B. H. White, Office of Nuclear Material Safety & Safeguards, U.S. Nuclear Regulatory Commission, MS TWFN 8F5, Washington, DC 20555
96. R. E. Wilson, EG&G Rocky Flats, Inc., P.O. Box 464, Building 886, Golden, CO 80402-0464
97. C. J. Withee, Office of Nuclear Material Safety & Safeguards, U.S. Nuclear Regulatory Commission, MS TWFN 8F5, Washington, DC 20555

NRC FORM 335 (2-89) NRCM 1102 3201, 3202	U.S. NUCLEAR REGULATORY COMMISSION	1. REPORT NUMBER (Assigned by NRC. Add Vol., Supp., Rev. and Addendum Numbers, if any.)
BIBLIOGRAPHIC DATA SHEET <i>(See instructions on the reverse)</i>		NUREG/CR-6328 ORNL/TM-12970
2. TITLE AND SUBTITLE		3. DATE REPORT PUBLISHED
ADEQUACY OF THE 123-GROUP CROSS-SECTION LIBRARY FOR CRITICALITY ANALYSES OF WATER-MODERATED URANIUM SYSTEMS		MONTH YEAR
5. AUTHOR(S)		August 1995
C. V. Parks, R. Q. Wright, and W. C. Jordan		4. FIN OR GRANT NUMBER B0009
6. TYPE OF REPORT		7. PERIOD COVERED (Inclusive Dates)
ORNL		
8. PERFORMING ORGANIZATION - NAME AND ADDRESS (If NRC, provide Division, Office or Region, U.S. Nuclear Regulatory Commission, and mailing address; if contractor, provide name and mailing address.)		
OAK RIDGE NATIONAL LABORATORY Oak Ridge, Tennessee 37831-6370		
9. SPONSORING ORGANIZATION - NAME AND ADDRESS (If NRC, type "Same as above"; if contractor, provide NRC Division, Office or Region, U.S. Nuclear Regulatory Commission, and mailing address.)		
Spent Fuel Project Office Office of Nuclear Material Safety and Safeguards U.S. Nuclear Regulatory Commission Washington, DC 20555-0001		
10. SUPPLEMENTARY NOTES		
11. ABSTRACT (200 words or less)		
<p>In a recent criticality analysis for an array of water-moderated packages containing high-enriched uranium, the 123-group cross-section library in the SCALE system was observed to have a nonconservative discrepancy of approximately 3 to 3.5% when compared to more recently developed libraries. A simple representative system of $UO_2F_2 \cdot H_2O$ was used to identify that the problem results from a lack of resonance data for ^{235}U. Only a single set of self-shielded cross sections, most likely corresponding to a water-moderated infinite dilute system, was provided with the original data. The $UO_2F_2 \cdot H_2O$ study indicates that this limitation may cause nonconservative discrepancies as high as 5.5% for some water-moderated, high-enriched uranium systems. Characteristics of the systems where the discrepancy is evident are identified and discussed.</p>		
12. KEY WORDS/DESCRIPTORS (List words or phrases that will assist researchers in locating the report.)		13. AVAILABILITY STATEMENT
criticality safety cross sections high enriched		Unlimited
14. SECURITY CLASSIFICATION		(This Page)
(This Report)		Unclassified
15. NUMBER OF PAGES		(This Report) Unclassified
16. PRICE		



Federal Recycling Program

UNITED STATES
NUCLEAR REGULATORY COMMISSION
WASHINGTON, D.C. 20555-0001

OFFICIAL BUSINESS
PENALTY FOR PRIVATE USE, \$300

100555100000
NOV 1978
DIV. OF PUBLICATIONS
PERMIT NO. G-67
WASHINGTON, D.C. 20555

FIRST CLASS MAIL
POSTAGE AND FEES PAID
USNRC
PERMIT NO. G-67

120555139531 1 14N1PC
US NBC-OADM
CIV FOIA & PUBLICATIONS SVCS
TPS-PDR-NUREG
2WFN-6E7
WASHINGTON DC 20555